



**Official 2024  
National Football League**

# **Record & Fact Book**

**NATIONAL FOOTBALL LEAGUE**

345 Park Avenue; New York, N.Y. 10154; (212) 450-2000; [www.NFL.com](http://www.NFL.com); @NFL345 @NFL

**Copyright © 2024 by the National Football League.** All rights reserved. The information in this publication has been compiled for use by the news media to aid in reporting of the games and teams of the National Football League. No part of this book may be reproduced or transmitted in any form or by any means, electronic or mechanical, including photocopying, recording, or by any information storage and retrieval system, without permission in writing from the National Football League.

A National Football League Book.

Cover photo: Super Bowl LVIII Most Valuable Player Patrick Mahomes of the Kansas City Chiefs.

Compiled by the NFL Communications Department and Santo Labombarda, Elias Sports Bureau.

Cover photography by AP Photo/Ashley Landis.

Design by NFL Creative.

Statistics by Elias Sports Bureau.

Produced by the NFL Communications Department.

Printed in the United States of America.

All information in the printed version is as of June 12, 2024.

# INDEX

2-point conversion results, annually	318	Green Bay Packers	177
3 points or fewer, decided by, annually	318	Home records, by franchise, past 10 years	306
3 wins, single opponent, same season	320	Home records, by franchise, since 1970	304
7 points or fewer, decided by, annually	318	Houston Texans	73
8 points or fewer, decided by, annually	318	Important Dates, 2024-25	18
10 wins or more, teams, missed playoffs	319	Indianapolis Colts	79
60 points or more, team scoring, NFL game	309	Individual leaders, past 10 years	308
100-reception seasons, all-time	618	Individual statistics, field goals, 2023	267
100-yard receiving games, most, 2023	255	Individual statistics, fumbles, 2023	295
100-yard rushing games, most, 2023	254	Individual statistics, interceptions, 2023	282
200-yard rushing games, all-time	607	Individual statistics, kickoff returns, 2023	288
250-yard receiving games, all-time	633	Individual statistics, passing, 2023	274
300 combined net yards, game, all-time	636	Individual statistics, punt returns, 2023	286
300 scrimmage yards, game, all-time	637	Individual statistics, punting, 2023	290
300-yard passing games, most, 2023	254	Individual statistics, receiving, 2023	278
400-yard passing games, all-time	613	Individual statistics, rushing, 2023	270
1,000-yard receiving seasons, all-time	620	Individual statistics, sacks, 2023	292
1,000-yard rushing seasons, all-time	598	Individual statistics, scoring, 2023	262
2,000 combined net yards gained, season, all-time	634	Inside The Numbers, section start	301
2,000 scrimmage yards, season, all-time	636	Instant replay history	39
2023 season in review, section start	237	Instant replay procedures	38
4,000-yard passing seasons, all-time	609	Jacksonville Jaguars	85
Active statistical leaders	27	Kansas City Chiefs	91
AFC, section start	41	Kickoff weekend records, by franchise, since 1970	305
All-Pro Teams, 2023	252	Las Vegas Raiders	97
All-time leaders, combined yards	640	Los Angeles Chargers	103
All-time leaders, completions	638	Los Angeles Rams	183
All-time leaders, interceptions	640	Miami Dolphins	109
All-time leaders, kickoff returns	642	Minnesota Vikings	189
All-time leaders, passer rating, career	641	Monthly records, by franchise, past 10 years	307
All-time leaders, passing yards	638	Most Valuable Players, all-time	538
All-time leaders, punt returns	642	Nationally televised games	11
All-time leaders, punting	640	New England Patriots	115
All-time leaders, receiving	638	New Orleans Saints	195
All-time leaders, receptions	639	New York Giants	201
All-time leaders, rushing	639	New York Jets	121
All-time leaders, sacks	642	NFC, section start	139
All-time leaders, scoring	638	Non-division winners in Super Bowl	319
All-time leaders, scrimmage yards	641	Offensive Players of the Year	540
All-time leaders, touchdown passes	638	Offensive Rookies of the Year	540
All-time leaders, touchdowns	639	Officials, roster, alphabetical, 2024	706
Arizona Cardinals	141	Officials, roster, by position, 2024	707
Atlanta Falcons	147	Officials, roster, numerical, 2024	708
Attendance, 2023	253	Oldest individual NFL records	309
Attendance, highest single-game, NFL	342	Outstanding performances	598
Attendance, highest, season, by team	342	Overtime games, 2023/annually	310
Attendance, highest, season, NFL	342	Overtime games, longest streaks without	311
Attendance, highest, weekend, NFL	342	Overtime games, most in season, team	311
Attendance, paid, year-by-year, NFL	343	Overtime games, postseason	311
Baltimore Ravens	43	Overtime games, postseason, longest	312
Buffalo Bills	49	Overtime games, shortest	312
Bye weeks, records after, by franchise	318	Overtime games, summary, all-time	311
Carolina Panthers	153	Overtime procedures	313
Chicago Bears	159	Overtime records, by franchise, all-time	311
Cincinnati Bengals	55	Overtime, records, single game, regular season	312
Cleveland Browns	61	Overtime, scoring summary	312
Close games, W-L-T, by franchise	319	Paid Attendance, 2023	253
Club leaders, 2023	261	Passer rating, active leaders, postseason	315
Coaches' career records	30	Passer rating, all-time category leaders	315
Coaches of the Year	541	Passer rating, all-time leaders, postseason	315
Coldest NFL games on record	320	Passer rating, all-time leaders, single season	314
Comeback Players of the Year	541	Philadelphia Eagles	207
Comebacks, largest deficits overcome, NFL history	321	Pittsburgh Steelers	127
Dallas Cowboys	165	Players of the Month, 2023	251
Defensive Players of the Year	540	Players of the Week, 2023	251
Defensive Rookies of the Year	541	Playoff appearances, most by team	317
Denver Broncos	67	Playoff teams, 500 or below	320
Detroit Lions	171	Points by quarter, 2023	320
Draft summary, 2024	34	Points, most by franchise, game	302
Draft tie-breaking procedures	33	Postseason statistical leaders, all-time	323
Draft, underclassmen history	37	Preseason results and standings, 2023	241
Future opponent, by team, 2025-30	12	Pro Football Awards, 2023	252
Game-winning drives, fourth quarter/OT, QB, since 1970	316	Rankings, team, yardage, 2023	261

Records, all-time, individual, combined net yards . . . . .	578	Records, Super Bowl, team, passing . . . . .	684
Records, all-time, individual, fumbles . . . . .	576	Records, Super Bowl, team, penalties . . . . .	687
Records, all-time, individual, interceptions by . . . . .	570	Records, Super Bowl, team, punt returns . . . . .	686
Records, all-time, individual, kickoff returns . . . . .	573	Records, Super Bowl, team, punting . . . . .	686
Records, all-time, individual, passing . . . . .	563	Records, Super Bowl, team, scoring . . . . .	681
Records, all-time, individual, punt returns . . . . .	572	Records, Super Bowl, team, turnovers . . . . .	688
Records, all-time, individual, punting . . . . .	571	Records, W-L-T, by franchise since 1970 . . . . .	304
Records, all-time, individual, receiving . . . . .	567	Records, W-L-T, by franchise, all-time . . . . .	341
Records, all-time, individual, rushing . . . . .	562	Records, W-L-T, by franchise, annually . . . . .	325
Records, all-time, individual, sacks . . . . .	579	Records, W-L-T, by franchise, past 10 years . . . . .	306
Records, all-time, individual, scoring . . . . .	558	Results, 2023, AFC . . . . .	242
Records, all-time, individual, service . . . . .	558	Results, 2023, NFC . . . . .	243
Records, all-time, individual, yards from scrimmage . . . . .	569	Results, 2023, postseason . . . . .	244
Records, all-time, team, championships . . . . .	580	Results, 2023, week-by-week . . . . .	245
Records, all-time, team, defense . . . . .	594	Retired uniform numbers by franchise . . . . .	324
Records, all-time, team, first downs . . . . .	584	Road records, by franchise, past 10 years . . . . .	307
Records, all-time, team, fumbles . . . . .	591	Road records, by franchise, since 1970 . . . . .	305
Records, all-time, team, games lost . . . . .	581	Road Records, league, annually . . . . .	317
Records, all-time, team, games won . . . . .	580	Rookies of the Month, 2023 . . . . .	251
Records, all-time, team, kickoff returns . . . . .	591	Sacks, most, game, 2023 . . . . .	255
Records, all-time, team, net yards gained . . . . .	586	San Francisco 49ers . . . . .	213
Records, all-time, team, passing . . . . .	587	Schedule, postseason, 2024 . . . . .	10
Records, all-time, team, penalties . . . . .	593	Schedule, preseason, 2024 . . . . .	4
Records, all-time, team, punt returns . . . . .	589	Schedule, week by week, 2024 . . . . .	5
Records, all-time, team, punting . . . . .	589	Seattle Seahawks . . . . .	219
Records, all-time, team, rushing . . . . .	586	Standings, 2023, regular season . . . . .	244
Records, all-time, team, scoring . . . . .	582	Standings, 2023, week-by-week . . . . .	245
Records, all-time, team, tie games . . . . .	581	Standings, postseason, all-time . . . . .	689
Records, postseason, individual, combined net yards . . . . .	695	Starting quarterbacks, active, W-L-T records . . . . .	316
Records, postseason, individual, fumbles . . . . .	695	Streaks, longest winning, since 1970 . . . . .	316
Records, postseason, individual, interceptions by . . . . .	693	Super Bowl champions that missed playoffs . . . . .	319
Records, postseason, individual, kickoff returns . . . . .	694	Super Bowl contention, teams in, annually . . . . .	317
Records, postseason, individual, passing . . . . .	691	Takeaways/giveaways, 2023 . . . . .	261
Records, postseason, individual, punt returns . . . . .	694	Takeaways/giveaways, by franchise, past 10 years/all-time . . . . .	308
Records, postseason, individual, punting . . . . .	694	Tampa Bay Buccaneers . . . . .	225
Records, postseason, individual, receiving . . . . .	692	Team statistics, AFC, 2023 . . . . .	256
Records, postseason, individual, rushing . . . . .	691	Team statistics, NFC, 2023 . . . . .	258
Records, postseason, individual, sacks . . . . .	696	Team statistics, NFL, 2023 . . . . .	260
Records, postseason, individual, scoring . . . . .	689	Television broadcasts, top 20, 2023 . . . . .	342
Records, postseason, individual, service . . . . .	689	Ten best performances, 2023 . . . . .	254
Records, postseason, teams, championships . . . . .	696	Tennessee Titans . . . . .	133
Records, postseason, teams, first downs . . . . .	699	Three-sack games, most, 2023 . . . . .	255
Records, postseason, teams, fumbles . . . . .	704	Tie-breaking procedures, playoffs/draft . . . . .	32
Records, postseason, teams, games . . . . .	696	Trades, 2023-24 . . . . .	238
Records, postseason, teams, kickoff returns . . . . .	703	Waiver system . . . . .	40
Records, postseason, teams, net yards gained . . . . .	700	Washington Commanders . . . . .	231
Records, postseason, teams, passing . . . . .	701	What To Look For, 2024 . . . . .	22
Records, postseason, teams, penalties . . . . .	704	Worst-to-first teams . . . . .	316
Records, postseason, teams, punt returns . . . . .	703	Yardage totals, by franchise, single game, past 10 years . . . . .	308
Records, postseason, teams, punting . . . . .	702	Yearly leaders, field goals . . . . .	647
Records, postseason, teams, rushing . . . . .	700	Yearly leaders, interceptions . . . . .	664
Records, postseason, teams, scoring . . . . .	697	Yearly leaders, kickoff returns . . . . .	661
Records, postseason, teams, turnovers . . . . .	705	Yearly leaders, passing . . . . .	652
Records, section start . . . . .	557	Yearly leaders, passing touchdowns . . . . .	654
Records, Super Bowl, individual, combined net yards . . . . .	680	Yearly leaders, punt returns . . . . .	659
Records, Super Bowl, individual, fumbles . . . . .	679	Yearly leaders, punting . . . . .	665
Records, Super Bowl, individual, interceptions by . . . . .	678	Yearly leaders, receiving yards . . . . .	657
Records, Super Bowl, individual, kickoff returns . . . . .	679	Yearly leaders, receptions . . . . .	655
Records, Super Bowl, individual, passing . . . . .	677	Yearly leaders, rushing . . . . .	650
Records, Super Bowl, individual, punt returns . . . . .	679	Yearly leaders, sacks . . . . .	666
Records, Super Bowl, individual, punting . . . . .	678	Yearly leaders, scoring . . . . .	642
Records, Super Bowl, individual, receiving . . . . .	678	Yearly leaders, team, fewest yards allowed . . . . .	672
Records, Super Bowl, individual, rushing . . . . .	676	Yearly leaders, team, passing . . . . .	670
Records, Super Bowl, individual, sacks . . . . .	680	Yearly leaders, team, rushing . . . . .	668
Records, Super Bowl, individual, scoring . . . . .	675	Yearly leaders, team, scoring defense . . . . .	671
Records, Super Bowl, individual, service . . . . .	675	Yearly leaders, team, scoring offense . . . . .	666
Records, Super Bowl, team, first downs . . . . .	682	Yearly leaders, team, yards gained . . . . .	667
Records, Super Bowl, team, fumbles . . . . .	688	Yearly leaders, touchdowns . . . . .	645
Records, Super Bowl, team, games . . . . .	681	Youngest and oldest players, 2023 . . . . .	309
Records, Super Bowl, team, interceptions by . . . . .	685	Youngest and oldest starters, by position, 2023 . . . . .	309
Records, Super Bowl, team, kickoff returns . . . . .	687		
Records, Super Bowl, team, net yards gained . . . . .	683		
Records, Super Bowl, team, passing . . . . .	684		

# 2024 SCHEDULE AND NOTE CALENDAR



All times Eastern/p.m. unless otherwise noted. All dates and times subject to change

## PRESEASON WEEK 1

<b>Thursday, Aug. 1</b>	NFL/Hall of Fame Game at Canton, Ohio Houston _____ vs Chicago _____	8:00	ESPN/ABC
<b>Thursday, Aug. 8</b>	Carolina _____ at New England _____	7:00	
	Detroit _____ at N.Y. Giants _____	7:00	
<b>Friday, Aug. 9</b>	Philadelphia _____ at Baltimore _____	7:30	
	Atlanta _____ at Miami _____	7:00	
	Houston _____ at Pittsburgh _____	7:00	
<b>Saturday, Aug. 10</b>	New Orleans _____ at Arizona _____	8:00	
	Chicago _____ at Buffalo _____	1:00	
	Tampa Bay _____ at Cincinnati _____	7:00	
	Green Bay _____ at Cleveland _____	4:25	
	Kansas City _____ at Jacksonville _____	7:00	
	Seattle _____ at L.A. Chargers _____	7:05	
	Las Vegas _____ at Minnesota _____	4:00	
	Washington _____ at N.Y. Jets _____	12:00	
	San Francisco _____ at Tennessee _____	7:00	
<b>Sunday, Aug. 11</b>	Denver _____ at Indianapolis _____	1:00	
	Dallas _____ at L.A. Rams _____	4:30	

## PRESEASON WEEK 2

<b>Thursday, Aug. 15</b>	Philadelphia _____ at New England _____	7:00	
<b>Saturday, Aug. 17</b>	Atlanta _____ at Baltimore _____	12:00	
	N.Y. Jets _____ at Carolina _____	7:00	
	Cincinnati _____ at Chicago _____	1:00	
	Minnesota _____ at Cleveland _____	4:25	
	N.Y. Giants _____ at Houston _____	1:00	
	Arizona _____ at Indianapolis _____	7:00	
	Tampa Bay _____ at Jacksonville _____	7:30	
	Detroit _____ at Kansas City _____	4:00	
	Dallas _____ at Las Vegas _____	10:00	
	L.A. Rams _____ at L.A. Chargers _____	7:05	
	Washington _____ at Miami _____	7:00	
	Buffalo _____ at Pittsburgh _____	7:00	
	Seattle _____ at Tennessee _____	7:00	
<b>Sunday, Aug. 18</b>	Green Bay _____ at Denver _____	8:00	
	New Orleans _____ at San Francisco _____	8:00	FOX

## PRESEASON WEEK 3

<b>Thursday, Aug. 22</b>	Indianapolis _____ at Cincinnati _____	8:00	Prime Video
	Chicago _____ at Kansas City _____	8:20	
<b>Friday, Aug. 23</b>	Jacksonville _____ at Atlanta _____	7:00	
	San Francisco _____ at Las Vegas _____	10:00	
	Miami _____ at Tampa Bay _____	7:30	
<b>Saturday, Aug. 24</b>	Carolina _____ at Buffalo _____	1:00	
	L.A. Chargers _____ at Dallas _____	4:00	
	Pittsburgh _____ at Detroit _____	1:00	
	Baltimore _____ at Green Bay _____	1:00	
	L.A. Rams _____ at Houston _____	1:00	
	N.Y. Giants _____ at N.Y. Jets _____	7:30	
	Minnesota _____ at Philadelphia _____	1:00	
	Cleveland _____ at Seattle _____	10:00	
<b>Sunday, Aug. 25</b>	Arizona _____ at Denver _____	4:30	CBS
	Tennessee _____ at New Orleans _____	2:00	
	New England _____ at Washington _____	8:00	NBC

## 2024 SCHEDULE AND NOTE CALENDAR



<b>Thursday, Sep. 5</b>	Baltimore _____	at	Kansas City _____	8:20	NBC
<b>Friday, Sep. 6</b>	Green Bay _____	vs	Philadelphia _____ (Sao Paulo)	8:15	Peacock
<b>Sunday, Sep. 8</b>	Pittsburgh _____	at	Atlanta _____	1:00	FOX
	Arizona _____	at	Buffalo _____	1:00	CBS
	Tennessee _____	at	Chicago _____	1:00	FOX
	New England _____	at	Cincinnati _____	1:00	CBS
	Houston _____	at	Indianapolis _____	1:00	CBS
	Jacksonville _____	at	Miami _____	1:00	CBS
	Carolina _____	at	New Orleans _____	1:00	FOX
	Minnesota _____	at	N.Y. Giants _____	1:00	FOX
	Las Vegas _____	at	L.A. Chargers _____	4:05	CBS
	Denver _____	at	Seattle _____	4:05	CBS
	Dallas _____	at	Cleveland _____	4:25	FOX
	Washington _____	at	Tampa Bay _____	4:25	FOX
	L.A. Rams _____	at	Detroit _____	8:20	NBC
<b>Monday, Sep. 9</b>	N.Y. Jets _____	at	San Francisco _____	8:15	ESPN/ABC

### WEEK 2

<b>Thursday, Sep. 12</b>	Buffalo _____	at	Miami _____	8:15	Prime Video
<b>Sunday, Sep. 15</b>	Las Vegas _____	at	Baltimore _____	1:00	CBS
	L.A. Chargers _____	at	Carolina _____	1:00	CBS
	New Orleans _____	at	Dallas _____	1:00	FOX
	Tampa Bay _____	at	Detroit _____	1:00	FOX
	Indianapolis _____	at	Green Bay _____	1:00	FOX
	Cleveland _____	at	Jacksonville _____	1:00	CBS
	San Francisco _____	at	Minnesota _____	1:00	CBS
	Seattle _____	at	New England _____	1:00	FOX
	N.Y. Jets _____	at	Tennessee _____	1:00	CBS
	N.Y. Giants _____	at	Washington _____	1:00	FOX
	L.A. Rams _____	at	Arizona _____	4:05	FOX
	Pittsburgh _____	at	Denver _____	4:25	CBS
	Cincinnati _____	at	Kansas City _____	4:25	CBS
	Chicago _____	at	Houston _____	8:20	NBC
<b>Monday, Sep. 16</b>	Atlanta _____	at	Philadelphia _____	8:15	ESPN

### WEEK 3

<b>Thursday, Sep. 19</b>	New England _____	at	N.Y. Jets _____	8:15	Prime Video
<b>Sunday, Sep. 22</b>	N.Y. Giants _____	at	Cleveland _____	1:00	FOX
	Chicago _____	at	Indianapolis _____	1:00	CBS
	Houston _____	at	Minnesota _____	1:00	CBS
	Philadelphia _____	at	New Orleans _____	1:00	FOX
	L.A. Chargers _____	at	Pittsburgh _____	1:00	CBS
	Denver _____	at	Tampa Bay _____	1:00	FOX
	Green Bay _____	at	Tennessee _____	1:00	FOX
	Carolina _____	at	Las Vegas _____	4:05	CBS
	Miami _____	at	Seattle _____	4:05	CBS
	Detroit _____	at	Arizona _____	4:25	FOX
	Baltimore _____	at	Dallas _____	4:25	FOX
	San Francisco _____	at	L.A. Rams _____	4:25	FOX
	Kansas City _____	at	Atlanta _____	8:20	NBC
<b>Monday, Sep. 23</b>	Jacksonville _____	at	Buffalo _____	7:30	ESPN
	Washington _____	at	Cincinnati _____	8:15	ABC

### WEEK 4

<b>Thursday, Sep. 26</b>	Dallas _____	at	N.Y. Giants _____	8:15	Prime Video
<b>Sunday, Sep. 29</b>	New Orleans _____	at	Atlanta _____	1:00	FOX
	Cincinnati _____	at	Carolina _____	1:00	FOX
	L.A. Rams _____	at	Chicago _____	1:00	FOX
	Minnesota _____	at	Green Bay _____	1:00	CBS
	Jacksonville _____	at	Houston _____	1:00	CBS
	Pittsburgh _____	at	Indianapolis _____	1:00	CBS
	Denver _____	at	N.Y. Jets _____	1:00	CBS
	Philadelphia _____	at	Tampa Bay _____	1:00	FOX
	Washington _____	at	Arizona _____	4:05	FOX
	New England _____	at	San Francisco _____	4:05	FOX
	Kansas City _____	at	L.A. Chargers _____	4:25	CBS
	Cleveland _____	at	Las Vegas _____	4:25	CBS
	Buffalo _____	at	Baltimore _____	8:20	NBC
<b>Monday, Sep. 30</b>	Tennessee _____	at	Miami _____	7:30	ESPN
	Seattle _____	at	Detroit _____	8:15	ABC

## 2024 SCHEDULE AND NOTE CALENDAR

<b>WEEK 5</b>	Thursday, Oct. 3	Tampa Bay _____ at Atlanta _____	8:15	Prime Video
<b>Byes:</b> Detroit L.A. Chargers Philadelphia Tennessee	Sunday, Oct. 6	N.Y. Jets _____ vs Minnesota _____ (Tottenham)	9:30a	NFLN
		Carolina _____ at Chicago _____	1:00	FOX
		Baltimore _____ at Cincinnati _____	1:00	CBS
		Buffalo _____ at Houston _____	1:00	CBS
		Indianapolis _____ at Jacksonville _____	1:00	CBS
		Miami _____ at New England _____	1:00	FOX
		Cleveland _____ at Washington _____	1:00	FOX
		Las Vegas _____ at Denver _____	4:05	FOX
		Arizona _____ at San Francisco _____	4:05	FOX
		Green Bay _____ at L.A. Rams _____	4:25	CBS
		N.Y. Giants _____ at Seattle _____	4:25	CBS
		Dallas _____ at Pittsburgh _____	8:20	NBC*
	Monday, Oct. 7	New Orleans _____ at Kansas City _____	8:15	ESPN

<b>WEEK 6</b>	Thursday, Oct. 10	San Francisco _____ at Seattle _____	8:15	Prime Video
<b>Byes:</b> Kansas City L.A. Rams Miami Minnesota	Sunday, Oct. 13	Jacksonville _____ vs Chicago _____ (Tottenham)	9:30a	NFLN
		Washington _____ at Baltimore _____	1:00	CBS
		Arizona _____ at Green Bay _____	1:00	FOX
		Houston _____ at New England _____	1:00	CBS
		Tampa Bay _____ at New Orleans _____	1:00	FOX
		Cleveland _____ at Philadelphia _____	1:00	FOX
		Indianapolis _____ at Tennessee _____	1:00	CBS
		L.A. Chargers _____ at Denver _____	4:05	CBS
		Pittsburgh _____ at Las Vegas _____	4:05	CBS
		Atlanta _____ at Carolina _____	4:25	FOX
		Detroit _____ at Dallas _____	4:25	FOX
		Cincinnati _____ at N.Y. Giants _____	8:20	NBC*
	Monday, Oct. 14	Buffalo _____ at N.Y. Jets _____	8:15	ESPN

<b>WEEK 7</b>	Thursday, Oct. 17	Denver _____ at New Orleans _____	8:15	Prime Video
<b>Byes:</b> Chicago Dallas	Sunday, Oct. 20	New England _____ vs Jacksonville _____ (Wembley)	9:30a	NFLN
		Seattle _____ at Atlanta _____	1:00	FOX
		Tennessee _____ at Buffalo _____	1:00	CBS
		Cincinnati _____ at Cleveland _____	1:00	CBS
		Houston _____ at Green Bay _____	1:00	CBS
		Miami _____ at Indianapolis _____	1:00	FOX
		Detroit _____ at Minnesota _____	1:00	FOX
		Philadelphia _____ at N.Y. Giants _____	1:00	FOX
		Las Vegas _____ at L.A. Rams _____	4:05	CBS
		Carolina _____ at Washington _____	4:05	CBS
		Kansas City _____ at San Francisco _____	4:25	FOX
		N.Y. Jets _____ at Pittsburgh _____	8:20	NBC*
	Monday, Oct. 21	Baltimore _____ at Tampa Bay _____	8:15	ESPN
		L.A. Chargers _____ at Arizona _____	9:00	ESPN+

<b>WEEK 8</b>	Thursday, Oct. 24	Minnesota _____ at L.A. Rams _____	8:15	Prime Video
	Sunday, Oct. 27	Baltimore _____ at Cleveland _____	1:00	CBS
		Tennessee _____ at Detroit _____	1:00	FOX
		Indianapolis _____ at Houston _____	1:00	CBS
		Green Bay _____ at Jacksonville _____	1:00	FOX
		Arizona _____ at Miami _____	1:00	FOX
		N.Y. Jets _____ at New England _____	1:00	CBS
		Atlanta _____ at Tampa Bay _____	1:00	FOX
		Chicago _____ at Washington _____	1:00	CBS
		New Orleans _____ at L.A. Chargers _____	4:05	FOX
		Buffalo _____ at Seattle _____	4:05	FOX
		Philadelphia _____ at Cincinnati _____	4:25	CBS
		Carolina _____ at Denver _____	4:25	CBS
		Kansas City _____ at Las Vegas _____	4:25	CBS
		Dallas _____ at San Francisco _____	8:20	NBC*
	Monday, Oct. 28	N.Y. Giants _____ at Pittsburgh _____	8:15	ESPN/ABC

## 2024 SCHEDULE AND NOTE CALENDAR

<b>WEEK 9</b> Byes: Pittsburgh San Francisco	Thursday, Oct. 31	Houston _____	at	N.Y. Jets _____	8:15	Prime Video	
	Sunday, Nov. 3	Dallas _____	at	Atlanta _____	1:00	FOX	
		Denver _____	at	Baltimore _____	1:00	CBS	
		Miami _____	at	Buffalo _____	1:00	CBS	
		New Orleans _____	at	Carolina _____	1:00	CBS	
		Las Vegas _____	at	Cincinnati _____	1:00	FOX	
		L.A. Chargers _____	at	Cleveland _____	1:00	CBS	
		Indianapolis _____	at	Minnesota _____	1:00	CBS	
		Washington _____	at	N.Y. Giants _____	1:00	FOX	
		New England _____	at	Tennessee _____	1:00	FOX	
		Chicago _____	at	Arizona _____	4:05	CBS	
		Detroit _____	at	Green Bay _____	4:25	FOX	
		L.A. Rams _____	at	Seattle _____	4:25	FOX	
		Jacksonville _____	at	Philadelphia _____	8:20	NBC*	
	Monday, Nov. 4	Tampa Bay _____	at	Kansas City _____	8:15	ESPN	
	<b>WEEK 10</b> Byes: Cleveland Green Bay Las Vegas Seattle	Thursday, Nov. 7	Cincinnati _____	at	Baltimore _____	8:15	Prime Video
		Sunday, Nov. 10	N.Y. Giants _____	vs	Carolina _____ (Munich)	9:30a	NFLN
		New England _____	at	Chicago _____	1:00	FOX	
		Buffalo _____	at	Indianapolis _____	1:00	CBS	
		Minnesota _____	at	Jacksonville _____	1:00	FOX	
		Denver _____	at	Kansas City _____	1:00	CBS	
		Atlanta _____	at	New Orleans _____	1:00	FOX	
		San Francisco _____	at	Tampa Bay _____	1:00	FOX	
		Pittsburgh _____	at	Washington _____	1:00	CBS	
		Tennessee _____	at	L.A. Chargers _____	4:05	FOX	
		N.Y. Jets _____	at	Arizona _____	4:25	CBS	
		Philadelphia _____	at	Dallas _____	4:25	CBS	
		Detroit _____	at	Houston _____	8:20	NBC*	
Monday, Nov. 11		Miami _____	at	L.A. Rams _____	8:15	ESPN	
<b>WEEK 11</b> Byes: Arizona Carolina N.Y. Giants Tampa Bay		Thursday, Nov. 14	Washington _____	at	Philadelphia _____	8:15	Prime Video
		Sunday, Nov. 17	Green Bay _____	at	Chicago _____	1:00	FOX
			Jacksonville _____	at	Detroit _____	1:00	CBS
		Las Vegas _____	at	Miami _____	1:00	CBS	
		L.A. Rams _____	at	New England _____	1:00	FOX	
		Cleveland _____	at	New Orleans _____	1:00	FOX	
		Baltimore _____	at	Pittsburgh _____	1:00	CBS	
		Minnesota _____	at	Tennessee _____	1:00	CBS	
		Atlanta _____	at	Denver _____	4:05	FOX	
		Seattle _____	at	San Francisco _____	4:05	FOX	
		Kansas City _____	at	Buffalo _____	4:25	CBS	
		Cincinnati _____	at	L.A. Chargers _____	4:25	CBS	
		Indianapolis _____	at	N.Y. Jets _____	8:20	NBC*	
	Monday, Nov. 18	Houston _____	at	Dallas _____	8:15	ESPN	
	<b>WEEK 12</b> Byes: Atlanta Buffalo Cincinnati Jacksonville New Orleans N.Y. Jets	Thursday, Nov. 21	Pittsburgh _____	at	Cleveland _____	8:15	Prime Video
		Sunday, Nov. 24	Kansas City _____	at	Carolina _____	1:00	CBS
			Minnesota _____	at	Chicago _____	1:00	FOX
		Tennessee _____	at	Houston _____	1:00	CBS	
		Detroit _____	at	Indianapolis _____	1:00	FOX	
		New England _____	at	Miami _____	1:00	CBS	
		Tampa Bay _____	at	N.Y. Giants _____	1:00	CBS	
		Dallas _____	at	Washington _____	1:00	FOX	
		Denver _____	at	Las Vegas _____	4:05	CBS	
		San Francisco _____	at	Green Bay _____	4:25	FOX	
		Arizona _____	at	Seattle _____	4:25	FOX	
		Philadelphia _____	at	L.A. Rams _____	8:20	NBC*	
Monday, Nov. 25		Baltimore _____	at	L.A. Chargers _____	8:15	ESPN*	

## 2024 SCHEDULE AND NOTE CALENDAR

### WEEK 13



Thursday, Nov. 28	Chicago _____	at	Detroit _____ (Thanksgiving)	12:30	CBS	
	N.Y. Giants _____	at	Dallas _____ (Thanksgiving)	4:30	FOX	
Friday, Nov. 29	Miami _____	at	Green Bay _____ (Thanksgiving)	8:20	NBC	
	Las Vegas _____	at	Kansas City _____	3:00	Prime Video	
Sunday, Dec. 1	L.A. Chargers _____	at	Atlanta _____	1:00	CBS	
	Pittsburgh _____	at	Cincinnati _____	1:00	CBS	
	Houston _____	at	Jacksonville _____	1:00	FOX	
	Arizona _____	at	Minnesota _____	1:00	FOX	
	Indianapolis _____	at	New England _____	1:00	CBS	
	Seattle _____	at	N.Y. Jets _____	1:00	FOX	
	Tennessee _____	at	Washington _____	1:00	CBS	
	Tampa Bay _____	at	Carolina _____	4:05	FOX	
	L.A. Rams _____	at	New Orleans _____	4:05	FOX	
	Philadelphia _____	at	Baltimore _____	4:25	CBS	
	San Francisco _____	at	Buffalo _____	8:20	NBC*	
	Monday, Dec. 2	Cleveland _____	at	Denver _____	8:15	ESPN*

### WEEK 14

Byes:  
Baltimore  
Denver  
Houston  
Indianapolis  
New England  
Washington

Thursday, Dec. 5	Green Bay _____	at	Detroit _____	8:15	Prime Video*	
Sunday, Dec. 8	N.Y. Jets _____	at	Miami _____	1:00	CBS	
	Atlanta _____	at	Minnesota _____	1:00	FOX	
	New Orleans _____	at	N.Y. Giants _____	1:00	FOX	
	Carolina _____	at	Philadelphia _____	1:00	FOX	
	Cleveland _____	at	Pittsburgh _____	1:00	CBS	
	Las Vegas _____	at	Tampa Bay _____	1:00	CBS	
	Jacksonville _____	at	Tennessee _____	1:00	CBS	
	Seattle _____	at	Arizona _____	4:05	CBS	
	Buffalo _____	at	L.A. Rams _____	4:25	FOX	
	Chicago _____	at	San Francisco _____	4:25	FOX	
	L.A. Chargers _____	at	Kansas City _____	8:20	NBC*	
	Monday, Dec. 9	Cincinnati _____	at	Dallas _____	8:15	ESPN/ABC*

### WEEK 15

Thursday, Dec. 12	L.A. Rams _____	at	San Francisco _____	8:15	Prime Video*	
Sunday, Dec. 15	Dallas _____	at	Carolina _____	1:00	FOX	
	Kansas City _____	at	Cleveland _____	1:00	CBS	
	Miami _____	at	Houston _____	1:00	CBS	
	N.Y. Jets _____	at	Jacksonville _____	1:00	FOX	
	Washington _____	at	New Orleans _____	1:00	FOX	
	Baltimore _____	at	N.Y. Giants _____	1:00	CBS	
	Cincinnati _____	at	Tennessee _____	1:00	FOX	
	New England _____	at	Arizona _____	4:25	CBS	
	Indianapolis _____	at	Denver _____	4:25	CBS	
	Buffalo _____	at	Detroit _____	4:25	CBS	
	Tampa Bay _____	at	L.A. Chargers _____	4:25	FOX	
	Pittsburgh _____	at	Philadelphia _____	4:25	FOX	
	Green Bay _____	at	Seattle _____	8:20	NBC*	
	Monday, Dec. 16	Chicago _____	at	Minnesota _____	8:00	ABC*
		Atlanta _____	at	Las Vegas _____	8:30	ESPN*

### WEEK 16

Thursday, Dec. 19	Cleveland _____	at	Cincinnati _____	8:15	Prime Video*	
Saturday, Dec. 21	Houston _____	at	Kansas City _____	1:00	NBC	
	Pittsburgh _____	at	Baltimore _____	4:30	FOX	
Sunday, Dec. 22	N.Y. Giants _____	at	Atlanta _____	1:00	FOX	
	New England _____	at	Buffalo _____	1:00	CBS	
	Arizona _____	at	Carolina _____	1:00	FOX	
	Detroit _____	at	Chicago _____	1:00	FOX	
	Tennessee _____	at	Indianapolis _____	1:00	CBS	
	L.A. Rams _____	at	N.Y. Jets _____	1:00	CBS	
	Philadelphia _____	at	Washington _____	1:00	FOX	
	Denver _____	at	L.A. Chargers _____	4:05	FOX	
	Minnesota _____	at	Seattle _____	4:05	FOX	
	Jacksonville _____	at	Las Vegas _____	4:25	CBS	
	San Francisco _____	at	Miami _____	4:25	CBS	
	Tampa Bay _____	at	Dallas _____	8:20	NBC*	
	Monday, Dec. 23	New Orleans _____	at	Green Bay _____	8:15	ESPN*



## 2024 SCHEDULE AND NOTE CALENDAR

<b>WEEK 17</b>	<b>Wednesday Dec. 25</b>	Kansas City _____ at Pittsburgh _____	1:00	Netflix
		Baltimore _____ at Houston _____	4:30	Netflix
	<b>Saturday Dec. 28</b>	TBD#	1:00	NFLN
		TBD#	4:30	NFLN
		TBD#	8:00	NFLN
		Denver _____ at Cincinnati _____	TBD#	TBD#
		Arizona _____ at L.A. Rams _____	TBD#	TBD#
		L.A. Chargers _____ at New England _____	TBD#	TBD#
		Indianapolis _____ at N.Y. Giants _____	TBD#	TBD#
		Atlanta _____ at Washington _____	TBD#	TBD#
	<b>Sunday, Dec. 29</b>	N.Y. Jets _____ at Buffalo _____	1:00	CBS
		Tennessee _____ at Jacksonville _____	1:00	CBS
		Green Bay _____ at Minnesota _____	1:00	FOX
		Las Vegas _____ at New Orleans _____	1:00	FOX
		Carolina _____ at Tampa Bay _____	1:00	CBS
		Dallas _____ at Philadelphia _____	4:25	FOX
		Miami _____ at Cleveland _____	8:20	NBC*
	<b>Monday, Dec. 30</b>	Detroit _____ at San Francisco _____	8:15	ESPN/ABC*

### WEEK 18

Games to be played on:

**Saturday, Jan. 4, 2025**

(4:30 p.m. & 8 p.m. on ESPN/ABC)

**or Sunday, Jan. 5, 2025**

(1 p.m. & 4:25 p.m. windows

& 8:20 p.m. on NBC)

San Francisco _____	at	Arizona _____	TBD <sup>^</sup>	TBD <sup>^</sup>
Carolina _____	at	Atlanta _____	TBD <sup>^</sup>	TBD <sup>^</sup>
Cleveland _____	at	Baltimore _____	TBD <sup>^</sup>	TBD <sup>^</sup>
Washington _____	at	Dallas _____	TBD <sup>^</sup>	TBD <sup>^</sup>
Kansas City _____	at	Denver _____	TBD <sup>^</sup>	TBD <sup>^</sup>
Minnesota _____	at	Detroit _____	TBD <sup>^</sup>	TBD <sup>^</sup>
Chicago _____	at	Green Bay _____	TBD <sup>^</sup>	TBD <sup>^</sup>
Jacksonville _____	at	Indianapolis _____	TBD <sup>^</sup>	TBD <sup>^</sup>
Seattle _____	at	L.A. Rams _____	TBD <sup>^</sup>	TBD <sup>^</sup>
L.A. Chargers _____	at	Las Vegas _____	TBD <sup>^</sup>	TBD <sup>^</sup>
Buffalo _____	at	New England _____	TBD <sup>^</sup>	TBD <sup>^</sup>
Miami _____	at	N.Y. Jets _____	TBD <sup>^</sup>	TBD <sup>^</sup>
N.Y. Giants _____	at	Philadelphia _____	TBD <sup>^</sup>	TBD <sup>^</sup>
Cincinnati _____	at	Pittsburgh _____	TBD <sup>^</sup>	TBD <sup>^</sup>
New Orleans _____	at	Tampa Bay _____	TBD <sup>^</sup>	TBD <sup>^</sup>
Houston _____	at	Tennessee _____	TBD <sup>^</sup>	TBD <sup>^</sup>

\* In 2006, the NFL implemented a "flexible scheduling" procedure for Sunday Night Football. Flexible scheduling ensured quality matchups on Sunday night in all weeks and gave surprise teams a chance to play their way onto primetime. For the 2024 season, flexible scheduling will be expanded to include Monday Night Football, as well as Thursday Night Football on a trial basis. Please note that the NFL is continuously reviewing its scheduling procedures to ensure exciting and meaningful games are available for viewing by the largest number of fans and so further changes to flexible scheduling could be implemented in the future.

\* Flexible scheduling is in effect during the following windows (the "Flex Scheduling Windows"):

- ▶ Sunday afternoon games may also be moved between 1:00 p.m. and 4:05 p.m. or 4:25 p.m. ET.
- ▶ For Sunday Night Football, it may be used up to twice between Weeks 5-10, and at the NFL's discretion during Weeks 11-17.
- ▶ For Monday Night Football, it may be used at the NFL's discretion in Weeks 12-17.
- ▶ For Thursday Night Football, it may be used up to twice between Weeks 13-17.

\* During the Flex Scheduling Windows, the games initially scheduled for Sunday Night Football (on NBC), Monday Night Football (ESPN or ABC), and Thursday Night Football (Amazon Prime Video) are tentatively scheduled and subject to change. Only Sunday afternoon games (or those listed as TBD) are eligible to be moved to Sunday night, Monday night, or Thursday night, in which case the initially scheduled Sunday, Monday, or Thursday night game would be moved to Sunday afternoon. Sunday afternoon games may also be moved between 1:00 p.m. and 4:05 p.m. or 4:25 p.m. ET.

\* During the Flex Scheduling Windows, only Sunday afternoon or TBD games are subject to being moved into the Sunday night, Monday, or Thursday night window. The game that has been tentatively scheduled for Sunday Night Football, Monday Night Football, or Thursday Night Football during the Flex Scheduling Windows will generally be listed at 8:20 p.m. ET, 8:15 p.m. ET, and 8:15 p.m. ET, respectively. The majority of games on Sundays will typically be listed at 1:00 p.m. ET during the Flex Scheduling Windows except for games played in Pacific or Mountain time zones, which will be listed at 4:05 or 4:25 p.m. ET. For Sunday Night Football in Weeks 5-13 and for Monday Night Football in Weeks 12-17, the NFL will decide (after consultation with CBS, FOX, NBC, and ESPN) and announce no later than 12 days in advance of the game, which game will be played on Sunday night and which game will be played on Monday night. For Sunday Night Football in Weeks 14-17, the flexible scheduling decision will generally be made no later than six days prior to the game. For Thursday Night Football in Weeks 13-17, the flexible scheduling decision will be made no later than 28 days prior to the game.

# In Week 17, three of five designated matchups will be played on Saturday with the remainder to be determined. Specific dates and start times for the designated Week 17 matchups will be determined and announced at a later date during the season.

^ As in prior seasons, for Week 18, the final weekend of the season, the scheduling of the Saturday, Sunday afternoon, and the Sunday night games is not assigned. The schedule for Week 18 will be announced no later than six days prior to that week's Saturday game (Jan. 4, 2025).

# 2024 POSTSEASON SCHEDULE & SITE PRIORITIES

## Super Wild Card Weekend

Beginning Saturday, Jan. 11, 2025

### Site Priorities

The No. 1 seed in each conference will receive the only bye. Using NFL tie-breaking procedures, the remaining division champions in each conference will be seeded 2, 3 and 4, followed by the next three teams per conference seeded 5, 6 and 7. Wild Card games will feature the 2 seed hosting the 7 seed, the 3 seed hosting the 6 seed and the 4 seed hosting the 5 seed. There are no restrictions on intra-division games.

\_\_\_\_\_ at \_\_\_\_\_  
 \_\_\_\_\_ at \_\_\_\_\_  
 \_\_\_\_\_ at \_\_\_\_\_  
 \_\_\_\_\_ at \_\_\_\_\_  
 \_\_\_\_\_ at \_\_\_\_\_  
 \_\_\_\_\_ at \_\_\_\_\_



## Divisional Playoff Games

Saturday and Sunday,  
Jan. 18-19, 2025

American Football Conference

### Site Priorities

In each conference, the division champion with the highest won-lost-tied percentage during the regular season will play host to the lowest-seeded Wild Card survivor. The other two Wild Card winners play in the other game, with the team with the higher seed playing host. There are no restrictions on intra-division games.

\_\_\_\_\_ at \_\_\_\_\_  
 National Football Conference  
 \_\_\_\_\_ at \_\_\_\_\_  
 American Football Conference  
 \_\_\_\_\_ at \_\_\_\_\_  
 National Football Conference  
 \_\_\_\_\_ at \_\_\_\_\_



## Championship Games

Sunday, Jan. 26, 2025

American Football Conference

### Site Priorities

The home teams will be the surviving playoff winners with the highest seeds. A team that did not win its division cannot play host unless two teams that did not win their divisions are in the game.

\_\_\_\_\_ at \_\_\_\_\_  
 National Football Conference  
 \_\_\_\_\_ at \_\_\_\_\_



## Pro Bowl Games

Sunday, Feb. 2, 2025

American Football Conference vs. National Football Conference

Skills competitions, dates, times, television and locations for the week TBD by the NFL.



## Super Bowl LIX

Sunday, Feb. 9, 2025

Super Bowl LIX; Caesars Superdome;  
New Orleans, Louisiana.

This season, the NFC champion will serve as the designated home team and have the choice of uniform color. FOX will televise the game.

\_\_\_\_\_ vs. \_\_\_\_\_



## NATIONALLY TELEVIEWED GAMES

Thursday, Sep. 5	Baltimore _____	at	Kansas City _____	8:20	NBC
Friday, Sep. 6	Green Bay _____	vs	Philadelphia _____ (Sao Paulo)	8:15	Peacock
Sunday, Sep. 8	L.A. Rams _____	at	Detroit _____	8:20	NBC
Monday, Sep. 9	N.Y. Jets _____	at	San Francisco _____	8:15	ESPN/ABC
Thursday, Sep. 12	Buffalo _____	at	Miami _____	8:15	Prime Video
Sunday, Sep. 15	Chicago _____	at	Houston _____	8:20	NBC
Monday, Sep. 16	Atlanta _____	at	Philadelphia _____	8:15	ESPN
Thursday, Sep. 19	New England _____	at	N.Y. Jets _____	8:15	Prime Video
Sunday, Sep. 22	Kansas City _____	at	Atlanta _____	8:20	NBC
Monday, Sep. 23	Jacksonville _____	at	Buffalo _____	7:30	ESPN
Monday, Sep. 23	Washington _____	at	Cincinnati _____	8:15	ABC
Thursday, Sep. 26	Dallas _____	at	N.Y. Giants _____	8:15	Prime Video
Sunday, Sep. 29	Buffalo _____	at	Baltimore _____	8:20	NBC
Monday, Sep. 30	Tennessee _____	at	Miami _____	7:30	ESPN
Monday, Sep. 30	Seattle _____	at	Detroit _____	8:15	ABC
Thursday, Oct. 3	Tampa Bay _____	at	Atlanta _____	8:15	Prime Video
Sunday, Oct. 6	N.Y. Jets _____	vs	Minnesota _____ (Tottenham)	9:30a	NFLN
Sunday, Oct. 6	Dallas _____	at	Pittsburgh _____	8:20	NBC*
Monday, Oct. 7	New Orleans _____	at	Kansas City _____	8:15	ESPN
Thursday, Oct. 10	San Francisco _____	at	Seattle _____	8:15	Prime Video
Sunday, Oct. 13	Jacksonville _____	vs	Chicago _____ (Tottenham)	9:30a	NFLN
Sunday, Oct. 13	Cincinnati _____	at	N.Y. Giants _____	8:20	NBC*
Monday, Oct. 14	Buffalo _____	at	N.Y. Jets _____	8:15	ESPN
Thursday, Oct. 17	Denver _____	at	New Orleans _____	8:15	Prime Video
Sunday, Oct. 20	New England _____	vs	Jacksonville _____ (Wembley)	9:30a	NFLN
Sunday, Oct. 20	N.Y. Jets _____	at	Pittsburgh _____	8:20	NBC*
Monday, Oct. 21	Baltimore _____	at	Tampa Bay _____	8:15	ESPN
Monday, Oct. 21	L.A. Chargers _____	at	Arizona _____	9:00	ESPN+
Thursday, Oct. 24	Minnesota _____	at	L.A. Rams _____	8:15	Prime Video
Sunday, Oct. 27	Dallas _____	at	San Francisco _____	8:20	NBC*
Monday, Oct. 28	N.Y. Giants _____	at	Pittsburgh _____	8:15	ESPN/ABC
Thursday, Oct. 31	Houston _____	at	N.Y. Jets _____	8:15	Prime Video
Sunday, Nov. 3	Dallas _____	at	Atlanta _____	1:00	FOX
Sunday, Nov. 3	Jacksonville _____	at	Philadelphia _____	8:20	NBC*
Monday, Nov. 4	Tampa Bay _____	at	Kansas City _____	8:15	ESPN
Thursday, Nov. 7	Cincinnati _____	at	Baltimore _____	8:15	Prime Video
Sunday, Nov. 10	N.Y. Giants _____	vs	Carolina _____ (Munich)	9:30a	NFLN
Sunday, Nov. 10	Detroit _____	at	Houston _____	8:20	NBC*
Monday, Nov. 11	Miami _____	at	L.A. Rams _____	8:15	ESPN
Thursday, Nov. 14	Washington _____	at	Philadelphia _____	8:15	Prime Video
Sunday, Nov. 17	Indianapolis _____	at	N.Y. Jets _____	8:20	NBC*
Monday, Nov. 18	Houston _____	at	Dallas _____	8:15	ESPN
Thursday, Nov. 21	Pittsburgh _____	at	Cleveland _____	8:15	Prime Video
Sunday, Nov. 24	Philadelphia _____	at	L.A. Rams _____	8:20	NBC*
Monday, Nov. 25	Baltimore _____	at	L.A. Chargers _____	8:15	ESPN*
Thursday, Nov. 28	Chicago _____	at	Detroit _____ (Thanksgiving)	12:30	CBS
Thursday, Nov. 28	N.Y. Giants _____	at	Dallas _____ (Thanksgiving)	4:30	FOX
Thursday, Nov. 28	Miami _____	at	Green Bay _____ (Thanksgiving)	8:20	NBC
Friday, Nov. 29	Las Vegas _____	at	Kansas City _____	3:00	Prime Video
Sunday, Dec. 1	San Francisco _____	at	Buffalo _____	8:20	NBC*
Monday, Dec. 2	Cleveland _____	at	Denver _____	8:15	ESPN*
Thursday, Dec. 5	Green Bay _____	at	Detroit _____	8:15	Prime Video*
Sunday, Dec. 8	L.A. Chargers _____	at	Kansas City _____	8:20	NBC*
Monday, Dec. 9	Cincinnati _____	at	Dallas _____	8:15	ESPN/ABC*
Thursday, Dec. 12	L.A. Rams _____	at	San Francisco _____	8:15	Prime Video*
Sunday, Dec. 15	Green Bay _____	at	Seattle _____	8:20	NBC*
Monday, Dec. 16	Chicago _____	at	Minnesota _____	8:00	ABC*
Monday, Dec. 16	Atlanta _____	at	Las Vegas _____	8:30	ESPN*
Thursday, Dec. 19	Cleveland _____	at	Cincinnati _____	8:15	Prime Video*
Saturday, Dec. 21	Houston _____	at	Kansas City _____	1:00	NBC
Saturday, Dec. 21	Pittsburgh _____	at	Baltimore _____	4:30	FOX
Sunday, Dec. 22	Tampa Bay _____	at	Dallas _____	8:20	NBC*
Monday, Dec. 23	New Orleans _____	at	Green Bay _____	8:15	ESPN*
Wednesday, Dec. 25	Kansas City _____	at	Pittsburgh _____ (Christmas)	1:00	Netflix
Wednesday, Dec. 25	Baltimore _____	at	Houston _____ (Christmas)	4:30	Netflix
Thursday, Dec. 26	Seattle _____	at	Chicago _____	8:15	Prime Video*
Saturday, Dec. 28	(Teams TBD)			1:00	NFLN
Saturday, Dec. 28	(Teams TBD)			4:30	NFLN
Saturday, Dec. 28	(Teams TBD)			8:00	NFLN
Sunday, Dec. 29	Miami _____	at	Cleveland _____	8:20	NBC*
Monday, Dec. 30	Detroit _____	at	San Francisco _____	8:15	ESPN/ABC*
Saturday, Jan. 4	(Teams TBD)			4:30	ESPN/ABC*
Saturday, Jan. 4	(Teams TBD)			8:00	ESPN/ABC*
Sunday, Jan. 5	(Teams TBD)			8:20	NBC*

*All times ET and PM unless otherwise noted; \*—The NFL again will utilize "flexible scheduling" in 2024*

## FUTURE OPPONENTS

Under the NFL scheduling formula, every team plays 17 games as follows:

- Home and away against its three division opponents (**six games**).
- The four teams from another division within its conference on a rotating, three-year cycle (**four games**).
- The four teams from a division in the other conference on a rotating, four-year cycle (**four games**).
- Two intraconference opponents based on the prior year's standings (**two games**). These games match a first-place team against the first-place teams in the two same-conference divisions the team is not scheduled to play that season. The second-place, third-place and fourth-place teams in a conference are matched in the same way each year.
- One interconference opponent based on the prior year's standings on a rotating four-year cycle (**one game**). These games match a first-place team from one division against a first-place team in an opposite-conference division that the team is not scheduled to play that season. The second-place, third-place and fourth-place teams in each division are matched in the same way each year. The home conference for this game will rotate.

### Arizona Cardinals

- 2025 — Home: L.A. Rams, San Francisco, Seattle, Atlanta, Carolina, Jacksonville, Tennessee, NFCN TBD. Away: L.A. Rams, San Francisco, Seattle, Houston, Indianapolis, New Orleans, Tampa Bay, AFCN TBD, NFCE TBD.
- 2026 — Home: L.A. Rams, San Francisco, Seattle, Denver, Las Vegas, Philadelphia, Washington, AFCE TBD, NFCN TBD. Away: L.A. Rams, San Francisco, Seattle, Dallas, Kansas City, L.A. Chargers, N.Y. Giants, NFCS TBD.
- 2027 — Home: L.A. Rams, San Francisco, Seattle, Cleveland, Green Bay, Minnesota, Pittsburgh, NFCS TBD. Away: L.A. Rams, San Francisco, Seattle, Baltimore, Chicago, Cincinnati, Detroit, AFCS TBD, NFCE TBD.
- 2028 — Home: L.A. Rams, San Francisco, Seattle, Buffalo, Miami, New Orleans, Tampa Bay, AFCW TBD, NFCE TBD. Away: L.A. Rams, San Francisco, Seattle, Atlanta, Carolina, New England, N.Y. Jets, NFCN TBD.
- 2029 — Home: L.A. Rams, San Francisco, Seattle, Dallas, Houston, Indianapolis, N.Y. Giants, AFCN TBD, NFCS TBD. Away: L.A. Rams, San Francisco, Seattle, Jacksonville, Philadelphia, Tennessee, Washington, NFCN TBD.
- 2030 — Home: L.A. Rams, San Francisco, Seattle, Chicago, Detroit, Kansas City, L.A. Chargers, NFCE TBD. Away: L.A. Rams, San Francisco, Seattle, Denver, Green Bay, Las Vegas, Minnesota, AFCE TBD, NFCS TBD.

### Atlanta Falcons

- 2025 — Home: Carolina, New Orleans, Tampa Bay, Buffalo, L.A. Rams, Miami, Seattle, NFCE TBD. Away: Carolina, New Orleans, Tampa Bay, Arizona, New England, N.Y. Jets, San Francisco, AFCS TBD, NFCN TBD.
- 2026 — Home: Carolina, New Orleans, Tampa Bay, Baltimore, Chicago, Cincinnati, Detroit, AFCW TBD, NFCW TBD. Away: Carolina, New Orleans, Tampa Bay, Cleveland, Green Bay, Minnesota, Pittsburgh, NFCE TBD.
- 2027 — Home: Carolina, New Orleans, Tampa Bay, Jacksonville, Philadelphia, Tennessee, Washington, NFCN TBD. Away: Carolina, New Orleans, Tampa Bay, Dallas, Houston, Indianapolis, N.Y. Giants, AFCE TBD, NFCW TBD.
- 2028 — Home: Carolina, New Orleans, Tampa Bay, Arizona, Denver, Las Vegas, San Francisco, AFCN TBD, NFCN TBD. Away: Carolina, New Orleans, Tampa Bay, Kansas City, L.A. Chargers, L.A. Rams, Seattle, NFCE TBD.
- 2029 — Home: Carolina, New Orleans, Tampa Bay, Green Bay, Minnesota, New England, N.Y. Jets, AFCS TBD, NFCE TBD. Away: Carolina, New Orleans, Tampa Bay, Buffalo, Chicago, Detroit, Miami, NFCW TBD.
- 2030 — Home: Carolina, New Orleans, Tampa Bay, Cleveland, Dallas, N.Y. Giants, Pittsburgh, NFCW TBD. Away: Carolina, New Orleans, Tampa Bay, Baltimore, Cincinnati, Philadelphia, Washington, AFCW TBD, NFCN TBD.

### Baltimore Ravens

- 2025 — Home: Cincinnati, Cleveland, Pittsburgh, Chicago, Detroit, New England, N.Y. Jets, AFCS TBD, NFCW TBD. Away: Cincinnati, Cleveland, Pittsburgh, Buffalo, Green Bay, Miami, Minnesota, AFCW TBD.
- 2026 — Home: Cincinnati, Cleveland, Pittsburgh, Jacksonville, New Orleans, Tampa Bay, Tennessee, AFCW TBD. Away: Cincinnati, Cleveland, Pittsburgh, Atlanta, Carolina, Houston, Indianapolis, AFCE TBD, NFCE TBD.
- 2027 — Home: Cincinnati, Cleveland, Pittsburgh, Arizona, Kansas City, L.A. Chargers, San Francisco, AFCS TBD, NFCN TBD. Away: Cincinnati, Cleveland, Pittsburgh, Denver, Las Vegas, L.A. Rams, Seattle, AFCE TBD.
- 2028 — Home: Cincinnati, Cleveland, Pittsburgh, Buffalo, Dallas, Miami, N.Y. Giants, AFCW TBD. Away: Cincinnati, Cleveland, Pittsburgh, New England, N.Y. Jets, Philadelphia, Washington, AFCS TBD, NFCS TBD.
- 2029 — Home: Cincinnati, Cleveland, Pittsburgh, Green Bay, Houston, Indianapolis, Minnesota, AFCE TBD. Away: Cincinnati, Cleveland, Pittsburgh, Chicago, Detroit, Jacksonville, Tennessee, AFCW TBD, NFCW TBD.
- 2030 — Home: Cincinnati, Cleveland, Pittsburgh, Atlanta, Carolina, Denver, Las Vegas, AFCE TBD, NFCE TBD. Away: Cincinnati, Cleveland, Pittsburgh, Kansas City, L.A. Chargers, New Orleans, Tampa Bay, AFCS TBD.

### Buffalo Bills

- 2025 — Home: Miami, New England, N.Y. Jets, Baltimore, Cincinnati, New Orleans, Tampa Bay, AFCW TBD, NFCE TBD. Away: Miami, New England, N.Y. Jets, Atlanta, Carolina, Cleveland, Pittsburgh, AFCS TBD.
- 2026 — Home: Miami, New England, N.Y. Jets, Chicago, Detroit, Kansas City, L.A. Chargers, AFCN TBD. Away: Miami, New England, N.Y. Jets, Denver, Green Bay, Las Vegas, Minnesota, AFCS TBD, NFCW TBD.
- 2027 — Home: Miami, New England, N.Y. Jets, Houston, Indianapolis, Philadelphia, Washington, AFCN TBD, NFCS TBD. Away: Miami, New England, N.Y. Jets, Dallas, Jacksonville, N.Y. Giants, Tennessee, AFCW TBD.
- 2028 — Home: Miami, New England, N.Y. Jets, Cleveland, L.A. Rams, Pittsburgh, Seattle, AFCS TBD. Away: Miami, New England, N.Y. Jets, Arizona, Baltimore, Cincinnati, San Francisco, AFCW TBD, NFCN TBD.
- 2029 — Home: Miami, New England, N.Y. Jets, Atlanta, Carolina, Denver, Las Vegas, AFCS TBD. Away: Miami, New England, N.Y. Jets, Kansas City, L.A. Chargers, New Orleans, Tampa Bay, AFCN TBD, NFCE TBD.
- 2030 — Home: Miami, New England, N.Y. Jets, Green Bay, Jacksonville, Minnesota, Tennessee, AFCW TBD, NFCW TBD. Away: Miami, New England, N.Y. Jets, Chicago, Detroit, Houston, Indianapolis, AFCN TBD.

### Carolina Panthers

- 2025 — Home: Atlanta, New Orleans, Tampa Bay, Buffalo, L.A. Rams, Miami, Seattle, NFCE TBD. Away: Atlanta, New Orleans, Tampa Bay, Arizona, New England, N.Y. Jets, San Francisco, AFCS TBD, NFCN TBD.
- 2026 — Home: Atlanta, New Orleans, Tampa Bay, Baltimore, Chicago, Cincinnati, Detroit, AFCW TBD, NFCW TBD. Away: Atlanta, New Orleans, Tampa Bay, Cleveland, Green Bay, Minnesota, Pittsburgh, NFCE TBD.
- 2027 — Home: Atlanta, New Orleans, Tampa Bay, Jacksonville, Philadelphia, Tennessee, Washington, NFCN TBD. Away: Atlanta, New Orleans, Tampa Bay, Dallas, Houston, Indianapolis, N.Y. Giants, AFCE TBD, NFCW TBD.
- 2028 — Home: Atlanta, New Orleans, Tampa Bay, Arizona, Denver, Las Vegas, San Francisco, AFCN TBD, NFCN TBD. Away: Atlanta, New Orleans, Tampa Bay, Kansas City, L.A. Chargers, L.A. Rams, Seattle, NFCE TBD.
- 2029 — Home: Atlanta, New Orleans, Tampa Bay, Green Bay, Minnesota, New England, N.Y. Jets, AFCS TBD, NFCE TBD. Away: Atlanta, New Orleans, Tampa Bay, Buffalo, Chicago, Detroit, Miami, NFCW TBD.
- 2030 — Home: Atlanta, New Orleans, Tampa Bay, Cleveland, Dallas, N.Y. Giants, Pittsburgh, NFCW TBD. Away: Atlanta, New Orleans, Tampa Bay, Baltimore, Cincinnati, Philadelphia, Washington, AFCW TBD, NFCN TBD.

## FUTURE OPPONENTS

### Chicago Bears

- 2025 — Home: Detroit, Green Bay, Minnesota, Cleveland, Dallas, N.Y. Giants, Pittsburgh, NFCs TBD. Away: Detroit, Green Bay, Minnesota, Baltimore, Cincinnati, Philadelphia, Washington, AFCW TBD, NFCW TBD.
- 2026 — Home: Detroit, Green Bay, Minnesota, New England, New Orleans, N.Y. Jets, Tampa Bay, AFCs TBD, NFCE TBD. Away: Detroit, Green Bay, Buffalo, Miami, Minnesota, Atlanta, Carolina, NFCW TBD.
- 2027 — Home: Detroit, Green Bay, Minnesota, Arizona, Kansas City, L.A. Chargers, San Francisco, NFCE TBD. Away: Detroit, Green Bay, Minnesota, Denver, Las Vegas, L.A. Rams, Seattle, AFCN TBD, NFCS TBD.
- 2028 — Home: Detroit, Green Bay, Minnesota, Houston, Indianapolis, Philadelphia, Washington, AFCE TBD, NFCW TBD. Away: Detroit, Green Bay, Minnesota, Dallas, Jacksonville, N.Y. Giants, Tennessee, NFCS TBD.
- 2029 — Home: Detroit, Green Bay, Minnesota, Atlanta, Baltimore, Carolina, Cincinnati, AFCW TBD, NFCW TBD. Away: Detroit, Green Bay, Minnesota, Cleveland, New Orleans, Pittsburgh, Tampa Bay, NFCE TBD.
- 2030 — Home: Detroit, Green Bay, Minnesota, Buffalo, L.A. Rams, Miami, Seattle, NFCS TBD. Away: Detroit, Green Bay, Minnesota, Arizona, New England, N.Y. Jets, San Francisco, AFCs TBD, NFCE TBD.

### Cincinnati Bengals

- 2025 — Home: Baltimore, Cleveland, Pittsburgh, Chicago, Detroit, New England, N.Y. Jets, AFCs TBD, NFCW TBD. Away: Baltimore, Cleveland, Pittsburgh, Buffalo, Green Bay, Miami, Minnesota, AFCW TBD.
- 2026 — Home: Baltimore, Cleveland, Pittsburgh, Jacksonville, New Orleans, Tampa Bay, Tennessee, AFCW TBD. Away: Baltimore, Cleveland, Pittsburgh, Atlanta, Carolina, Houston, Indianapolis, AFCE TBD, NFCE TBD.
- 2027 — Home: Baltimore, Cleveland, Pittsburgh, Arizona, Kansas City, L.A. Chargers, San Francisco, AFCs TBD, NFCN TBD. Away: Baltimore, Cleveland, Pittsburgh, Denver, Las Vegas, L.A. Rams, Seattle, AFCE TBD.
- 2028 — Home: Baltimore, Cleveland, Pittsburgh, Buffalo, Dallas, Miami, N.Y. Giants, AFCW TBD. Away: Baltimore, Cleveland, Pittsburgh, New England, N.Y. Jets, Philadelphia, Washington, AFCs TBD, NFCS TBD.
- 2029 — Home: Baltimore, Cleveland, Pittsburgh, Green Bay, Houston, Indianapolis, Minnesota, AFCE TBD. Away: Baltimore, Cleveland, Pittsburgh, Chicago, Detroit, Jacksonville, Tennessee, AFCW TBD, NFCW TBD.
- 2030 — Home: Baltimore, Cleveland, Pittsburgh, Atlanta, Carolina, Denver, Las Vegas, AFCE TBD, NFCE TBD. Away: Baltimore, Cleveland, Pittsburgh, Kansas City, L.A. Chargers, New Orleans, Tampa Bay, AFCs TBD.

### Cleveland Browns

- 2025 — Home: Baltimore, Cincinnati, Pittsburgh, Buffalo, Green Bay, Miami, Minnesota, AFCs TBD, NFCW TBD. Away: Baltimore, Cincinnati, Pittsburgh, Chicago, Detroit, New England, N.Y. Jets, AFCW TBD.
- 2026 — Home: Baltimore, Cincinnati, Pittsburgh, Atlanta, Carolina, Houston, Indianapolis, AFCW TBD. Away: Baltimore, Cincinnati, Pittsburgh, Jacksonville, New Orleans, Tampa Bay, Tennessee, AFCE TBD, NFCE TBD.
- 2027 — Home: Baltimore, Cincinnati, Pittsburgh, Denver, Las Vegas, L.A. Rams, Seattle, AFCs TBD, NFCN TBD. Away: Baltimore, Cincinnati, Pittsburgh, Arizona, Kansas City, L.A. Chargers, San Francisco, AFCE TBD.
- 2028 — Home: Baltimore, Cincinnati, Pittsburgh, New England, N.Y. Jets, Philadelphia, Washington, AFCW TBD. Away: Baltimore, Cincinnati, Pittsburgh, Buffalo, Dallas, Miami, N.Y. Giants, AFCs TBD, NFCS TBD.
- 2029 — Home: Baltimore, Cincinnati, Pittsburgh, Chicago, Detroit, Jacksonville, Tennessee, AFCE TBD. Away: Baltimore, Cincinnati, Pittsburgh, Houston, Indianapolis, Green Bay, Minnesota, AFCW TBD, NFCW TBD.
- 2030 — Home: Baltimore, Cincinnati, Pittsburgh, Kansas City, L.A. Chargers, New Orleans, Tampa Bay, AFCE TBD, NFCE TBD. Away: Baltimore, Cincinnati, Pittsburgh, Atlanta, Carolina, Denver, Las Vegas, AFCs TBD.

### Dallas Cowboys

- 2025 — Home: N.Y. Giants, Philadelphia, Washington, Green Bay, Kansas City, L.A. Chargers, Minnesota, NFCW TBD. Away: N.Y. Giants, Philadelphia, Washington, Chicago, Denver, Detroit, Las Vegas, AFCE TBD, NFCS TBD.
- 2026 — Home: N.Y. Giants, Philadelphia, Washington, Arizona, Jacksonville, San Francisco, Tennessee, AFCN TBD, NFCS TBD. Away: N.Y. Giants, Philadelphia, Washington, Houston, Indianapolis, L.A. Rams, Seattle, NFCN TBD.
- 2027 — Home: N.Y. Giants, Philadelphia, Washington, Atlanta, Buffalo, Carolina, Miami, NFCW TBD. Away: N.Y. Giants, Philadelphia, Washington, New England, New Orleans, N.Y. Jets, Tampa Bay, AFCW TBD, NFCN TBD.
- 2028 — Home: N.Y. Giants, Philadelphia, Washington, Chicago, Cleveland, Detroit, Pittsburgh, AFCs TBD, NFCS TBD. Away: N.Y. Giants, Philadelphia, Washington, Baltimore, Cincinnati, Green Bay, Minnesota, NFCW TBD.
- 2029 — Home: N.Y. Giants, Philadelphia, Washington, Denver, Las Vegas, L.A. Rams, Seattle, AFCE TBD, NFCN TBD. Away: N.Y. Giants, Philadelphia, Washington, Arizona, Kansas City, L.A. Chargers, San Francisco, NFCS TBD.
- 2030 — Home: N.Y. Giants, Philadelphia, Washington, Houston, Indianapolis, New Orleans, Tampa Bay, NFCN TBD. Away: N.Y. Giants, Philadelphia, Washington, Atlanta, Carolina, Jacksonville, Tennessee, AFCN TBD, NFCW TBD.

### Denver Broncos

- 2025 — Home: Kansas City, Las Vegas, L.A. Chargers, Dallas, Jacksonville, N.Y. Giants, Tennessee, AFCN TBD, NFCN TBD. Away: Kansas City, Las Vegas, L.A. Chargers, Houston, Indianapolis, Philadelphia, Washington, AFCE TBD.
- 2026 — Home: Kansas City, Las Vegas, L.A. Chargers, Buffalo, L.A. Rams, Miami, Seattle, AFCs TBD. Away: Kansas City, Las Vegas, L.A. Chargers, Arizona, New England, N.Y. Jets, San Francisco, AFCN TBD, NFCS TBD.
- 2027 — Home: Kansas City, Las Vegas, L.A. Chargers, Baltimore, Chicago, Cincinnati, Detroit, AFCE TBD, NFCE TBD. Away: Kansas City, Las Vegas, L.A. Chargers, Cleveland, Green Bay, Minnesota, Pittsburgh, AFCs TBD.
- 2028 — Home: Kansas City, Las Vegas, L.A. Chargers, Houston, Indianapolis, New Orleans, Tampa Bay, AFCE TBD. Away: Kansas City, Las Vegas, L.A. Chargers, Atlanta, Carolina, Jacksonville, Tennessee, AFCN TBD, NFCW TBD.
- 2029 — Home: Kansas City, Las Vegas, L.A. Chargers, New England, N.Y. Jets, Philadelphia, Washington, AFCN TBD. Away: Kansas City, Las Vegas, L.A. Chargers, Buffalo, Dallas, Miami, N.Y. Giants, AFCs TBD, NFCN TBD.
- 2030 — Home: Kansas City, Las Vegas, L.A. Chargers, Arizona, Cleveland, Pittsburgh, San Francisco, AFCs TBD, NFCS TBD. Away: Kansas City, Las Vegas, L.A. Chargers, Baltimore, Cincinnati, L.A. Rams, Seattle, AFCE TBD.

## FUTURE OPPONENTS

### Detroit Lions

- 2025 — Home: Chicago, Green Bay, Minnesota, Cleveland, Dallas, N.Y. Giants, Pittsburgh, NFCs TBD. Away: Chicago, Green Bay, Minnesota, Baltimore, Cincinnati, Philadelphia, Washington, AFCW TBD, NFCW TBD.
- 2026 — Home: Chicago, Green Bay, Minnesota, New England, New Orleans, N.Y. Jets, Tampa Bay, AFCs TBD, NFCE TBD. Away: Chicago, Green Bay, Minnesota, Atlanta, Buffalo, Carolina, Miami, NFCW TBD.
- 2027 — Home: Chicago, Green Bay, Minnesota, Arizona, Kansas City, L.A. Chargers, San Francisco, NFCE TBD. Away: Chicago, Green Bay, Minnesota, Denver, Las Vegas, L.A. Rams, Seattle, AFCN TBD, NFCS TBD.
- 2028 — Home: Chicago, Green Bay, Minnesota, Houston, Indianapolis, Philadelphia, Washington, AFCE TBD, NFCW TBD. Away: Chicago, Green Bay, Minnesota, Dallas, Jacksonville, N.Y. Giants, Tennessee, NFCS TBD.
- 2029 — Home: Chicago, Green Bay, Minnesota, Atlanta, Baltimore, Carolina, Cincinnati, AFCW TBD, NFCW TBD. Away: Chicago, Green Bay, Minnesota, Cleveland, New Orleans, Pittsburgh, Tampa Bay, NFCE TBD.
- 2030 — Home: Chicago, Green Bay, Minnesota, Buffalo, L.A. Rams, Miami, Seattle, NFCS TBD. Away: Chicago, Green Bay, Minnesota, Arizona, New England, N.Y. Jets, San Francisco, AFCs TBD, NFCE TBD.

### Green Bay Packers

- 2025 — Home: Chicago, Detroit, Minnesota, Baltimore, Cincinnati, Philadelphia, Washington, NFCS TBD. Away: Chicago, Detroit, Minnesota, Cleveland, Dallas, N.Y. Giants, Pittsburgh, AFCW TBD, NFCW TBD.
- 2026 — Home: Chicago, Detroit, Minnesota, Atlanta, Buffalo, Carolina, Miami, AFCs TBD, NFCE TBD. Away: Chicago, Detroit, Minnesota, New England, New Orleans, N.Y. Jets, Tampa Bay, NFCW TBD.
- 2027 — Home: Chicago, Detroit, Minnesota, Denver, Las Vegas, L.A. Rams, Seattle, NFCE TBD. Away: Chicago, Detroit, Minnesota, Arizona, Kansas City, L.A. Chargers, San Francisco, AFCN TBD, NFCS TBD.
- 2028 — Home: Chicago, Detroit, Minnesota, Dallas, Jacksonville, N.Y. Giants, Tennessee, AFCE TBD, NFCW TBD. Away: Chicago, Detroit, Minnesota, Houston, Indianapolis, Philadelphia, Washington, NFCS TBD.
- 2029 — Home: Chicago, Detroit, Minnesota, Cleveland, New Orleans, Pittsburgh, Tampa Bay, AFCW TBD, NFCW TBD. Away: Chicago, Detroit, Minnesota, Atlanta, Baltimore, Carolina, Cincinnati, AFCE TBD.
- 2030 — Home: Chicago, Detroit, Minnesota, Arizona, New England, N.Y. Jets, San Francisco, NFCS TBD. Away: Chicago, Detroit, Minnesota, Buffalo, L.A. Rams, Miami, Seattle, AFCs TBD, NFCE TBD.

### Houston Texans

- 2025 — Home: Indianapolis, Jacksonville, Tennessee, Arizona, Denver, Las Vegas, San Francisco, AFCE TBD, NFCS TBD. Away: Indianapolis, Jacksonville, Tennessee, Kansas City, L.A. Chargers, L.A. Rams, Seattle, AFCN TBD.
- 2026 — Home: Indianapolis, Jacksonville, Tennessee, Baltimore, Cincinnati, Dallas, N.Y. Giants, AFCE TBD. Away: Indianapolis, Jacksonville, Tennessee, Cleveland, Philadelphia, Pittsburgh, Washington, AFCW TBD, NFCN TBD.
- 2027 — Home: Indianapolis, Jacksonville, Tennessee, Atlanta, Carolina, New England, N.Y. Jets, AFCW TBD, NFCW TBD. Away: Indianapolis, Jacksonville, Tennessee, Buffalo, Miami, New Orleans, Tampa Bay, AFCN TBD.
- 2028 — Home: Indianapolis, Jacksonville, Tennessee, Green Bay, Kansas City, L.A. Chargers, Minnesota, AFCN TBD. Away: Indianapolis, Jacksonville, Tennessee, Chicago, Denver, Detroit, Las Vegas, AFCE TBD, NFCE TBD.
- 2029 — Home: Indianapolis, Jacksonville, Tennessee, Cleveland, L.A. Rams, Pittsburgh, Seattle, AFCW TBD. Away: Indianapolis, Jacksonville, Tennessee, Arizona, Baltimore, Cincinnati, San Francisco, AFCE TBD, NFCS TBD.
- 2030 — Home: Indianapolis, Jacksonville, Tennessee, Buffalo, Miami, Philadelphia, Washington, AFCN TBD, NFCN TBD. Away: Indianapolis, Jacksonville, Tennessee, Dallas, New England, N.Y. Giants, N.Y. Jets, AFCW TBD.

### Indianapolis Colts

- 2025 — Home: Houston, Jacksonville, Tennessee, Arizona, Denver, Las Vegas, San Francisco, AFCE TBD, NFCS TBD. Away: Houston, Jacksonville, Tennessee, Kansas City, L.A. Chargers, L.A. Rams, Seattle, AFCN TBD.
- 2026 — Home: Houston, Jacksonville, Tennessee, Baltimore, Cincinnati, Dallas, N.Y. Giants, AFCE TBD. Away: Houston, Jacksonville, Tennessee, Cleveland, Philadelphia, Pittsburgh, Washington, AFCW TBD, NFCN TBD.
- 2027 — Home: Houston, Jacksonville, Tennessee, Atlanta, Carolina, New England, N.Y. Jets, AFCW TBD, NFCW TBD. Away: Houston, Jacksonville, Tennessee, Buffalo, Miami, New Orleans, Tampa Bay, AFCN TBD.
- 2028 — Home: Houston, Jacksonville, Tennessee, Green Bay, Kansas City, L.A. Chargers, Minnesota, AFCN TBD. Away: Houston, Jacksonville, Tennessee, Chicago, Denver, Detroit, Las Vegas, AFCE TBD, NFCE TBD.
- 2029 — Home: Houston, Jacksonville, Tennessee, Cleveland, L.A. Rams, Pittsburgh, Seattle, AFCW TBD. Away: Houston, Jacksonville, Tennessee, Arizona, Baltimore, Cincinnati, San Francisco, AFCE TBD, NFCS TBD.
- 2030 — Home: Houston, Jacksonville, Tennessee, Buffalo, Miami, Philadelphia, Washington, AFCN TBD, NFCN TBD. Away: Houston, Jacksonville, Tennessee, Dallas, New England, N.Y. Giants, N.Y. Jets, AFCW TBD.

### Jacksonville Jaguars

- 2025 — Home: Houston, Indianapolis, Tennessee, Arizona, Kansas City, L.A. Chargers, San Francisco, AFCE TBD, NFCS TBD. Away: Houston, Indianapolis, Tennessee, Arizona, Denver, Las Vegas, San Francisco, AFCN TBD.
- 2026 — Home: Houston, Indianapolis, Tennessee, Cleveland, Philadelphia, Pittsburgh, Washington, AFCE TBD. Away: Houston, Indianapolis, Tennessee, Baltimore, Cincinnati, Dallas, N.Y. Giants, AFCW TBD, NFCN TBD.
- 2027 — Home: Houston, Indianapolis, Tennessee, Buffalo, Miami, New Orleans, Tampa Bay, AFCW TBD, NFCW TBD. Away: Houston, Indianapolis, Tennessee, Atlanta, Carolina, New England, N.Y. Jets, AFCN TBD.
- 2028 — Home: Houston, Indianapolis, Tennessee, Chicago, Denver, Detroit, Las Vegas, AFCN TBD. Away: Houston, Indianapolis, Tennessee, Green Bay, Kansas City, L.A. Chargers, Minnesota, AFCE TBD, NFCE TBD.
- 2029 — Home: Houston, Indianapolis, Tennessee, Arizona, Baltimore, Cincinnati, San Francisco, AFCW TBD. Away: Houston, Indianapolis, Tennessee, Cleveland, L.A. Rams, Pittsburgh, Seattle, AFCE TBD, NFCS TBD.
- 2030 — Home: Houston, Indianapolis, Tennessee, Dallas, New England, N.Y. Giants, N.Y. Jets, AFCN TBD, NFCN TBD. Away: Houston, Indianapolis, Tennessee, Buffalo, Miami, Philadelphia, Washington, AFCW TBD.

### Kansas City Chiefs

- 2025 — Home: Denver, Las Vegas, L.A. Chargers, Houston, Indianapolis, Philadelphia, Washington, AFCN TBD, NFCN TBD. Away: Denver, Las Vegas, L.A. Chargers, Dallas, Jacksonville, N.Y. Giants, Tennessee, AFCE TBD.
- 2026 — Home: Denver, Las Vegas, L.A. Chargers, Arizona, New England, N.Y. Jets, San Francisco, AFCs TBD. Away: Denver, Las Vegas, L.A. Chargers, Buffalo, L.A. Rams, Miami, Seattle, AFCN TBD, NFCS TBD.
- 2027 — Home: Denver, Las Vegas, L.A. Chargers, Cleveland, Green Bay, Minnesota, Pittsburgh, AFCE TBD, NFCE TBD. Away: Denver, Las Vegas, L.A. Chargers, Baltimore, Chicago, Cincinnati, Detroit, AFCs TBD.
- 2028 — Home: Denver, Las Vegas, L.A. Chargers, Atlanta, Carolina, Jacksonville, Tennessee, AFCE TBD. Away: Denver, Las Vegas, L.A. Chargers, Houston, Indianapolis, New Orleans, Tampa Bay, AFCN TBD, NFCW TBD.
- 2029 — Home: Denver, Las Vegas, L.A. Chargers, Buffalo, Dallas, Miami, N.Y. Giants, AFCN TBD. Away: Denver, Las Vegas, L.A. Chargers, New England, N.Y. Jets, Philadelphia, Washington, AFCs TBD, NFCN TBD.
- 2030 — Home: Denver, Las Vegas, L.A. Chargers, Baltimore, Cincinnati, L.A. Rams, Seattle, AFCs TBD, NFCS TBD. Away: Denver, Las Vegas, L.A. Chargers, Arizona, Cleveland, Pittsburgh, San Francisco, AFCE TBD.

## FUTURE OPPONENTS

### Las Vegas Raiders

- 2025 —Home: Denver, Kansas City, L.A. Chargers, Dallas, Jacksonville, N.Y. Giants, Tennessee, AFCN TBD, NFCN TBD. Away: Denver, Kansas City, L.A. Chargers, Houston, Indianapolis, Philadelphia, Washington, AFCE TBD.
- 2026 —Home: Denver, Kansas City, L.A. Chargers, Buffalo, L.A. Rams, Miami, Seattle, AFCS TBD. Away: Denver, Kansas City, L.A. Chargers, Arizona, New England, N.Y. Jets, San Francisco, AFCN TBD, NFCS TBD.
- 2027 —Home: Denver, Kansas City, L.A. Chargers, Baltimore, Chicago, Cincinnati, Detroit, AFCE TBD, NFCE TBD. Away: Denver, Kansas City, L.A. Chargers, Cleveland, Green Bay, Minnesota, Pittsburgh, AFCS TBD.
- 2028 —Home: Denver, Kansas City, L.A. Chargers, Houston, Indianapolis, New Orleans, Tampa Bay, AFCE TBD. Away: Denver, Kansas City, L.A. Chargers, Atlanta, Carolina, Jacksonville, Tennessee, AFCN TBD, NFCW TBD.
- 2029 —Home: Denver, Kansas City, L.A. Chargers, New England, N.Y. Jets, Philadelphia, Washington, AFCN TBD. Away: Denver, Kansas City, L.A. Chargers, Buffalo, Dallas, Miami, N.Y. Giants, AFCS TBD, NFCN TBD.
- 2030 —Home: Denver, Kansas City, L.A. Chargers, Arizona, Cleveland, Pittsburgh, San Francisco, AFCS TBD, NFCS TBD. Away: Denver, Kansas City, L.A. Chargers, Baltimore, Cincinnati, L.A. Rams, Seattle, AFCE TBD.

### Los Angeles Chargers

- 2025 —Home: Denver, Kansas City, Las Vegas, Houston, Indianapolis, Philadelphia, Washington, AFCN TBD, NFCN TBD. Away: Denver, Kansas City, Las Vegas, Dallas, Jacksonville, N.Y. Giants, Tennessee, AFCE TBD.
- 2026 —Home: Denver, Kansas City, Las Vegas, Arizona, New England, N.Y. Jets, San Francisco, AFCS TBD. Away: Denver, Kansas City, Las Vegas, Buffalo, L.A. Rams, Miami, Seattle, AFCN TBD, NFCS TBD.
- 2027 —Home: Denver, Kansas City, Las Vegas, Cleveland, Green Bay, Minnesota, Pittsburgh, AFCE TBD, NFCE TBD. Away: Denver, Kansas City, Las Vegas, Baltimore, Chicago, Cincinnati, Detroit, AFCS TBD.
- 2028 —Home: Denver, Kansas City, Las Vegas, Atlanta, Carolina, Jacksonville, Tennessee, AFCE TBD. Away: Denver, Kansas City, Las Vegas, Houston, Indianapolis, New Orleans, Tampa Bay, AFCN TBD, NFCW TBD.
- 2029 —Home: Denver, Kansas City, Las Vegas, Buffalo, Dallas, Miami, N.Y. Giants, AFCN TBD. Away: Denver, Kansas City, Las Vegas, New England, N.Y. Jets, Philadelphia, Washington, AFCS TBD, NFCN TBD.
- 2030 —Home: Denver, Kansas City, Las Vegas, Baltimore, Cincinnati, L.A. Rams, Seattle, AFCS TBD, NFCN TBD. Away: Denver, Kansas City, Las Vegas, Arizona, Cleveland, Pittsburgh, San Francisco, AFCE TBD.

### Los Angeles Rams

- 2025 —Home: Arizona, San Francisco, Seattle, Houston, Indianapolis, New Orleans, Tampa Bay, NFCN TBD. Away: Arizona, San Francisco, Seattle, Atlanta, Carolina, Jacksonville, Tennessee, AFCN TBD, NFCE TBD.
- 2026 —Home: Arizona, San Francisco, Seattle, Dallas, Kansas City, L.A. Chargers, N.Y. Giants, AFCE TBD, NFCN TBD. Away: Arizona, San Francisco, Seattle, Denver, Las Vegas, Philadelphia, Washington, NFCS TBD.
- 2027 —Home: Arizona, San Francisco, Seattle, Baltimore, Chicago, Cincinnati, Detroit, NFCS TBD. Away: Arizona, San Francisco, Seattle, Cleveland, Pittsburgh, Green Bay, Minnesota, AFCS TBD, NFCE TBD.
- 2028 —Home: Arizona, San Francisco, Seattle, Atlanta, Carolina, New England, N.Y. Jets, AFCW TBD, NFCE TBD. Away: Arizona, San Francisco, Seattle, Buffalo, Miami, New Orleans, Tampa Bay, NFCN TBD.
- 2029 —Home: Arizona, San Francisco, Seattle, Jacksonville, Philadelphia, Tennessee, Washington, AFCN TBD, NFCS TBD. Away: Arizona, San Francisco, Seattle, Dallas, Houston, Indianapolis, N.Y. Giants, NFCN TBD.
- 2030 —Home: Arizona, San Francisco, Seattle, Denver, Green Bay, Las Vegas, Minnesota, NFCE TBD. Away: Arizona, San Francisco, Seattle, Chicago, Detroit, Kansas City, L.A. Chargers, AFCE TBD, NFCS TBD.

### Miami Dolphins

- 2025 —Home: Buffalo, New England, N.Y. Jets, Baltimore, Cincinnati, New Orleans, Tampa Bay, AFCW TBD, NFCE TBD. Away: Buffalo, New England, N.Y. Jets, Atlanta, Carolina, Cleveland, Detroit, AFCS TBD.
- 2026 —Home: Buffalo, New England, N.Y. Jets, Chicago, Detroit, Kansas City, L.A. Chargers, AFCN TBD. Away: Buffalo, New England, N.Y. Jets, Denver, Green Bay, Las Vegas, Minnesota, AFCS TBD, NFCW TBD.
- 2027 —Home: Buffalo, New England, N.Y. Jets, Houston, Indianapolis, Philadelphia, Washington, AFCN TBD, NFCS TBD. Away: Buffalo, New England, N.Y. Jets, Dallas, Jacksonville, N.Y. Giants, Tennessee, AFCW TBD.
- 2028 —Home: Buffalo, New England, N.Y. Jets, Cleveland, L.A. Rams, Pittsburgh, Seattle, AFCS TBD. Away: Buffalo, New England, N.Y. Jets, Arizona, Baltimore, Cincinnati, San Francisco, AFCW TBD, NFCN TBD.
- 2029 —Home: Buffalo, New England, N.Y. Jets, Atlanta, Carolina, Denver, Las Vegas, AFCS TBD. Away: Buffalo, New England, N.Y. Jets, Kansas City, L.A. Chargers, New Orleans, Tampa Bay, AFCN TBD, NFCE TBD.
- 2030 —Home: Buffalo, New England, N.Y. Jets, Green Bay, Jacksonville, Minnesota, Tennessee, AFCW TBD, NFCW TBD. Away: Buffalo, New England, N.Y. Jets, Chicago, Detroit, Houston, Indianapolis, AFCN TBD.

### Minnesota Vikings

- 2025 —Home: Chicago, Detroit, Green Bay, Baltimore, Cincinnati, Philadelphia, Washington, NFCS TBD. Away: Chicago, Detroit, Green Bay, Cleveland, Dallas, N.Y. Giants, Pittsburgh, AFCW TBD, NFCW TBD.
- 2026 —Home: Chicago, Detroit, Green Bay, Atlanta, Buffalo, Carolina, Miami, AFCS TBD, NFCE TBD. Away: Chicago, Detroit, Green Bay, New England, New Orleans, N.Y. Jets, Tampa Bay, NFCW TBD.
- 2027 —Home: Chicago, Detroit, Green Bay, Denver, Las Vegas, L.A. Rams, Seattle, NFCE TBD. Away: Chicago, Detroit, Green Bay, Arizona, Kansas City, L.A. Chargers, San Francisco, AFCN TBD, NFCS TBD.
- 2028 —Home: Chicago, Detroit, Green Bay, Dallas, Jacksonville, N.Y. Giants, Tennessee, AFCE TBD, NFCW TBD. Away: Chicago, Detroit, Green Bay, Houston, Indianapolis, Philadelphia, Washington, NFCS TBD.
- 2029 —Home: Chicago, Detroit, Green Bay, Cleveland, Pittsburgh, New Orleans, Tampa Bay, AFCW TBD, NFCW TBD. Away: Chicago, Detroit, Green Bay, Atlanta, Baltimore, Carolina, Cincinnati, NFCE TBD.
- 2030 —Home: Chicago, Detroit, Green Bay, Arizona, New England, N.Y. Jets, San Francisco, NFCS TBD. Away: Chicago, Detroit, Green Bay, Buffalo, L.A. Rams, Miami, Seattle, AFCS TBD, NFCE TBD.

### New England Patriots

- 2025 —Home: Buffalo, Miami, N.Y. Jets, Atlanta, Carolina, Cleveland, Pittsburgh, AFCW TBD, NFCE TBD. Away: Buffalo, Miami, N.Y. Jets, Baltimore, Cincinnati, New Orleans, Tampa Bay, AFCS TBD.
- 2026 —Home: Buffalo, Miami, N.Y. Jets, Denver, Green Bay, Las Vegas, Minnesota, AFCN TBD. Away: Buffalo, Miami, N.Y. Jets, Chicago, Detroit, Kansas City, L.A. Chargers, AFCS TBD, NFCW TBD.
- 2027 —Home: Buffalo, Miami, N.Y. Jets, Dallas, Jacksonville, N.Y. Giants, Tennessee, AFCN TBD, NFCS TBD. Away: Buffalo, Miami, N.Y. Jets, Houston, Indianapolis, Philadelphia, Washington, AFCW TBD.
- 2028 —Home: Buffalo, Miami, N.Y. Jets, Arizona, Baltimore, Cincinnati, San Francisco, AFCS TBD. Away: Buffalo, Miami, N.Y. Jets, Cleveland, L.A. Rams, Pittsburgh, Seattle, AFCW TBD, NFCN TBD.
- 2029 —Home: Buffalo, Miami, N.Y. Jets, Kansas City, L.A. Chargers, New Orleans, Tampa Bay, AFCS TBD. Away: Buffalo, Miami, N.Y. Jets, Atlanta, Carolina, Denver, Las Vegas, AFCN TBD, NFCE TBD.
- 2030 —Home: Buffalo, Miami, N.Y. Jets, Chicago, Detroit, Houston, Indianapolis, AFCW TBD, NFCW TBD. Away: Buffalo, Miami, N.Y. Jets, Green Bay, Jacksonville, Minnesota, Tennessee, AFCN TBD.

## FUTURE OPPONENTS

### New Orleans Saints

- 2025 —Home: Atlanta, Carolina, Tampa Bay, Arizona, New England, N.Y. Jets, San Francisco, NFCE TBD. Away: Atlanta, Buffalo, Carolina, Miami, Tampa Bay, L.A. Rams, Seattle, AFCS TBD, NFCN TBD.
- 2026 —Home: Atlanta, Carolina, Tampa Bay, Cleveland, Green Bay, Minnesota, Pittsburgh, AFCW TBD, NFCW TBD. Away: Atlanta, Carolina, Tampa Bay, Baltimore, Chicago, Cincinnati, Detroit, NFCE TBD.
- 2027 —Home: Atlanta, Carolina, Tampa Bay, Dallas, Houston, Indianapolis, N.Y. Giants, NFCN TBD. Away: Atlanta, Carolina, Tampa Bay, Jacksonville, Philadelphia, Tennessee, Washington, AFCE TBD, NFCW TBD.
- 2028 —Home: Atlanta, Carolina, Tampa Bay, Kansas City, L.A. Chargers, L.A. Rams, Seattle, AFCN TBD, NFCN TBD. Away: Atlanta, Carolina, Tampa Bay, Arizona, Denver, Las Vegas, San Francisco, NFCE TBD.
- 2029 —Home: Atlanta, Carolina, Tampa Bay, Buffalo, Chicago, Detroit, Miami, AFCS TBD, NFCE TBD. Away: Atlanta, Carolina, Tampa Bay, Green Bay, Minnesota, New England, N.Y. Jets, NFCW TBD.
- 2030 —Home: Atlanta, Carolina, Tampa Bay, Baltimore, Cincinnati, Philadelphia, Washington, NFCW TBD. Away: Atlanta, Carolina, Tampa Bay, Cleveland, Dallas, N.Y. Giants, Pittsburgh, AFCW TBD, NFCN TBD.

### New York Giants

- 2025 —Home: Dallas, Philadelphia, Washington, Green Bay, Kansas City, L.A. Chargers, Minnesota, NFCW TBD. Away: Dallas, Philadelphia, Washington, Chicago, Denver, Detroit, Las Vegas, AFCE TBD, NFCS TBD.
- 2026 —Home: Dallas, Philadelphia, Washington, Arizona, Jacksonville, San Francisco, Tennessee, AFCN TBD, NFCS TBD. Away: Dallas, Philadelphia, Washington, Houston, Indianapolis, L.A. Rams, Seattle, NFCN TBD.
- 2027 —Home: Dallas, Philadelphia, Washington, Atlanta, Buffalo, Carolina, Miami, NFCW TBD. Away: Dallas, Philadelphia, Washington, New England, New Orleans, N.Y. Jets, Tampa Bay, AFCW TBD, NFCN TBD.
- 2028 —Home: Dallas, Philadelphia, Washington, Chicago, Cleveland, Detroit, Pittsburgh, AFCS TBD, NFCS TBD. Away: Dallas, Philadelphia, Washington, Baltimore, Cincinnati, Green Bay, Minnesota, NFCW TBD.
- 2029 —Home: Dallas, Philadelphia, Washington, Kansas City, L.A. Chargers, L.A. Rams, Seattle, AFCE TBD, NFCN TBD. Away: Dallas, Philadelphia, Washington, Arizona, Kansas City, L.A. Chargers, San Francisco, NFCS TBD.
- 2030 —Home: Dallas, Philadelphia, Washington, Houston, Indianapolis, New Orleans, Tampa Bay, NFCN TBD. Away: Dallas, Philadelphia, Washington, Atlanta, Carolina, Jacksonville, Tennessee, AFCN TBD, NFCW TBD.

### New York Jets

- 2025 —Home: Buffalo, Miami, New England, Atlanta, Carolina, Cleveland, Pittsburgh, AFCW TBD, NFCE TBD. Away: Buffalo, Miami, New England, Baltimore, Cincinnati, New Orleans, Tampa Bay, AFCS TBD.
- 2026 —Home: Buffalo, Miami, New England, Denver, Green Bay, Las Vegas, Minnesota, AFCN TBD. Away: Buffalo, Miami, New England, Chicago, Detroit, Kansas City, L.A. Chargers, AFCS TBD, NFCW TBD.
- 2027 —Home: Buffalo, Miami, New England, Dallas, Jacksonville, N.Y. Giants, Tennessee, AFCN TBD, NFCS TBD. Away: Buffalo, Miami, New England, Houston, Indianapolis, Philadelphia, Washington, AFCW TBD.
- 2028 —Home: Buffalo, Miami, New England, Arizona, Baltimore, Cincinnati, San Francisco, AFCS TBD. Away: Buffalo, Miami, New England, Cleveland, L.A. Rams, Pittsburgh, Seattle, AFCW TBD, NFCN TBD.
- 2029 —Home: Buffalo, Miami, New England, Kansas City, L.A. Chargers, New Orleans, Tampa Bay, AFCS TBD. Away: Buffalo, Miami, New England, Atlanta, Carolina, Denver, Las Vegas, AFCN TBD, NFCE TBD.
- 2030 —Home: Buffalo, Miami, New England, Chicago, Detroit, Houston, Indianapolis, AFCW TBD, NFCW TBD. Away: Buffalo, Miami, New England, Green Bay, Jacksonville, Minnesota, Tennessee, AFCN TBD.

### Philadelphia Eagles

- 2025 —Home: Dallas, N.Y. Giants, Washington, Chicago, Denver, Detroit, Las Vegas, NFCW TBD. Away: Dallas, N.Y. Giants, Washington, Green Bay, Kansas City, L.A. Chargers, Minnesota, AFCE TBD, NFCS TBD.
- 2026 —Home: Dallas, N.Y. Giants, Washington, Houston, Indianapolis, L.A. Rams, Seattle, AFCN TBD, NFCS TBD. Away: Dallas, N.Y. Giants, Washington, Arizona, Jacksonville, San Francisco, Tennessee, NFCN TBD.
- 2027 —Home: Dallas, N.Y. Giants, Washington, New England, New Orleans, N.Y. Jets, Tampa Bay, NFCW TBD. Away: Dallas, N.Y. Giants, Washington, Atlanta, Buffalo, Carolina, Miami, AFCW TBD, NFCN TBD.
- 2028 —Home: Dallas, N.Y. Giants, Washington, Baltimore, Cincinnati, Green Bay, Minnesota, AFCS TBD, NFCS TBD. Away: Dallas, N.Y. Giants, Washington, Chicago, Cleveland, Detroit, Pittsburgh, NFCW TBD.
- 2029 —Home: Dallas, N.Y. Giants, Washington, Arizona, Kansas City, L.A. Chargers, San Francisco, AFCE TBD, NFCN TBD. Away: Dallas, N.Y. Giants, Washington, Denver, Las Vegas, L.A. Rams, Seattle, NFCS TBD.
- 2030 —Home: Dallas, N.Y. Giants, Washington, Atlanta, Carolina, Jacksonville, Tennessee, NFCN TBD. Away: Dallas, N.Y. Giants, Washington, Houston, Indianapolis, New Orleans, Tampa Bay, AFCN TBD, NFCW TBD.

### Pittsburgh Steelers

- 2025 —Home: Baltimore, Cincinnati, Cleveland, Buffalo, Green Bay, Minnesota, Miami, AFCS TBD, NFCW TBD. Away: Baltimore, Cincinnati, Cleveland, Chicago, Detroit, New England, N.Y. Jets, AFCW TBD.
- 2026 —Home: Baltimore, Cincinnati, Cleveland, Atlanta, Carolina, Houston, Indianapolis, AFCW TBD. Away: Baltimore, Cincinnati, Cleveland, Jacksonville, New Orleans, Tampa Bay, Tennessee, AFCE TBD, NFCE TBD.
- 2027 —Home: Baltimore, Cincinnati, Cleveland, Denver, Las Vegas, L.A. Rams, Seattle, AFCS TBD, NFCN TBD. Away: Baltimore, Cincinnati, Cleveland, Arizona, Kansas City, L.A. Chargers, San Francisco, AFCE TBD.
- 2028 —Home: Baltimore, Cincinnati, Cleveland, New England, N.Y. Jets, Philadelphia, Washington, AFCW TBD. Away: Baltimore, Cincinnati, Cleveland, Buffalo, Dallas, Miami, N.Y. Giants, AFCS TBD, NFCS TBD.
- 2029 —Home: Baltimore, Cincinnati, Cleveland, Chicago, Detroit, Jacksonville, Tennessee, AFCE TBD. Away: Baltimore, Cincinnati, Cleveland, Green Bay, Houston, Indianapolis, Minnesota, AFCW TBD, NFCW TBD.
- 2030 —Home: Baltimore, Cincinnati, Cleveland, Kansas City, L.A. Chargers, New Orleans, Tampa Bay, AFCE TBD, NFCN TBD. Away: Baltimore, Cincinnati, Cleveland, Atlanta, Carolina, Denver, Las Vegas, AFCS TBD.

### San Francisco 49ers

- 2025 —Home: Arizona, L.A. Rams, Seattle, Atlanta, Carolina, Jacksonville, Tennessee, NFCN TBD. Away: Arizona, L.A. Rams, Seattle, Houston, Indianapolis, New Orleans, Tampa Bay, AFCN TBD, NFCE TBD.
- 2026 —Home: Arizona, L.A. Rams, Seattle, Denver, Las Vegas, Philadelphia, Washington, AFCE TBD, NFCN TBD. Away: Arizona, L.A. Rams, Seattle, Dallas, Kansas City, L.A. Chargers, N.Y. Giants, NFCS TBD.
- 2027 —Home: Arizona, L.A. Rams, Seattle, Cleveland, Green Bay, Minnesota, Pittsburgh, NFCS TBD. Away: Arizona, L.A. Rams, Seattle, Baltimore, Chicago, Cincinnati, Detroit, AFCN TBD, NFCE TBD.
- 2028 —Home: Arizona, L.A. Rams, Seattle, Buffalo, Miami, New Orleans, Tampa Bay, AFCW TBD, NFCW TBD. Away: Arizona, L.A. Rams, Seattle, Atlanta, Carolina, New England, N.Y. Jets, NFCN TBD.
- 2029 —Home: Arizona, L.A. Rams, Seattle, Dallas, Houston, Indianapolis, N.Y. Giants, AFCN TBD, NFCS TBD. Away: Arizona, L.A. Rams, Seattle, Jacksonville, Philadelphia, Tennessee, Washington, NFCN TBD.
- 2030 —Home: Arizona, L.A. Rams, Seattle, Chicago, Detroit, Kansas City, L.A. Chargers, NFCW TBD. Away: Arizona, L.A. Rams, Seattle, Denver, Green Bay, Las Vegas, Minnesota, AFCE TBD, NFCS TBD.



## FUTURE OPPONENTS

### Seattle Seahawks

- 2025 —Home: Arizona, L.A. Rams, San Francisco, Houston, Indianapolis, New Orleans, Tampa Bay, NFCN TBD. Away: Arizona, L.A. Rams, San Francisco, Atlanta, Carolina, Jacksonville, Tennessee, AFCN TBD, NFCE TBD.
- 2026 —Home: Arizona, L.A. Rams, San Francisco, Dallas, Kansas City, L.A. Chargers, N.Y. Giants, AFCE TBD, NFCN TBD. Away: Arizona, L.A. Rams, San Francisco, Denver, Las Vegas, Philadelphia, Washington, NFCS TBD.
- 2027 —Home: Arizona, L.A. Rams, San Francisco, Baltimore, Chicago, Cincinnati, Detroit, NFCS TBD. Away: Arizona, L.A. Rams, San Francisco, Cleveland, Green Bay, Minnesota, Pittsburgh, AFCS TBD, NFCE TBD.
- 2028 —Home: Arizona, L.A. Rams, San Francisco, Atlanta, Carolina, New England, N.Y. Jets, AFCW TBD, NFCE TBD. Away: Arizona, L.A. Rams, San Francisco, Buffalo, Miami, New Orleans, Tampa Bay, NFCN TBD.
- 2029 —Home: Arizona, L.A. Rams, San Francisco, Jacksonville, Philadelphia, Tennessee, Washington, AFCN TBD, NFCS TBD. Away: Arizona, L.A. Rams, San Francisco, Dallas, Houston, Indianapolis, N.Y. Giants, NFCN TBD.
- 2030 —Home: Arizona, L.A. Rams, San Francisco, Denver, Green Bay, Las Vegas, Minnesota, NFCE TBD. Away: Arizona, L.A. Rams, San Francisco, Chicago, Detroit, Kansas City, L.A. Chargers, AFCE TBD, NFCS TBD.

### Tampa Bay Buccaneers

- 2025 —Home: Atlanta, Carolina, New Orleans, Arizona, New England, N.Y. Jets, San Francisco, NFCE TBD. Away: Atlanta, Carolina, New Orleans, Buffalo, L.A. Rams, Miami, Seattle, AFCS TBD, NFCN TBD.
- 2026 —Home: Atlanta, Carolina, New Orleans, Cleveland, Green Bay, Minnesota, Pittsburgh, AFCW TBD, NFCW TBD. Away: Atlanta, Carolina, New Orleans, Baltimore, Chicago, Cincinnati, Detroit, NFCE TBD.
- 2027 —Home: Atlanta, Carolina, New Orleans, Dallas, Houston, Indianapolis, N.Y. Giants, NFCN TBD. Away: Atlanta, Carolina, New Orleans, Jacksonville, Tennessee, Philadelphia, Washington, AFCE TBD, NFCW TBD.
- 2028 —Home: Atlanta, Carolina, New Orleans, Kansas City, L.A. Chargers, L.A. Rams, Seattle, AFCN TBD, NFCN TBD. Away: Atlanta, Carolina, New Orleans, Arizona, Denver, Las Vegas, San Francisco, NFCE TBD.
- 2029 —Home: Atlanta, Carolina, New Orleans, Buffalo, Chicago, Detroit, Miami, AFCS TBD, NFCE TBD. Away: Atlanta, Carolina, New Orleans, Green Bay, Minnesota, New England, N.Y. Jets, NFCW TBD.
- 2030 —Home: Atlanta, Carolina, New Orleans, Baltimore, Cincinnati, Philadelphia, Washington, NFCW TBD. Away: Atlanta, Carolina, New Orleans, Cleveland, Dallas, N.Y. Giants, Pittsburgh, AFCW TBD, NFCN TBD.

### Tennessee Titans

- 2025 —Home: Houston, Indianapolis, Jacksonville, Kansas City, L.A. Chargers, L.A. Rams, Seattle, AFCE TBD, NFCS TBD. Away: Houston, Indianapolis, Jacksonville, Arizona, Denver, Las Vegas, San Francisco, AFCN TBD.
- 2026 —Home: Houston, Indianapolis, Jacksonville, Cleveland, Philadelphia, Pittsburgh, Washington, AFCE TBD. Away: Houston, Indianapolis, Jacksonville, Baltimore, Cincinnati, Dallas, N.Y. Giants, AFCW TBD, NFCN TBD.
- 2027 —Home: Houston, Indianapolis, Jacksonville, Buffalo, Miami, New Orleans, Tampa Bay, AFCW TBD, NFCW TBD. Away: Houston, Indianapolis, Jacksonville, Atlanta, Carolina, New England, N.Y. Jets, AFCN TBD.
- 2028 —Home: Houston, Indianapolis, Jacksonville, Chicago, Denver, Detroit, Las Vegas, AFCN TBD. Away: Houston, Indianapolis, Jacksonville, Green Bay, Kansas City, L.A. Chargers, Minnesota, AFCE TBD, NFCE TBD.
- 2029 —Home: Houston, Indianapolis, Jacksonville, Baltimore, Arizona, Cincinnati, San Francisco, AFCW TBD. Away: Houston, Indianapolis, Jacksonville, Cleveland, L.A. Rams, Pittsburgh, Seattle, AFCE TBD, NFCS TBD.
- 2030 —Home: Houston, Indianapolis, Jacksonville, Dallas, New England, N.Y. Giants, N.Y. Jets, AFCN TBD, NFCN TBD. Away: Houston, Indianapolis, Jacksonville, Buffalo, Miami, Philadelphia, Washington, AFCW TBD.

### Washington Commanders

- 2025 —Home: Dallas, N.Y. Giants, Philadelphia, Chicago, Denver, Detroit, Las Vegas, NFCW TBD. Away: Dallas, N.Y. Giants, Philadelphia, Green Bay, Kansas City, L.A. Chargers, Minnesota, AFCE TBD, NFCS TBD.
- 2026 —Home: Dallas, N.Y. Giants, Philadelphia, Houston, Indianapolis, L.A. Rams, Seattle, AFCN TBD, NFCS TBD. Away: Dallas, N.Y. Giants, Philadelphia, Arizona, Jacksonville, Tennessee, San Francisco, NFCN TBD.
- 2027 —Home: Dallas, N.Y. Giants, Philadelphia, New England, New Orleans, N.Y. Jets, Tampa Bay, NFCW TBD. Away: Dallas, N.Y. Giants, Philadelphia, Atlanta, Buffalo, Carolina, Miami, AFCW TBD, NFCN TBD.
- 2028 —Home: Dallas, N.Y. Giants, Philadelphia, Baltimore, Cincinnati, Green Bay, Minnesota, AFCS TBD, NFCS TBD. Away: Dallas, N.Y. Giants, Philadelphia, Chicago, Cleveland, Detroit, Pittsburgh, NFCW TBD.
- 2029 —Home: Dallas, N.Y. Giants, Philadelphia, Arizona, Kansas City, L.A. Chargers, San Francisco, AFCE TBD, NFCN TBD. Away: Dallas, N.Y. Giants, Philadelphia, Denver, Las Vegas, L.A. Rams, Seattle, NFCS TBD.
- 2030 —Home: Dallas, N.Y. Giants, Philadelphia, Atlanta, Carolina, Jacksonville, Tennessee, NFCN TBD. Away: Dallas, N.Y. Giants, Philadelphia, Houston, Indianapolis, New Orleans, Tampa Bay, AFCN TBD, NFCW TBD.

## IMPORTANT DATES, 2024-25

### JULY

**July 15** At 4:00 p.m., New York time, deadline for any club that designated a Franchise Player to sign such player to a multiyear contract or extension. After this date, the player may sign only a one-year contract with his prior club for the 2024 season, and such contract cannot be extended until after the club's last regular season game.

**Mid-July** Clubs are permitted to open preseason training camp for rookies (defined as a player who has never signed an NFL player contract with a club in a prior league year) beginning seven days prior to the club's mandatory reporting date for veteran players. A club's preseason training camp will be deemed to have officially opened on the designated reporting date for all rookies.

Clubs may require first-year players (defined as a player who signed a player contract with any NFL club in a prior league year, but who does not have a pension-credited season) to report on the designated reporting date for all rookies, or at any time thereafter, including, but not limited to, the designated reporting date for veteran quarterbacks and injured players, or the designated reporting date for all other veteran players.

Veteran quarterbacks and "injured players" (as defined in CBA Article 21, Section 6) may be required to report to the club's preseason training camp no earlier than five days immediately prior to the mandatory reporting date for all other veteran players, provided the club has already opened (or simultaneously opens) its official preseason training camp for all rookies.

**July 22** At 4:00 p.m., New York time, signing period ends for Transition Players with outstanding tenders. After this date and until 4:00 p.m., New York time, on the Tuesday following the 10th weekend of the regular season, prior club has exclusive negotiating rights.

At 4:00 p.m., New York time, on July 22 (or the first scheduled day of the first NFL training camp [July 17 in 2024], whichever is later) signing period ends for unrestricted free agents to whom a "UFA Tender" was made by prior club. After this date and until 4:00 p.m., New York time, on the Tuesday following the 10th weekend of the regular season, prior club has exclusive negotiating rights.

### AUGUST

**Aug. 1** Hall of Fame Game, Houston Texans vs. Chicago Bears (Tom Benson HOF Stadium, Canton, Ohio).

**Aug. 1-4** Hall of Fame Weekend (Canton, Ohio).

**Aug. 6** If a drafted rookie has not signed with his club by this date, he cannot be traded to any other club in 2024 and may sign a player contract only with the drafting club until the day of the Draft in the 2025 league year.

**Aug. 8-11** First Preseason Weekend.

**Aug. 15-18** Second Preseason Weekend.

**Aug. 22-25** Third Preseason Weekend.

**Aug. 27** Prior to 4:00 p.m., New York time, clubs must reduce rosters to a maximum of 53 players on the Active/Inactive List.

Simultaneously with the roster reduction to 53 players, clubs that have players in the categories of Active/Physically Unable to Perform or Active/Non-Football Injury or Illness must select one of the following options: place player on Reserve/Physically Unable to Perform or Reserve/Non-Football Injury or Illness, whichever is applicable; terminate or request waivers with the designation of Failed Physical or Non-Football Injury or Illness, whichever is applicable; request waivers; terminate contract; trade contract; or continue to count the player on the Active List.

Players who are on the Reserve List or Exempt List and are not counting against the 90-player limit will begin to count against the 90-player limit.

**Aug. 28** Claiming period for players placed on waivers at the final roster reduction will expire at 12:00 noon, New York time.

Upon receipt of the subsequent Personnel Notice, clubs may establish a Practice Squad of 17 players, as long as one player qualifies as an International Player. No club, including the player's prior club, will be permitted to sign a player to a practice player contract until all clubs have received simultaneous notification via the above Personnel Notice that such player's prior NFL player contract has been terminated via the waiver system.

Beginning at 4:00 p.m., New York time, any player placed on Reserve/Injured, Reserve/Non-Football Injury or Illness, or Practice Squad; Injured during the regular season or postseason, may be designated for return later in the season, subject to the applicable procedures.

## IMPORTANT DATES, 2024-25

### SEPTEMBER

Sept. 1 Final day of preseason training camp for all clubs, as defined in CBA Article 23, Section 10.

Sept. 2-7 In accordance with the Personnel (Injury) Report Policy, each club is required to file a Practice Report with the NFL Communications department by 4:00 p.m., New York time, (or as soon as possible after the completion of practice) every Thursday, Friday, and Saturday for a regular season Monday game; Sunday, Monday, and Tuesday for a Wednesday game; Monday, Tuesday, and Wednesday for a Thursday game; Tuesday, Wednesday, and Thursday for a Friday game; Tuesday, Wednesday, and Thursday for a Saturday game; and Wednesday, Thursday, and Friday for a Sunday game.

Each club must also file a weekly regular season Game Status Report with the NFL Communications department by 4:00 p.m., New York time (or as soon as possible after the completion of practice) on Saturday for a Monday game; Tuesday for a Wednesday game; Wednesday for a Thursday game, Thursday for a Friday game, Thursday for a Saturday game, and Friday for a Sunday game. An update must be reported if there is any change in a player's condition after the initial Game Status Report is filed.

Sept. 5, 6, 8-9 Kickoff Weekend presented by YouTube TV.

Sept. 6 NFL International Game at Corinthians Arena (São Paulo, Brazil); Green Bay Packers vs. Philadelphia Eagles.

Sept. 27 Beginning on the day after a club's fourth regular season game (including any bye week), it is permitted to begin practicing players on Reserve/Physically Unable to Perform and Reserve/Non-Football Injury or Illness (if the player failed his preseason physical due to a non-football injury or illness) for a period not to exceed 21 days. Players may be activated during the 21-day practice period, or prior to 4:00 p.m., New York time, on the day after the conclusion of the 21-day period.

### OCTOBER

Oct. 6 NFL International Game at Tottenham Hotspur Stadium (London, United Kingdom); New York Jets vs. Minnesota Vikings.

Oct. 13 NFL International Game at Tottenham Hotspur Stadium (London, United Kingdom); Jacksonville Jaguars vs. Chicago Bears.

Oct. 15-16 Fall League Meeting, Atlanta, Georgia.

Oct. 20 NFL International Game at Wembley Stadium (London, United Kingdom); New England Patriots vs. Jacksonville Jaguars.

### NOVEMBER

Nov. 5 All trading ends for 2024 at 4:00 p.m., New York time.

Nov. 6 Players with at least four previous pension-credited seasons are subject to the waiver system for the remainder of the regular season and postseason.

Nov. 10 NFL International Game at Allianz Arena – Home of FC Bayern Munich (Munich, Germany); New York Giants vs. Carolina Panthers.

Nov. 12 At 4:00 p.m., New York time, signing period ends for Franchise Players who are eligible to receive offer sheets.

Prior to 4:00 p.m., New York time, deadline for clubs to sign their unsigned Franchise and Transition Players, including Franchise Players who were eligible to receive offer sheets until this date. If still unsigned after this date, such players are prohibited from playing in NFL in 2024.

Prior to 4:00 p.m., New York time, deadline for clubs to sign their unrestricted free agents to whom the "UFA Tender" was made. If still unsigned after this date, such players are prohibited from playing in NFL in 2024.

Prior to 4:00 p.m., New York time, deadline for clubs to sign their restricted free agents, including those to whom the "June 1 Tender" was made. If such players remain unsigned after this date, they are prohibited from playing in NFL in 2024.

### DECEMBER

Dec. 10-11 Special League Meeting/Front Office Accelerator, Irving, Texas.

## IMPORTANT DATES, 2024-25

### JANUARY

- Jan. 4-5 Final Week of Regular Season games.
- Jan. 6 Clubs may begin signing free agent players for the 2024 season, including players from the CFL.
- Earliest permissible date for clubs to renegotiate or extend the rookie contract of a drafted rookie who was selected in any round of the 2022 NFL Draft or any undrafted rookie who signed in 2023. Any permissible renegotiated or extended player contract will not be considered a rookie contract and will not be subject to the rules that limit rookie contracts.
- Clubs may exercise fifth-year options for players selected in the first round of the 2022 NFL Draft.
- Jan. 8 Beginning at 4:00 p.m., New York time, on the Wednesday following the final regular season weekend, rosters are frozen for clubs participating in the postseason with limited exceptions.
- Jan. 11-13 Super Wild Card Weekend presented by Verizon.
- Mid-Jan. Deadline for college players who are (Tentative) underclassmen to apply for Special Eligibility.
- Jan. 18-19 Divisional Playoffs presented by Intuit TurboTax.
- Jan. 26 AFC and NFC Championship Games presented by Intuit TurboTax.
- Jan. 30 East-West Shrine Bowl.

### FEBRUARY

- Feb. 1 Senior Bowl, Mobile, Alabama.
- Feb. 2 Pro Bowl Games.
- Feb. 9 Super Bowl LIX, Caesars Superdome, New Orleans, Louisiana.
- Feb. 18 Beginning this date through 4:00 p.m., New York time on March 4, clubs may designate Franchise or Transition Players.
- Feb. 24 – NFL Scouting Combine, Lucas Oil Stadium,  
March 3 Indianapolis, Indiana.

### MARCH

- March 4 Prior to 4:00 p.m., New York time, deadline for clubs to designate Franchise or Transition Players.
- March 10-12 During the period beginning at 12:00 noon, New York time, on March 10 and ending at 3:59:59 p.m., New York time, on March 12, clubs are permitted to contact, and enter into contract negotiations with the certified agents of players who will become unrestricted free agents upon the expiration of their 2024 player contracts at 4:00 p.m., New York time, on March 12.
- During the above two-day negotiating period, a prospective UFA who is not represented by an NFLPA Certified Contract Advisor (“unrepresented player”) is permitted to communicate directly with a new club’s front office officials (excluding the head coach and other members of the club’s coaching staff) regarding contract negotiations. The club is responsible for confirming the player’s status as an unrepresented player.
- March 12 The 2025 league year and free agency signing period begin at 4:00 p.m., New York time.
- Trading period for 2025 begins at 4:00 p.m., New York time, after expiration of all 2024 contracts.
- The first day of the 2025 League Year will end at 11:59:59 p.m., New York time, on March 12. Clubs will receive a Personnel Notice that will include all transactions submitted to the league office during the period between 4:00 p.m., New York time, and 11:59:59 p.m., New York time, on March 12.
- March 30 Annual League Meeting, Palm Beach, Florida.  
-April 2

## IMPORTANT DATES, 2024-25

### APRIL

- April 7 Clubs that hired a new head coach after the end of the 2024 regular season may begin offseason workout programs.
- April 16 Deadline for clubs to time, test, visit, interview or conduct a physical examination with a draft-eligible player at its club facility.
- April 18 Deadline for restricted free agents to sign offer sheets.
- April 21 Clubs with returning head coaches may begin offseason workout programs.
- April 23 Deadline for prior club to exercise right of first refusal to restricted free agents who signed offer sheets.
- Deadline for clubs to time, test, visit, interview (including video and phone calls) or conduct a physical examination with a draft-eligible player at any location.
- April 24-26 NFL Draft, Green Bay, Wisconsin.

### MAY

- May 1 Deadline for clubs to exercise Fifth-Year Option for players selected in the first round of the 2022 Draft.
- May 2-5 or May 9-12 Clubs may elect to hold their one three-day post-Draft rookie minicamp from Friday through Sunday or Saturday through Monday on one of the two weekends following the Draft.
- May 12 Rookie Football Development Programs begin.
- May 20-21 Spring League Meeting/Coach Accelerator, Minneapolis, Minnesota.

## WHAT TO LOOK FOR IN 2024

**DAVANTE ADAMS**, Las Vegas, needs 100 receptions to become the third player in NFL history to reach the mark in six seasons, joining Antonio Brown and Brandon Marshall, and the second player ever to reach the mark in five-or-more consecutive seasons, joining Brown. *Keenan Allen and Stefan Diggs can also record their sixth 100-reception seasons. Adams also:*

Needs 78 receptions to become the second player ever with 950 receptions in his first 11 seasons, joining Marvin Harrison (1,022). Adams has 872 career receptions.

Needs five touchdown receptions to become the fifth player ever with 100 touchdown receptions in his first 11 seasons, joining Jerry Rice (146), Randy Moss (135), Marvin Harrison (122) and Terrell Owens (114). Adams has 95 career touchdown receptions.

Needs 10 touchdown receptions to become the fifth player ever to reach the mark in seven-or-more seasons, joining Randy Moss (nine), Jerry Rice (nine), Marvin Harrison (eight) and Terrell Owens (eight).

Needs one game with 10 receptions to surpass Antonio Brown (23 games) for the most such games in NFL history. *Keenan Allen can also accomplish this feat.*

Needs three games with 10 receptions and 100 receiving yards to surpass Andre Johnson (21 games) for the most such games in NFL history. *Keenan Allen can also accomplish this feat.*

**JORDAN ADDISON**, Minnesota, can become the fifth wide receiver since 1966 with at least 10 touchdown receptions in each of his first two seasons, joining Odell Beckham Jr., John Jefferson, Randy Moss and Daryl Turner.

**JOSH ALLEN**, Buffalo, needs 12 combined passing and rushing touchdowns to surpass Patrick Mahomes (231) for the most combined passing and rushing touchdowns by a player in his first seven career seasons in NFL history. Allen has 220 career combined touchdowns (167 passing, 53 rushing). Allen also:

Needs 4,047 combined passing and rushing yards to surpass Patrick Mahomes (30,360) for the most combined passing and rushing yards by a player in his first seven career seasons in NFL history. Allen has 26,314 career combined yards (22,703 passing, 3,611 rushing).

Needs seven rushing touchdowns to join Cam Newton (75) as the only quarterbacks in NFL history with at least 60 career rushing touchdowns.

Needs six rushing touchdowns to become the first quarterback ever with at least six rushing touchdowns in each of his first seven seasons and surpass Cam Newton (six) for the most career seasons with at least six rushing touchdowns by a quarterback in NFL history.

Needs 25 passing touchdowns and five rushing touchdowns to become the first quarterback in NFL history to reach the marks in five consecutive seasons and five career seasons.

Needs 4,000 passing yards and 25 touchdown passes to become the third quarterback in NFL history to reach the marks in five of his first seven career seasons, joining Patrick Mahomes (six) and Peyton Manning (six).

Needs 4,000 passing yards and 25 touchdown passes to become the sixth quarterback in NFL history to reach the marks in five consecutive seasons, joining Drew Brees (11 from 2006-16), Patrick Mahomes (six from 2018-23, active streak), Peyton Manning (six from 1999-2004 and five from 2006-10), Philip Rivers (six from 2013-18) and Tom Brady (five from 2011-15).

**KEENAN ALLEN**, Chicago, needs 100 receptions to become the third player in NFL history to reach the mark in six seasons, joining Antonio Brown and Brandon Marshall. *Davante Adams and Stefan Diggs can also accomplish this feat. Allen also:*

Needs 90 receptions to become the second player ever to reach the mark in seven-or-more seasons, joining Larry Fitzgerald (eight). *Travis Kelce can also accomplish this feat.*

Needs 25 receptions in his first 11 games to surpass Antonio Brown (928) for the most receptions ever by a player in his first 150 games. Allen has 904 receptions in 139 games.

Needs three games with 10 receptions and 100 receiving yards to surpass Andre Johnson (21 games) for the most such games in NFL history. *Davante Adams can also accomplish this feat.*

**MARK ANDREWS**, Baltimore, can become the fifth tight end in NFL history with at least 500 receiving yards in each of his first seven seasons, joining Rob Gronkowski, George Kittle, Keith Jackson and Ozzie Newsome. Andrews also:

Needs five touchdown receptions to become the sixth tight end ever with at least 45 touchdown receptions in his first seven seasons, joining Rob Gronkowski (68), Antonio Gates (59), Jimmy Graham (59), Tony Gonzalez (47) and Jerry Smith (46). Andrews has 40 career touchdown receptions.

Needs 500 receiving yards and five touchdown receptions to become the fifth tight end ever to reach those marks in six consecutive seasons, joining Antonio Gates (nine), Tony Gonzalez (twice, eight and six), Travis Kelce (seven, active streak) and Ben Coats (six).

Needs one game with at least two touchdown receptions to become the sixth tight end in NFL history with 10 such career games, joining Antonio Gates (21), Rob Gronkowski (20), Tony Gonzalez (18), Jimmy Graham (17) and Travis Kelce (10). Andrews has nine career games with at least two touchdown receptions.

**DARON BLAND**, Dallas, can become the fourth player since 1990 with at least five interceptions in each of his first three career seasons, joining Marcus Peters, Ed Reed and Duane Starks. Bland also:

Needs one interception return for a touchdown to surpass Ken Houston (five) and Janoris Jenkins (five) for the most by a player in his first three seasons in NFL history. Bland has five career interceptions returned for touchdowns.

**NICK BOSA**, San Francisco, can become the third player since 1982 with at least 15 sacks in three of his first six career seasons, joining J.J. Watt and Reggie White. Bosa had 18.5 sacks in 2022 and 15.5 sacks in 2021.

**A.J. BROWN**, Philadelphia, needs 1,000 receiving yards and seven touchdown receptions to become the fifth player in NFL history to reach the marks in five of his first six career seasons, joining Randy Moss (six), Lance Alworth (five), Marques Colston (five) and Jerry Rice (five). Brown also:

Needs 1,400 receiving yards and seven touchdown receptions to become the sixth player in NFL history to reach the marks in three consecutive seasons, joining Marvin Harrison (four from 1999-2002), Antonio Brown (three from 2013-15), Justin Jefferson (three from 2020-22), Jerry Rice (three from 1993-95) and Demaryius Thomas (three from 2012-14). *Tyreek Hill can also accomplish this feat.*

Can become the sixth player in NFL history with at least 50 receptions and five touchdown receptions in each of his first six seasons, joining Gary Clark, Larry Fitzgerald, Marvin Harrison, Tyreek Hill and Randy Moss. *DK Metcalf can also accomplish this feat.*

**JOE BURROW**, Cincinnati, needs 4,000 passing yards and 30 touchdown passes to become the fourth player in NFL history to reach those marks in three of his first five seasons, joining Josh Allen, Patrick Mahomes and Dan Marino. *Justin Herbert can also accomplish this feat. Burrow also:*

Needs three touchdown passes in his first game to tie Johnny Unitas (53 games) and Deshaun Watson (53) as the fifth-fastest player in NFL history to reach 100 career touchdown passes, trailing only Patrick Mahomes (40), Dan Marino (44), Kurt Warner (50) and Justin Herbert (52). Burrow has 97 touchdown passes in 52 games.

Needs four games with at least three touchdown passes to become the fifth player ever with 20-or-more such games in his first five seasons, joining Dan Marino (33), Patrick Mahomes (28), Kurt Warner (21) and Josh Allen (20). *Justin Herbert can also accomplish this feat.*

Needs five games with at least 300 passing yards and three touchdown passes to become the fourth player ever with 15-or-more such games in his first five seasons, joining Patrick Mahomes (19), Dan Marino (19) and Kurt Warner (17). *Justin Herbert can also accomplish this feat.*

**DEREK CARR**, New Orleans, can become the third player in NFL history with at least 3,000 passing yards in each of his first 11 career seasons, joining Peyton Manning and Russell Wilson. Carr also:

Needs 1,926 passing yards to surpass Matthew Stafford (41,025) for the third-most passing yards by a player in his first 11 seasons in NFL history. Only Matt Ryan (46,720) and Peyton Manning (45,628) have more. Carr has 39,100 career passing yards.

Needs 264 completions to surpass Peyton Manning (3,839) for the second-most completions by a player in his first 11 seasons in NFL history. Only Matt Ryan (4,052) has more. Carr has 3,576 career completions.

**JA'MARR CHASE**, Cleveland, needs 80 receptions, 1,000 receiving yards and seven touchdown receptions to become the first player in NFL history to reach the marks in each of their first four seasons. Chase also:

Needs 1,283 receiving yards to become the sixth player ever with 5,000 receiving yards in his first four seasons, joining Justin Jefferson (5,899), Michael Thomas (5,512), Randy Moss (5,396), CeeDee Lamb (5,145) and Torry Holt (5,088). Chase has 3,717 career receiving yards.

Needs 82 receptions to become the fifth player ever with 350 receptions in his first four seasons, joining Michael Thomas (470), Jarvis Landry (400), CeeDee Lamb (395) and Justin Jefferson (392). Chase has 268 career receptions.

**AMARI COOPER**, Cleveland, needs five touchdown receptions to become the third player in NFL history to reach the mark in each of his first 10 seasons, joining Marvin Harrison and Don Hutson. Cooper also:

Needs one game with at least 200 receiving yards to become the third player ever with five such games in his career, joining Lance Alworth and Calvin Johnson.

**KIRK COUSINS**, Atlanta, needs 529 passing yards in his first two games to tie Drew Brees (152 games) as the third-fastest player ever to reach 40,000 career passing yards, trailing only Matthew Stafford (147) and Matt Ryan (151). Cousins has 39,471 passing yards in 150 career games.

**STEFON DIGGS**, Houston, needs 90 receptions to become the second player in NFL history with at least 900 receptions in his first 10 career seasons, joining Marvin Harrison (927). Diggs has 810 career receptions. Diggs also:

Can become the second player ever with at least 100 receptions in five consecutive seasons, joining Antonio Brown (six from 2013-18). *Davante Adams can also accomplish this feat.*

Can become the third player in NFL history with at least 100 receptions in six career seasons, joining Antonio Brown and Brandon Marshall. *Davante Adams and Keenan Allen can also accomplish this feat.*

Needs four games with at least 100 receptions to become the fifth player in NFL history with at least 20 such career games, joining Davante Adams (23), Antonio Brown (23), Andre Johnson (22) and Keenan Allen (20).

**AUSTIN EKELER**, Washington, needs 405 scrimmage yards to surpass Fred Jackson (8,643) for the third-most scrimmage yards by an undrafted running back in the common-draft era and 635 scrimmage yards to surpass Anian Foster (8,873) for the second-most, trailing only Priest Holmes (11,134). Ekeler has 8,239 career scrimmage yards. Ekeler also:

Needs seven touchdown receptions to surpass Marshall Faulk (36) for the most touchdown receptions by a running back in the Super Bowl era. Ekeler has 30 career touchdown receptions.

Needs 60 receptions to become the sixth running back ever with 500 receptions in his first eight seasons, joining Marshall Faulk (548), LaDainian Tomlinson (510), Christian McCaffrey (509 in seven seasons), Roger Craig (508) and Alvin Kamara (505 in seven seasons). Ekeler has 440 career receptions.

**EVAN ENGRAM**, Jacksonville, needs 40 receptions to become the second tight end in NFL history to reach the mark in each of his first eight seasons, joining Jeremy Shockey. Engram also:

Needs 100 receptions to become the first tight end ever to reach the mark in consecutive seasons and the second tight end ever to reach the mark in multiple career seasons, joining Travis Kelce (three).

**MIKE EVANS**, Tampa Bay, needs 1,000 receiving yards to tie Jerry Rice (11 consecutive seasons from 1986-96) for the longest streak of consecutive 1,000-yard receiving seasons in NFL history. Evans also:

Needs 1,320 receiving yards to become the sixth player ever with at least 13,000 receiving yards in his first 11 seasons, joining Jerry Rice (15,123), Marvin Harrison (13,697), Torry Holt (13,382), Julio Jones (13,330) and Randy Moss (13,201). Evans has 11,680 career receiving yards.

Needs 12 touchdown receptions to become the fifth player ever with at least 12 touchdown receptions in six-or-more career seasons, joining Jerry Rice (eight seasons), Terrell Owens (seven), Marvin Harrison (six) and Randy Moss (six).

Needs six touchdown receptions to become the fifth player ever with at least 100 touchdown receptions in his first 11 seasons, joining Jerry Rice (146), Randy Moss (135), Marvin Harrison (122) and Terrell Owens (114). *DaVante Adams can also accomplish this feat.*

Needs 65 receptions to tie Tony Gonzalez (11 consecutive seasons from 2003-13) for the longest streak of consecutive 65-catch seasons in NFL history. *Travis Kelce can also accomplish this feat.*

**JUSTIN FIELDS**, Pittsburgh, needs 280 rushing yards to become the fourth quarterback in NFL history with at least 2,500 rushing yards in his first four seasons, joining Lamar Jackson (3,673), Cam Newton (2,571) and Jalen Hurts (2,503). Fields has 2,220 career rushing yards.

**MYLES GARRETT**, Cleveland, needs 14 sacks to become the first player since 1982 to reach the mark in four consecutive seasons. Garrett also:

Needs 13 sacks to become the third player since 1982 to reach the mark in five-or-more of his first eight seasons, joining Reggie White (seven) and T.J. Watt (five of first seven).

Needs 12 sacks to become the second player since 1982 to reach the mark in five consecutive seasons, joining Lawrence Taylor (1985-89).

Needs 11.5 sacks in his first 12 games to become the second-fastest player since 1982 to reach 100 career sacks, surpassing DeMarcus Ware (113 games). Only Reggie White (96) reached the mark faster. Garrett has 88.5 sacks in 100 career games. *T.J. Watt can also accomplish this feat.*

Needs 11.5 sacks to become the fourth player since 1982 with at least 100 sacks in his first eight career seasons, joining Reggie White (124), DeMarcus Ware (111) and Jared Allen (105). *T.J. Watt can also accomplish this feat.*

Needs 11.5 sacks to become the first player since 1982 with 100 career sacks prior to his 29th birthday. Garrett turns 29 years old on December 29, 2024.

Needs 10 sacks to become the fourth player since 1982 to reach the mark in seven-or-more of his first eight seasons, joining Reggie White (eight), Von Miller (seven) and DeMarcus Ware (seven).

**JARED GOFF**, Detroit, needs 4,000 passing yards to become the sixth player in NFL history to reach the mark in five-or-more of his first nine seasons, joining Peyton Manning (seven), Matthew Stafford (seven), Patrick Mahomes (six of first seven), Matt Ryan (six) and Kirk Cousins (five). *Josh Allen can also accomplish this feat.* Goff also:

Needs 4,571 passing yards to become the fifth player ever with 35,000 passing yards in his first nine seasons, joining Matt Ryan (37,701), Peyton Manning (37,586), Dan Marino (35,386) and Derek Carr (35,222). Goff has 30,429 career passing yards.

Needs 343 completions to become the fifth player ever with 3,000 completions in his first nine seasons, joining Matt Ryan (3,288), Derek Carr (3,201), Peyton Manning (3,131) and Matthew Stafford (3,005). Goff has 2,657 career completions. *Dak Prescott can also accomplish this feat.*

Needs three games with at least 350 passing yards to become the third player ever with 20-or-more such games in his first nine seasons, joining Patrick Mahomes (22 in seven seasons) and Matthew Stafford (21).

Needs four games with at least 300 passing yards to become the fifth player ever with 40-or-more such games in his first nine seasons, joining Patrick Mahomes (45 in seven seasons), Dan Marino (41), Matt Ryan (41) and Peyton Manning (40).

**DERRICK HENRY**, Baltimore, needs 10 rushing touchdowns to become the fifth player in NFL history with at least 100 rushing touchdowns in his first nine seasons, joining LaDainian Tomlinson (138), Emmitt Smith (125), Jim Brown (106) and Shaun Alexander (100). Henry has 90 career rushing touchdowns. Henry also:

Needs 10 rushing touchdowns to become the fourth player in NFL history to reach the mark in seven career seasons, joining LaDainian Tomlinson (nine), Adrian Peterson (eight) and Emmitt Smith (eight).

Needs 10 rushing touchdowns to become the third player in NFL history to reach the mark in seven consecutive seasons, joining LaDainian Tomlinson (nine from 2001-09) and Adrian Peterson (seven from 2007-13).

Needs 12 rushing touchdowns to become the third player in NFL history to reach the mark in six career seasons, joining LaDainian Tomlinson (seven) and Emmitt Smith (six).

Needs five rushing touchdowns to become the fifth player in NFL history to reach the mark in each of his first nine career seasons, joining Jim Brown, Marshall Faulk, LaDainian Tomlinson and Ricky Walters.

Needs three games with at least two rushing touchdowns to surpass Shaun Alexander (25 games), Marcus Allen (25) and Priest Holmes (25) for the fifth-most such games by a player in NFL history. Only LaDainian Tomlinson (38), Emmitt Smith (36), Adrian Peterson (28) and Jim Brown (27) have more. Henry has 23 career games with at least two rushing touchdowns.

Needs two games with at least 100 rushing yards and two rushing touchdowns to become the third player in NFL history with at least 20 such games in his first nine seasons, joining Jim Brown (25) and LaDainian Tomlinson (24). Henry has 18 career games with at least 100 rushing yards and two rushing touchdowns.

Needs one game with at least 200 rushing yards to surpass Adrian Peterson (six games) and O.J. Simpson (six) for the most such games in NFL history.

**JUSTIN HERBERT**, Los Angeles Chargers, needs 4,000 passing yards to become the third player in NFL history to reach the mark in four of his first five seasons, joining Patrick Mahomes and Peyton Manning. Herbert also:

Needs 3,396 passing yards to surpass Peyton Manning (20,618) for the most passing yards ever by a player in his first five seasons. Herbert has 17,223 career passing yards.

Needs 20 touchdown passes to become the fourth player ever to reach the mark in each of his first five seasons, joining Peyton Manning, Dan Marino and Russell Wilson.

Needs 25 touchdown passes to become the fourth player ever to reach the mark in four-or-more of his first five seasons, joining Peyton Manning (five), Patrick Mahomes (four) and Dan Marino (four).

Needs 36 touchdown passes to become the third player ever with at least 150 touchdown passes in his first five seasons, joining Dan Marino (168) and Patrick Mahomes (151). Herbert has 114 career touchdown passes.

Needs 147 completions to surpass Derek Carr (1,759) for the most-ever by a player in his first five seasons. Herbert has 1,613 career completions.

Needs seven games with at least 300 passing yards to surpass Patrick Mahomes (31) for the most such games ever by a player in his first five seasons.

Needs 10 games with at least two touchdown passes to tie Patrick Mahomes (46) for the second-most such games ever by a player in his first five seasons, trailing only Dan Marino (50).

**TYREEK HILL**, Miami, needs 1,500 receiving yards to become the first player in NFL history to reach the mark in three consecutive seasons. Hill also:

Needs 1,069 receiving yards to surpass Antonio Brown (11,207) for the fifth-most ever by a player in his first nine seasons, trailing only Julio Jones (12,125), Torry Holt (11,864), Jerry Rice (11,776) and Calvin Johnson (11,619). Hill has 10,139 career receiving yards.

Needs 110 receptions to become the first player ever to reach the mark in four consecutive seasons and the second player ever to reach the mark in four-or-more career seasons, joining Wes Welker (five).

Needs 83 receptions to become the fifth player ever with 800 receptions in his first nine seasons, joining Marvin Harrison (845), Antonio Brown (837), Stefan Diggs (810) and Torry Holt (805). Hill has 717 career receptions.

Needs six touchdown receptions to become the third player ever to reach the mark in each of his first nine seasons, joining Marvin Harrison and Don Hutson.

Needs seven scrimmage touchdowns to become the first wide receiver and fifth player ever to reach the mark in each of his first nine seasons, joining Jim Brown, Marshall Faulk, LaDainian Tomlinson and Ricky Walters.

Needs seven scrimmage touchdowns to become the fifth wide receiver ever with 90 scrimmage touchdowns in his first nine seasons, joining Jerry Rice (124), Randy Moss (101), Marvin Harrison (98) and Terrell Owens (97). Hill has 83 career scrimmage touchdowns.

Needs three games with at least 150 receiving yards to tie Jerry Rice (19) for the most such games ever by a player in his first nine seasons.

Needs one game with at least 10 receptions and 150 receiving yards to surpass Antonio Brown (10) and Julio Jones (10) for the most such games ever by a player in his first nine seasons.

**DEANDRE HOPKINS**, Tennessee, needs 72 receptions to become the fifth player in NFL history with at least 1,000 receptions in his first 12 seasons, joining Jerry Rice (1,050), Marvin Harrison (1,042), Larry Fitzgerald (1,018) and Andre Johnson (1,012). Hopkins has 928 career receptions. *Travis Kelce can also accomplish this feat.* Hopkins also:

## WHAT TO LOOK FOR IN 2024

Needs 72 receptions to become the second player in NFL history with 1,000 receptions prior to his 33rd birthday, joining Larry Fitzgerald. Hopkins will turn 33 on June 6, 2025.

Needs at least one reception in each of his first six games to surpass Keyshawn Johnson (first 167 games) for the second-most consecutive games with a reception to begin a career in NFL history, trailing only Marvin Harrison (first 190 career games). Hopkins has at least one reception in each of his first 162 career games.

**JALEN HURTS**, Philadelphia, needs three rushing touchdowns to surpass Steve Young (43) for the third most rushing touchdowns by a quarterback in NFL history. Hurts has 41 career rushing touchdowns. Hurts also:

Needs four rushing touchdowns to become the fourth quarterback all-time to reach 50 career rushing touchdowns, including the postseason, joining Cam Newton (77), Josh Allen (58, entering 2023) and Steve Young (51). Hurts has 46 career rushing touchdowns, including the postseason.

Needs three rushing touchdowns to surpass Cam Newton (43) for the most rushing touchdowns by a quarterback in his first five career seasons in NFL history.

Needs 10 rushing touchdowns to become the first quarterback in NFL history to reach the mark in four consecutive seasons and four career seasons.

Needs 20 touchdown passes and 10 rushing touchdowns to become the first quarterback ever to reach the marks in three consecutive seasons and three career seasons.

Needs three games with at least one touchdown pass and one rushing touchdown to become the third quarterback ever with 20 such games in his first five career seasons, joining Cam Newton (31) and Josh Allen (25). Hurts has 17 career games with both a touchdown pass and rushing touchdown.

Needs 497 rushing yards to become the fourth quarterback in NFL history with at least 3,000 rushing yards in his first five seasons, joining Lamar Jackson (4,437), Cam Newton (3,207) and Josh Allen (3,087). Hurts has 2,503 career rushing yards.

**AIDAN HUTCHINSON**, Detroit, needs an interception to become the first player since 1982 with at least 20 sacks and five interceptions in his first three seasons. Hutchinson has 21 sacks and four interceptions in his first two seasons.

**LAMAR JACKSON**, Baltimore, needs 852 rushing yards to surpass Michael Vick (6,109), Cam Newton (5,628) and Russell Wilson (5,307) for the most rushing yards by a quarterback in NFL history. Jackson has 5,258 career rushing yards. Jackson also:

Can become the first quarterback in NFL history with at least 500 rushing yards in seven consecutive seasons and the second quarterback ever with at least 500 rushing yards in seven career seasons, joining Cam Newton (seven).

Needs one game with at least 50 rushing yards to surpass Michael Vick (54) for the most such games by a quarterback in NFL history. Jackson has 54 career games with at least 50 rushing yards.

Can become the fourth quarterback ever with at least five rushing touchdowns in five career seasons, joining Cam Newton (nine), Josh Allen (six) and Jack Kemp (five).

Needs one game with at least five touchdown passes to become the fourth quarterback in NFL history with at least five such games in his first seven seasons, joining Patrick Mahomes (six), Peyton Manning (six) and Dan Marino (five).

**JUSTIN JEFFERSON**, Minnesota, needs 886 receiving yards to surpass Torry Holt (6,784) for the most receiving yards by a player in his first five seasons in NFL history. Jefferson has 5,899 career receiving yards. Jefferson also:

Needs 101 receiving yards in his first game to surpass Lance Alworth (62 games) as the fastest player to reach 6,000 receiving yards in NFL history. Jefferson has 5,899 receiving yards in 60 career games.

Needs 1,101 receiving yards in his first 11 games to surpass Lance Alworth and Julio Jones (72 games) as the fastest player to reach 7,000 receiving yards in NFL history.

Can become the fourth player in NFL history with at least 1,000 receiving yards in each of his first five career seasons, joining Mike Evans, A.J. Green and Randy Moss.

Needs two games with at least 100 receiving yards to surpass Randy Moss (30 games) for the most such games by a player in his first five seasons in NFL history. Jefferson has 29 career games with at least 100 receiving yards.

Needs one game with at least 125 receiving yards to surpass Lance Alworth (19 games) for the most such games by a player in his first five seasons in NFL history. Jefferson has 19 career games with at least 125 receiving yards.

Needs two games with at least 150 receiving yards to surpass Lance Alworth (12 games) for the most such games by a player in his first five seasons in NFL history. Jefferson has 11 career games with at least 150 receiving yards.

Needs three games with at least 175 receiving yards to surpass Lance Alworth (eight games) for the most such games by a player in his first five seasons in NFL history. Jefferson has six career games with at least 175 receiving yards.

Needs 90 receptions to surpass Jarvis Landry (481 receptions) for the second-most by a player in his first five seasons in NFL history. Only Michael Thomas (510) has more. Jefferson has 392 career receptions. *CeeDee Lamb can also accomplish this feat.*

**ALVIN KAMARA**, New Orleans, can become the first running back in NFL history with at least 75 receptions in six career seasons. Kamara also:

Needs 44 receptions to surpass Marshall Faulk (548) for the most receptions by a running back in his first eight seasons in NFL history. Kamara has 505 career receptions. *Christian McCaffrey can also accomplish this feat.*

Needs 83 receptions to surpass Marcus Allen (587) for the fifth-most receptions by a running back in NFL history. Only Larry Centers (827), Marshall Faulk (767), LaDainian Tomlinson (624) and Keith Barber (610) have more. Kamara has 505 career receptions. *Christian McCaffrey can also accomplish this feat.*

Can become the fifth running back in NFL history with at least 400 receiving yards in eight career seasons, joining Larry Centers (10), Marshall Faulk (nine), Ronnie Harmon (nine) and Tiki Barber (eight).

**TRAVIS KELCE**, Kansas City, needs 93 receptions to become the third tight end in NFL history with 1,000 career receptions, joining Tony Gonzalez (1,325) and Jason Witten (1,228). Kelce has 907 career receptions. Kelce also:

Needs 93 receptions to become the fifth player with at least 1,000 receptions in his first 12 career seasons, joining Jerry Rice (1,050), Marvin Harrison (1,042), Larry Fitzgerald (1,018) and Andre Johnson (1,012). *DeAndre Hopkins can also accomplish this feat.*

Can become the first player in NFL history with at least 90 receptions in seven consecutive seasons, surpassing Antonio Brown (six from 2013-18) and Torry Holt (six from 2002-07).

Can become the first player in NFL history with at least 80 receptions in nine consecutive seasons, surpassing Marvin Harrison (eight from 1999-2006), Torry Holt (eight from 2000-07) and Jerry Rice (eight from 1989-96).

Needs 80 receptions to surpass Tony Gonzalez (eight seasons) for the most such seasons by a tight end in NFL history.

Needs two games with at least 100 receptions to surpass Zach Ertz (11 games) and Jason Witten (11) for the second-most such games by a tight end in NFL history. Only Tony Gonzalez (15) has more. Kelce has 10 career games with at least 100 receptions.

Needs 772 receiving yards to become the third tight end in NFL history with 12,000 career receiving yards, joining Tony Gonzalez (15,127) and Jason Witten (13,046). Kelce has 11,326 career receiving yards.

Can become the second player in NFL history with at least 800 receiving yards in 11 consecutive seasons, joining Jerry Rice (12 seasons from 1985-1996). *Mike Evans can also accomplish this feat.*

Can become the fifth player in NFL history with at least 900 receiving yards in nine consecutive seasons, joining Jerry Rice (12 from 1985-1996), Tim Brown (10 from 1993-2002), Mike Evans (10 from 2014-23, active streak) and Reggie Wayne (nine from 2004-12).

Needs 900 receiving yards to tie Tony Gonzalez (nine seasons) for the most such seasons by a tight end in NFL history.

Needs one touchdown reception to surpass Jason Witten (74) for the fifth-most touchdown receptions by a tight end in NFL history. Only Antonio Gates (116), Tony Gonzalez (111), Rob Gronkowski (92) and Jimmy Graham (89) have more.

**GEORGE KITTLE**, San Francisco, can become the fifth tight end in NFL history with four career seasons with at least 1,000 receiving yards, joining Travis Kelce (seven), Tony Gonzalez (four), Rob Gronkowski (four) and Jason Witten (four). Kittle has three career seasons with at least 1,000 receiving yards. Kittle also:

Needs 40 receptions and 726 receiving yards to become the third tight end in NFL history with at least 500 receptions and 7,000 receiving yards in his first eight seasons, joining Antonio Gates and Travis Kelce. Kittle has 460 receptions and 6,274 receiving yards entering 2024.

Needs 500 receiving yards to become the third tight end in NFL history to reach the mark in each of his first eight career seasons, joining Rob Gronkowski and Ozzie Newsome.

Needs 60 receptions to become the fifth tight end in NFL history to reach the mark in six of his first eight career seasons, joining Travis Kelce (seven), Jason Witten (seven), Antonio Gates (six) and Tony Gonzalez (six).

Needs 57 receiving yards in his first two games to surpass Kellen Winslow (6,330) for the third-most receiving yards by a tight end in his first 100 career games in NFL history. Only Rob Gronkowski (7,112) and Travis Kelce (6,762) have more. Kittle has 6,274 receiving yards in 98 career games.

Needs 10 receptions in his first two games to surpass Rob Gronkowski (469) for the fifth-most receptions by a tight end in his first 100 career games in NFL history. Only Travis Kelce (531), Kellen Winslow (497), Jimmy Graham (485) and Zach Ertz (483) have more. Kittle has 460 receptions in 98 career games.

**COOPER KUPP**, Los Angeles Rams, needs 33 receptions in his first eight games to become the fifth player in NFL history with 600 receptions in his first 100 games, joining Keenan Allen (624), Antonio Brown (622), Julio Jones (619) and Anquan Boldin (614). Kupp has 567 receptions in 92 games.

**CEEDEE LAMB**, Dallas, can become the third player in NFL history with at least 100 receptions, 1,300 receiving yards and nine touchdown receptions in three consecutive seasons, joining Marvin Harrison (four from 1999-2002) and Davante Adams (three from 2020-22). Lamb also:

Needs 87 receptions to surpass Jarvis Landry (481 receptions) for the second-most by a player in his first five seasons in NFL history. Only Michael Thomas (510) has more. Lamb has 395 career receptions. *Justin Jefferson*



can also accomplish this feat.

Needs 855 receiving yards and eight touchdown receptions to become the fifth player in NFL history with at least 6,000 receiving yards and 40 touchdown receptions in his first five seasons, joining Mike Evans, A.J. Green, Randy Moss and Jerry Rice. Lamb has 5,145 receiving yards and 32 touchdown receptions.

Can become the first player in NFL history with at least 70 receptions and five touchdown receptions in each of his first five career seasons.

Can join Jarvis Landry as the only players in NFL history with at least 70 receptions in each of his first five seasons.

Needs three games with at least 10 receptions to surpass Brandon Marshall (12 games) for the second-most such games by a player in his first five seasons in NFL history. Only Michael Thomas (18 games) has more. Lamb has 10 career games with 10-or-more receptions.

**SAM LAPORTA**, Detroit, needs 59 receptions to surpass Keith Jackson (144) for the most receptions ever by a tight end in his first two seasons. LaPorta had 86 receptions in his rookie season. LaPorta also:

Needs 1,092 receiving yards to surpass Mike Ditka (1,980) for the most receiving yards ever by a tight end in his first two seasons. LaPorta had 889 receiving yards in his rookie season.

Needs 10 touchdown receptions to become the sixth player in the Super Bowl era to reach the mark in each of his first two seasons, joining Odell Beckham Jr., Rob Gronkowski, John Jefferson, Randy Moss and Daryl Turner.

Needs eight touchdown receptions to surpass Mike Ditka (17) for the second-most touchdown receptions ever by a tight end in his first two seasons, trailing only Rob Gronkowski (27). LaPorta had 10 touchdown receptions in his rookie season.

**TREVOR LAWRENCE**, Jacksonville, needs 4,000 passing yards to become the fifth player in NFL history to reach the mark in three of his first four seasons, joining Justin Herbert, Patrick Mahomes, Peyton Manning and Dan Marino. Lawrence also:

Needs 3,500 passing yards to become the second player ever to reach the mark in each of his first four seasons, joining Peyton Manning.

Needs 3,230 passing yards to become the sixth player ever with 15,000 passing yards in his first four seasons, joining Justin Herbert (17,223), Peyton Manning (16,418), Dan Marino (16,177), Dak Prescott (15,778) and Ryan Tannehill (15,460). Lawrence has 11,770 career passing yards.

Needs 350 completions to become the first player ever to reach the mark in each of his first four seasons.

Needs 384 completions to become the second player ever with at least 1,500 completions in his first four seasons, joining Justin Herbert (1,613).

**PATRICK MAHOMES**, Kansas City, can become the first quarterback in NFL history with at least 4,000 passing yards in seven of his first eight career seasons. Mahomes also:

Can become the second quarterback in NFL history with at least 25 touchdown passes in seven of his first eight career seasons, joining Peyton Manning (eight).

Can become the third quarterback in NFL history with five seasons of 35-or-more touchdown passes, joining Tom Brady (six) and Aaron Rodgers (six).

Can become the second quarterback in NFL history with at least 4,000 passing yards and 25 touchdown passes in seven consecutive seasons, joining Drew Brees (11 from 2006-16).

Needs 4,766 passing yards to surpass Peyton Manning (33,189) for the most passing yards by a player in his first eight seasons in NFL history. Mahomes has 28,424 career passing yards.

Needs 1,576 passing yards in his first 12 games to surpass Matthew Stafford (109 games) as the fastest player to reach 30,000 career passing yards in NFL history. Mahomes has 28,424 passing yards in 96 career games.

Needs 26 touchdown passes to surpass Peyton Manning (244) for the most touchdown passes by a player in his first eight seasons in NFL history. Mahomes has 219 career touchdown passes.

Needs 31 touchdown passes to surpass Aaron Rodgers (121 games) as the fastest player to reach 250 career touchdown passes in NFL history. Mahomes has 219 touchdown passes in 96 career games.

Needs eight games with at least two touchdown passes to surpass Peyton Manning (74) for the most such games by a player in his first eight seasons in NFL history. Mahomes has 67 career games with at least two touchdown passes.

Needs five games with at least three touchdown passes to surpass Dan Marino (42) for the most such games by a player in his first eight seasons in NFL history. Mahomes has 38 career games with at least three touchdown passes.

Needs one game with at least four touchdown passes to surpass Peyton Manning (17), Dan Marino (17) and Russell Wilson (17) for the most such games by a player in his first 10 seasons in NFL history. Mahomes has 17 career games with at least four touchdown passes.

Needs one game with at least 300 passing yards to surpass Matt Ryan (45) for the most such games by a player in his first 10 career seasons in NFL history. Mahomes has 45 career games with at least 300 passing yards.

Needs five games with at least 300 passing yards to join Drew Brees (57) and Matt Ryan (53) as the only players with 50 games of 300-or-more passing yards in their first 11 career seasons in NFL history. Mahomes has 45 career games with at least 300 passing yards.

Can become the third player in NFL history with at least 400 completions in four consecutive seasons, joining Drew Brees (seven from 2010-16) and Matt Ryan (four from 2012-15).

**CHRISTIAN MCCAFFREY**, San Francisco, can become the sixth player in the Super Bowl era with at least 12,000 scrimmage yards and 90 scrimmage touchdowns in his first eight career seasons, joining Eric Dickerson, Marshall Faulk, Barry Sanders, Emmitt Smith and LaDainian Tomlinson. McCaffrey has 10,505 scrimmage yards and 81 scrimmage touchdowns in his first seven seasons. McCaffrey also:

Needs nine touchdowns in his first nine games to become the eighth player in NFL history with at least 90 scrimmage touchdowns in his first 100 career games, joining LaDainian Tomlinson (114), Emmitt Smith (109), Jim Brown (103), Shaun Alexander (102), Lenny Moore (92) and Adrian Peterson (91) and Jerry Rice (91). McCaffrey has 81 scrimmage touchdowns in 91 career games.

Can become the sixth player in NFL history with at least 2,000 scrimmage yards in three of his first eight career seasons, joining Eric Dickerson (four), Marshall Faulk (four), Priest Holmes (three), Edgerrin James (three) and LaDainian Tomlinson (three).

Can become the second player in NFL history with at least 1,000 rushing yards and 500 receiving yards in five career seasons, joining Marshall Faulk (five).

Can become the sixth player in NFL history with at least 20 scrimmage touchdowns in consecutive seasons and in two career seasons, joining Shaun Alexander (2004-05), Marshall Faulk (2000-01), Priest Holmes (2002-03), Emmitt Smith (1994-95) and LaDainian Tomlinson (2005-06). *Raheem Mostert can also accomplish this feat.*

Can become the second player in NFL history with at least 19 scrimmage touchdowns in three career seasons, joining Emmitt Smith (three).

Needs one game with at least one rushing touchdown and one receiving touchdown to surpass Marshall Faulk (15) for the most such games in NFL history. McCaffrey has 15 career games with at least one rushing touchdown and one receiving touchdown.

Needs six touchdown receptions to join Marshall Faulk (36) as the only running backs in the Super Bowl era with at least 35 touchdown receptions. *Austin Ekeler can also accomplish this feat.*

Can become the second player in NFL history with at least five rushing touchdowns and five receiving touchdowns in three consecutive seasons, joining Marshall Faulk (1999-01) and the first to reach the marks in four career seasons.

Needs 40 receptions to surpass Marshall Faulk (548) for the most receptions by a running back in his first eight seasons in NFL history. McCaffrey has 509 career receptions.

Needs 91 receptions to become the fifth running back in NFL history with at least 600 career receptions, joining Larry Centers (827), Marshall Faulk (767), LaDainian Tomlinson (624) and Keith Byars (610). McCaffrey has 509 career receptions.

**TERRY MCLAURIN**, Washington, needs 75 receptions and 1,000 receiving yards to become the fourth player ever to reach the marks in five of his first six seasons, joining Torry Holt, Brandon Marshall and Randy Moss.

**DK METCALF**, Seattle, needs 900 receiving yards and five touchdown receptions to become the second player in NFL history to reach the marks in each of his first six seasons, joining Randy Moss.

**KYLER MURRAY**, Arizona, needs four rushing touchdowns to become the fifth quarterback ever with at least 30 rushing touchdowns in his first six seasons, joining Josh Allen (53), Cam Newton (48), Jalen Hurts (41 in first four seasons) and Otto Graham (33). Murray has 26 career rushing touchdowns. Murray also:

Needs two games with both a passing touchdown and rushing touchdown to become the fourth quarterback ever with 20 such games in his first six seasons, joining Josh Allen (36), Cam Newton (35) and Daunte Culpepper (20). *Jalen Hurts can also accomplish this feat.*

**PUKA NACUA**, Los Angeles Rams, needs 92 receptions to surpass Justin Jefferson (196) and Michael Thomas (196) for the most-ever by a player in his first two seasons. Nacua had 105 receptions in his rookie season. Nacua also:

Needs 100 receptions to become the first player ever to reach the mark in each of his first two seasons.

Needs 1,014 receiving yards to become the sixth player ever with 2,500 receiving yards in his first two seasons, joining Justin Jefferson (3,016), Odell Beckham Jr. (2,755), Randy Moss (2,726), Bill Groman (2,648) and Ja'Marr Chase (2,501). Nacua had 1,486 receiving yards in his rookie season.

Needs two games with at least 150 receiving yards to become the fourth player ever with five such games in his first two seasons, joining Bill Groman, Randy Moss and Jerry Rice.

**MICAH PARSONS**, Dallas, can become the second player since 1982 with at least 13 sacks in each of his first four NFL seasons, joining Reggie White. Parsons also:

Can become the fourth player since 1982 with at least 10 sacks in each of his first four NFL seasons, joining Dwight Freeney, Derrick Thomas and Reggie White.

Needs 9.5 sacks to become the sixth player since 1982 with at least 50 sacks in his first four NFL seasons, joining Reggie White (70), Derrick Thomas (58), J.J. Watt (57), DeMarcus Ware (53.5) and Dwight Freeney (51). Parsons has 40.5 career sacks.

## WHAT TO LOOK FOR IN 2024

**DAK PRESCOTT**, Dallas, needs two games with at least 400 passing yards to become the sixth quarterback in NFL history with 12 such career games, joining Drew Brees (16), Tom Brady (14), Peyton Manning (14), Dan Marino (13) and Ben Roethlisberger (12). Prescott has 10 career games with at least 400 passing yards. *Patrick Mahomes can also accomplish this feat.* Prescott also:

Needs four games with at least three touchdown passes to become the third quarterback in NFL history with 40 such games in his first nine seasons, joining Dan Marino (46) and Peyton Manning (42). Prescott has 36 career games with at least three touchdown passes. *Patrick Mahomes can also accomplish this feat.*

Needs 405 completions to become the fifth player in NFL history with at least 3,000 completions in his first nine seasons, joining Matt Ryan (3,288), Derek Carr (3,201), Peyton Manning (3,131) and Matthew Stafford (3,005). Prescott has 2,595 career completions.

**BROCK PURDY**, San Francisco, needs six games with a passer rating of 110-or-higher to join Russell Wilson (21) as the only quarterbacks in NFL history with at least 20 such games in their first three seasons. Purdy has 14 career games with a passer rating of 110-or-higher. Purdy also:

Needs three games with a passer rating of 120-or-higher to surpass Russell Wilson (12) for the most such games by a quarterback in his first three seasons in NFL history. Purdy has 10 career games with a passer rating of 120-or-higher.

Needs one game with a passer rating of 130-or-higher to surpass Lamar Jackson (eight) for the most such games by a quarterback in his first three seasons in NFL history. Purdy has eight career games with a passer rating of 130-or-higher.

Needs one game with a passer rating of 140-or-higher to surpass Ed Brown (five) and Frank Filchock (five) for the most such games by a quarterback in his first three seasons in NFL history. Purdy has five career games with a passer rating of 140-or-higher.

**AARON RODGERS**, New York Jets, needs 4,386 passing yards to surpass Philip Rivers (63,440) for the sixth-most passing yards in NFL history. Rodgers has 59,055 career passing yards. Rodgers also:

Needs 3,500 passing yards to tie Drew Brees (14) and Brett Favre (14) for the third-most such seasons ever. Only Tom Brady (20) and Peyton Manning (16) have more.

Needs six games with at least 300 passing yards to become the fifth player in NFL history with 75 such career games, joining Drew Brees (123), Tom Brady (113), Peyton Manning (93) and Matt Ryan (76). Rodgers has 69 career games with at least 300 passing yards.

Needs 34 touchdown passes to surpass Brett Favre (508) for the fourth-most ever. Rodgers has 475 career touchdown passes.

Needs 30 touchdown passes to tie Tom Brady (nine), Brett Favre (nine) and Peyton Manning (nine) for the second-most such seasons ever. Only Drew Brees (10 seasons) has more.

Needs 25 touchdown passes to tie Drew Brees (14) for the third-most such seasons ever. Only Tom Brady (17) and Peyton Manning (16) have more.

Needs 25 touchdown passes in his first 12 games to surpass Peyton Manning (24) as the fastest player ever to reach 500 career touchdown passes.

**DEEBO SAMUEL**, San Francisco, can become the third player ever with at least five rushing touchdowns and five receiving touchdowns in three career seasons, joining Marshall Faulk (three) and Christian McCaffrey (three). Samuel also:

Can become the third player ever with at least 25 touchdown receptions and 20 rushing touchdowns in his first six career seasons, joining Austin Ekeler and Lenny Moore. Samuel has 19 career touchdown receptions and 19 career rushing touchdowns.

Needs 878 receiving yards to join Charley Taylor as the only players with at least 5,000 receiving yards and 1,000 rushing yards in their first six career seasons in NFL history. Samuel has 4,122 receiving yards and 1,007 rushing yards in his first five seasons.

**AMON-RA ST. BROWN**, Detroit, needs 100 receptions to become the third player in NFL history to reach the mark in three of his first four seasons, joining Brandon Marshall and Michael Thomas. St. Brown also:

Needs 90 receptions to become the second player in NFL history to reach the mark in each of his first four seasons, joining Michael Thomas.

Needs 85 receptions to become the third player ever with 400 receptions in his first four seasons, joining Michael Thomas (470) and Jarvis Landry (400). St. Brown has 315 career receptions.

Needs 15 games with at least five receptions to become the second player ever with 50-or-more such games in his first four seasons, joining Michael Thomas (52). St. Brown has 35 games with at least five receptions.

**MATTHEW STAFFORD**, Los Angeles Rams, needs 3,953 passing yards to become the ninth player in NFL history with 60,000 career passing yards. Stafford has 56,047 passing yards. *Aaron Rodgers can also accomplish this feat.* Stafford also:

Needs 977 passing yards to surpass Eli Manning (57,023) for the tenth-most all-time.

Needs 25 touchdown passes to surpass Matt Ryan (381) for the ninth-most all-time. Stafford has 357 career touchdown passes.

Needs 166 completions to become the ninth player ever with 5,000 career completions. Stafford has 4,834 completions.

**C.J. STROUD**, Houston, needs 4,000 passing yards to become the third player in NFL history to reach the mark in each of his first two seasons, joining Justin Herbert and Jameis Winston. Stroud also:

Needs 3,892 passing yards to become the fourth player ever with 8,000 passing yards in his first two seasons, joining Justin Herbert (9,350), Andrew Luck (8,196) and Jameis Winston (8,132). Stroud had 4,108 passing yards in his rookie season.

Needs four games with at least 300 passing yards to become the fifth player ever with 10-or-more such games in his first two seasons, joining Justin Herbert (17), Joe Burrow (11), Patrick Mahomes (10) and Dan Marino (10).

**ADAM THIELEN**, Carolina, needs 63 receptions to become the fourth undrafted player in the common-draft era with at least 700 career receptions, joining Antonio Gates (955), Wes Welker (903) and Rod Smith (849). Thielen has 637 career receptions. Thielen also:

Needs 304 receiving yards to become the fourth undrafted player in the common-draft era with at least 8,000 career receiving yards, joining Antonio Gates (11,841), Rod Smith (11,389) and Wes Welker (9,924). Thielen has 7,696 career receiving yards.

Needs one game with at least 100 receiving yards to join Rod Smith (30 games) and Wes Welker (28) as the only undrafted players since 1967 with 25 career games with 100-or-more receiving yards.

Needs one touchdown reception to become the third undrafted player in the common-draft era with at least 60 career touchdown receptions, joining Antonio Gates (116) and Rod Smith (68). Thielen has 59 career touchdown receptions.

**JAYLEN WADDLE**, Miami, needs 70 receptions and 1,000 receiving yards to become the second player in NFL history to reach the marks in each of his first four seasons, joining Michael Thomas.

**BOBBY WAGNER**, Washington, needs 100 tackles to become the second player since 2000 to reach the mark in 13-or-more consecutive seasons, joining London Fletcher (14 consecutive seasons from 2000-13).

**T.J. WATT**, Pittsburgh, can become the first player since 1982 to lead the NFL in sacks four times. Watt led the league in sacks in 2020, 2021 and 2023. Watt also:

Can become the first player since 1982 with three career seasons of 19-or-more sacks.

Can become the third player since 1982 with four career seasons of 15-or-more sacks, joining Reggie White (five) and J.J. Watt (four).

Can become the fourth player since 1982 with six career seasons of 13-or-more sacks, joining Reggie White (nine), Bruce Smith (seven) and Kevin Greene (six).

Needs 3.5 sacks in his first eight games to become the second-fastest player since 1982 to reach 100 career sacks, surpassing DeMarcus Ware (113 games). Only Reggie White (96) reached the mark faster. Watt has 96.5 sacks in 104 career games. *Myles Garrett can also accomplish this feat.*

Needs 3.5 sacks to become the fourth player since 1982 with at least 100 sacks in his first eight career seasons, joining Reggie White (124), DeMarcus Ware (111) and Jared Allen (105). *Myles Garrett can also accomplish this feat.*

Needs 3.5 sacks to become the third player since 1982 with 100 career sacks prior to his 30th birthday, joining Reggie White (108) and Jared Allen (105). Watt turns 30 years old on October 11, 2024. *Myles Garrett can also accomplish this feat.*

**GARRETT WILSON**, New York Jets, can become the fifth player in NFL history with at least 80 receptions and 1,000 receiving yards in each of his first three seasons, joining Odell Beckham Jr., Ja'Marr Chase, Justin Jefferson and Michael Thomas.

**RUSSELL WILSON**, Pittsburgh, can join Peyton Manning as the only players ever with at least 3,000 passing yards in each of their first 13 seasons. Wilson also:

Needs 16 touchdown passes to become the fourth player in NFL history with at least 350 touchdown passes in his first 13 seasons, joining Peyton Manning (399), Drew Brees (363) and Dan Marino (352). Wilson has 334 career touchdown passes.

**ANTOINE WINFIELD JR.**, Tampa Bay, needs one sack to surpass Bill Bates (15.5) for the second-most sacks by a defensive back in his first five seasons since 1982, when the individual sack became an official statistic. Only Jamal Adams (21.5) has more.

## NFL ACTIVE STATISTICAL LEADERS

### TOP ACTIVE PASSERS

1,000-or-more attempts

				Pct.			Pct.	Had	Pct.	Rating	
		Yrs.	Att.	Comp.	Yards	TD	TD	Int.	Int.	Pts.	
1.	Aaron Rodgers	19	7,661	5,001	65.3	59,055	475	6.2	105	1.4	103.6
2.	Patrick Mahomes	7	3,590	2,386	66.5	28,424	219	6.1	63	1.8	103.5
3.	Deshaun Watson	6	2,089	1,390	66.5	16,756	118	5.6	45	2.2	100.8
4.	Russell Wilson	12	5,665	3,668	64.7	43,653	334	5.9	106	1.9	100.0
5.	Dak Prescott	8	3,873	2,595	67.0	29,459	202	5.2	74	1.9	99.0
6.	Joe Burrow	4	1,895	1,288	68.0	14,083	97	5.1	37	1.9	98.6
7.	Kirk Cousins	12	5,177	3,465	66.9	39,471	270	5.2	110	2.1	98.2
8.	Lamar Jackson	6	2,112	1,362	64.5	15,887	125	5.9	45	2.1	98.0
9.	Jimmy Garoppolo	10	1,895	1,277	67.4	15,494	94	5.0	51	2.7	97.6
10.	Tua Tagovailoa	4	1,638	1,096	66.9	12,639	81	4.9	37	2.3	97.1
11.	Justin Herbert	4	2,422	1,613	66.6	17,223	114	4.7	42	1.7	95.7
12.	Jared Goff	8	4,107	2,657	64.7	30,429	185	4.5	82	2.0	93.6
13.	Derek Carr	10	5,506	3,576	64.9	39,100	242	4.4	107	1.9	92.3
14.	Josh Allen	6	3,145	1,989	63.2	22,703	167	5.3	78	2.5	92.2
15.	Kyler Murray	5	2,239	1,492	66.6	15,647	94	4.2	46	2.1	92.2
16.	Ryan Tannehill	11	4,764	3,063	64.3	34,881	216	4.5	115	2.4	91.2
17.	Jalen Hurts	4	1,578	1,000	63.4	11,764	67	4.2	34	2.2	91.1
18.	Matthew Stafford	15	7,649	4,834	63.2	56,047	357	4.7	180	2.4	91.0
19.	Teddy Bridgewater	9	2,067	1,372	66.4	15,120	75	3.6	47	2.3	90.5
20.	Carson Wentz	8	3,308	2,073	62.7	22,292	153	4.6	67	2.0	89.4
21.	Marcus Mariota	9	2,118	1,327	62.7	15,820	93	4.4	55	2.6	89.2
22.	Tyrod Taylor	13	1,730	1,068	61.7	12,135	65	3.8	29	1.7	88.3
23.	Baker Mayfield	6	2,825	1,750	61.9	20,332	130	4.6	74	2.6	88.1
24.	Andy Dalton	13	5,454	3,408	62.5	38,511	246	4.5	144	2.6	87.6
25.	Jameis Winston	9	2,882	1,763	61.2	22,104	141	4.9	99	3.4	87.0

### TOP ACTIVE SCORERS

(number in parentheses represents 2-point conversions scored)

		Yrs.	TD	FG	PAT	TP
1.	Matt Prater	17	0	401	577	1,780
2.	Justin Tucker	12	0	395	464	1,649
3.	Nick Folk	16	0	382	486	1,632
4.	Greg Zuerlein	12	0	329	382	1,369
5.	Graham Gano	14	0	324	384	1,356
6.	Brandon McManus	10	0	253	312	1,071
7.	Jason Myers	9	0	230	313	1,003
8.	Chris Boswell	9	0	231	276	969
9.	Randy Bullock	11	0	216	295	943
10.	Cairo Santos	10	0	220	282	942
11.	Dustin Hopkins	9	0	223	245	914
12.	Harrison Butker	7	0	197	309	900
	Wil Lutz	7	0	195	315	900
14.	Jake Elliott	7	0	168	271	775
15.	Ka'imi Fairbairn	7	0	175	206	731
16.	Daniel Carlson	6	0	169	200	707
17.	Jason Sanders	6	1	150	233	689
18.	Younghoe Koo	6	0	154	147	609
19.	Davante Adams	10	95	0	(4)	578
	Mike Evans	10	95	0	(4)	578
21.	Matt Gay	5	0	134	173	575
22.	Derrick Henry	8	93	0	(2)	562
23.	Jimmy Graham	13	89	0	(2)	538
24.	Tyreek Hill	8	89	0	0	534
25.	Tyler Bass	4	0	107	205	526

### TOP ACTIVE SCORERS (TOUCHDOWNS)

	Yrs.	Rush	Rec.	Ret.	Tot.	
1.	Davante Adams	10	0	95	0	95
	Mike Evans	10	0	94	1	95
3.	Derrick Henry	8	90	3	0	93
4.	Jimmy Graham	13	0	89	0	89
	Tyreek Hill	8	7	76	6	89
6.	Ezekiel Elliott	8	71	14	0	85
7.	Christian McCaffrey	7	52	29	0	81
8.	DeAndre Hopkins	11	0	78	0	78
	Alvin Kamara	7	54	23	1	78
10.	Travis Kelce	11	2	74	1	77
11.	Austin Ekeler	7	39	30	0	69
12.	Stefon Diggs	9	0	67	0	67
	Julio Jones	13	0	66	1	67
14.	Aaron Jones	7	45	18	0	63
	Tyler Lockett	9	1	59	3	63
16.	Joe Mixon	7	49	13	0	62
17.	James Conner	7	51	10	0	61
	Latavius Murray	10	59	2	0	61
	Adam Thielen	10	1	59	1	61
20.	Keenan Allen	11	0	59	1	60
	Odell Beckham Jr.	9	1	59	0	60
	Amari Cooper	9	0	60	0	60
23.	Brandin Cooks	10	2	57	0	59
24.	Randall Cobb	13	0	54	4	58
25.	Kareem Hunt	7	40	17	0	57

# NFL ACTIVE STATISTICAL LEADERS

## TOP ACTIVE RUSHERS

	Yrs.	Att.	Yards	TD
1. Derrick Henry	8	2,030	9,502	90
2. Ezekiel Elliott	8	2,065	8,904	71
3. Latavius Murray	10	1,560	6,552	59
4. Nick Chubb	6	1,238	6,511	48
5. Joe Mixon	7	1,571	6,412	49
6. Dalvin Cook	7	1,349	6,207	47
7. Christian McCaffrey	7	1,297	6,185	52
8. Aaron Jones	7	1,177	5,940	45
9. Alvin Kamara	7	1,315	5,829	54
10. Josh Jacobs	5	1,305	5,545	46
11. Russell Wilson	12	981	5,307	29
12. Lamar Jackson	6	875	5,258	29
13. Saquon Barkley	6	1,201	5,211	35
14. James Conner	7	1,125	4,876	51
15. David Montgomery	5	1,134	4,624	39
16. Jonathan Taylor	4	925	4,582	40
17. Kareem Hunt	7	1,030	4,436	40
18. Austin Ekeler	7	990	4,355	39
19. Miles Sanders	5	868	4,140	21
20. Devin Singletary	5	888	4,049	20
21. Jamaal Williams	7	1,021	3,958	31
22. Tony Pollard	5	762	3,621	23
23. Josh Allen	6	657	3,611	53
24. Raheem Mostert	9	674	3,513	32
25. Aaron Rodgers	19	719	3,466	35

## TOP ACTIVE SCRIMMAGE YARDS LEADERS

	Yrs.	Rush	Rec	Total	TD
1. Julio Jones	13	163	13,703	13,866	66
2. DeAndre Hopkins	11	21	12,355	12,376	78
3. Mike Evans	10	10	11,680	11,690	94
4. Ezekiel Elliott	8	8,904	2,649	11,553	85
5. Travis Kelce	11	14	11,328	11,342	76
6. Derrick Henry	8	9,502	1,458	10,960	93
7. Tyreek Hill	8	766	10,139	10,905	83
8. Davante Adams	10	-1	10,781	10,780	95
9. Keenan Allen	11	113	10,530	10,643	59
10. Christian McCaffrey	7	6,185	4,320	10,505	81
11. Stefon Diggs	9	162	9,995	10,157	67
12. Alvin Kamara	7	5,829	4,219	10,048	77
13. Brandin Cooks	10	344	9,273	9,617	59
14. Amari Cooper	9	41	9,486	9,527	60
15. Joe Mixon	7	6,412	2,139	8,551	62
16. Jimmy Graham	13	3	8,545	8,548	89
17. Robert Woods	11	514	8,030	8,544	43
18. Tyler Lockett	9	265	7,994	8,259	60
19. Austin Ekeler	7	4,355	3,884	8,239	69
20. Latavius Murray	10	6,552	1,620	8,172	61
21. Odell Beckham Jr.	9	170	7,932	8,102	60
22. Dalvin Cook	7	6,207	1,872	8,079	52
23. Aaron Jones	7	5,940	2,076	8,016	63
24. Randall Cobb	13	364	7,624	7,988	54
25. Adam Thielen	10	178	7,696	7,874	60

## TOP ACTIVE PASS RECEIVERS

	Yrs.	No.	Yards	TD
1. DeAndre Hopkins	11	928	12,355	78
2. Julio Jones	13	914	13,703	66
3. Travis Kelce	11	907	11,328	74
4. Keenan Allen	11	904	10,530	59
5. Davante Adams	10	872	10,781	95
6. Stefon Diggs	9	810	9,995	67
7. Mike Evans	10	762	11,680	94
8. Jimmy Graham	13	719	8,545	89
9. Tyreek Hill	8	717	10,139	76
10. Zach Ertz	11	709	7,434	46
11. Brandin Cooks	10	684	9,273	57
12. Amari Cooper	9	667	9,486	60
13. Robert Woods	11	663	8,030	38
14. Adam Thielen	10	637	7,696	59
15. Randall Cobb	13	630	7,624	54
16. Tyler Lockett	9	612	7,994	59
17. Cooper Kupp	7	567	7,066	51
18. Odell Beckham Jr.	9	566	7,932	59
19. Michael Thomas	7	565	6,569	36
20. Allen Robinson	10	562	7,028	43
21. Chris Godwin	7	529	6,690	34
22. Tyler Boyd	8	513	6,000	31
23. Christian McCaffrey	7	509	4,320	29
24. Alvin Kamara	7	505	4,219	23
25. George Kittle	7	460	6,274	37
DJ Moore	6	460	6,565	29

## TOP ACTIVE INTERCEPTORS

	Yrs.	No.	Yards	TD
1. Patrick Peterson	13	36	409	2
2. Harrison Smith	12	34	498	4
3. Tashaun Gipson	12	33	758	3
Tyrann Mathieu	11	33	501	4
5. Stephon Gilmore	12	31	496	2
6. Justin Simmons	8	30	442	1
7. Xavien Howard	8	29	254	2
8. Kevin Byard	8	28	333	1
Darius Slay	11	28	469	3
10. J.C. Jackson	6	26	229	1
11. Quandre Diggs	9	24	384	2
Duron Harmon	11	24	301	1
Micah Hyde	11	24	252	1
Jordan Poyer	11	24	175	1
15. Kareem Jackson	14	22	389	3
Jalen Ramsey	8	22	260	1
17. Jessie Bates	6	20	275	2
Marcus Williams	7	20	316	1
19. James Bradberry	8	19	150	1
Rasul Douglas	7	19	208	3
Minkah Fitzpatrick	6	19	383	4
Logan Ryan	11	19	198	1
23. Trevon Diggs	4	18	203	2
Rodney McLeod	12	18	181	1
Tre'Davious White	7	18	210	0

## NFL ACTIVE STATISTICAL LEADERS

### TOP ACTIVE PUNT RETURNERS

40-or-more punt returns

	Yrs.	No.	Yards	Avg.	TD
1. Devin Duvernay	4	69	886	12.8	0
2. Gunner Olszewski	5	98	1,170	11.9	2
3. Rashid Shaheed	2	45	532	11.8	1
4. Britain Covey	2	62	725	11.7	0
5. Tyreek Hill	8	88	1,005	11.4	4
6. Nyheim Hines	5	89	1,015	11.4	2
7. Braxton Berrios	5	90	1,002	11.1	0
8. Deonte Harty	5	103	1,075	10.4	2
9. Jamal Agnew	7	124	1,280	10.3	4
10. Jakeem Grant	6	119	1,228	10.3	4
11. Kalif Raymond	7	126	1,294	10.3	1
12. Tarik Cohen	4	96	985	10.3	1
13. DeAndre Carter	6	132	1,294	9.8	0
14. Hunter Renfrow	5	70	680	9.7	0
15. Ray-Ray McCloud	6	138	1,326	9.6	0
16. Jaelon Darden	3	56	526	9.4	0
17. Trent Taylor	6	112	1,051	9.4	0
18. Desmond King	7	109	1,019	9.3	2
19. Patrick Peterson	13	195	1,816	9.3	4
20. Micah Hyde	11	95	884	9.3	3
21. Randall Cobb	13	98	903	9.2	2
22. KaVontae Turpin	2	42	382	9.1	0
23. Mecole Hardman	5	69	616	8.9	1
24. Isaiah McKenzie	7	81	722	8.9	1
25. Brandon Powell	5	86	759	8.8	1

### TOP ACTIVE KICKOFF RETURNERS

40-or-more kickoff returns

	Yrs.	No.	Yards	Avg.	TD
1. Cordarrelle Patterson	11	273	7,989	29.3	9
2. Kene Nwangwu	3	68	1,879	27.6	3
3. Isaiah Rodgers	3	61	1,645	27.0	1
4. Byron Pringle	5	46	1,237	26.9	1
5. Keisean Nixon	5	71	1,875	26.4	1
6. Godwin Igwebuike	4	50	1,287	25.7	0
7. Jamal Agnew	7	122	3,112	25.5	2
8. Randall Cobb	13	76	1,926	25.3	1
9. Deonte Harty	5	76	1,914	25.2	0
10. Tyler Lockett	9	127	3,188	25.1	2
11. Steven Sims	5	55	1,366	24.8	1
12. Alex Erickson	8	110	2,729	24.8	0
13. Devin Duvernay	4	73	1,811	24.8	2
14. Braxton Berrios	5	85	2,108	24.8	1
15. Tremon Smith	6	94	2,323	24.7	1
16. Ameer Abdullah	9	142	3,487	24.6	0
17. Jakeem Grant	6	110	2,699	24.5	2
18. Tony Pollard	5	63	1,500	23.8	1
19. DeeJay Dallas	4	62	1,474	23.8	0
20. Mecole Hardman	5	40	941	23.5	1
21. Chris Moore	8	50	1,169	23.4	0
22. Boston Scott	6	66	1,504	22.8	0
23. Richie James	5	56	1,268	22.6	1
24. Ray-Ray McCloud	6	108	2,438	22.6	0
25. Isaiah McKenzie	7	56	1,264	22.6	0

### TOP ACTIVE PUNTERS

50-or-more punts; leaders based on gross average

	Yrs.	No.	Avg.	LG
1. Ryan Stonehouse	2	143	53.1	74
2. Jake Camarda	2	156	49.4	74
3. Ethan Evans	1	63	49.2	72
4. Jack Fox	4	233	48.4	70
5. AJ Cole	5	309	48.2	83
6. Michael Dickson	6	428	48.0	73
7. Ryan Wright	2	132	48.0	73
8. Blake Gillikin	3	211	47.9	77
9. Tommy Townsend	4	201	47.4	76
10. Cameron Johnston	6	445	47.3	74
11. Logan Cooke	6	400	47.1	72
12. Jordan Stout	2	123	47.0	69
13. Corliss Waitman	2	103	46.9	63
14. Bryce Baringer	1	98	46.9	79
15. Tress Way	10	726	46.9	79
16. Johnny Hekker	12	890	46.9	78
17. Bryan Anger	12	828	46.8	83
18. Corey Bojorquez	6	366	46.8	82
19. Thomas Morstead	15	897	46.8	70
20. Daniel Whelan	1	57	46.2	68
21. Braden Mann	4	250	46.2	72
22. Sam Martin	11	701	46.2	72
23. Trenton Gill	2	133	46.1	76
24. Jake Bailey	5	275	45.9	71
25. Riley Dixon	8	591	45.8	71

### TOP ACTIVE QUARTERBACK SACKERS

	Yrs.	No.
1. Von Miller	12	123.5
2. Cameron Jordan	13	117.5
3. Justin Houston	13	112.0
4. Calais Campbell	16	105.5
5. Khalil Mack	10	101.5
6. T.J. Watt	7	96.5
7. Myles Garrett	7	88.5
8. Danielle Hunter	8	87.5
9. Cameron Heyward	13	80.5
10. Chris Jones	8	75.5
11. Brandon Graham	14	73.0
12. Jerry Hughes	14	70.0
13. Yannick Ngakoue	8	69.0
14. Joey Bosa	8	67.0
15. Matt Judon	8	66.5
16. Preston Smith	9	66.0
17. DeForest Buckner	8	61.0
18. Za'Darius Smith	9	60.0
19. Trey Hendrickson	7	59.5
20. Denico Autry	10	59.0
Shaquil Barrett	9	59.0
22. Melvin Ingram	12	58.5
Demarcus Lawrence	10	58.5
24. Leonard Floyd	8	58.0
Haason Reddick	7	58.0

## COACHES RECORDS

### ACTIVE COACHES' CAREER RECORDS (Order Based on Career Victories)

Start of 2024 Season

Coach	Team(s)	Regular Season				Postseason			Career				
		Yrs.	Won	Lost	Tied	Pct.	Won	Lost	Pct.	Won	Lost	Tied	Pct.
Andy Reid	Philadelphia Eagles, Kansas City Chiefs	25	258	144	1	.641	26	16	.619	284	160	1	.639
Mike Tomlin	Pittsburgh Steelers	17	173	100	2	.633	8	10	.444	181	110	2	.621
Mike McCarthy	Green Bay Packers, Dallas Cowboys	17	167	102	2	.620	11	11	.500	178	113	2	.611
John Harbaugh	Baltimore Ravens	16	160	99	0	.618	12	10	.545	172	109	0	.612
Sean Payton	New Orleans Saints, Denver Broncos	16	160	98	0	.620	9	8	.529	169	106	0	.615
Sean McDermott	Buffalo Bills	7	73	41	0	.640	5	6	.455	78	47	0	.624
Sean McVay	Los Angeles Rams	7	70	45	0	.609	7	4	.636	77	49	0	.611
Kyle Shanahan	San Francisco 49ers	7	64	51	0	.557	8	4	.667	72	55	0	.567
Doug Pederson	Philadelphia Eagles, Jacksonville Jaguars	7	60	53	1	.531	5	3	.625	65	56	1	.537
Matt LaFleur	Green Bay Packers	5	56	27	0	.675	3	4	.429	59	31	0	.656
Jim Harbaugh	San Francisco 49ers, Los Angeles Chargers	4	44	19	1	.695	5	3	.625	49	22	1	.688
Dan Quinn	Atlanta Falcons, Washington Commanders	6	43	42	0	.506	3	2	.600	46	44	0	.511
Todd Bowles	Miami Dolphins, New York Jets, Tampa Bay Buccaneers	7	43	58	0	.426	1	2	.333	44	60	0	.423
Zac Taylor	Cincinnati Bengals	5	37	44	1	.457	5	2	.714	42	46	1	.478
Kevin Stefanski	Cleveland Browns	4	37	30	0	.552	1	2	.333	38	32	0	.543
Nick Sirianni	Philadelphia Eagles	3	34	17	0	.667	2	3	.400	36	20	0	.643
Dan Campbell	Miami Dolphins, Detroit Lions	4	29	33	1	.468	2	1	.667	31	34	1	.477
Dennis Allen	Oakland Raiders, New Orleans Saints	5	24	46	0	.343	0	0	---	24	46	0	.343
Raheem Morris	Tampa Bay Buccaneers, Atlanta Falcons	4	21	38	0	.356	0	0	---	21	38	0	.356
Mike McDaniel	Miami Dolphins	2	20	14	0	.588	0	2	.000	20	16	0	.556
Kevin O'Connell	Minnesota Vikings	2	20	14	0	.588	0	1	.000	20	15	0	.571
Robert Saleh	New York Jets	3	18	33	0	.353	0	0	---	18	33	0	.353
Brian Daboll	New York Giants	2	15	18	1	.456	1	1	.500	16	19	1	.458
DeMeco Ryans	Houston Texans	1	10	7	0	.588	1	1	.500	11	8	0	.579
Matt Eberflus	Chicago Bears	2	10	24	0	.294	0	0	---	10	24	0	.294
Shane Steichen	Indianapolis Colts	1	9	8	0	.529	0	0	---	9	8	0	.529
Antonio Pierce	Las Vegas Raiders	1	5	4	0	.556	0	0	---	5	4	0	.556
Jonathan Gannon	Arizona Cardinals	1	4	13	0	.235	0	0	---	4	13	0	.235
Brian Callahan	Tennessee Titans	0	0	0	0	---	0	0	---	0	0	0	---
Dave Canales	Carolina Panthers	0	0	0	0	---	0	0	---	0	0	0	---
Mike Macdonald	Seattle Seahawks	0	0	0	0	---	0	0	---	0	0	0	---
Jerod Mayo	New England Patriots	0	0	0	0	---	0	0	---	0	0	0	---

# COACHES RECORDS

## COACHES WITH 100 CAREER VICTORIES (Order Based on Career Victories)

Start of 2024 Season

Coach	Team(s)	Regular Season				Postseason			Career				
		Yrs.	Won	Lost	Tied	Pct.	Won	Lost	Pct.	Won	Lost	Tied	Pct.
1. Don Shula	Baltimore Colts, Miami Dolphins	33	328	156	6	.677	19	17	.528	347	173	6	.666
2. Bill Belichick	Cleveland Browns, New England Patriots	29	302	165	0	.647	31	13	.705	333	178	0	.652
3. George Halas	Chicago Bears	40	318	148	31	.682	6	3	.667	324	151	31	.682
4. <b>Andy Reid</b>	<b>Philadelphia Eagles, Kansas City Chiefs</b>	<b>25</b>	<b>258</b>	<b>144</b>	<b>1</b>	<b>.641</b>	<b>26</b>	<b>16</b>	<b>.619</b>	<b>284</b>	<b>160</b>	<b>1</b>	<b>.639</b>
5. Tom Landry	Dallas Cowboys	29	250	162	6	.607	20	16	.556	270	178	6	.603
6. Earl (Curly) Lambeau	Green Bay Packers, Chicago Cardinals, Washington Redskins	33	226	132	22	.631	3	2	.600	229	134	22	.631
7. Chuck Noll	Pittsburgh Steelers	23	193	148	1	.566	16	8	.667	209	156	1	.572
8. Marty Schottenheimer	Cleveland Browns, Kansas City Chiefs, Washington Redskins, San Diego Chargers	21	200	126	1	.613	5	13	.278	205	139	1	.596
9. Dan Reeves	Denver Broncos, New York Giants, Atlanta Falcons	23	190	165	2	.535	11	9	.550	201	174	2	.536
10. Chuck Knox	Los Angeles Rams, Buffalo Bills, Seattle Seahawks	22	186	147	1	.558	7	11	.389	193	158	1	.550
11. Bill Parcells	New York Giants, New England Patriots, New York Jets, Dallas Cowboys	19	172	130	1	.569	11	8	.579	183	138	1	.570
12. Tom Coughlin	Jacksonville Jaguars, New York Giants	20	170	150	0	.531	12	7	.632	182	157	0	.537
13. Pete Carroll	New York Jets, New England Patriots, Seattle Seahawks	18	170	120	1	.586	11	11	.500	181	131	1	.580
<b>Mike Tomlin</b>	<b>Pittsburgh Steelers</b>	<b>17</b>	<b>173</b>	<b>100</b>	<b>2</b>	<b>.633</b>	<b>8</b>	<b>10</b>	<b>.444</b>	<b>181</b>	<b>110</b>	<b>2</b>	<b>.621</b>
15. <b>Mike McCarthy</b>	<b>Green Bay Packers, Dallas Cowboys</b>	<b>17</b>	<b>167</b>	<b>102</b>	<b>2</b>	<b>.620</b>	<b>11</b>	<b>11</b>	<b>.500</b>	<b>178</b>	<b>113</b>	<b>2</b>	<b>.611</b>
Mike Shanahan	Los Angeles Raiders, Denver Broncos, Washington Redskins	20	170	138	0	.552	8	6	.571	178	144	0	.553
Jeff Fisher	Houston/Tennessee Oilers, Tennessee Titans, St. Louis/Los Angeles Rams	22	173	165	1	.512	5	6	.455	178	171	1	.510
18. Mike Holmgren	Green Bay Packers, Seattle Seahawks	17	161	111	0	.592	13	11	.542	174	122	0	.588
19. <b>John Harbaugh</b>	<b>Baltimore Ravens</b>	<b>16</b>	<b>160</b>	<b>99</b>	<b>0</b>	<b>.618</b>	<b>12</b>	<b>10</b>	<b>.545</b>	<b>172</b>	<b>109</b>	<b>0</b>	<b>.612</b>
20. Joe Gibbs	Washington Redskins	16	154	94	0	.621	17	7	.708	171	101	0	.629
21. Paul Brown	Cleveland Browns, Cincinnati Bengals	21	166	100	6	.624	4	8	.333	170	108	6	.612
22. <b>Sean Payton</b>	<b>New Orleans Saints, Denver Broncos</b>	<b>16</b>	<b>160</b>	<b>99</b>	<b>0</b>	<b>.620</b>	<b>9</b>	<b>8</b>	<b>.529</b>	<b>169</b>	<b>106</b>	<b>0</b>	<b>.615</b>
23. Bud Grant	Minnesota Vikings	18	158	96	5	.621	10	12	.455	168	108	5	.608
24. Bill Cowher	Pittsburgh Steelers	15	149	90	1	.623	12	9	.571	161	99	1	.619
25. Marv Levy	Kansas City Chiefs, Buffalo Bills	17	143	112	0	.561	11	8	.579	154	120	0	.562
26. Steve Owen	New York Giants	23	151	100	17	.602	2	8	.200	153	108	17	.586
27. Tony Dungy	Tampa Bay Buccaneers, Indianapolis Colts	13	139	69	0	.668	9	10	.474	148	79	0	.652
28. John Fox	Carolina Panthers, Denver Broncos, Chicago Bears	16	133	123	0	.520	8	7	.533	141	130	0	.520
30. Hank Stram	Kansas City Chiefs, New Orleans Saints	17	131	97	10	.574	5	3	.625	136	100	10	.576
31. Weeb Ewbank	Baltimore Colts, New York Jets	20	130	129	7	.502	4	1	.800	134	130	7	.508
32. Marvin Lewis	Cincinnati Bengals	16	131	122	3	.518	0	7	.000	131	129	3	.504
33. Mike Ditka	Chicago Bears, New Orleans Saints	14	121	95	0	.560	6	6	.500	127	101	0	.557
34. Dick Vermeil	Philadelphia Eagles, St. Louis Rams, Kansas City Chiefs	15	120	109	0	.524	6	5	.545	126	114	0	.525
35. Jim Mora	New Orleans Saints, Indianapolis Colts	15	125	106	0	.541	0	6	.000	125	112	0	.527
36. George Seifert	San Francisco 49ers, Carolina Panthers	11	114	62	0	.648	10	5	.667	124	67	0	.649
37. Sid Gillman	Los Angeles Rams, Los Angeles/San Diego Chargers, Houston Oilers	18	122	99	7	.552	1	5	.167	123	104	7	.542
38. Jon Gruden	Oakland/Las Vegas Raiders, Tampa Bay Buccaneers	15	117	112	0	.511	5	4	.556	122	116	0	.513
39. George Allen	Los Angeles Rams, Washington Redskins	12	116	47	5	.712	2	7	.222	118	54	5	.686
Norv Turner	Washington Redskins, Oakland Raiders, San Diego Chargers	15	114	122	1	.483	4	4	.500	118	126	1	.484
41. Dennis Green	Minnesota Vikings, Arizona Cardinals	13	113	94	0	.546	4	8	.333	117	102	0	.534
42. Don Coryell	St. Louis Cardinals, San Diego Chargers	14	111	83	1	.572	3	6	.333	114	89	1	.561
43. John Madden	Oakland Raiders	10	103	32	7	.759	9	7	.563	112	39	7	.739
44. Ray (Buddy) Parker	Chicago Cardinals, Detroit Lions, Pittsburgh Steelers	15	104	75	9	.581	3	1	.750	107	76	9	.585
45. Vince Lombardi	Green Bay Packers, Washington Redskins	10	96	34	6	.739	9	1	.900	105	35	6	.750
Tom Flores	Oakland/Los Angeles Raiders, Seattle Seahawks	12	97	87	0	.527	8	3	.727	105	90	0	.538
Ron Rivera	Carolina Panthers, Washington Commanders	13	102	103	2	.498	3	5	.375	105	108	2	.493
48. Bill Walsh	San Francisco 49ers	10	92	59	1	.609	10	4	.714	102	63	1	.617

Active coaches in bold.

From 1920-71, tie games were not included in winning percentage

## TIE-BREAKING PROCEDURES

The following procedures will be used to break standings ties for postseason playoffs and to determine regular-season schedules.

Note: Tie games count as one-half win and one-half loss for both clubs.

### TO BREAK A TIE WITHIN A DIVISION

If, at the end of the regular season, two or more clubs in the same division finish with the best won-lost-tied percentage, the following steps will be taken until a champion is determined:

#### TWO CLUBS

1. Head-to-head (best won-lost-tied percentage in games between the clubs).
2. Best won-lost-tied percentage in games played within the division.
3. Best won-lost-tied percentage in common games.
4. Best won-lost-tied percentage in games played within the conference.
5. Strength of victory in all games.
6. Strength of schedule in all games.
7. Best combined ranking among conference teams in points scored and points allowed in all games.
8. Best combined ranking among all teams in points scored and points allowed in all games.
9. Best net points in common games.
10. Best net points in all games.
11. Best net touchdowns in all games.
12. Coin toss.

#### THREE-OR-MORE CLUBS

(Note: If two clubs remain tied after one-or-more clubs are eliminated during any step, tiebreaker restarts at Step 1 of two-club format. If three clubs remain tied after a fourth club is eliminated during any step, tiebreaker restarts at Step 1 of three-club format.)

1. Head-to-head (best won-lost-tied percentage in games among the clubs).
2. Best won-lost-tied percentage in games played within the division.
3. Best won-lost-tied percentage in common games.
4. Best won-lost-tied percentage in games played within the conference.
5. Strength of victory in all games.
6. Strength of schedule in all games.
7. Best combined ranking among conference teams in points scored and points allowed in all games.
8. Best combined ranking among all teams in points scored and points allowed in all games.
9. Best net points in common games.
10. Best net points in all games.
11. Best net touchdowns in all games.
12. Coin toss.

### TO BREAK A TIE FOR THE WILD CARD TEAM

If necessary to break ties to determine the three Wild Card clubs from each conference, the following steps will be taken:

- A. If all the tied clubs are from the same division, apply division tiebreaker.
- B. If the tied clubs are from different divisions, apply the following steps:

#### TWO CLUBS

1. Head-to-head, if applicable.
2. Best won-lost-tied percentage in games played within the conference.
3. Best won-lost-tied percentage in common games, minimum of four.
4. Strength of victory in all games.
5. Strength of schedule in all games.
6. Best combined ranking among conference teams in points scored and points allowed in all games.
7. Best combined ranking among all teams in points scored and points allowed in all games.
8. Best net points in conference games.
9. Best net points in all games.
10. Best net touchdowns in all games.
11. Coin toss.

#### THREE-OR-MORE CLUBS

(Note: If two clubs remain tied after one-or-more clubs are eliminated during any step, tiebreaker restarts at Step 1 of two-club format. If three clubs remain tied after a fourth club is eliminated during any step, tiebreaker restarts at Step 2 of three-club format.)

1. Apply division tiebreaker to eliminate all but highest-ranked club in each division prior to proceeding to Step 2. The original seeding within a division upon application of the division tiebreaker remains the same for all subsequent applications of the procedure that are necessary to identify the two Wild Card participants.
2. Head-to-head sweep (apply only if one has defeated each of the others, or one club has lost to each of the others).
3. Best won-lost-tied percentage in games played within the conference.
4. Best won-lost-tied percentage in common games, minimum of four.
5. Strength of victory in all games.
6. Strength of schedule in all games.
7. Best combined ranking among conference teams in points scored and points allowed in all games.
8. Best combined ranking among all teams in points scored and points allowed in all games.

*(Continued on next page)*



## TIE-BREAKING PROCEDURES

9. Best net points in conference games.
10. Best net points in all games.
11. Best net touchdowns in all games.
12. Coin toss.

When the first Wild Card team has been identified, the procedure is repeated to name the second and third Wild Card (i.e., eliminate all but the highest-ranked club in each division prior to proceeding to Step 2). In situations in which three teams from the same division are involved in the procedure, the original seeding of the teams remains the same for subsequent applications of the tiebreaker if the top-ranked team in that division qualifies for a Wild Card berth.

### OTHER TIE-BREAKING PROCEDURES

1. Only one club advances to the playoffs in any tie-breaking step. Remaining tied clubs revert to the first step of the applicable division or Wild Card tiebreakers. As an example, if two clubs remain tied in any tiebreaker step after all other clubs have been eliminated, the procedure reverts to Step 1 of the two-club format to determine the winner. When one club wins the tiebreaker, all other clubs revert to Step 1 of the applicable two-club or three-club format.
2. In comparing records against common opponents among tied teams, the best won-lost-tied percentage is the deciding factor since teams may have played an unequal number of games.
3. To determine home-field priority among division winners, apply Wild Card tiebreakers.
4. To determine home-field priority for Wild Card qualifiers, apply division tiebreakers (if teams are from the same division) or Wild Card tiebreakers (if teams are from different divisions).
5. To determine the best combined ranking among conference teams in points scored and points allowed, add a team's position in the two categories, and the lowest score wins. For example, if Team A is first in points scored and second in points allowed, its combined ranking is "3." If Team B is third in points scored and first in points allowed, its combined ranking is "4." Team A then wins the tiebreaker. If two teams are tied for a position, both teams are awarded the ranking as if they held it solely. For example, if Team A and Team B are tied for first in points scored, each team is assigned a ranking of "1" in that category, and if Team C is third, its ranking will still be "3."

### TIE-BREAKING PROCEDURE FOR SELECTION MEETING

1. Clubs not participating in the playoffs shall select in the first through 18th positions in reverse-standings order.
2. Clubs participating in the playoffs shall select according to the following procedures:
  - (A) The losers of the Wild Card games shall select in the 19th through 24th positions based on won-loss-tied percentage in reverse-standings order.
  - (B) The losers of the Divisional playoff games shall select in the 25th through 28th positions based on won-loss-tied percentage in reverse-standings order.
  - (C) The losers of the Conference Championship Games shall select 29th and 30th based on won-loss-tied percentage in reverse-standings order.
  - (D) The winner of the Super Bowl game shall select last and the Super Bowl loser will select next-to-last.
3. If ties exist in any grouping, such ties shall be broken by figuring the aggregate won-lost-tied percentage of each involved club's regular-season opponents and awarding preferential selection order to the club that faced the schedule of teams with the lowest aggregate won-lost-tied percentage.
4. If ties still exist, apply the Divisional, Conference or Interconference tie-breaking methods, whichever is applicable.
  - (A) For Divisional or Conference ties, use the procedures on the previous page.
  - (B) For Interconference ties, use the following procedures:
    - (i) Ties involving TWO teams from different conferences will be broken by (a) head-to-head meeting; (b) best won-lost-tied percentage in common games, minimum of four, (c) strength of victory in all games, (d) best combined ranking among all teams in points scored and points allowed in all games, (e) best net points in all games, (f) best net touchdowns in all games, and finally (g) coin toss.
    - (ii) Ties involving THREE-OR-MORE clubs from different conferences will be broken by applying (a) divisional tiebreakers to determine the lowest-ranked team in a division, (b) conference tiebreakers to determine the lowest-ranked team within a conference, and (c) interconference tiebreakers to determine the lowest-ranked team in the league. The process will be repeated until the draft order has been established.

After the selection order for the first round of the draft has been determined, clubs originally involved in two-club ties will alternate positions from round to round. In the cases of ties that originally involved three-or-more clubs, the club at the top of a tied segment in a given round will move to the bottom of the segment for the next round, while all other clubs in the segment move up one place. This rotation will continue throughout the draft.

# DRAFT LIST FOR 2024

89th Annual NFL Draft, April 25-27, 2024; Detroit, Mich.  
+Compensatory selection; #Underclassmen who did not graduate

## ARIZONA CARDINALS

1. # Harrison, Marvin	WR Ohio State	4
1. Robinson, Darius	DT Missouri	27
	from HOU	
2. Melton, Max	DB Rutgers	43
	from ATL	
3. Benson, Trey	RB Florida State	66
3. Adams, Isaiah	G Illinois	71
	from TEN	
3. Reiman, Tip	TE Illinois	82
	from IND	
3. Jones, Elijah	DB Boston College	90
	from HOU	
4. Taylor-Demerson, Dadrion	DB Texas Tech	104
5. Thomas, Xavier	LB Clemson	138
5. Jones, Christian	T Texas	162
	from HOU	
6. Palmer, Tejhaun	WR Alabama-Birmingham	191
	from IND	
7. Davis, Jaden	DB Miami (Fla.)	226
	from NYG	

## ATLANTA FALCONS

1. Penix, Michael	QB Washington	8
2. Orhoro, Ruke	DE Clemson	35
	from ARI	
3. Trice, Bralen	LB Washington	74
4. Dorlus, Brandon	DE Oregon	109
5. Bertrand, J.D.	LB Notre Dame	143
6. McClellan, Jase	RB Alabama	186
	from MIN through ARI	
6. Washington, Casey	WR Illinois	187
6. Logue, Zion	DE Georgia	197
	from CLE	

## BALTIMORE RAVENS

1. # Wiggins, Nate	DB Clemson	30
2. # Rosengarten, Roger	T Washington	62
3. Isaac, Adisa	LB Penn State	93
4. Walker, Devontez	WR North Carolina	113
	from DEN through NYJ	
4. Tampa, T.J.	DB Iowa State	130
5. Ali, Rasheen	RB Marshall	165
6. + Leary, Devin	QB Kentucky	218
	from NYJ	
7. Samac, Nick	C Michigan State	228
	from NYJ	
7. Kane, Sanoussi	DB Purdue	250

## BUFFALO BILLS

2. # Coleman, Keon	WR Florida State	33
	from CAR	
2. # Bishop, Cole	DB Utah	60
3. Carter, DeWayne	DT Duke	95
	from KC	
4. Davis, Ray	RB Kentucky	128
5. Van Pran-Granger, Sedrick	C Georgia	141
	from NYG through CAR	
5. Ulofoshio, Edefuan	LB Washington	160
	from GB	
5. + Solomon, Javon	DE Troy	168
	from NO through GB	
6. Grable, Tylan	T Central Florida	204
6. + Hardy, Daequan	DB Penn State	219
	from GB	
7. Clayton, Travis	T Intl. Player Pathway	221
	from CAR through TEN and KC	

## CAROLINA PANTHERS

1. Legette, Xavier	WR South Carolina	32
	from KC through BUF	
2. # Brooks, Jonathon	RB Texas	46
	from IND	
3. # Wallace, Trevin	LB Kentucky	72
	from NYJ	
4. # Sanders, Ja'Tavion	TE Texas	101
5. Smith-Wade, Chau	DB Washington State	157
	from CLE through MIN and NYJ	
6. Crumedy, Jaden	DE Mississippi State	200
	from DAL through HOU and BUF	
7. Barrett, Michael	LB Michigan	240
	from PIT	

## CHICAGO BEARS

1. # Williams, Caleb	QB Southern California	1
	from CAR	
1. Odunze, Rome	WR Washington	9
3. # Amegadjie, Kiran	T Yale	75
4. Taylor, Tory	P Iowa	122
	from PHI	
5. # Booker, Austin	DE Kansas	144
	reacquired through BUF	

## CINCINNATI BENGALS

1. # Mims, Amarius	T Georgia	18
2. Jenkins, Kris	DT Michigan	49
3. Burton, Jermaine	WR Alabama	80
3. + Jackson, McKinnley	NT Texas A&M	97
4. All, Erick	TE Iowa	115
5. Newton, Josh	DB TCU	149
6. McLachlan, Tanner	TE Arizona	194
6. + Johnson, Cedric	DE Mississippi	214
7. Anthony, Daijahn	DB Mississippi	224
	from ARI through HOU	
7. Lee, Matt	C Miami (Fla.)	237

## CLEVELAND BROWNS

2. # Hall, Michael	DT Ohio State	54
3. Zinter, Zak	G Michigan	85
5. Thrash, Jamari	WR Louisville	156
	from PHI through ARI	
6. Watson, Nathaniel	LB Mississippi State	206
	from BAL	
7. Harden, Myles	DB South Dakota	227
	from TEN	
7. Briggs, Jowon	DT Cincinnati	243

## DALLAS COWBOYS

1. Guyton, Tyler	T Oklahoma	29
	from DET	
2. Kneeland, Marshawn	DE Western Michigan	56
3. Beebe, Cooper	G Kansas State	73
	from MIN through DET	
3. Liufau, Marist	LB Notre Dame	87
5. + Carson, Caelen	DB Wake Forest	174
6. + Flournoy, Ryan	WR Southeast Missouri	216
7. Thomas, Nathan	T Louisiana-Lafayette	233
	from LV	
7. Rogers, Justin	DT Auburn	244

## DENVER BRONCOS

1. Nix, Bo	QB Oregon	12
3. # Ellis, Jonah	LB Utah	76
4. # Franklin, Troy	WR Oregon	102
	from WAS through SEA	
5. Abrams-Draine, Kris	DB Missouri	145
	from NYJ	
5. # Estime, Audric	RB Notre Dame	147
7. Vele, Devaughn	WR Utah	235
	from SEA	
7. + Gargiulo, Nick	G South Carolina	256
	from NYJ	

# DRAFT LIST FOR 2024

## DETROIT LIONS

1. # Arnold, Terrion	DB	Alabama	24
from DAL			
2. # Rakestraw, Ennis	DB	Missouri	61
4. Manu, Giovanni	T	British Columbia, Can.	126
from GB through NYJ			
4. #+ Vaki, Stone	RB	Utah	132
from SF through PHI			
6. # Wingo, Mekhi	DT	LSU	189
from DEN through LAR, BUF and HOU			
6. + Mahogany, Christian	G	Boston College	210
from PHI			

## GREEN BAY PACKERS

1. Morgan, Jordan	T	Arizona	25
2. Cooper, Edgerrin	LB	Texas A&M	45
from DEN through NO			
2. # Bullard, Javon	DB	Georgia	58
3. Lloyd, MarShawn	RB	Southern California	88
3. Hopper, TyRon	LB	Missouri	91
from BUF			
4. Williams, Evan	DB	Oregon	111
from NYJ			
5. Monk, Jacob	C	Duke	163
from BUF			
5. + Oladapo, Kitan	DB	Oregon State	169
6. Glover, Travis	T	Georgia State	202
7. Pratt, Michael	QB	Tulane	245
7. #+ King, Kalen	DB	Penn State	255

## HOUSTON TEXANS

2. # Lassiter, Kamari	DB	Georgia	42
from MIN			
2. # Fisher, Blake	T	Notre Dame	59
2. # Bullock, Calen	DB	Southern California	78
from SEA through WAS and PHI			
4. Stover, Cade	TE	Ohio State	123
from CLE through HOU and PHI			
6. Hill, Jamal	LB	Oregon	188
from LV through NE and MIN			
6. Jordan, Jawhar	RB	Louisville	205
from DET			
7. Byrd, Solomon	DE	Southern California	238
from NO			
7. Harris, Marcus	DT	Auburn	247
7. Henderson, LaDarius	G	Michigan	249
from DET			

## INDIANAPOLIS COLTS

1. Latu, Laiatu	DE	UCLA	15
2. # Mitchell, Adonai	WR	Texas	52
from LAR through CAR			
3. Goncalves, Matt	T	Pittsburgh	79
from JAX through ATL and ARI			
4. Bortolini, Tanor	G	Wisconsin	117
5. Gould, Anthony	WR	Oregon State	142
from TEN through CAR			
5. Carlies, Jaylon	LB	Missouri	151
5. Simpson, Jaylin	DB	Auburn	164
from DET through PHI			
6. Abraham, Micah	DB	Marshall	201
from TB through DET and PHI			
7. Laulu, Jonah	DT	Oklahoma	234

## JACKSONVILLE JAGUARS

1. # Thomas, Brian	WR	LSU	23
from CLE through HOU and MIN			
2. # Smith, Maason	DT	LSU	48
3. + Jones, Jarrian	DB	Florida State	96
4. Foster, Javon	T	Missouri	114
4. Jefferson, Jordan	NT	LSU	116
from NO			
5. Prince, Deantre	DB	Mississippi	153
5. Robinson, Keilan	RB	Texas	167
from KC through MIN			
6. #+ Little, Cam	K	Arkansas	212
7. Cole, Myles	DE	Texas Tech	236

## KANSAS CITY CHIEFS

1. # Worthy, Xavier	WR	Texas	28
from BUF			
2. # Suamataia, Kingsley	T	BYU	63
from SF			
4. Wiley, Jared	TE	TCU	131
4. #+ Hicks, Jaden	DB	Washington State	133
from BUF			
5. Nourzad, Hunter	C	Penn State	159
from DAL			
6. + Hadden, Kamal	DB	Tennessee	211
from SF			
7. Hanson, C.J.	G	Holy Cross	248
from BUF			

## LAS VEGAS RAIDERS

1. # Bowers, Brock	TE	Georgia	13
2. # Powers-Johnson, Jackson	G	Oregon	44
3. Glaze, Delmar	T	Maryland	77
4. Richardson, Decamerion	DB	Mississippi State	112
5. Eichenberg, Tommy	LB	Ohio State	148
6. Laube, Dylan	RB	New Hampshire	208
from KC			
7. Taylor, Trey	DB	Air Force	223
from NE			
7. Devonshire, M.J.	DB	Pittsburgh	229
from MIN			

## LOS ANGELES CHARGERS

1. # Alt, Joe	T	Notre Dame	5
2. McConkey, Ladd	WR	Georgia	34
from NE			
3. # Colson, Junior	LB	Michigan	69
4. Eboigbe, Justin	DE	Alabama	105
5. Still, Tarheeb	DB	Maryland	137
from NE			
5. Hart, Cam	DB	Notre Dame	140
6. Vidal, Kimani	RB	Troy	181
7. Rice, Brenden	WR	Southern California	225
7. + Johnson, Cornelius	WR	Michigan	253

## LOS ANGELES RAMS

1. Verse, Jared	DE	Florida State	19
2. Fiske, Braden	DT	Florida State	39
from NYG through CAR			
3. Corum, Blake	RB	Michigan	83
3. + Kinchens, Kamren	DB	Miami (Fla.)	99
5. Jackson, Brennan	DE	Washington State	154
6. Davis, Tyler	DT	Clemson	196
6. + Karty, Joshua	K	Stanford	209
6. + Whittington, Jordan	WR	Texas	213
6. + Limmer, Beaux	C	Arkansas	217
7. + Leveston, K.T.	T	Kansas State	254

# DRAFT LIST FOR 2024

## MIAMI DOLPHINS

1. #	Robinson, Chop	LB	Penn State	21
2.	Paul, Patrick	T	Houston	55
4. #	Wright, Jaylen	RB	Tennessee from LAR through PIT and PHI	120
5.	Kamara, Mohamed	LB	Colorado State	158
6.	Washington, Malik	WR	Virginia from CHI	184
6.	McMorris, Patrick	DB	California	198
7.	Washington, Tahj	WR	Southern California	241

## MINNESOTA VIKINGS

1. #	McCarthy, J.J.	QB	Michigan from NYJ	10
1. #	Turner, Dallas	LB	Alabama from JAX	17
4.	Jackson, Khyree	DB	Oregon	108
6.	Rouse, Walter	T	Oklahoma from CAR through JAX	177
6.	Reichard, Will	K	Alabama from HOU through CLE, DEN and NYJ	203
7.	Jurgens, Michael	C	Wake Forest from ATL through CLE and ARI	230
7.	Rodriguez, Levi Drake	DT	Texas A&M-Commerce from DEN through SF and HOU	232

## NEW ENGLAND PATRIOTS

1. #	Maye, Drake	QB	North Carolina	3
1. #	Polk, Ja'Lynn	WR	Washington from LAC	37
3.	Wallace, Caedan	T	Penn State	68
4.	Robinson, Layden	G	Texas A&M	103
4.	Baker, Javon	WR	Central Florida from CHI through LAC	110
6.	Dial, Marcellas	DB	South CAR	180
6.	Milton, Joe	QB	Tennessee from JAX	193
7.	Bell, Jaheim	TE	Florida State from CHI	231

## NEW ORLEANS SAINTS

1.	Fuaga, Taliase	T	Oregon State	14
2.	McKinstry, Kool-Aid	DB	Alabama from NYJ through GB	41
5.	Rattler, Spencer	QB	South Carolina	150
5. +	Means, Bub	WR	Pittsburgh	170
5. +	Ford, Jaylan	LB	Texas	175
6.	Boyd, Christian	DT	Northern Iowa from PHI	199
7.	Ezirim, Josiah	T	Eastern Kentucky from LAR through DEN	239

## NEW YORK GIANTS

1. #	Nabers, Malik	WR	LSU	6
2.	Nubin, Tyler	DB	Minnesota from SEA	47
3.	Phillips, Andru	DB	Kentucky	70
4.	Johnson, Theo	TE	Penn State	107
5.	Tracy, Tyrone	RB	Purdue from SF through CAR	166
6.	Muasau, Darius	LB	UCLA	183

## NEW YORK JETS

1.	Fashanu, Olu	T	Penn State from MIN	11
3.	Corley, Malachi	WR	Western Kentucky from CAR	65
4. #+	Allen, Braelon	RB	Wisconsin from BAL	134
5. +	Travis, Jordan	QB	Florida State from PHI	171
5. +	Davis, Isaiah	RB	South Dakota State	173
5. +	Stiggers, Qwan'tez	DB	No College from SF	176
7. +	Key, Jaylen	DB	Alabama	257

## PHILADELPHIA EAGLES

1.	Mitchell, Quinyon	DB	Toledo	22
2. #	DeJean, Cooper	DB	Iowa from CHI through WAS	40
3.	Hunt, Jalix	LB	Houston Christian From SF	94
4.	Shipley, Will	RB	Clemson from HOU	127
5.	Smith, Anias	WR	Texas A&M from SEA through WAS	152
5. #	Trotter, Jeremiah	LB	Clemson from PIT through LAR, CAR and IND	155
5. +	Keegan, Trevor	G	Michigan	172
6.	Wilson, Johnny	WR	Florida State from NYJ	185
6.	McMahon, Dylan	C	North Carolina State from NO through GB and NYJ	190

## PITTSBURGH STEELERS

1.	Fautanu, Troy	T	Washington	20
2.	Frazier, Zach	C	West Virginia	51
3.	Wilson, Roman	WR	Michigan	84
3. +	Wilson, Payton	LB	North Carolina State from PHI	98
4.	McCormick, Mason	G	South Dakota State	119
6.	Lee, Logan	DE	Iowa from ARI through CAR	178
6.	Watts, Ryan	DB	Texas	195

## SAN FRANCISCO 49ERS

1.	Pearsall, Ricky	WR	Florida	31
2.	Green, Renardo	DB	Florida State from KC	64
3.	Puni, Dominick	G	Kansas from PHI through HOU and PHI	86
4.	Mustapha, Malik	DB	Wake Forest from DAL	124
4.	Guerendo, Isaac	RB	Louisville from DET through MIN and NYJ	129
4.	Cowing, Jacob	WR	Arizona	135
6. +	Kingston, Jarrett	T	Southern California	215
6.	Bethune, Tatum	LB	Florida State	251

## SEATTLE SEAHAWKS

1.	Murphy, Byron	DT	Texas	16
3.	Haynes, Christian	G	Connecticut from NO through DEN	81
4.	Knight, Tyrice	LB	UTEP	118
4.	Barner, A.J.	TE	Michigan from MIA through DEN	121
5.	Pritchett, Nehemiah	DB	Auburn from CAR through CLE and DEN	136
6.	Laumea, Sataoa	T	Utah from WAS	179
6.	James, D.J.	DB	Auburn	192
6.	Jerrell, Michael	T	Findlay from SF through DEN	207

# DRAFT LIST FOR 2024

## TAMPA BAY BUCCANEERS

1.	Barton, Graham	.....C	Duke	26
2.	Braswell, Chris	.....LB	Alabama	57
3.	Smith, Tykee	.....DB	Georgia	89
3.	McMillan, Jalen	.....WR	Washington	92
	from DET			
4. #	Irving, Bucky	.....RB	Oregon	125
6. +	Klein, Elijah	.....G	UTEP	220
7.	Culp, Devin	.....TE	Washington	246

## TENNESSEE TITANS

1. #	Latham, J.C.	.....T	Alabama	7
2.	Sweat, T'Vondre	.....NT	Texas	38
4.	Gray, Cedric	.....LB	North Carolina	106
5.	Brownlee, Jarvis	.....DB	Louisville	146
	from MIN through PHI			
6.	Jackson, Jha'Quan	.....WR	Tulane	182
	reacquired through PHI			
7. #	Williams, James	.....LB	Miami (Fla.)	242
	from PHI			
7.	Harrell, Jaylen	.....LB	Michigan	252
	from KC			

## WASHINGTON COMMANDERS

1.	Daniels, Jayden	.....QB	LSU	2
2.	Newton, Jer'Zhan	.....DT	Illinois	36
2.	Sainristil, Mike	.....DB	Michigan	50
	from NO through PHI			
2.	Sinnott, Ben	.....TE	Kansas State	53
	from PHI			
3.	Coleman, Brandon	.....T	TCU	67
3. +	McCaffrey, Luke	.....WR	Rice	100
	from SF			
5.	Magee, Jordan	.....LB	Temple	139
5.	Hampton, Dominique	.....DB	Washington	161
	from TB through PHI			
7.	Jean-Baptiste, Javontae	.....DE	Notre Dame	222

## NUMBER OF PLAYERS DRAFTED—2024

### BY POSITION:

Defensive Backs	.....54
Wide Receivers	.....35
Linebackers	.....31
Tackles	.....30
Running Backs	.....20
Defensive Ends	.....16
Defensive Tackles	.....16
Guards	.....15
Tight Ends	.....12
Quarterbacks	.....11
Centers	.....10
Kickers	.....3
Nose Tackles	.....3
Punters	.....1

### BY CONFERENCE:

Southeastern Conference	.....59
Pac-12	.....43
Big Ten	.....42
Atlantic Coast	.....41
Big 12	.....31
(Independent)	.....8
Sun Belt	.....6
American Athletic	.....5
Missouri Valley	.....4
Conference USA	.....3
Mid-American	.....2
Mountain West	.....2
Southland	.....2
Canada West Universities	.....1
Colonial Athletic	.....1
Great Lakes Intercollegiate	.....1
Ivy	.....1
Ohio Valley	.....1
Patriot	.....1
United	.....1

### BY COLLEGE:

Michigan	.....13
Texas	.....11
Alabama	.....10
Florida State	.....10
Washington	.....10
Georgia	.....8
Oregon	.....8
Penn State	.....8
Notre Dame	.....7
Southern California	.....7
Clemson	.....6
LSU	.....6
Missouri	.....6
Auburn	.....5
Utah	.....5
Illinois	.....4
Iowa	.....4
Kentucky	.....4
Louisville	.....4
Miami (Fla.)	.....4
Ohio State	.....4
South Carolina	.....4
Texas A&M	.....4
Arizona	.....3
Duke	.....3
Kansas State	.....3
Mississippi	.....3
Mississippi State	.....3
North Carolina	.....3
Oklahoma	.....3
Oregon State	.....3
Pittsburgh	.....3
TCU	.....3
Tennessee	.....3
Wake Forest	.....3
Washington State	.....3
Arkansas	.....2
Boston College	.....2
Central Florida	.....2
Kansas	.....2
Marshall	.....2
Maryland	.....2
North Carolina State	.....2
Purdue	.....2
South Dakota State	.....2
Texas Tech	.....2
Troy	.....2
Tulane	.....2
UCLA	.....2
UTEP	.....2
Wisconsin	.....2
Air Force	.....1
Alabama-Birmingham	.....1
British Columbia, Can.	.....1
BYU	.....1
California	.....1
Cincinnati	.....1
Colorado State	.....1
Connecticut	.....1
Eastern Kentucky	.....1
Findlay	.....1
Florida	.....1
Georgia State	.....1
Holy Cross	.....1
Houston	.....1
Houston Christian	.....1
International Player	.....1
Pathway Program	.....1
Iowa State	.....1
Louisiana-Lafayette	.....1
Michigan State	.....1
Minnesota	.....1
New Hampshire	.....1
Northern Iowa	.....1
Rice	.....1
Rutgers	.....1
South Dakota	.....1
Southeast Missouri	.....1
Stanford	.....1
Temple	.....1
Texas A&M-Commerce	.....1
Toledo	.....1
Virginia	.....1
West Virginia	.....1
Western Kentucky	.....1
Western Michigan	.....1
Yale	.....1

## PLAYERS WITH REMAINING COLLEGE ELIGIBILITY SELECTED

				In Top
Year	Eligible*	Drafted	10	
1990	28	18	5	
1991	23	19	1	
1992	30	21	5	
1993	34	24	5	
1994	31	25	6	
1995	33	22	2	
1996	24	16	4	
1997	34	25	6	
1998	32	19	3	
1999	35	22	5	
2000	26	20	4	
2001	36	27	5	
2002	37	26	2	
2003	45	32	5	
2004	41	35	5	
2005	49	37	4	
2006	48	33	6	
2007	40	29	5	
2008	53	39	4	
2009	46	41	5	
2010	53	46	5	
2011	56	43	8	
2012	65	44	8	
2013	73	52	3	
2014	102	61	6	
2015	84	55	6	
2016	107	70	8	
2017	103	67	8	
2018	119	70	5	
2019	135	73	7	
2020	115	72	6	
2021	128	100	9	
2022	100	69	9	
2023	82	74	7	
2024	58	49	7	

\*Players who fulfilled their degree requirements with remaining college-football eligibility and were eligible for selection are included.

## INSTANT REPLAY

The NFL uses a system of Instant Replay Review to aid officiating. The following procedures will be used:

**Coach Challenges:** In each game, a team will be permitted two challenges that will initiate Instant Replay reviews. The Head Coach can initiate a challenge by throwing a red flag onto the field of play before the next legal snap or kick. Each challenge requires an available team timeout. A team that is out of timeouts, or has used all its available challenges, may not attempt to initiate a challenge. If a challenge is unsuccessful, the team will be charged a timeout. If a team is successful on one of its challenges, it is allowed a third challenge, but a fourth challenge will not be permitted.

The Head Coach may challenge on-field rulings identified in the Reviewable Plays section below, except for those plays that only the Replay Official can challenge. If a team initiates a challenge when it is not permitted to do so, it will be charged a timeout. The penalty for initiating a challenge when a team has exhausted its timeouts is a loss of 15 yards.

**Replay Official Request for Review:** Only the Replay Official or the Senior Vice President of Officiating or his or her designee may challenge a play that 1) begins after the two-minute warning of each half, 2) happens throughout any overtime period, 3) happens when points are scored by either team, 4) is a Try attempt (successful or unsuccessful), or 5) in which the final on-field ruling includes:

- An interception by an opponent;
- A fumble or backward pass recovered by an opponent or that goes out of bounds through the opponent's end zone;
- A possession by the kicking team at the end of any free kick or scrimmage kick down;
- A play in which the offense failed to reach the line to gain on fourth down; or
- A disqualification of a player.

Such plays can be challenged only by the Replay Official or the Senior Vice President of Officiating or his or her designee, including when a foul is committed on the play that, if accepted, would negate the on-field ruling.

There is no limit to the number of Replay Reviews that may be initiated by the Replay Official. The Replay Official may only challenge a play until the next legal snap or kick.

**Replay Reviews:** All Replay Reviews will be conducted by the Senior Vice President of Officiating or his or her designee. Reviews are conducted in consultation with the Replay Official and the Referee, who will have access to a field-level video monitor. An on-field ruling will be changed only when the Senior Vice President of Officiating or his or her designee determines that clear and obvious video evidence warrants a change.

A replay-review decision must be made within 60 seconds from when video is sent to the hand-held, field-level device.

All reviewable aspects of the play may be examined and are subject to reversal, even if not identified in a coach's challenge or if not the specific reason for a Replay Official's request for review.

**Reviewable Plays:** The Replay System will cover the following play situations:

- Plays involving possession.
- Plays involving touching of either the ball or the ground.
- Plays governed by the goal line.
- Plays governed by the boundary lines.
- Plays governed by the line of scrimmage.
- Plays governed by the line to gain.
- Number of players on the field, even when a foul is not called.
- Game administration:
  - Penalty enforcement.
  - Proper down.
  - Spot of a foul.
  - Status of the game clock.
- Disqualification of a player for football and non-football acts.
- Other reviewable plays:
  - Direction of a pass.
  - Illegal forward pass.
  - Field goal or Try attempt.
  - Illegal forward handoff.
  - Ball touching a foreign object.

When the on-field ruling results in a dead ball (e.g., score, down by contact, incomplete pass, etc.), and following replay review, it is determined that possession was lost before the ball should have been ruled dead, possession can be awarded to a player who clearly recovers a loose ball in the immediate continuing action. When the on-field ruling is an incomplete pass and there is no clear recovery, the ball will be awarded to the team last in possession at the spot where it lost possession. A loose ball that touches out of bounds is deemed a clear recovery by the player who last possessed the ball. A preliminary ruling by on-field officials of which team recovered the ball can also constitute a clear recovery.

When a ruling is changed in replay, the game clock will be reset to the time when the ball should have been declared dead and the clock status is determined by rule. The game clock is not reset if the on-field ruling is not changed in replay.

When a changed ruling after the two-minute warning results in a game clock that would start before the snap, the clock is reset to the time when the play should have ended, and the clock will run for 10 seconds from the reset time. If less than 10 seconds remain in the half or the game, the half or the game is over. Either team may use a team timeout to avoid the 10-second runoff.

**INSTANT REPLAY HISTORY**

From 1986-91, a limited system of Instant Replay was used on a year-by-year basis. Replay also was experimented with during the 1996 and 1998 preseasons.

For the 1999 season, the NFL introduced a system of Referee Replay Review to aid officiating. That system was extended on a one-year basis for the 2000 season and then approved for the next three years through 2003. The system was extended on a five-year basis in March 2004 and was later installed permanently in March 2007.

Following are the results of the different systems:

**REGULAR SEASON, 1986-91**

Year	Games	Plays Closely Reviewed	Reversals
1986	224	374	38
1987	210	490	57
1988	224	537	53
1989	224	492	65
1990	224	504	73
1991	224	570	90
<b>TOTAL</b>	<b>1,330</b>	<b>2,967</b>	<b>376</b>

**PRESEASON, 1996 & 1998**

Year	Games	Plays Closely Reviewed	Reversals
1996	10	13	3
1998	10	10	3
<b>TOTAL</b>	<b>20</b>	<b>23</b>	<b>6</b>

**REGULAR SEASON, 1999-2023**

Year	Games	Total Replay Stoppages	Coaches Challenges	Total Replay Reversals
1999	248	195	133	57
2000	248	247	179	84
2001	248	258	191	89
2002	256	294	208	94
2003	256	255	184	66
2004	256	283	233	88
2005	256	295	223	92
2006	256	311	237	107
2007	256	327	250	122
2008	256	315	229	117
2009	256	328	228	126
2010	256	361	252	133
2011	256	390	209	172
2012	256	435	157	170
2013	256	423	183	185
2014	256	439	165	151
2015	256	415	201	176
2016	256	345	168	149
2017	256	429	182	196
2018	256	349	156	172
2019	256	417	217	196
2020	256	364	148	198
2021	272	279	131	158
2022	271	283	131	164
2023	272	334	148	194
<b>TOTAL</b>	<b>6,423</b>	<b>8,371</b>	<b>4,743</b>	<b>3,456</b>

*Information on these two pages as of June 2024*

# WAIVER & PERSONNEL INFORMATION

## WAIVERS

The waiver system is a procedure by which player contracts or NFL rights to players are made available by a club to other clubs in the league. During the procedure, the 31 other clubs either file claims to obtain the players or waive the opportunity to do so—thus the term “waiver.” Claiming clubs are assigned players on a priority based on the inverse of won-and-lost standing. With certain exceptions, the claiming period is 24 hours from the first business day after the Super Bowl through the conclusion of the regular season. If a player passes through waivers unclaimed, he becomes a free agent. All waivers are no recall and no withdrawal. Under the Collective Bargaining Agreement, from the beginning of the waiver system each year through the trading deadline, any veteran who has acquired four years of pension credit is not subject to the waiver system if the club desires to release him. After the trading deadline, such players are subject to the waiver system.

## ACTIVE/INACTIVE LIST

The Active/Inactive List is the principal status for players participating for a club. It consists of all players under contract who are eligible for preseason, regular-season and postseason games. Clubs are permitted to open training camp with no more than 90 players under contract and thereafter must meet a mandatory roster reduction prior to the season-opener. Clubs will be permitted an Active List of 47 players (or 48 players if teams carry eight offensive linemen) and an Inactive List of five or six players to complete their 53-player rosters for each regular-season and postseason game. A club that does not carry three quarterbacks on its 47/48-player Active List is permitted to designate one quarterback from its Inactive List as its emergency Third Quarterback. A Third Quarterback can be activated during a game if the club's first two quarterbacks are disqualified, injured or undergoing a medical examination. In addition, each club is permitted to elevate two players from its Practice Squad each week to increase its roster to 54 or 55 players.

## PRACTICE SQUAD

Clubs are permitted to establish Practice Squads of up to 16 players who are eligible to participate in practice, but these players remain free agents and are eligible to sign with any other team. An additional 17th player may be signed if the player qualifies as an International Player.

## PRESEASON ROSTER DATES, 2024

Aug. 27 .....Roster reduction to 53 players  
 Aug. 28 .....Teams establish practice squads

In addition to the squad limits described above, the overall roster limit of 90 players remains in effect throughout the regular season and postseason. The overall limit is applicable to players on a team's Active, Inactive and certain exempt lists, players on the Practice Squad, and players on the Reserve List as Injured, Physically Unable to Perform, Non-Football Illness/Injury, and Suspended by Club.

## RESERVE LIST

The Reserve List is a status for players who, for reasons of injury, retirement, military service, or other circumstances, are not immediately available for participation with a club. Except for eight players who must be Designated for Return, players on Reserve/Injured are not eligible to practice or return to the Active/Inactive List in the same season that they are placed on Reserve. Players in the category of Reserve/Retired, Reserve/Did Not Report or Reserve/Exclusive Rights, and players who were placed in the category of Reserve/Left Squad in a previous season, may not be reinstated after a club's Week 13 game. No reinstatement may occur in the last five weeks of the regular season through the postseason.

## ANNUAL ACTIVE PLAYER LIMITS

2023-24.....	***47
2020-22.....	^47
2011-19.....	46
1991-2010.....	**45
1985-90.....	45
1983-84.....	49
1982.....	†45-49
1978-81.....	45
1975-77.....	43
1974.....	47
1964-73.....	40
1963.....	37
1961-62.....	36
1960.....	38
1959.....	36
1957-58.....	35
1951-56.....	33
1949-50.....	32
1948.....	35
1947.....	*35-34
1945-46.....	33
1943-44.....	28
1940-42.....	33
1938-39.....	30
1936-37.....	25
1935.....	24
1930-34.....	20
1926-29.....	18
1925.....	16
* 35 for first three games	
† 45 for first two games	
** Plus a third quarterback	
^ 48 if activating eight offensive linemen	

## AMERICAN FOOTBALL LEAGUE

Limit

1966-69.....	40
1965.....	38
1964.....	34
1962-63.....	33
1960-61.....	35

## NFL FREE AGENCY MOVEMENT

The following chart details veteran free agents who signed with new teams:

	Unrestricted	Restricted	Transition	Franchise	TOTALS
1993	108	8	4	1	121
1994	121	7	4	0	132
1995	171	6	2	0	179
1996	100	4	2	0	106
1997	86	2	2	0	90
1998	112	4	1	2	119
1999	115	2	1	0	118
2000	107	4	0	0	111
2001	93	4	0	0	97
2002	130	1	0	0	131
2003	111	5	1	0	117
2004	124	1	1	0	126
2005	104	3	0	0	107
2006	149	4	1	0	154
2007	126	4	0	0	130
2008	132	3	0	0	135
2009	128	0	0	0	128
2010	51	1	0	0	52
2011	163	0	0	0	163
2012	143	0	0	0	143
2013	165	0	0	0	165
2014	159	1	0	0	160
2015	141	0	1	0	142
2016	128	2	0	0	130
2017	169	2	0	0	171
2018	172	3	0	0	175
2019	155	0	0	0	155
2020	169	0	0	0	169
2021	188	0	0	0	188
2022	193	0	0	0	193
2023	214	0	0	0	214
2024	218	0	0	0	218





# The AFC

Baltimore Ravens .....	43
Buffalo Bills .....	49
Cincinnati Bengals .....	55
Cleveland Browns .....	61
Denver Broncos.....	67
Houston Texans .....	73
Indianapolis Colts.....	79
Jacksonville Jaguars .....	85
Kansas City Chiefs .....	91
Las Vegas Raiders .....	97
Los Angeles Chargers .....	103
Miami Dolphins .....	109
New England Patriots.....	115
New York Jets .....	121
Pittsburgh Steelers.....	127
Tennessee Titans.....	133





## American Football Conference

### North Division

1 Winning Drive  
Owings Mills, MD 21117  
Telephone: (410) 701-4000

Team Colors: Black, Purple, Metallic Gold

## 2024 SCHEDULE

### PRESEASON

Aug. 9 Philadelphia .....7:30 PM  
Aug. 17 Atlanta .....12:00 PM  
Aug. 24 at Green Bay .....1:00 PM

### REGULAR SEASON

Sep. 5 at Kansas City (Thu) .....8:20 PM  
Sep. 15 Las Vegas .....1:00 PM  
Sep. 22 at Dallas .....4:25 PM  
Sep. 29 Buffalo .....8:20 PM  
Oct. 6 at Cincinnati .....1:00 PM  
Oct. 13 Washington .....1:00 PM  
Oct. 21 at Tampa Bay (Mon) .....8:15 PM  
Oct. 27 at Cleveland .....1:00 PM  
Nov. 3 Denver .....1:00 PM  
Nov. 7 Cincinnati (Thu) .....8:15 PM  
Nov. 17 at Pittsburgh .....1:00 PM  
Nov. 25 at L.A. Chargers (Mon) ...8:15 PM  
Dec. 1 Philadelphia .....4:25 PM  
BYE  
Dec. 15 at N.Y. Giants .....1:00 PM  
Dec. 21 Pittsburgh (Sat) .....4:30 PM  
Dec. 25 at Houston (Wed) .....4:30 PM  
TBD Cleveland .....TBD

*\*All times ET; During the Flex Scheduling Windows, the games initially scheduled for Sunday Night Football, Monday Night Football, and Thursday Night Football are tentatively scheduled and subject to change.*

**Stadium:** M&T Bank Stadium  
1101 Russell Street  
Baltimore, MD 21230

**Opened:** 1998  
**Capacity:** 70,765  
**Playing Surface:** Grass

**Training Camp:**  
1 Winning Drive  
Owings Mills, MD 21117

## CLUB OFFICIALS

Owner: Steve Bisciotti  
President: Sashi Brown  
Executive Vice President & General Manager: Eric DeCosta  
Executive Vice President: Ozzie Newsome  
VP of Player Personnel: George Kokinis  
VP of Football Administration: Nick Matteo  
VP of Research & Development: David McDonald  
Chief Medical Officer: Dr. Andrew Tucker  
SVP of Ravens Media: Michelle Andres  
SVP of Marketing: Brad Downs  
SVP/General Counsel: Brandon Etheridge  
SVP of Operations: Simon Gelan  
SVP/Chief Financial Officer: Jeff Goering  
SVP of Ticket Sales & Operations: Baker Koppelman  
SVP of People, Culture & Inclusion: Elizabeth Mearman  
SVP/Chief Sales Officer: Kevin Rochlitz  
SVP of Communications: Chad Steele  
SVP of Stadium Operations & Guest Experience: Rich Tamayo  
VP of Suite Sales & Service: Theresa Abato  
VP of Football Video Operations: Mark Bienvenu  
VP of Corporate Sales & Suites: Aaron Cline  
VP of Stadium Operations: John Cline  
VP of Finance: Jim Coller  
VP of Community Relations/Executive Director of Ravens Foundation: Heather Dorney  
VP of Team Travel: Joan Fennekohl  
VP of Public Relations: Patrick Gleason  
VP of Retail and F&B Operations: Chris Inouye  
VP of Client Services: Kate Kasabula  
VP of Information Technology: Asheesh Kinra  
VP of Security: Ross Luciano  
Chief of Staff & Special Advisor to the President: Adam Neuman  
VP of Broadcasting & Gameday Productions: Jay O'Brien  
VP of Strategy & Analytics: Cody Williams  
Director of Player Personnel: Mark Azevedo  
Director of Learning & Development: Steve Clagett  
Director of College Scouting: Andrew Raphael  
Director of Data and Decision Science: Derrick Yam  
Assistant Director of College Scouting: Joey Cleary  
Assistant Director of Pro Personnel: Corey Frazier  
Chief of Staff to the GM: Jenn Hoffman  
National Scout: Bobby Vega  
Area Scouts: Houegnon 'Q' Attenoukon, Brandon Berning, Patrick McDonough, Chas Stallard, Kevin Weidl  
Director of Player Engagement: Jameel McClain  
Senior Advisor to Player Engagement: O.J. Brigrance  
Team Clinician: Dr. Tricia Bent-Goodley  
Strength and Conditioning Coordinator: Scott Elliott  
Head Certified Athletic Trainer: Adrian Dixon  
Head Equipment Manager: Kenico Hines  
Director, Field & Grounds (UAPC): Bryan Filkins  
Head Groundskeeper (M&T Bank Stadium): Sean Kauffman

## COACHING HISTORY

(273-207-1)

*Records include postseason games*

1996-98 Ted Marchibroda .....16-31-1  
1999-2007 Brian Billick.....85-67-0  
2008- John Harbaugh.....172-109-0

## PAID ATTENDANCE, 2023

Home 615,027 Away 517,570  
Total 1,132,597  
Single-game home record, 71,547 (1/15/12)  
Single-season home record, 615,027 (2023)

## 2024 DRAFT CHOICES

Rd	Name	Pos	College
1	Nate Wiggins	DB	Clemson
2	Roger Rosengarten	T	Washington
3	Adisa Isaac	LB	Penn State
4	Devontez Walker	WR	North Carolina
4	T.J. Tampa	DB	Iowa State
5	Rasheen Ali	RB	Marshall
6	Devin Leary	QB	Kentucky
7	Nick Samac	C	Michigan State
7	Sanoussi Kane	DB	Purdue

# BALTIMORE RAVENS

## 2023 TEAM RECORD

### REGULAR SEASON (13-4)

Date	Opponent	Result
Sept. 10	HOUSTON	W 25-9
Sept. 17	at Cincinnati	W 27-24
Sept. 24	INDIANAPOLIS (OT)	L 19-22
Oct. 1	at Cleveland	W 28-3
Oct. 8	at Pittsburgh	L 10-17
Oct. 15	at Tennessee	W 24-16
Oct. 22	DETROIT	W 38-6
Oct. 29	at Arizona	W 31-24
Nov. 5	SEATTLE	W 37-3
Nov. 12	CLEVELAND	L 31-33
Nov. 16	CINCINNATI	W 34-20
Nov. 26	at L.A. Chargers	W 20-10
Dec. 10	L.A. RAMS (OT)	W 37-31
Dec. 17	at Jacksonville	W 23-7
Dec. 25	at San Francisco	W 33-19
Dec. 31	MIAMI	W 56-19
Jan. 6	PITTSBURGH	L 10-17

### POSTSEASON (1-1)

Date	Opponent	Result
Jan. 20	HOUSTON	W 34-10
Jan. 28	KANSAS CITY	L 10-17

### SCORE BY PERIODS

Team	106	155	99	117	6	—	483
Opponents	47	72	40	118	3	—	280

## 2023 TEAM STATISTICS

	Team	Opp.
Total First Downs	359	306
Rushing	144	96
Passing	180	175
Penalty	35	35
3rd Down: Made/Att	87/207	91/250
3rd Down Pct.	42.0	36.4
4th Down: Made/Att	8/14	13/32
4th Down Pct.	57.1	40.6
Possession Avg.	30:53	29:07
Total Net Yards	6296	5123
Avg. Per Game	370.4	301.4
Total Plays	1076	1109
Avg. Per Play	5.9	4.6
Net Yards Rushing	2661	1860
Avg. Per Game	156.5	109.4
Total Rushes	541	415
Net Yards Passing	3635	3263
Avg. Per Game	213.8	191.9
Sacked/Yards Lost	41/246	60/454
Gross Yards	3881	3717
Att./Completions	494/328	634/384
Completion Pct.	66.4	60.6
Had Intercepted	7	18
Punts/Average	67/47.1	78/47.0
Net Punting Avg.	67/39.2	78/40.1
Penalties/Yards	102/955	106/841
Fumbles/Ball Lost	23/12	25/13
Touchdowns	55	26
Rushing	26	6
Passing	27	18
Returns	2	2

## 2023 INDIVIDUAL STATISTICS

PASSING	Att	Cmp	Yds	Cmp%	Yds/Att	TD	TD%	Int	Int%	LG	Sk/Lost	Rtng
Jackson	457	307	3678	67.2	8.05	24	5.3	7	1.5	80	37/218	102.7
Huntley	37	21	203	56.8	5.49	3	8.1	0	0.0	27t	4/28	99.3
Team	494	328	3881	66.4	7.86	27	5.5	7	1.4	80	41/246	102.5
Opponents	634	384	3717	60.6	5.86	18	2.8	18	2.8	71t	60/454	74.6

SCORING	TD		TD TD		PAT	FG	Saf	Pts
	Tot	Ru	Rec	Rt				
Tucker	0	0	0	0	51/52	32/37	0	147
Edwards	13	13	0	0			0	80
Flowers	6	1	5	0			0	38
Andrews	6	0	6	0			0	36
Jackson	5	5	0	0			0	30
Likely	5	0	5	0			0	30
Agholor	4	0	4	0			0	24
Hill	4	3	1	0			0	24
Beckham	3	0	3	0			0	18
Mitchell	2	2	0	0			0	12
Bateman	1	0	1	0			0	6
Dobbins	1	1	0	0			0	6
Gordon	1	1	0	0			0	6
Hamilton	1	0	0	1			0	6
Kolar	1	0	1	0			0	6
Ricard	1	0	1	0			0	6
Wallace	1	0	0	1			0	6
Team	55	26	27	2	51/52	32/37	1	483
Opponents	26	6	18	2	18/19	32/35	3	280

2-Pt Conv: Edwards, Flowers. Team 2-2.  
Opponents 2-7.

RUSHING	No.	Yds	Avg	LG	TD
Jackson	148	821	5.5	30	5
Edwards	198	810	4.1	42	13
Mitchell	47	396	8.4	60	2
Hill	84	387	4.6	41	3
Gordon	26	81	3.1	22	1
Flowers	8	56	7.0	37t	1
Huntley	15	55	3.7	11	0
Dobbins	8	22	2.8	4t	1
Bateman	1	18	18.0	18	0
Duvermay	4	15	3.8	8	0
Andrews	1	0	0.0	0	0
Drake	1	0	0.0	0	0
Team	541	2661	4.9	60	26
Opponents	415	1860	4.5	63	6

RECEIVING	No.	Yds	Avg	LG	TD
Flowers	77	858	11.1	75t	5
Andrews	45	544	12.1	38	6
Beckham	35	565	16.1	51	3
Agholor	35	381	10.9	37t	4
Bateman	32	367	11.5	29	1
Likely	30	411	13.7	54t	5
Hill	28	206	7.4	24	1
Edwards	12	180	15.0	80	0
Mitchell	9	93	10.3	32	0
Kolar	7	87	12.4	19t	1
Ricard	5	52	10.4	28	1
Duvermay	4	18	4.5	10	0
Gordon	3	46	15.3	23	0
Drake	2	31	15.5	24	0
Dobbins	2	15	7.5	10	0
Treadwell	1	16	16.0	16	0
Wallace	1	11	11.0	11	0
Team	328	3881	11.8	80	27
Opponents	384	3717	9.7	71t	18

INTERCEPTIONS	No.	Yds	Avg	LG	TD
Stone	7	101	14.4	36	0
Hamilton	4	25	6.3	18t	1
Stephens	2	56	28.0	52	0
Smith	1	30	30.0	30	0
M.Williams	1	22	22.0	22	0
Queen	1	21	21.0	21	0
Humphrey	1	3	3.0	3	0
Maulet	1	0	0.0	0	0
Team	18	258	14.3	52	1
Opponents	7	89	12.7	34t	1

PUNTING	No.	Yds	Avg	NetBt	In20	LG	B	
Stout	66	3158	47.8	39.2	5	28	67	1
Team	67	3158	47.1	39.2	5	28	67	1
Opponents	78	3666	47.0	40.1	6	21	67	0

### PUNT

RETURNS	Ret	FC	Yds	Avg	LG	TD
Duvermay	23	20	290	12.6	70	0
Wallace	6	6	127	21.2	76t	1
D.Williams	0	1	0	---	---	0
Team	29	27	417	14.4	76t	1
Opponents	32	17	433	13.5	81t	1

### KICKOFF

RETURNS	No.	Yds	Avg	LG	TD
Duvermay	9	174	19.3	28	0
Hill	3	119	39.7	78	0
Wallace	1	26	26.0	26	0
Team	13	319	24.5	78	0
Opponents	20	459	23.0	38	0

### FIELD

GOALS	1-19	20-29	30-39	40-49	50+
Tucker	0/0	10/10	10/10	11/12	1/5
Team	0/0	10/10	10/10	11/12	1/5
Opponents	0/0	10/10	10/10	5/5	7/10

### SACKS

	No.
Madubuike	13.0
Clowney	9.5
Van Noy	9.0
Oweh	5.0
Queen	3.5
Hamilton	3.0
Urban	3.0
Maulet	2.0
B.Washington	2.0
(team)	2.0
Jones	1.5
Smith	1.5
Ojabo	1.0
Pierce	1.0
T.Robinson	1.0
T.Simpson	1.0
A.Washington	1.0
Team	60.0
Opponents	41.0

## 2024 COACHING STAFF

## John Harbaugh, Head Coach

**Pro Career:** Super Bowl-winning head coach John Harbaugh enters his 17th season at the helm in Baltimore. He has led the Ravens to a playoff berth in 11 (2008-12, 2014, 2018-20, 2022-23) of his 16 full seasons, and in 2012, captured the franchise's second Super Bowl championship. Under Harbaugh's guidance, Baltimore is one of four teams with at least 11 playoff berths in the past 16 seasons, joining New England (12), Green Bay (12) and Kansas City (11). Harbaugh has also led the Ravens to playoff berths in five (2018-20, 2022-23) of the past six seasons, producing the league's second-most regular-season victories (66) during that span. The 2023 AFC North Champion Ravens produced the NFL's best record (13-4), earned a No. 1 playoff seed and hosted the first conference title game in franchise history. During the regular season, Baltimore tallied an NFL-record 10 victories vs. teams that finished with a winning record. In 2019, Harbaugh became the first Ravens coach to win *Associated Press* NFL Coach of the Year, leading the team to the AFC's No. 1 playoff seed and a franchise-best 14-2 record. Baltimore also won a franchise-record 12 straight games to close out the regular season. In 2018, Baltimore (10-6) captured the AFC North Division title, earning a Wild Card berth. In 2014, the Ravens posted a 10-6 record, en route to capturing a 30-17 victory at Pittsburgh in the Wild Card round. In 2012, the Ravens seized the franchise's second Super Bowl championship. Baltimore topped the Colts in the Wild Card round and followed that by earning a Divisional Round victory over top-seeded Denver before advancing to Super Bowl XLVII with a win in the AFC Championship Game at New England. In the Super Bowl in New Orleans, the Ravens bested the San Francisco 49ers, 34-31. In his initial season with the team (2008), Harbaugh led Baltimore to an 11-5 record and a berth in the AFC Championship Game. Baltimore set an NFL record that season for most total wins (13) by a team with both a rookie head coach and a rookie starting quarterback (Joe Flacco). Harbaugh spent his first 10 NFL seasons (1998-2007) with the Philadelphia Eagles. He was the team's secondary coach in 2007, after nine seasons as its special teams coordinator. In 2001, he was voted the NFL's Special Teams Coach of the Year by his peers. Career record: 172-109.

**Background:** Played defensive back at Miami (Ohio) from 1980-83, earning a degree in political science. Coached collegiately at Western Michigan (1984-86), Pittsburgh (1987), Morehead State (1988), Cincinnati (1989-96) and Indiana (1997).

**Personal:** Born in Perrysburg, Ohio, on Sept. 23, 1962, Harbaugh and his wife, Ingrid, have a daughter, Alison. Son of longtime college coach Jack. His brother, Jim, head coach of the Los Angeles Chargers, played for the Ravens in 1998. John's brother-in-law, Tom Crean, a longtime college head basketball coach, is married to the brothers' sister, Joani.

## ASSISTANT COACHES

**Danny Breyer**, offensive assistant; born June 2, 1990; Cincinnati, Ohio. Attended Akron. No college or pro playing experience. College coach: Illinois 2009, Akron 2010-12, Indiana 2013. Pro coach: Tampa Bay Buccaneers 2016-18, Atlanta Falcons 2020-22. Joined Ravens in 2023.

**Randy Brown**, assistant special teams; born July 30, 1967; Marlton, N.J. Kicker Catawba 1985-88. No pro playing experience. Pro coach: Chicago Bears 1998-2000, Philadelphia Eagles 2004-05. Joined Ravens in 2008.

**Brendan Clark**, defensive quality control; born Oct. 1, 1996; South Orange, N.J. Attended Penn State. No college or pro playing experience. Pro coach: Joined Ravens in 2022.

**Joe D'Alessandris**, offensive line; born April 29, 1954; Aliquippa, Pa. Guard Western Carolina 1972-76. No pro playing experience. College coach: Western Carolina 1977-78, Livingston 1979-83, Memphis 1984-85, Tennessee-Chattanooga 1986-89, Samford 1993, Texas A&M 1994, Pittsburgh 1996, Duke 1997-2001, Georgia Tech 2002-07. Pro coach: Ottawa Rough Riders (CFL) 1990, Birmingham Fire (WLAFL) 1991-92, Memphis Pharoahs (AFL) 1995, Kansas City Chiefs 2008-09, Buffalo Bills 2010-12, San Diego Chargers 2013-15. Joined Ravens in 2017.

**Mark DeLeone**, inside linebackers; born June 20, 1987; Syracuse, N.Y. Attended Iowa. No college or pro playing experience. College coach: Iowa 2007-08, New Hampshire 2009, Florida 2010, Temple 2011, Kansas 2022-23. Pro coach: New York Jets 2012, Kansas City Chiefs 2013-18, Chicago Bears 2019-20, Detroit Lions 2021. Joined Ravens in 2024.

**George Godsey**, tight ends; born Jan. 1, 1979; Tampa, Fla. Quarterback Georgia Tech 1998-2001. Pro quarterback Tampa Storm (AFL) 2003. College coach: Central Florida 2004-10. Pro coach: New England Patriots 2011-13, Houston Texans 2014-16, Detroit Lions 2017-18, Miami Dolphins 2019-21. Joined Ravens in 2022.

**Chris Hewitt**, assistant head coach/pass game coordinator; born July 22, 1974; Kingston, Jamaica. Defensive back Cincinnati 1993-96. Pro defensive back New Orleans Saints 1997-99. College coach: Notre Dame 2003, Rutgers 2004-11. Pro coach: Joined Ravens in 2012.

**Chris Horton**, special teams coordinator; born Dec. 29, 1984; Los Angeles, Calif. Safety UCLA 2003-07. Pro safety Washington Redskins 2008-11, New York Giants 2012. Pro coach: Seattle Seahawks 2013. Joined Ravens in 2014.

**Dennis Johnson**, defensive line; born Nov. 9, 1988; Amory, Miss. Defensive tackle LSU 2009-11. No pro playing experience. College coach: Northwestern State 2012-13, LSU 2014-19, Baylor 2020-23. Pro coach: Joined Ravens in 2024.

**Sam Koch**, assistant special teams; born Aug. 13, 1982; Seward, Neb. Punter Nebraska 2002-05. Pro punter Baltimore Ravens 2006-21. Pro coach: Joined Ravens in 2022.

**Greg Lewis**, wide receivers; born Feb. 12, 1980; Chicago, Ill. Wide receiver Illinois 1999-2002. Pro wide receiver Philadelphia Eagles 2003-08, Minnesota Vikings 2009-10. College coach: San Diego State 2012, San Jose State 2013, Pittsburgh 2014. Pro coach: New Orleans Saints 2015, Philadelphia Eagles 2016, Kansas City Chiefs 2017-22. Joined Ravens in 2023.

**Doug Mallory**, secondary; born Nov. 2, 1964; Bowling Green, Ohio. Defensive back Michigan 1984-87. No pro playing experience. College coach: Indiana 1988, 1994-96 and 2011-13, Army 1989, Western Kentucky 1990-93, Maryland 1997-2000, Oklahoma State 2001-04, LSU 2005-08, New Mexico 2009-10, Michigan 2021-23. Pro coach: Atlanta Falcons 2015-20. Joined Ravens in 2024.

**Tee Martin**, quarterbacks; born June 25, 1978; Mobile, Ala. Quarterback Tennessee 1996-99. Pro quarterback Pittsburgh Steelers 2001, Oakland Raiders 2003. College coach: Morehouse 2006, New Mexico 2009, Kentucky 2010-11, Southern California 2012-18, Tennessee 2019-20. Pro coach: Joined Ravens in 2021.

**Todd Monken**, offensive coordinator; born Feb. 5, 1966; Wheaton, Ill. Quarterback Knox College 1987-89. No pro playing experience. College coach: Grand Valley State 1989-90, Notre Dame 1991-92, Eastern Michigan 1993-99, Louisiana Tech 2000-01, Oklahoma State 2002-04 and 2011-12, LSU 2005-06, Southern Miss 2013-15, Georgia 2020-22. Pro coach: Jacksonville Jaguars 2007-10, Tampa Bay Buccaneers 2016-18, Cleveland Browns 2019. Joined Ravens in 2023.

**Zachary Orr**, defensive coordinator; born June 9, 1992; Fairfax, Va. Linebacker North Texas 2011-14. Pro linebacker Baltimore Ravens 2014-16. Pro coach: Baltimore Ravens 2017-20. Jacksonville Jaguars 2021. Rejoined Ravens in 2022.

**Matt Robinson**, assistant defensive line/outside linebackers; born Dec. 31, 1991; Columbia, Md. Linebacker/defensive back Maryland 2010-14. Pro linebacker Jacksonville Jaguars 2015. College coach: Maryland 2019-20. Pro coach: Joined Ravens in 2021.

# BALTIMORE RAVENS

**Adam Schrack**, offensive quality control; born Aug. 24, 1992; Mogadore, Ohio. Attended Kent State. No college or pro playing experience. Pro coach: Joined Ravens in 2021.

**Chuck Smith**, pass rush; born Dec. 21, 1969; Athens, Ga. Linebacker Northeastern Oklahoma A&M 1988-89, Tennessee 1990-91. Pro linebacker Atlanta Falcons 1992-99, Carolina Panthers 2000. College coach: Tennessee 2010. Pro coach: New York Jets 2009. Joined Ravens in 2023.

**Daniel Stern**, director of football strategy/assistant quarterbacks; born Jan. 11, 1994; Baltimore, Md. Attended Yale. No college or pro playing experience. No college coaching experience. Pro coach: Joined Ravens in 2016.

**Travis Switzer**, run game coordinator; born Nov. 10, 1992; Lancaster, Pa. Center Akron 2011-14. No pro playing experience. No college coaching experience. Pro coach: Joined Ravens in 2017.

**Willie Taggart**, running backs; born Aug. 27, 1976; Bradenton, Fla. Quarterback Western Kentucky 1995-98. No pro playing experience. College coach: Western Kentucky 1999-2006, 2010-12, Stanford 2007-09, South Florida 2013-16, Oregon 2017, Florida State (head coach) 2018-19, Florida Atlantic (head coach) 2020-22. Pro coach: Joined Ravens in 2023.

**Travelle Wharton**, assistant offensive line; born May 19, 1981; Greenville, S.C. Tackle South Carolina 2000-03. Pro tackle Carolina Panthers 2004-11 and 2013, Cincinnati Bengals 2012. College coach: South Carolina 2015. Pro coach: Carolina Panthers 2018-19, Washington Football Team/Commanders 2020-23. Joined Ravens in 2024.

## RECORD HOLDERS

### INDIVIDUAL RECORDS—CAREER

Rushing (Yds.)	Jamal Lewis, 2000-06	7,801
Passing (Yds.)	Joe Flacco, 2008-18	38,245
Passing (TDs)	Joe Flacco, 2008-18	212
Receiving (No.)	Derrick Mason, 2005-10	471
Receiving (Yds.)	Derrick Mason, 2005-10	5,777
Interceptions	Ed Reed, 2002-12	61
Punting (Avg.)	Sam Koch, 2006-21	45.3
Punt Return (Avg.)	Jermaine Lewis, 1996-2001	11.8
Kickoff Return (Avg.)	Jacoby Jones, 2012-14	30.1
Field Goals	Justin Tucker, 2012-23	395
Touchdowns (Tot.)	Jamal Lewis, 2000-06	47
Points	Justin Tucker, 2012-23	1,649
*Sacks	Terrell Suggs, 2003-18	132.5

### INDIVIDUAL RECORDS—SINGLE SEASON

Rushing (Yds.)	Jamal Lewis, 2003	2,066
Passing (Yds.)	Joe Flacco, 2016	4,317
Passing (TDs)	Lamar Jackson, 2019	36
Receiving (No.)	Mark Andrews, 2021	107
Receiving (Yds.)	Mark Andrews, 2021	1,361
Interceptions	Ed Reed, 2004, 2008	9
Punting (Avg.)	Jordan Stout, 2023	47.8
Punt Return (Avg.)	Jermaine Lewis, 2000	16.1
Kickoff Return (Avg.)	Jacoby Jones, 2012	30.7
Field Goals	Justin Tucker, 2013, 2016	38
Touchdowns (Tot.)	Ray Rice, 2011	15
Points	Mark Ingram II, 2019	15
	Justin Tucker, 2023	147
*Sacks	Elvis Dumervil, 2014	17.0

### INDIVIDUAL RECORDS—SINGLE GAME

Rushing (Yds.)	Jamal Lewis, 9-14-03	295
Passing (Yds.)	Lamar Jackson, 10-11-21	442
Passing (TDs)	Tony Banks, 9-10-00	5
	Joe Flacco 10-12-14	5
	Lamar Jackson, 9-8-19, 11-25-19, 12-12-19, 12-31-23	5
Receiving (No.)	Priest Holmes, 10-11-98	13
	Steve Smith, Sr., 9-27-15	13
Receiving (Yds.)	Qadry Ismail, 12-12-99	258
Interceptions	Many times	2
	Last time by Kyle Hamilton, 12-25-23	
Field Goals	Justin Tucker, 12-16-13, 10-15-23	6
Touchdowns (Tot.)	Marcus Robinson, 11-23-03	4
Points	Marcus Robinson, 11-23-03	24
*Sacks	Michael McCrary, 11-8-98	4.0
	Peter Boulware, 1-7-02	4.0

\*Sacks became an official statistic in 1982

## 2024 VETERAN ROSTER

No.	Name	Pos.	Ht.	Wt.	Birthdate	NFL		College	Hometown	How Acq.	'23 Games/ Starts
						Exp.					
15	Agholor, Nelson	WR	6-0	200	5/24/93	10		Southern California	Tampa, Fla.	UFA(NE)-23	17/3
89	Andrews, Mark	TE	6-5	247	9/6/95	7		Oklahoma	Scottsdale, Ariz.	D3b-18	10/9
5	Armour-Davis, Jalyon	CB	6-1	197	9/3/99	3		Alabama	Mobile, Ala.	D4b-22	8/0
71	Aumavae-Laulu, Malaesala	G/T	6-5	325	5/25/99	2		Oregon	Hilo, Hawaii	D6-23	0/0
7	Bateman, Rashod	WR	6-1	197	11/29/99	4		Minnesota	Tifton, Ga.	D1a-21	16/12
49	Board, Chris	ILB	6-2	237	7/23/95	7		North Dakota State	Orlando, Fla.	FA-24	17/0*
66	Cleveland, Ben	G	6-6	370	8/25/98	4		Georgia	Toccoa, Ga.	D3a-21	16/2
12	Cunningham, Malik	WR	6-1	198	10/6/98	2		Louisville	Montgomery, Ala.	FA-23	2/0
77	Faalele, Daniel	T	6-8	380	11/9/99	3		Minnesota	Melbourne, Australia	D4a-22	16/0
4	Flowers, Zay	WR	5-9	182	9/11/00	2		Boston College	Fort Lauderdale, Fla.	D1-23	16/16
14	Hamilton, Kyle	S	6-4	220	3/16/01	3		Notre Dame	Atlanta, Ga.	D1a-22	15/15
59	Hamm, Malik	OLB	6-3	250	8/26/00	2		Lafayette	Baltimore, Md.	FA-23	0/0
40	Harrison, Malik	LB	6-3	259	3/5/98	5		Ohio State	Columbus, Ohio	D3c-20	14/8
3	Harty, Deonte	WR/RS	5-6	170	12/4/97	6		Assumption	Baltimore, Md.	FA-24	16/1
22	Henry, Derrick	RB	6-3	247	1/4/94	9		Alabama	Yulee, Fla.	UFA(Ten)-24	17/17*
43	Hill, Justice	RB	5-10	197	11/14/97	6		Oklahoma State	Tulsa, Okla.	D4a-19	16/5
25	Hollman, Ka'dar	CB	6-0	196	9/18/94	4		Toledo	Burlington, N.J.	FA-24	17/1*
44	Humphrey, Marlon	CB	6-0	201	7/8/96	8		Alabama	Hoover, Ala.	D1-17	10/10
8	Jackson, Lamar	QB	6-2	215	1/7/97	7		Louisville	Pompano Beach, Fla.	D1b-18	16/16
17	Johnson, Josh	QB	6-3	214	5/15/86	10		San Diego	Oakland, Calif.	FA-23	0/0
74	Jones, Josh	G/T	6-7	310	6/22/97	5		Houston	Richmond, Texas	UFA(Hou)-24	13/3*
98	Jones, Travis	DT	6-4	338	10/15/99	3		Connecticut	New Haven, Conn.	D3-22	17/0
88	Kolar, Charlie	TE	6-6	257	2/10/99	3		Iowa State	Norman, Okla.	D4c-22	15/3
80	Likely, Isaiah	TE	6-4	241	4/18/00	3		Coastal Carolina	Cambridge, Mass.	D4e-22	17/8
64	Linderbaum, Tyler	C	6-2	305	4/7/00	3		Iowa	Solon, Iowa	D1b-22	15/15
92	Madubuike, Justin	DT	6-3	305	11/17/97	5		Texas A&M	McKinney, Texas	D3a-20	17/17
45	Matthew, Christian	DB	6-2	195	10/26/96	3		Valdosta State	Columbus, Ga.	FA-23	6/0
10	Maulet, Arthur	CB	5-10	190	7/13/93	8		Memphis	New Orleans, La.	FA-23	14/3
65	Mekari, Patrick	OL	6-4	305	8/13/97	6		Cal-Berkeley	Westlake Village, Calif.	FA-19	17/7
34	Mitchell, Keaton	RB	5-8	191	11/7/02	2		East Carolina	McDonough, Ga.	FA-23	8/2
46	Moore, Nick	LS	6-2	260	12/9/92	3		Georgia	Snellville, Ga.	FA-20	0/0
30	Mullen, Trayvon	CB	6-2	190	9/20/97	5		Clemson	Coconut Creek, Fla.	FA-23	0/0
90	Ojabo, David	OLB	6-4	265	5/17/00	3		Michigan	Aberdeen, Scotland	D2-22	3/1
99	Oweh, Odafe	OLB	6-5	257	12/15/98	4		Penn State	Howell, N.J.	D1b-21	13/5
58	Pierce, Michael	NT	6-0	355	11/6/92	8		Samford	Daphne, Ala.	FA-22	17/17
42	Ricard, Patrick	FB	6-3	305	5/27/94	8		Maine	Spencer, Mass.	FA-17	17/9
95	Robinson, Tavius	OLB	6-6	258	1/3/99	2		Mississippi	Guelph, Ontario, Canada	D4-23	17/1
51	Ross, Josh	ILB	6-0	229	10/31/99	2		Michigan	Southfield, Mich.	FA-22	3/0
93	Senat, Deadrin	NT	6-1	305	7/22/94	6		South Florida	Immokalee, Fla.	FA-24	3/0
23	Simpson, Trenton	ILB	6-2	238	6/14/01	2		Clemson	Charlotte, N.C.	D3-23	15/0
0	Smith, Roquan	ILB	6-1	236	4/8/97	7		Georgia	Montezuma, Ga.	T(Chi)-22	16/16
79	Stanley, Ronnie	T	6-6	315	3/18/94	9		Notre Dame	Las Vegas, Nev.	D1-16	13/13
21	Stephens, Brandon	DB	6-1	215	12/29/97	4		Southern Methodist	Plano, Texas	D3b-21	16/16
11	Stout, Jordan	P	6-3	207	8/4/98	3		Penn State	Cedar Bluff, Va.	D4d-22	17/0
9	Tucker, Justin	K	6-1	188	11/21/89	13		Texas	Austin, Texas	FA-12	17/0
69	Tupou, Josh	DT	6-3	340	2/5/94	7		Colorado	Long Beach, Calif.	FA-24	14/1
97	Urban, Brent	DE	6-7	309	5/5/91	11		Virginia	Mississauga, Ontario, Canada	UFA(Chi)-22	17/3
53	Van Noy, Kyle	OLB	6-3	250	3/26/91	11		Brigham Young	Reno, Nev.	FA '23	14/4
16	Wallace, Tylan	WR	5-11	198	5/13/99	4		Oklahoma State	Fort Worth, Texas	D4-21	11/0
29	Washington, Ar'Darius	S	5-8	177	11/2/99	3		Texas Christian	Shreveport, La.	FA-21	2/1
96	Washington, Broderick	DE/DT	6-2	315	12/4/96	5		Texas Tech	Longview, Texas	D5-20	16/5
24	Williams, Damarion	CB	5-10	180	7/15/98	3		Houston	Miami, Fla.	D4f-22	1/0
32	Williams, Marcus	S	6-1	207	9/8/96	8		Utah	Corona, Calif.	UFA(NO)-22	11/11

## BALTIMORE RAVENS

\* Aumavae-Laulu spent '23 season on Baltimore's active roster (did not play); Board played 16 games with New England; Cunningham played one game with New England and one with Baltimore; Hamm missed '23 season because of injury; Harty played 16 games with Buffalo; Henry played 17 games with Tennessee; Hollman played 17 games with Houston; J. Jones played 13 games with Houston; Johnson spent '23 season on Baltimore's active roster (did not play); Matthew played four games with Arizona and two with Chicago; Moore missed '23 season because of injury; Mullen missed '23 season because of injury; Senat played three games with Tampa Bay; Tupou played 14 games with Cincinnati.

Players lost through unrestricted free agency (16): WR Odell Beckham Jr. (MIA, 14 games in '23); DE/OLB Jadeveon Clowney (CAR, 17); CB Ronald Darby (JAX, 16); RB J.K. Dobbins (LAC, one); WR Devin Duvernay (JAX, 13); RB Gus Edwards (LAC, 17); QB Tyler Huntley (CLE, five); FB Ben Mason (LAC, one); C Sam Mustipher (DEN, nine); LS Tyler Ott (WAS, 17); ILB De'Shawn Phillips (HOU, 17); ILB Patrick Queen (PIT, 17); G John Simpson (NYJ, 17), S Geno Stone (CIN, 17), CB Rock Ya-Sin (SF, 14); G Kevin Zeitler (DET, 15).

Also played with Ravens in '23–S Andrew Adams (three games); RB Kenyan Drake (two); RB Melvin Gordon III (four); S DeAndre Houston-Carson (two); OLB Jeremiah Moon (eight); T Morgan Moses (14); CB Kevon Seymour (eight); WR Laquon Treadwell (five); DB Daryl Worley (12)

### FIRST-YEAR ROSTER

Name	Pos.	Ht.	Wt.	Birthdate	College	Hometown	How Acq.
Ali, Rasheen	RB	5-11	197	2/16/21	Marshall	Cleveland, Ohio	D5
Brade, Beau	S	6-0	203	1/29/02	Maryland	Clarksville, Md.	FA
Bullock, Corey	T	6-3	307	12/9/01	Maryland	Accokeek, Md.	FA
Collier, Chris	RB	5-11	203	3/24/00	Lock Haven	Elmhurst, N.Y.	FA
Cooper Jr., Bump	CB	5-11	186	8/31/01	Oregon State	San Jose, Calif.	FA
Dalcourt, Darrin	G	6-3	309	9/17/00	Alabama	Havre de Grace, Md.	FA
Doss, TyKeem (1)	G	6-5	380	9/29/99	Southern Mississippi	Aliceville, Ala.	FA-23
Evans, Joe	OLB	6-1	246	6/29/99	Iowa	Ames, Iowa	FA
Isaac, Adisa	OLB	6-4	253	10/4/01	Penn State	Brooklyn, N.Y.	D3
Ismail, Qadir	WR	6-6	232	2/17/00	Samford	Bel Air, Md.	FA
Jennings, Deion	ILB	6-0	225	6/19/00	Rutgers	Sicklerville, N.J.	FA
Jones, Emory	QB	6-2	203	4/29/00	Cincinnati	LaGrange, Ga.	FA
Kane, Sanoussi	S	5-11	207	10/6/01	Purdue	Harlem, N.Y.	D7b
Leary, Devin	QB	6-1	216	9/10/99	Kentucky	Sicklerville, N.J.	D6
Manning, Tashawn (1)	G	6-3	340	5/23/98	Kentucky	Apopka, Fla.	FA-23
Nichols, Rayshad (1)	DT	6-2	305	6/9/99	Stephen F. Austin	Bridge City, La.	FA-22
Pearl, Julian	T	6-6	313	10/6/99	Illinois	Danville, Ill.	FA
Plattner, Randen	LS	6-2	244	12/8/99	Kansas State	Parkville, Mo.	FA
Ravenell, C.J.	DE	6-5	280	7/7/00	Missouri Western State	Santa Clarita, Calif.	FA
Rigby, Yvandy	ILB	6-1	239	12/31/99	Temple	Egg Harbor Township, N.J.	FA
Rigerman, Mike	TE	6-2	244	6/29/01	Findlay	Arcade, N.Y.	FA
Robinson, Tayvion	WR	5-10	191	10/1/00	Kentucky	Virginia Beach, Va.	FA
Rosengarten, Roger	T	6-5	310	6/3/02	Washington	Highlands Ranch, Co.	D2
Ryan, Sean (1)	WR	6-3	200	1/21/99	Rutgers	Brooklyn, N.Y.	FA-23
Samac, Nick	C	6-4	307	8/21/01	Michigan State	Mentor, Ohio	D7a
Sharp, Riley	TE	6-5	237	11/7/97	Oregon State	Salt Lake City, Utah	FA
Simpson, Darrell	T	6-6	335	8/12/99	Tulsa	Justin, Texas	FA
Swilling, Tre (1)	CB	6-1	196	3/26/99	Georgia Tech	New Orleans, La.	FA-23
Tampa, T.J.	CB	6-1	194	3/13/02	Iowa State	St. Petersburg, Fla.	D4b
Toles, Jordan	S	6-1	216	5/13/01	Morgan State	Baltimore, Md.	FA
Vorhees, Andrew (1)	G	6-6	310	1/21/99	Southern California	Kingsburg, Calif.	D7
Wade, Dayton	WR	5-9	176	9/8/00	Mississippi	Atlanta, Ga.	FA
Walker, Devontez	WR	6-1	191	6/19/01	North Carolina	Charlotte, N.C.	D4a
Walshour, Tramel	DE	6-3	273	7/26/00	Georgia	Midway, Ga.	FA
Washington, Isaiah	WR	6-2	206	5/4/01	Rutgers	Jacksonville, Fla.	FA
Washington, Scotty (1)	TE	6-5	245	7/26/96	Wake Forest	Washington, D.C.	FA-23
Wiggins, Nate	CB	6-1	182	8/28/03	Clemson	Atlanta, Ga.	D1
Wright, Owen (1)	RB	5-9	217	2/28/99	Monmouth	Bethesda, Md.	FA-23

The term **NFL Rookie** is defined as a player who is in his first season of professional football and has not been on the roster of another professional football team for any regular-season or postseason games. A **Rookie** is designated by an "R" on NFL rosters. Players who have been active in another professional football league or players who have NFL experience, including either preseason training camp or being on an Active List or Inactive List, or on Reserve/Injured or Reserve/Physically Unable to Perform for fewer than six regular-season games, are termed **NFL First-Year Players**. An **NFL First-Year Player** is designated by a "1" on NFL rosters. Thereafter, a player is credited with an additional year of experience for each season in which he accumulates six games on the Active List or Inactive List, or on Reserve/Injured or Reserve/Physically Unable to Perform.

Log on to [www.baltimoreravens.com](http://www.baltimoreravens.com) for an up-to-date roster.





**American Football Conference  
East Division**

**One Bills Drive**  
Orchard Park, NY 14127-2296  
Telephone: (716) 648-1800

Team Colors: Royal, Red, White and Navy

**2024 SCHEDULE**

**PRESEASON**

Aug. 10 **Chicago** .....1:00 PM  
Aug. 17 at Pittsburgh.....7:00 PM  
Aug. 24 **Carolina**.....1:00 PM

**REGULAR SEASON**

Sep. 8 **Arizona** .....1:00 PM  
Sep. 12 at Miami (Thu).....8:15 PM  
Sep. 23 **Jacksonville** (Mon) .....7:30 PM  
Sep. 29 at Baltimore .....8:20 PM  
Oct. 6 at Houston .....1:00 PM  
Oct. 14 at N.Y. Jets (Mon) .....8:15 PM  
Oct. 20 **Tennessee** .....1:00 PM  
Oct. 27 at Seattle .....4:05 PM  
Nov. 3 **Miami** .....1:00 PM  
Nov. 10 at Indianapolis .....1:00 PM  
Nov. 17 **Kansas City**.....4:25 PM  
BYE  
Dec. 1 **San Francisco**.....8:20 PM  
Dec. 8 at L.A. Rams .....4:25 PM  
Dec. 15 at Detroit.....4:25 PM  
Dec. 22 **New England**.....1:00 PM  
Dec. 29 **N.Y. Jets** .....1:00 PM  
TBD at New England.....TBD

*\*All times ET; During the Flex Scheduling Windows, the games initially scheduled for Sunday Night Football, Monday Night Football, and Thursday Night Football are tentatively scheduled and subject to change.*

**Stadium:** Highmark Stadium  
One Bills Drive  
Orchard Park, NY 14127-2296  
**Opened:** 1973  
**Capacity:** 71,621  
**Playing Surface:** A-Turf Titan

**Training Camp:**  
One Bills Drive  
Orchard Park, NY 14127-2296

**CLUB OFFICIALS**

Owner/CEO/President: Terry Pegula  
Owner: Kim Pegula  
General Manager: Brandon Beane  
EVP & Chief Operating Officer: Pete Guelli  
SVP of Finance and Business  
Administration: Josh Dziurlikowski  
SVP and Chief Legal Officer: Terry Gilbride  
SVP of New Stadium Design:  
Frank Cravotta  
VP of Football Administration:  
Kevin Meganck  
VP of Human Resources: Barb Evans  
VP of Communications: Derek Boyko  
VP of Security: Chris Clark  
VP of Ticket Sales and Service:  
Chris Colleary  
VP of Information Technology: Dan Evans  
VP of Community Impact: Michelle Roberts  
VP Operations and Guest Experience:  
Andy Major  
VP Media & Content: Jeff Matthews  
VP of Marketing: Jordan McCarren  
VP of Stadium Development: John Polka  
VP of Stadium Relations: Penny Semaia  
VP of Insurance and Risk Management:  
Nikki Sothoron  
VP of Business Development:  
Daniel Misko

**COACHING HISTORY**

(493-522-8)

*Records include postseason games*

1960-61 Buster Ramsey .....11-16-1  
1962-65 Lou Saban .....38-18-3  
1966-68 Joe Collier\* .....13-17-1  
1968 Harvey Johnson .....1-10-1  
1969-70 John Rauch .....7-20-1  
1971 Harvey Johnson .....1-13-0  
1972-76 Lou Saban\*\* .....32-29-1  
1976-77 Jim Ringo .....3-20-0  
1978-82 Chuck Knox .....38-38-0  
1983-85 Kay Stephenson\*\*\* .....10-26-0  
1985-86 Hank Bullough\*\*\*\* .....4-17-0  
1986-97 Marv Levy .....123-78-0  
1998-2000 Wade Phillips.....29-21-0  
2001-03 Gregg Williams .....17-31-0  
2004-05 Mike Mularkey .....14-18-0  
2006-09 Dick Jauron# .....24-33-0  
2009 Perry Fewell .....3-4-0  
2010-12 Chan Gailey.....16-32-0  
2013-14 Doug Marrone .....15-17-0  
2015-16 Rex Ryan### .....15-16-0  
2016 Anthony Lynn.....0-1-0  
2017- Sean McDermott .....78-47-0

\*Released after two games in 1968  
\*\*Resigned after five games in 1976  
\*\*\*Released after four games in 1985  
\*\*\*\*Released after nine games in 1986  
#Released after nine games in 2009  
##Released after 15 games in 2016

**PAID ATTENDANCE, 2023**

Home 611,667  
Away 532,200  
Total 1,143,867  
Single-game home record,  
80,368 (10/4/92)  
Single-season home record,  
635,889 (1991)

**2024 DRAFT CHOICES**

Rd	Name	Pos	College
2	Keon Coleman	WR	Florida State
2	Cole Bishop	DB	Utah
3	DeWayne Carter	DT	Duke
4	Ray Davis	RB	Kentucky
5	Sedrick Van Pran-Granger	C	Georgia
5	Edefuan Ulofoshio	LB	Washington
5	Javon Solomon	DE	Troy
6	Tylan Grable	T	Central Florida
6	Daequan Hardy	DB	Penn State
7	Travis Clayton	T	(no college)

# BUFFALO BILLS

## 2023 TEAM RECORD

### REGULAR SEASON (11-6)

Date	Opponent	Result
Sept. 11	at N.Y. Jets (OT)	L 16-22
Sept. 17	LAS VEGAS	W 38-10
Sept. 24	at Washington	W 37-3
Oct. 1	MIAMI	W 48-20
Oct. 8	JACKSONVILLE	L 20-25
Oct. 15	N.Y. GIANTS	W 14-9
Oct. 22	at New England	L 25-29
Oct. 26	TAMPA BAY	W 24-18
Nov. 5	at Cincinnati	L 18-24
Nov. 13	DENVER	L 22-24
Nov. 19	N.Y. JETS	W 32-6
Nov. 26	at Philadelphia (OT)	L 34-37
Dec. 10	at Kansas City	W 20-17
Dec. 17	DALLAS	W 31-10
Dec. 23	at L.A. Chargers	W 24-22
Dec. 31	NEW ENGLAND	W 27-21
Jan. 7	at Miami	W 21-14

### POSTSEASON (1-1)

Jan. 15	PITTSBURGH	W 31-17
Jan. 21	KANSAS CITY	L 21-24

### SCORE BY PERIODS

Team	77	155	81	135	3	—	451
Opponents	72	92	29	106	12	—	311

## 2023 TEAM STATISTICS

	Team	Opp.
Total First Downs	381	313
Rushing	158	96
Passing	199	183
Penalty	24	34
3rd Down: Made/Att	109/219	83/215
3rd Down Pct.	49.8	38.6
4th Down: Made/Att	9/16	10/19
4th Down Pct.	56.3	52.6
Possession Avg.	31:46	28:14
Total Net Yards	6366	5222
Avg. Per Game	374.5	307.2
Total Plays	1115	1015
Avg. Per Play	5.7	5.1
Net Yards Rushing	2212	1880
Avg. Per Game	130.1	110.6
Total Rushes	512	409
Net Yards Passing	4154	3342
Avg. Per Game	244.4	196.6
Sacked/Yards Lost	24/152	54/334
Gross Yards	4306	3676
Att./Completions	579/385	552/363
Completion Pct.	66.5	65.8
Had Intercepted	18	18
Punts/Average	51/45.8	71/48.6
Net Punting Avg.	51/39.9	71/42.1
Penalties/Yards	106/883	99/753
Fumbles/Ball Lost	20/10	21/12
Touchdowns	54	34
Rushing	22	14
Passing	29	18
Returns	3	2

## 2023 INDIVIDUAL STATISTICS

PASSING	Att	Cmp	Yds	Cmp%	Yds/Att	TD	TD%	Int	Int%	LG	Sk/Lost	Rtng
J.Allen	579	385	4306	66.5	7.44	29	5.0	18	3.1	81t	24/152	92.2
Team	579	385	4306	66.5	7.44	29	5.0	18	3.1	81t	24/152	92.2
Opponents	552	363	3676	65.8	6.66	18	3.3	18	3.3	48	54/334	81.9

SCORING	TD		TD TD		PAT	FG	Saf	Pts
	Tot	Ru	Rec	Rt				
Bass	0	0	0	0	49/50	24/29	0	121
J.Allen	15	15	0	0	0	0	90	
Diggs	8	0	8	0	0	0	50	
Davis	7	0	7	0	0	0	44	
Cook	6	2	4	0	0	0	36	
Murray	4	4	0	0	0	0	24	
Knox	2	0	2	0	0	0	14	
Harty	2	0	1	1	0	0	12	
Kincaid	2	0	2	0	0	0	12	
Shakir	2	0	2	0	0	0	12	
Douglas	1	0	0	1	0	0	6	
Epenesa	1	0	0	1	0	0	6	
Harris	1	1	0	0	0	0	6	
Ty Johnson	1	0	1	0	0	0	6	
Morris	1	0	1	0	0	0	6	
Sherfield	1	0	1	0	0	0	6	
Team	54	22	29	3	49/50	24/29	0	451
Opponents	34	14	18	2	25/26	26/28	0	311

2-Pt Conv: Davis, Diggs, Knox. Team 3-4.  
Opponents 2-6.

RUSHING	No.	Yds	Avg	LG	TD
Cook	237	1122	4.7	42	2
J.Allen	111	524	4.7	23	15
Murray	79	300	3.8	29	4
Ty Johnson	30	132	4.4	13	0
Harris	23	94	4.1	11	1
Fournette	12	40	3.3	9	0
Shakir	1	10	10.0	10	0
Diggs	1	5	5.0	5	0
Harty	4	0	0.0	4	0
Davis	1	-2	-2.0	-2	0
K.Allen	13	-13	-1.0	0	0
Team	512	2212	4.3	42	22
Opponents	409	1880	4.6	83	14

RECEIVING	No.	Yds	Avg	LG	TD
Diggs	107	1183	11.1	55t	8
Kincaid	73	673	9.2	51	7
Davis	45	746	16.6	57t	2
Cook	44	445	10.1	48	4
Shakir	39	611	15.7	81t	2
Knox	22	186	8.5	17	2
Murray	17	119	7.0	22	0
Harty	15	150	10.0	43	1
Sherfield	11	86	7.8	12	1
Ty Johnson	7	62	8.9	28t	1
Morris	2	26	13.0	15t	1
Harris	2	16	8.0	13	0
Gilliam	1	3	3.0	3	0
Team	385	4306	11.2	81t	29
Opponents	363	3676	10.1	48	18

INTERCEPTIONS	No.	Yds	Avg	LG	TD
Douglas	4	58	14.5	40t	1
Bernard	3	2	0.7	2	0
Epenesa	2	38	19.0	32t	1
Hyde	2	24	12.0	23	0
Milano	2	16	8.0	13	0
Benford	2	8	4.0	8	0
White	1	2	2.0	2	0
Oliver	1	0	0.0	0	0
Rapp	1	0	0.0	0	0
Team	18	148	8.2	40t	2
Opponents	18	83	4.6	51	0

PUNTING	No.	Yds	Avg	Net TB	In20	LG	B	
Martin	51	2334	45.8	39.9	3	24	70	0
Team	51	2334	45.8	39.9	3	24	70	0
Opponents	71	3451	48.6	42.1	5	27	64	0

PUNT RETURNS	Ret	FC	Yds	Avg	LG	TD
Harty	26	25	323	12.4	96t	1
Shakir	5	0	37	7.4	10	0
Team	31	25	360	11.6	96t	1
Opponents	19	17	237	12.5	65t	1

KICKOFF RETURNS	No.	Yds	Avg	LG	TD
Ty Johnson	8	161	20.1	24	0
Shakir	5	98	19.6	27	0
Fournette	1	17	17.0	17	0
Harris	1	41	41.0	41	0
Harty	1	7	7.0	7	0
Isabella	1	25	25.0	25	0
Team	17	349	20.5	41	0
Opponents	29	649	22.4	98t	1

FIELD GOALS	1-19	20-29	30-39	40-49	50+
Bass	0/0	4/4	12/13	4/6	4/6
Team	0/0	4/4	12/13	4/6	4/6
Opponents	0/0	7/7	4/4	11/12	4/5

SACKS	No.
Floyd	10.5
Oliver	9.5
Bernard	6.5
Epenesa	6.5
Rousseau	5.0
Dodson	2.5
Jones	2.5
Phillips	2.5
Douglas	1.0
Ford	1.0
Ta.Johnson	1.0
Joseph	1.0
Lawson	1.0
Poyer	1.0
Settle	1.0
(Team)	1.0
Rapp	0.5
Team	54.0
Opponents	24.0

**2024 COACHING STAFF**

**Sean McDermott, Head Coach**

**Pro Career:** McDermott was named Buffalo's 19th head coach on Jan. 11, 2017. He enters his eighth season as Buffalo's head coach and his 26th season in the NFL ranks. McDermott joined the Bills after spending six seasons as the defensive coordinator of the Carolina Panthers. In his first year in Buffalo, McDermott led the Bills to their first playoff berth since 1999 with a 9-7 record. He became the third coach in Bills history to earn a playoff berth in his first season at the helm, joining Joe Collier (1966) and Wade Phillips (1998). The 2017 Bills also won six home games for the first time since 1999. In his second year in Buffalo, McDermott led the Bills to the NFL's second-ranked defense and since 2018 the Bills have allowed 18.5 points per game, the lowest in the NFL during that stretch. McDermott led the Bills back to the playoffs in 2019, as the team recorded its first 10-win season since 1999 and has now won 11-plus games for the fourth straight season, tying the longest streak in team history (1990-93). In 2020, he led the Bills to the AFC Championship Game for the first time since 1994. The Bills have won four straight AFC East titles, dating back to 2020, for the first time since 1988-91. Career record: 78-47.

**Background:** An all-Atlantic 10 Conference choice at safety for William & Mary as a senior in 1997, McDermott graduated with a degree in finance and began his coaching career as a graduate assistant at his alma mater in 1998. No pro playing experience.

**Personal:** Born March 21, 1974. He and his wife, Jamie, have three children

**ASSISTANT COACHES**

**Jahmile Addae,** cornerbacks; born May 30, 1984; Valrico, Fla. Cornerback West Virginia 2001-05. Pro defensive back Tampa Bay Buccaneers 2006, Indianapolis Colts 2006. College coach: West Virginia 2007, Michigan 2008-09, Cincinnati 2010-12, Arizona 2016-17, Minnesota 2018, West Virginia 2019-20, Georgia 2021, Miami (Fla.) 2022-23. Pro coach: Joined Bills in 2024.

**Bobby Babich,** defensive coordinator; born July 30, 1983; Tulsa, Okla. Cornerback North Dakota State 2002-05. No pro playing experience. College coach: Kent State 2006, Eastern Illinois 2007-10, Edinboro 2016, Florida International 2016. Pro coach: Carolina Panthers 2011-12, Cleveland Browns 2013-15. Joined Bills in 2017.

**Scott Booker,** nickels/senior defensive assistant; born Oct. 7, 1980; Pittsburgh, Pa. Safety Kent State 1999-2002. No pro playing experience. College coach: Kent State 2003-08, Western Kentucky 2009, Notre Dame 2010-16, Nebraska 2017. Pro coach: Tennessee Titans 2018-23. Joined Bills in 2024.

**Rob Boras,** tight ends; born Sept. 30, 1970; Glen Ellyn, Ill. Center DePauw 1988-91. No pro playing experience. College coach: DePauw 1992-93, Texas 1994-97, Benedictine (head coach) 1998, Nevada-Las Vegas 1999-2003. Pro coach: Chicago Bears 2004-09, Jacksonville Jaguars 2010-11, St. Louis/Los Angeles Rams 2012-16. Joined Bills in 2017.

**Joe Brady,** offensive coordinator; born Sept. 23, 1989; Pembroke Pines, Fla. Wide receiver William & Mary 2009-12. No pro playing experience. College coach: William & Mary 2013-14, Penn State 2015-16, LSU 2019. Pro coach: New Orleans Saints 2017-18, Carolina Panthers 2020-21. Joined Bills in 2022.

**Eric Ciano,** head strength and conditioning; born Aug. 8, 1973; Waltham, Mass. Offensive lineman Springfield (Mass.) College 1993-97. No pro playing experience. College coach: Tennessee 1997-99 and 2002-04, Louisiana Tech 2000-02, Georgia Tech 2005-09. Pro coach: Joined Bills in 2010.

**Ronald Curry,** quarterbacks; born May 28, 1979; Hampton, Va. Wide receiver North Carolina 1998-2001. Pro wide receiver Oakland Raiders 2002-08. No college coaching experience. Pro coach: San Francisco 49ers 2013-15, New Orleans Saints 2016-23. Joined Bills in 2024.

**Joe Danna,** safeties; born April 3, 1977; Midland, Mich. Wide receiver Central Michigan 1994-98. No pro playing experience. College coach: Central Michigan 1999-2000, Georgia 2001, Central Michigan 2002-05, Georgia Southern 2006, James Madison 2007. Pro coach: Atlanta Falcons 2008-09 and 2012-14, Miami Dolphins 2010-11, New York Jets 2015-16, Jacksonville Jaguars 2017-21, Houston Texans 2022. Joined Bills in 2023.

**Matt Edwards,** assistant defensive line; born Oct. 24, 1979; Cincinnati, Ohio. Linebacker/defensive end Miami (Ohio) 1998-2002. No pro playing experience. College coach: Wooster 2003, Kent State 2004-10, Miami (Ohio) 2011-12, Florida Atlantic 2013, Tiffin 2014-17. Pro coach: Tennessee Titans 2018-21, Las Vegas Raiders 2022-23. Joined Bills in 2024.

**Austin Gund,** offensive assistant/offensive line; born July 1, 1993; Washington, D.C. Offensive lineman Richmond 2011-14. No pro playing experience. College coach: Delaware 2017, Belhaven (Miss.) 2018-19, Wake Forest 2010-21. Pro coach: Joined Bills in 2022.

**Cory Harkey,** assistant special teams; born June 17, 1990; Chicago, Ill. Tight end UCLA 2008-11. Pro tight end St. Louis/Los Angeles Rams 2012-16.

College coach: Azusa Pacific 2019-20, Tennessee State 2021. Pro coach: Green Bay Packers 2019, Los Angeles Rams 2019. Joined Bills in 2022.

**Adam Henry,** wide receivers; born April 27, 1972; Beaumont, Texas. Wide receiver McNeese State 1990-93. Pro wide receiver New Orleans Saints 1994-96. College coach: McNeese State 1997-2006, LSU 2012-14, Indiana 2022. Pro coach: Oakland Raiders 2007-11, San Francisco 49ers 2015, New York Giants 2016-17, Cleveland Browns 2018-19, Dallas Cowboys 2020-21. Joined Bills in 2023.

**Al Holcomb,** linebackers; born Oct. 22, 1970; Queens, N.Y. Attended West Virginia. No college or pro playing experience. College coach: Temple 1995-96, Colby 1997, Bloomsburg 1998-2003, Kutztown 2004-05, Lafayette 2006-08. Pro coach: New York Giants 2009-12, Carolina Panthers 2013-17, Arizona Cardinals 2018, Cleveland Browns 2019, Carolina Panthers 2020-22. Joined Bills in 2023.

**Aaron Kromer,** offensive line; born April 30, 1967; Sandusky, Ohio. Tackle Miami (Ohio) 1986-89. No pro playing experience. College coach: Miami (Ohio) 1990-98, Northwestern 1998-2000. Pro coach: Oakland Raiders 2001-04, Tampa Bay Buccaneers 2005-07, New Orleans Saints 2008-12 (interim head coach six games in 2012), Chicago Bears 2013-14, Buffalo Bills 2015-16, Los Angeles Rams 2017-20. Rejoined Bills in 2022.

**Marc Lubick,** passing game specialist/game management; born Nov. 13, 1977; Bozeman, Mont. Safety Montana State 1996-99. No pro playing experience. College coach: Colorado State 2000-02 and 2005-09, Vanderbilt 2014. Pro coach: St. Louis Rams 2003-04, Houston Texans 2010-13, Denver Broncos 2015-16. Joined Bills in 2017.

**DJ Mangas,** offensive quality control; born Feb. 22, 1989; Arlington, Va. Wide receiver William & Mary 2007-11. No pro playing experience. College coach: Hampden-Sydney 2012, Georgetown 2013, William & Mary 2014-18, LSU 2019 and 2021, Central Florida 2022, Buffalo 2023. Pro coach: Carolina Panthers 2020. Joined Bills in 2023.

**Kyle Shurmur,** offensive quality control; born Nov. 6, 1996; East Lansing, Mich. Quarterback Vanderbilt 2015-18. Pro quarterback Kansas City Chiefs 2019, Cincinnati Bengals 2020, Washington Football Team 2021. No college coaching experience. Pro coach: Joined Bills in 2022.

**Kelly Skipper,** running backs; born July 25, 1967; Brawley, Calif. Running back Fresno State 1984-88. No pro playing experience. College coach: Fresno

## BUFFALO BILLS

State 1989-97, UCLA 1988-2002, Washington State 2003-06. Pro coach: Oakland Raiders 2007-14, Jacksonville Jaguars 2015-16. Joined Bills in 2017.

**Christian Taylor**, defensive quality control; born Jan. 12, 1984; Yorktown, Va. Quarterback William & Mary 2002-06. No pro playing experience. College coach: William & Mary 2008-09 and 2020-23, San Diego State 2010, Michigan 2011, San Diego 2012-13 and 2016-18, Illinois Wesleyan 2014-15. Pro coach: Joined Bills in 2024.

**Matthew Smiley**, special teams coordinator; born Oct. 2, 1978; Hoopeston, Ill. Wide receiver Illinois 1997-2001. No pro playing experience. College coach: Dartmouth 2005-06, Eureka 2007-08, Eastern Illinois 2009-11, Charleston Southern 2012. Pro coach: Jacksonville Jaguars 2013-16. Joined Bills in 2017.

**Marcus West**, defensive line; born Nov. 6, 1983; Amory, Miss. Defensive lineman Memphis 2002-05. Pro defensive lineman Indianapolis Colts 2006, Amsterdam Admirals (NFL) 2007, Hamilton Tiger-Cats (CFL) 2007. College coach: Wartburg 2008,

Chattanooga 2009-15, Austin Peay 2016-17, Minnesota 2018, Charlotte 2019-21. Pro coach: Joined Bills in 2022.

**Matt Worswick**, director team administration; born May 6, 1991; Glen Cove, N.Y. Attended Marquette. No college or pro playing experience. Pro coach: Carolina Panthers (football operations assistant) 2016. Joined Bills in 2017.

### RECORD HOLDERS

#### INDIVIDUAL RECORDS—CAREER

Rushing (Yds.)	Thurman Thomas, 1988-99	11,938
Passing (Yds.)	Jim Kelly, 1986-96	35,467
Passing (TDs)	Jim Kelly, 1986-96	237
Receiving (No.)	Andre Reed, 1985-99	941
Receiving (Yds.)	Andre Reed, 1985-99	13,095
Interceptions	George (Butch) Byrd, 1964-70	40
Punting (Avg.)	Colton Schmidt, 2014-18	44.0
Punt Return (Avg.)	Roscoe Parrish, 2005-11	12.0
Kickoff Return (Avg.)	O.J. Simpson, 1969-77	30.0
Field Goals	Steve Christie, 1992-2000	234
Touchdowns (Tot.)	Andre Reed, 1985-99	87
	Thurman Thomas, 1988-99	87
Points	Steve Christie, 1992-2000	1,011
*Sacks	Bruce Smith, 1985-99	**171.0

#### INDIVIDUAL RECORDS—SINGLE SEASON

Rushing (Yds.)	O.J. Simpson, 1973	2,003
Passing (Yds.)	Josh Allen, 2020	4,544
Passing (TDs)	Josh Allen, 2020	37
Receiving (No.)	Stefon Diggs, 2020	127
Receiving (Yds.)	Stefon Diggs, 2020	1,535
Interceptions	Billy Atkins, 1961	10
	Tom Janik, 1967	10
Punting (Avg.)	Corey Bojorquez, 2020	50.8
Punt Return (Avg.)	Leodis McKelvin, 2012	18.7
Kickoff Return (Avg.)	Terrence McGee, 2005	30.2
Field Goals	Dan Carpenter, 2014	34
Touchdowns (Tot.)	O.J. Simpson, 1975	23
Points	Tyler Bass, 2020	141
*Sacks	Bruce Smith, 1990	19.0

#### INDIVIDUAL RECORDS—SINGLE GAME

Rushing (Yds.)	O.J. Simpson, 11-25-76	273
Passing (Yds.)	Drew Bledsoe, 9-15-02	463
Passing (TDs)	Jim Kelly, 9-8-91	6
Receiving (No.)	Andre Reed, 11-20-94	15
Receiving (Yds.)	Lee Evans, 11-19-06	265
Interceptions	Many times	3
	Last time by Nate Clements, 10-20-02	
Field Goals	Steve Christie, 10-20-02	6
	Tyler Bass, 10-25-20, 11-20-22	6
Touchdowns (Tot.)	Cookie Gilchrist, 12-8-63	5
Points	Cookie Gilchrist, 12-8-63	30
*Sacks	Mario Williams, 9-15-13	4.5

\*Sacks became an official statistic in 1982  
\*\*NFL Record

**2024 VETERAN ROSTER**

No.	Name	Pos.	Ht.	Wt.	Birthdate	NFL		College	Hometown	How Acq.	'23 Games/	
						Exp.	Starts				Starts	Starts
17	Allen, Josh	QB	6-5	237	5/21/96	7		Wyoming	Firebaugh, Calif.	D1a-18		17/17
70	Anderson, Alec	T	6-5	305	10/3/99	2		UCLA	Fontana, Calif.	UDFA-22		0/0
51	Ankou, Eli	DT	6-3	325	6/8/94	6		UCLA	Orleans, Ontario, Canada	FA-23		1/0
2	Bass, Tyler	K	5-10	183	2/14/97	5		Georgia Southern	Columbia, S.C.	D6-20		17/0
47	Benford, Christian	CB	6-1	205	9/21/00	3		Villanova	Randalstown, Md.	D6b-22		15/14
43	Bernard, Terrel	LB	6-1	224	5/7/99	3		Baylor	La Porte, Texas	D3-22		17/17
32	Brown, Kyron	CB	6-1	195	5/26/96	2		Akron	Boynton Beach, Fla.	FA-23		0/0
79	Brown, Spencer	T	6-8	311	2/28/98	4		Northern Iowa	Lenox, Iowa	D3-21		17/17
77	Clapp, Will	C/G	6-5	311	12/10/95	7		LSU	New Orleans, La.	FA-24		14/11*
14	Claypool, Chase	WR	6-4	238	7/7/98	5		Notre Dame	Abbotsford, BC, Canada	FA-24		4/2*
71	Collins, La'el	T	6-4	315	7/26/93	9		LSU	Baton Rouge, La.	FA-24		0/0*
4	Cook, James	RB	5-11	190	9/25/99	3		Georgia	Miami, Fla.	D2-22		17/13
84	Davidson, Zach	TE	6-7	251	7/15/98	2		Central Missouri	Webb City, Mo.	FA-22		0/0
73	Dawkins, Dion	T	6-5	320	4/26/94	8		Temple	Rahway, N.J.	D2b-17		17/17
31	Douglas, Rasul	CB	6-2	209	8/29/94	8		West Virginia	East Orange, N.J.	TR-23 (GB)		16/15
72	Doyle, Tommy	T	6-8	320	5/6/98	4		Miami (OH)	Edina, Minn.	D5-21		0/0
76	Edwards, David	G	6-6	308	3/20/97	6		Wisconsin	Downers Grove, Ill.	FA-23		17/0
21	Edwards, Mike	S	5-10	205	5/18/96	6		Kentucky	Cincinnati, Ohio	FA-24		17/5*
5	Elam, Kaiir	CB	6-1	191	5/5/01	3		Florida	Riviera Beach, Fla.	D1-22		3/2
57	Epenesa, A.J.	DE	6-6	260	9/15/98	5		Iowa	Edwardsville, Ill.	D2-20		15/1
37	Evans, Darrynton	RB	5-10	203	7/9/98	4		Appalachian State	New Smyrna Beach, Fla.	FA-24		7/0*
69	Ferguson, Reid	LS	6-2	235	3/24/94	8		LSU	Buford, Ga.	FA-16		17/0
41	Gilliam, Reggie	FB	6-0	244	8/20/97	5		Toledo	Galloway, Ohio	UDFA-20		17/0
15	Haack, Matt	P	6-0	205	7/25/94	8		Arizona State	West Des Moines, Iowa	FA-24		1/0*
19	Hamler, K.J.	WR	5-9	178	7/8/99	4		Penn State	Pontiac, Mich.	FA-24		0/0*
3	Hamlin, Damar	S	6-0	200	3/24/98	4		Pittsburgh	McKees Rock, Pa.	D6b-21		5/0
13	Hollins, Mack	WR	6-4	221	9/16/93	8		North Carolina	Rockville, Md.	FA-24		13/3
87	Isabella, Andy	WR	5-9	188	11/18/96	5		Massachusetts	Mayfield, Ohio	FA-23		2/0
98	Johnson, Austin	DT	6-4	314	5/8/94	9		Penn State	Richland, N.J.	FA-24		17/17*
7	Johnson, Taron	CB	5-11	192	7/27/96	7		Weber State	Sacramento, Calif.	D4-18		17/17
26	Johnson, Ty	RB	5-10	210	9/17/97	5		Maryland	Cumberland, Md.	FA-23		10/0
59	Jonathan, Kingsley	DE	6-4	260	4/28/98	3		Syracuse	Baltimore, Md.	FA-22		13/0
92	Jones, DaQuan	DT	6-4	320	12/27/91	11		Penn State	Johnson City, N.Y.	FA-22		7/7
45	Jones, Deion	LB	6-1	222	11/4/94	9		LSU	New Orleans, La.	FA-24		13/3*
86	Kincaid, Dalton	TE	6-3	246	10/18/99	2		Utah	Las Vegas, Nev.	D1-23		16/11
88	Knox, Dawson	TE	6-4	254	11/14/96	6		Mississippi	Brentwood, Tenn.	D3b-19		12/11
39	Lewis, Cam	DB	5-9	183	4/13/97	5		Buffalo	Detroit, Mich.	UDFA-19		17/0
8	Martin, Sam	P	6-1	211	2/27/90	12		Appalachian State	Fayetteville, Ga.	FA-22		17/0
66	McGovern, Connor	G	6-5	318	11/3/97	6		Penn State	Larksville, Pa.	FA-23		17/17
83	McKitty, Tre'	TE	6-4	246	1/12/99	3		Georgia	Bradenton, Fla.	FA-23		6/0
58	Milano, Matt	LB	6-0	223	7/28/94	8		Boston College	Orlando, Fla.	D5a-17		5/5
40	Miller, Von	LB	6-3	250	3/26/89	14		Texas A&M	Desoto, Texas	FA-22		12/0
85	Morris, Quintin	TE	6-2	252	1/21/99	3		Bowling Green	Richmond, Texas	UDFA-21		15/0
52	Morrow, Nicholas	LB	6-0	225	7/10/95	7		Greenville	Huntsville, Al.	FA-24		15/12*
91	Oliver, Ed	DT	6-1	287	12/12/97	6		Houston	Houston, Texas	D1-19		16/16
9	Rapp, Taylor	S	6-0	208	12/22/97	6		Washington	Bellingham, Wa.	FA-23		16/4
50	Rousseau, Greg	DE	6-6	266	4/5/00	4		Miami	Hialeah, Fla.	D1-21		16/16
1	Samuel, Curtis	WR	5-11	195	8/11/96	8		Ohio State	Brooklyn, N.Y.	FA-24		16/13*
10	Shakir, Khalil	WR	6-0	190	2/3/00	3		Boise State	Murrieta, Calif.	D5-22		17/10
18	Shorter, Justin	WR	6-4	229	4/17/00	2		Florida	Monmouth Junction, N.J.	D5-23		0/0
94	Smoot, Dawuane	DE	6-3	275	3/2/95	8		Illinois	Groveport, Ohio	FA-24		12/0*
54	Spector, Baylon	LB	6-0	233	10/20/98	3		Clemson	Calhoun, Ga.	D7-22		9/0
99	Toohill, Casey	DE	6-5	250	8/21/96	5		Stanford	San Diego, Calif.	FA-24		16/8*
64	Torrence, O'Cyrus	G	6-5	330	1/20/00	2		Florida	Greensburg, La.	D2-23		17/17
11	Trubisky, Mitchell	QB	6-2	220	8/20/94	8		North Carolina	Mentor, Ohio	FA-24		5/2*
81	Valdes-Scantling, Marquez	WR	6-4	206	10/10/94	7		South Florida	St. Petersburg, Fla.	FA-24		16/10*
74	Van Demark, Ryan	T	6-6	307	3/22/98	2		Connecticut	Princeton, N.J.	FA-22		12/0
93	Williams, DeShawn	DT	6-1	295	12/29/92	6		Clemson	Central, S.C.	FA-24		16/5*
42	Williams, Dorian	LB	6-1	228	6/28/01	2		Tulane	Indian Land, S.C.	D3-23		17/2

## BUFFALO BILLS

\* Clapp played 14 games with LA Chargers; Claypool played three games with Chicago and one game with Miami; Collins last active with Cincinnati in 2022; M. Edwards played 17 games with Kansas City; Evans played five games with Chicago and two games with Miami; Haack played one game with Cleveland; Hamler last active with Denver in 2022; Hollins played 13 games with Atlanta; A. Johnson played 17 games with LA Chargers; Jones played 13 games with Carolina; Morrow played 15 games with Philadelphia; Samuel played 16 games with Washington; Smoot played 12 games with Jacksonville; Toohill played 16 games with Washington; Trubisky played five games with Pittsburgh; Valdes-Scantling played 16 games with Kansas City; De. Williams played 16 games with Carolina.

t - Buffalo traded for Douglas (GB)

Players lost through unrestricted free agency (seven): QB Kyle Allen (PIT, seven games in '23); LB Tyrel Dodson (SEA, 17); DE Leonard Floyd (SF, 17); DT Poona Ford (LAC, eight); CB Dane Jackson (CAR, 15); DT Jordan Phillips (NYG, 14); DT Tim Settle (HOU, 17); WR Trent Sherfield (MIN, 17).

Also played with Bills in '23—RB Damien Harris (six games); S Micah Hyde (14); DT Linval Joseph (seven); LB A.J. Klein (two); DE Shaq Lawson (16); LB Tyler Matakevich (17); RB Latavius Murray (16).

### FIRST-YEAR ROSTER

Name	Pos.	Ht.	Wt.	Birthdate	College	Hometown	How Acq.
Andreessen, Joe	LB	6-0	240	2/7/00	Buffalo	Lancaster, N.Y.	FA-24
Bills, Keaton	G	6-4	321	5/22/98	Utah	Draper, Utah	FA
Bishop, Cole	S	6-2	206	10/24/02	Utah	Peachtree City, Ga.	D2b
Bothroyd, Rondell	DE	6-2	277	1/8/00	Oklahoma	Storrs, Conn.	FA
Britton, Gunner	G	6-6	302	2/29/00	Auburn	Conway, S.C.	FA
Browning, Jack	P	5-11	190	11/14/01	San Diego	Lakeside, Calif.	FA
Buechele, Shane (1)	QB	6-0	210	1/8/98	SMU	Arlington, Texas	FA-23
Carter, DeWayne	DT	6-2	302	12/10/00	Duke	Pickerington, Ohio	D3
Clayton, Travis	T	6-7	303	2/17/01	International Player Pathway Program	Basingstoke, UK	D7
Cline, Kameron (1)	DE	6-4	275	2/19/98	South Dakota	San Diego, Calif.	W-23 (IND)
Coleman, Keon	WR	6-3	213	5/17/03	Florida State	Opelousas, La.	D2a
Couch, TeCory	CB	5-10	185	9/6/99	Miami (FL)	Hollywood, Fla.	FA
Davis, Ray	RB	5-8	211	11/20/99	Kentucky	Blainstown, N.J.	D4a
Deen, Branson	DT	6-1	298	2/12/00	Miami (FL)	Indianapolis, Ind.	FA
Edwards, Mike	G	6-5	363	11/10/98	Campbell	Hope Mills, N.C.	FA
Gore Jr., Frank	RB	5-8	201	3/13/02	Southern Miss	Miami, Fla.	FA
Gourage, Richard (1)	T	6-5	306	10/15/98	Florida	Tampa, Fla.	FA-23
Grable, Tylan	T	6-5	306	10/4/99	Central Florida	Gordon, Ga.	D6a
Hardy, Daequan	CB	5-9	179	6/13/01	Penn State	Pittsburgh, Pa.	D6b
Ingram, Ja'Marcus (1)	CB	6-2	190	9/2/97	Buffalo	Dallas, Texas	FA-22
Jarvis, Kevin (1)	OL	6-6	325	12/22/98	Michigan State	Park Ridge, Ill.	FA-23
Johnson, Xavier	WR	6-1	204	5/11/99	Ohio State	Cincinnati, Ohio	FA
Keys III, Lawrence	WR	5-9	171	12/9/99	Tulane	New Orleans, L.A.	FA
Lovely, Keni-H	CB	5-10	182	5/12/00	Western Michigan	Delray Beach, Fla.	FA
Shavers, Tyrell (1)	WR	6-4	211	8/18/99	San Diego State	Lewisville, Texas	FA-23
Solomon, Javon	DE	6-1	246	1/17/01	Troy	Tallahassee, Fla.	D5c
Thompson, Bryan (1)	WR	6-1	195	4/7/99	Arizona State	Moreno Valley, Calif.	FA-23
Ugwoegbu, David	DE	6-3	250	9/13/00	Houston	Katy, Texas	FA
Ulofoshio, Edefuan	LB	6-0	239	1/23/00	Washington	Las Vegas, Nev.	D5b
Van Pran-Granger, Sedrick	C/G	6-4	315	10/23/01	Georgia	New Orleans, La.	D5a
Williamson, Kendall (1)	S	6-0	203	8/24/00	Stanford	Snellville, Ga.	FA

The term **NFL Rookie** is defined as a player who is in his first season of professional football and has not been on the roster of another professional football team for any regular-season or postseason games. A **Rookie** is designated by an "R" on NFL rosters. Players who have been active in another professional football league or players who have NFL experience, including either preseason training camp or being on an Active List or Inactive List, or on Reserve/Injured or Reserve/Physically Unable to Perform for fewer than six regular-season games, are termed **NFL First-Year Players**. An **NFL First-Year Player** is designated by a "1" on NFL rosters. Thereafter, a player is credited with an additional year of experience for each season in which he accumulates six games on the Active List or Inactive List, or on Reserve/Injured or Reserve/Physically Unable to Perform

Log on to [www.buffalobills.com](http://www.buffalobills.com) for an up-to-date roster.



# CINCINNATI BENGALS

## 2023 TEAM RECORD

### REGULAR SEASON (9-8)

Date	Opponent	Result
Sept. 10	at Cleveland	L 3-24
Sept. 17	BALTIMORE	L 24-27
Sept. 25	L.A. RAMS	W 19-16
Oct. 1	at Tennessee	L 3-27
Oct. 8	at Arizona	W 34-20
Oct. 15	SEATTLE	W 17-13
Oct. 29	at San Francisco	W 31-17
Nov. 5	BUFFALO	W 24-18
Nov. 12	HOUSTON	L 27-30
Nov. 16	at Baltimore	L 20-34
Nov. 26	PITTSBURGH	L 10-16
Dec. 4	at Jacksonville (OT)	W 34-31
Dec. 10	INDIANAPOLIS	W 34-14
Dec. 16	MINNESOTA (OT)	W 27-24
Dec. 23	at Pittsburgh	L 11-34
Dec. 31	at Kansas City	L 17-25
Jan. 7	CLEVELAND	W 31-14

### SCORE BY PERIODS

Team	85	96	82	97	6	—	366
Opponents	69	131	85	99	0	—	384

## 2023 TEAM STATISTICS

	Team	Opp.
Total First Downs	329	351
Rushing	90	127
Passing	208	201
Penalty	31	23
3rd Down: Made/Att	82/218	87/213
3rd Down Pct.	37.6	40.8
4th Down: Made/Att	9/20	7/15
4th Down Pct.	45.0	46.7
Possession Avg.	30:30	29:30
Total Net Yards	5422	6368
Avg. Per Game	318.9	374.6
Total Plays	1048	1055
Avg. Per Play	5.2	6.0
Net Yards Rushing	1527	2145
Avg. Per Game	89.8	126.2
Total Rushes	383	456
Net Yards Passing	3895	4223
Avg. Per Game	229.1	248.4
Sacked/Yards Lost	50/362	44/257
Gross Yards	4257	4480
Att./Completions	615/420	555/364
Completion Pct.	68.3	65.6
Had Intercepted	14	17
Punts/Average	76/44.3	67/46.5
Net Punting Avg.	76/40.3	67/40.2
Penalties/Yards	76/614	92/784
Fumbles/Ball Lost	10/2	18/9
Touchdowns	41	41
Rushing	12	17
Passing	27	23
Returns	2	1

## 2023 INDIVIDUAL STATISTICS

PASSING	Att	Cmp	Yds	Cmp%	Yds/Att	TD	TD%	Int	Int%	LG	Sk/Lost	Rtng
Burrow	365	244	2309	66.8	6.33	15	4.1	6	1.6	64t	24/180	91.0
Browning	243	171	1936	70.4	7.97	12	4.9	7	2.9	80t	24/169	98.4
McCarron	5	4	19	80.0	3.80	0	0.0	0	0.0	10	1/9	82.5
Boyd	1	0	0	0.0	0.00	0	0.0	1	100.0	—	0/0	0.0
Chase	1	1	-7	100.0	-7.00	0	0.0	0	0.0	-7	0/0	79.2
Hudson	0	0	0	—	—	0	—	0	—	—	1/4	—
Team	615	420	4257	68.3	6.92	27	4.4	14	2.3	80t	50/362	93.0
Opponents	555	364	4480	65.6	8.07	23	4.1	17	3.1	86t	44/257	91.4

SCORING	TD			PAT	FG	Saf	Pts
	Tot	Ru	Rec				
McPherson	0	0	0	40/40	26/31	0	118
Mixon	12	9	3	0	0	74	
Chase	7	0	0	0	0	42	
Higgins	5	0	0	0	0	30	
Iosivas	4	0	0	0	0	24	
Browning	3	3	0	0	0	18	
Boyd	2	0	0	0	0	12	
D.Sample	2	0	0	0	0	12	
C.Brown	1	0	1	0	0	6	
Hudson	1	0	1	0	0	6	
Irwin	1	0	1	0	0	6	
C.Jones	1	0	0	1	0	6	
J.Smith	1	0	1	0	0	6	
Taylor-Britt	1	0	0	1	0	6	
Team	41	12	27	2	40/40	26/31	0
Opponents	41	17	23	1	36/38	32/35	0

2-Pt Conv: Mixon. Team 1-1. Opponents 3-3.

RUSHING	No.	Yds	Avg	LG	TD
Mixon	257	1034	4.0	44	9
C.Brown	44	179	4.1	31	0
Browning	27	127	4.7	21	3
Burrow	31	88	2.8	20	0
T.Williams	15	69	4.6	15	0
C.Jones	2	13	6.5	7	0
Evans	2	12	6.0	7	0
Boyd	2	11	5.5	6	0
Chase	3	-6	-2.0	2	0
Team	383	1527	4.0	44	12
Opponents	456	2145	4.7	41	17

RECEIVING	No.	Yds	Avg	LG	TD
Chase	100	1216	12.2	76t	7
Boyd	67	667	10.0	64	2
Mixon	52	376	7.2	45	3
Higgins	42	656	15.6	80t	5
Hudson	39	352	9.0	26	1
Irwin	25	316	12.6	32t	1
D.Sample	22	163	7.4	22t	2
J.Smith	18	115	6.4	14	1
Iosivas	15	116	7.7	16	4
C.Brown	14	156	11.1	54t	1
Wilcox	9	56	6.2	12	0
C.Jones	7	64	9.1	35	0
T.Williams	7	10	1.4	5	0
Lassiter	1	-2	-2.0	2	0
Evans	1	-1	-1.0	-1	0
Browning	1	-7	-7.0	-7	0
Team	420	4257	10.1	80t	27
Opponents	364	4480	12.3	86t	23

INTERCEPTIONS	No.	Yds	Avg	LG	TD
Taylor-Britt	4	65	16.3	30	1
L.Wilson	4	42	10.5	26	0
D.Hill	2	20	10.0	20	0
Hilton	2	16	8.0	16	0
Pratt	2	9	4.5	9	0
B.Hill	2	0	0.0	0	0
Battle	1	0	0.0	0	0
Team	17	152	8.9	30	1
Opponents	14	129	9.2	36t	1

PUNTING	No.	Yds	Avg	Net	TB	In20	LG	B
Robbins	76	3369	44.3	40.3	5	20	62	0
Team	76	3369	44.3	40.3	5	20	62	0
Opponents	67	3117	46.5	40.2	4	25	66	0

PUNT RETURNS	Ret	FC	Yds	Avg	LG	TD
C.Jones	23	11	248	10.8	81t	1
Irwin	10	5	98	9.8	28	0
Iosivas	1	0	0	0.0	0	0
Team	34	16	346	10.2	81t	1
Opponents	29	26	203	7.0	27	0

KICKOFF RETURNS	No.	Yds	Avg	LG	TD
T.Williams	12	290	24.2	46	0
C.Brown	2	44	22.0	27	0
Evans	2	45	22.5	27	0
Irwin	1	8	8.0	8	0
Team	17	387	22.8	46	0
Opponents	13	221	17.0	33	0

FIELD GOALS	1-19	20-29	30-39	40-49	50+
McPherson	0/0	5/5	6/6	8/8	7/12
Team	0/0	5/5	6/6	8/8	7/12
Opponents	0/0	6/6	10/11	12/13	4/5

SACKS	No.
Hendrickson	17.5
Hubbard	6.0
B.Hill	4.5
Murphy	3.0
Battle	2.0
Hilton	2.0
Pratt	2.0
D.Hill	1.5
C.Sample	1.5
Ossai	1.0
Reader	1.0
Turner	1.0
L.Wilson	1.0
Team	44.0
Opponents	50.0



## 2024 COACHING STAFF

**Zac Taylor, Head Coach**

**Pro Career:** Zac Taylor is in his sixth season as head coach of the Cincinnati Bengals, after being named the 10th head coach in team history on Feb. 4, 2019. In 2023, his fifth season as head coach, Taylor guided the Bengals to their third consecutive winning season as the team posted a 9-8 record. He led Cincinnati to back-to-back AFC North titles in 2021 and 2022, marking the first time in team history the Bengals won their division in consecutive years. Under Taylor's direction in 2021, the Bengals won the AFC for the first time since 1988 and advanced to Super Bowl LVI. They followed up with another AFC Championship Game appearance following the 2022 season, improving Taylor's post-season record to 5-2. Taylor came to Cincinnati after two seasons with the L.A. Rams, where he served as assistant wide receivers coach in 2017 and quarterbacks coach in '18. With Taylor on staff, the Rams won the NFC West in 2018 and advanced to Super Bowl LIII. Taylor broke into NFL coaching in 2012 with the Miami Dolphins as assistant quarterbacks coach. He was elevated to quarterbacks coach from 2013-15. He spent the final five games of 2015 as the Dolphins' interim offensive coordinator and primary play-caller. Career record: 42-46-1.

**Background:** Played quarterback at Wake Forest (2002-03), Butler County (Kan.) C.C. (2004) and Nebraska (2005-06). As a senior in 2006, Taylor was named Big 12 Offensive Player of the Year after passing for 3,197 yards and leading the Cornhuskers to a 9-3 record, an appearance in the Big 12 Championship Game and a berth in the Cotton Bowl. He was inducted into the Nebraska Football Hall of Fame in 2017. He joined the Tampa Bay Buccaneers as a college free agent in 2007, but was waived prior to the start of training camp. Later that year, he joined the Winnipeg Blue Bombers of the Canadian Football League, where he spent one season (did not play). Taylor coached collegiately at Texas A&M (2008-11) and Cincinnati (2016).

**Personal:** Taylor was born on May 10, 1983, in Norman, Okla. He earned a bachelor's degree in communication studies from Nebraska in 2006. He and his wife, Sarah, have four children — Brooks, Luke, Emma Claire and Milly. Sarah Taylor is the daughter of former Green Bay Packers and Texas A&M head coach Mike Sherman. Taylor's father, Sherman, was a defensive back and captain at Oklahoma (1976-79). Sherwood Taylor later served as an assistant coach at Oklahoma and Kansas State. Taylor's brother, Press, played quarterback at Marshall and is currently the offensive coordinator for the Jacksonville Jaguars.

**ASSISTANT COACHES**

**Lou Anarumo,** defensive coordinator; born Aug. 18, 1966; Staten Island, N.Y. Attended Wagner. No college or pro playing experience. College coach: U.S. Merchant Marine Academy 1989-90 and 1992-94, Wagner 1990, Syracuse 1990-91, Harvard 1995-2000, Marshall 2001-03, Purdue 2004-11. Pro coach: Miami Dolphins 2012-17, New York Giants 2018. Joined Bengals in 2019.

**James Bettcher,** linebackers; born May 27, 1978; Lakeville, Ind. Offensive lineman St. Francis (Ind.) 1999-2002. No pro playing experience. College coach: St. Francis (Ind.) 2003-05, Bowling Green 2006, North Carolina 2007-09, Ball State 2010, New Hampshire 2011. Pro coach: Indianapolis Colts 2012, Arizona Cardinals 2013-17, New York Giants 2018, San Francisco 49ers 2021. Joined Bengals in 2022.

**Joey Boese,** director of player performance/strength and conditioning; born Feb. 28, 1980; Chicago, Ill. Defensive back Wisconsin 1998-2001. Pro defensive back Calgary Stampeders (CFL) 2003-06. College coach: Texas A&M 2008-11, Fresno State 2012-15, Illinois 2016-18. Pro coach: Joined Bengals in 2019.

**Charles Burks,** secondary/cornerbacks; born Sept. 21, 1987; Laredo, Texas. Cornerback East Central 2008-10. No pro playing experience. College coach: East Central 2011, West Texas A&M 2012, Texas A&M-Commerce 2013, Southeastern Oklahoma State 2014-18. Pro coach: Miami Dolphins 2019-21. Joined Bengals in 2022.

**James Casey,** tight ends; born Sept. 22, 1984; Fort Worth, Texas. Tight end Rice 2007-08. Pro tight end/fullback Houston Texans 2009-12, Philadelphia Eagles 2013-14, Denver Broncos 2015. College coach: Houston 2016-18. Pro coach: Joined Bengals in 2019.

**Louie Cioffi,** defensive quality control; born Sept. 21, 1973; Queens, N.Y. Attended State University of New York at Stony Brook. No college or pro playing experience. College coach: C.W. Post 1995-96, Southeastern Louisiana 2018. Pro coach: New York Jets 1993-94, Cincinnati Bengals 1997-2010, Arizona Cardinals 2011-12, Cleveland Browns 2013 and 2016, Tennessee Titans 2014-15, Atlanta Legends (AAF) 2019, D.C. Defenders (XFL) 2020. Rejoined Bengals in 2021.

**Mark Duffner,** senior defensive assistant; born July 19, 1953; Annandale, Va. Defensive lineman William & Mary 1972-74. No pro playing experience. College coach: Ohio State 1975-76, Cincinnati 1977-80, Holy Cross 1981-91 (head coach 1986-91), Maryland 1992-96 (head coach). Pro coach: Cincinnati Bengals 1997-2002, Green Bay Packers 2003-05, Jacksonville Jaguars 2006-13, Miami Dolphins 2014-15, Tampa Bay Buccaneers 2016-18. Rejoined Bengals in 2019.

**Derek Frazier,** assistant offensive line; born Feb. 8, 1974; Fort Collins, Colo. Offensive line Northern Colorado 1993-96. No pro playing experience. College coach: Nichols 1998-2000, Adams State 2001-02, Fresno State 2003-04 and 2006-11, Northern Arizona 2005, Colorado State 2012-14, Central Michigan 2015-18, Wyoming 2021. Pro coach: New York Jets 2019-20. Joined Bengals in 2022.

**Justin Hill,** running backs; born Sept. 9, 1988; Dallas, Texas. Running back/linebacker Rice 2007-10. No pro playing experience. College coach: Iowa State 2011, Baylor 2012-14, Tulsa 2015-20. Pro coach: Joined Bengals in 2021.

**Marion Hobby,** defensive line; born Nov. 7, 1966; Birmingham, Ala. Defensive end Tennessee 1986-89. Pro defensive end New England Patriots 1990-92. College coach: Tennessee-Martin 1996, Louisiana-Lafayette 1996-97, Tennessee 1998, Mississippi 1999-2004, Duke 2008-10, Clemson 2011-16. Pro coach: New Orleans Saints 2006-07, Jacksonville Jaguars 2017-18, Miami Dolphins 2019-20. Joined Bengals in 2021.

**Ben Jacobs,** special teams assistant; born April 17, 1988; Farmington, Mo. Linebacker Fresno State 2006-10. Pro linebacker Cleveland Browns 2011-12, Carolina Panthers 2013-18. No college coaching experience. Pro coach: Carolina Panthers 2019, Washington Commanders 2020-23. Joined Bengals in 2024.

**Fredi Knighen,** assistant quarterbacks; born May 14, 1994; Kenosha, Wis. Quarterback Arkansas State 2012-15. No pro playing experience. College coach: Maryland 2016-17, Florida State 2018, Massachusetts 2019-20, Utah State 2021. Pro coach: Joined Bengals in 2022.

**Jordan Kovacs,** secondary/safeties; born June 12, 1990; Curtice, Ohio. Safety Michigan 2009-12. Pro safety Miami Dolphins 2013-15. College coach: Michigan 2017-18. Pro coach: Joined Bengals in 2019.

**Brad Kragthorpe,** quarterbacks; born March 2, 1992; Flagstaff, Ariz. Quarterback Idaho State 2011, LSU 2012-15. No pro playing experience. College coach: Utah State 2016-17, LSU 2018. Pro coach: Joined Bengals in 2019.

**Dan Pitcher,** offensive coordinator; born Jan. 13, 1987; Cortland, N.Y. Quarterback Cortland State 2008-11. No pro playing experience. College coach: Cortland State 2012. Pro coach: Joined Bengals in 2016.

**Frank Pollack,** offensive line/run game coordinator; born Nov. 5, 1967; Camp Springs, Md. Offensive tackle/guard Northern Arizona 1985-89. Pro tackle/guard San Francisco 49ers 1990-97. College coach: Northern Arizona 2005-06. Pro coach: Houston Texans 2007-11, Oakland Raiders 2012, Dallas Cowboys 2013-17, Cincinnati Bengals 2018, New York Jets 2019-20. Rejoined Bengals in 2021.

## CINCINNATI BENGALS

**Justin Rascati**, pass game coordinator; born Feb. 8, 1984; Gainesville, Fla. Quarterback Louisville 2002-03, James Madison 2004-06. Pro quarterback Peoria Pirates (AFL2) 2008, Lexington Horsemen (AFL2) 2009. College coach: Weber State 2012-13, Tennessee-Martin 2014-15, Tennessee Tech 2016, Chattanooga 2017-18. Pro coach: Denver Broncos 2019-21, Minnesota Vikings 2022-23. Joined Bengals in 2024.

**Ronnie Regula**, defensive assistant; born Nov. 29, 1991; Miami, Fla. Tight end Mount St. Joseph 2011, Miami (Fla.) 2012-14. No pro playing experience. College coach: Florida International 2015-16, Nevada-Las Vegas 2017-19, Tennessee 2020, Miami (Fla.) 2021, Notre Dame 2022-23. Pro coach: Joined Bengals in 2024.

**Jordan Salkin**, offensive assistant; born April 29, 1992, Long Island, N.Y. Attended West Virginia. No college or pro playing experience. College coach: James Madison 2014-15, Rutgers 2016, Texas 2017-19, New Mexico 2020, North Carolina 2022, Oregon 2023. Pro coach: Miami Dolphins 2021. Joined Bengals in 2024.

**Darrin Simmons**, assistant head coach/special teams coordinator; born April 9, 1973; Elkhart, Kan. Punter Kansas 1993-95. No pro playing experience. College coach: Kansas 1996, Minnesota 1997. Pro coach: Baltimore Ravens 1998, Carolina Panthers 1999-2002. Joined Bengals in 2003.

**Diamond Simmons**, assistant strength and conditioning; born April 2, 1993; Hanceville, Ala. Running back North Alabama 2012-15. No pro playing experience. College coach: Morehead State 2018, Missouri 2019, UNLV 2020, UCLA 2021-23. Pro coach: Joined Bengals in 2024.

**Garrett Swanson**, assistant strength and conditioning; born June 24, 1994; Riverside, Calif. Punter/kicker Fresno State 2012-15. Pro punter Arizona Cardinals 2016. College coach: Illinois 2017-18. Pro coach: Joined Bengals in 2019.

**Troy Walters**, wide receivers, born Dec. 15, 1976; Bloomington, Ind. Wide receiver Stanford 1995-99. Pro wide receiver Minnesota Vikings 2000-01, Indianapolis Colts 2002-05, Arizona Cardinals 2006, Detroit Lions 2007. College coach: Indiana State 2009, Texas A&M 2010-11, North Carolina State 2012, Colorado 2013-15, Central Florida 2016-17, Nebraska 2018-19. Pro coach: Joined Bengals in 2020.

### RECORD HOLDERS

#### INDIVIDUAL RECORDS—CAREER

Rushing (Yds.)	Corey Dillon, 1997-2003	8,061
Passing (Yds.)	Ken Anderson, 1971-86	32,838
Passing (TDs)	Andy Dalton, 2011-19	204
Receiving (No.)	Chad Johnson, 2001-10	751
Receiving (Yds.)	Chad Johnson, 2001-10	10,783
Interceptions	Ken Riley, 1969-83	65
Punting (Avg.)	Kevin Huber, 2009-22	45.3
Punt Return (Avg.)	Adam Jones, 2010-17	11.4
Kickoff Return (Avg.)	Brandon Wilson, 2017-21	26.6
Field Goals	Jim Breech, 1980-92	225
Touchdowns (Tot.)	Pete Johnson, 1977-83	70
Points	Jim Breech, 1980-92	1,151
*Sacks	Carlos Dunlap, 2010-20	82.5

#### INDIVIDUAL RECORDS—SINGLE SEASON

Rushing (Yds.)	Rudi Johnson, 2005	1,458
Passing (Yds.)	Joe Burrow, 2021	4,611
Passing (TDs)	Joe Burrow, 2022	35
Receiving (No.)	T.J. Houshmandzadeh, 2007	112
Receiving (Yds.)	Ja'Marr Chase, 2021	1,455
Interceptions	Deltha O'Neal, 2005	10
Punting (Avg.)	Kevin Huber, 2020	47.2
Punt Return (Avg.)	Lemar Parrish, 1974	18.8
Kickoff Return (Avg.)	Adam Jones, 2014	31.3
Field Goals	Mike Nugent, 2011	33
Touchdowns (Tot.)	Carl Pickens, 1995	17
Points	Mike Nugent, 2011	132
*Sacks	Trey Hendrickson, 2023	17.5

#### INDIVIDUAL RECORDS—SINGLE GAME

Rushing (Yds.)	Corey Dillon, 10-22-00	278
Passing (Yds.)	Joe Burrow, 12-26-21	525
Passing (TDs)	Carson Palmer, 9-16-07	6
Receiving (No.)	Ja'Marr Chase, 10-8-23	15
Receiving (Yds.)	Ja'Marr Chase, 1-2-22	266
Interceptions	Many times	3
	Last time by Leon Hall, 12-21-08	
Field Goals	Shayne Graham, 11-11-07	7
Touchdowns (Tot.)	Joe Mixon, 11-6-22	5
Points	Joe Mixon, 11-6-22	30
*Sacks	Antwan Odom, 9-20-09	5.0

\*Sacks became an official statistic in 1982

2024 VETERAN ROSTER

No.	Name	Pos.	Ht.	Wt.	Birthdate	NFL		Hometown	How Acq.	'23 Games/ Starts
						Exp.	College			
48	Adomitis, Cal	LS	6-2	238	7/9/98	3	Pittsburgh	Pittsburgh, Pa.	FA-22	17/0
26	Anderson, Tycen	S	6-2	209	6/13/99	3	Toledo	Toledo, Ohio	D5-22	7/0
49	Bachie, Joe	LB	6-2	235	2/26/98	5	Michigan State	Brook Park, Ohio	W(Phi)-21	16/0
27	Battle, Jordan	S	6-1	210	12/14/00	2	Alabama	Fort Lauderdale, Fla.	D3-23	17/7
53	Bell, Travis	DT	6-1	305	10/27/98	2	Kennesaw State	Montgomery, Ala.	W(Atl)-23	0*
24	Bell, Vonn	S	5-11	205	12/12/94	9	Ohio State	Rossville, Ga.	FA-24	13/13*
30	Brown, Chase	HB	5-10	211	3/21/00	2	Illinois	London, Ontario (Canada)	D5-23	12/0
75	Brown, Orlando, Jr.	OT	6-8	345	5/2/96	7	Oklahoma	Baltimore, Md.	UFA(KC)-23	17/17
77	Brown, Trent	OT	6-8	380	4/13/93	10	Florida	Albany, Ga.	UFA(NE)-24	11/8*
6	Browning, Jake	QB	6-2	209	4/11/96	2	Washington	Folsom, Calif.	FA-21	9/7
9	Burrow, Joe	QB	6-4	215	12/10/96	5	Louisiana State	Athens, Ohio	D1-20	10/10
65	Cappa, Alex	G	6-6	310	1/27/95	7	Humboldt State	Dublin, Calif.	UFA(TB)-22	17/17
79	Carman, Jackson	OT	6-5	322	1/22/00	4	Clemson	Fairfield, Ohio	D2-21	2/0
95	Carter, Zach	DT	6-4	290	4/7/99	3	Florida	Tampa, Fla.	D3-22	17/5
1	Chase, Ja'Marr	WR	6-0	201	3/1/00	4	Louisiana State	New Orleans, La.	D1-21	16/16
76	Cochran, Devin	OT	6-7	310	7/17/98	2	Georgia Tech	Athens, Ga.	FA-22	0*
35	Davis, Jalen	CB	5-10	190	2/2/96	5	Utah State	La Mesa, Calif.	FA-20	16/0
59	Davis-Gaither, Akeem	LB	6-2	228	9/21/97	5	Appalachian State	Thomasville, N.C.	D4-20	13/1
25	Evans, Chris	HB	5-11	215	10/5/97	4	Michigan	Indianapolis, Ind.	D6b-21	8/0
61	Ford, Cody	G	6-3	329	12/28/96	6	Oklahoma	Pineville, La.	UFA(Ari)-23	17/1
88	Gesicki, Mike	TE	6-6	252	10/3/95	7	Penn State	Stafford, N.J.	UFA(NE)-24	17/10*
93	Gunter, Jeff	DE	6-4	263	6/1/99	2	Coastal Carolina	Durham, N.C.	D7-22	0*
56	Harper, Devin	LB	6-0	238	5/13/98	3	Oklahoma State	Knoxville, Tenn.	W(Dal)-23	6/0*
91	Hendrickson, Trey	DE	6-4	270	12/5/94	8	Florida Atlantic	Apopka, Fla.	UFA(NO)-21	17/17
5	Higgins, Tee	WR	6-4	219	1/18/99	5	Clemson	Oak Ridge, Tenn.	D2-20	12/11
92	Hill, B.J.	DT	6-3	311	4/20/95	7	North Carolina State	Oakboro, N.C.	T(NYG)-21	17/17
23	Hill, Dax	S	6-0	191	9/29/00	3	Michigan	Tulsa, Okla.	D1-22	17/17
63	Hill, Trey	C	6-4	335	1/23/00	4	Georgia	Warner Robins, Ga.	D6a-21	0*
21	Hilton, Mike	CB	5-9	184	3/9/94	8	Mississippi	Fayetteville, Ga.	UFA(Pit)-21	17/13
94	Hubbard, Sam	DE	6-5	265	6/29/95	7	Ohio State	Cincinnati, Ohio	D3a-18	15/15
87	Hudson, Tanner	TE	6-5	239	11/12/94	5	Southern Arkansas	Camden, Tenn.	FA-22	12/1
80	Iosivas, Andrei	WR	6-3	205	10/15/99	2	Princeton	Honolulu, Hawaii	D6a-23	16/1
16	Irwin, Germaine	WR	6-2	200	12/10/95	5	Stanford	Valencia, Calif.	FA-19	16/5
38	Ivey, DJ	CB	6-1	192	2/25/00	2	Miami (Fla.)	Florida City, Fla.	D7-23	8/0
15	Jones, Charlie	WR	6-0	183	10/29/98	2	Purdue	Deerfield, Ill.	D4-23	11/0
64	Karras, Ted	C	6-4	310	3/15/93	9	Illinois	Indianapolis, Ind.	UFA(NE)-22	17/17
69	Maxwell, Devonsha	DT	6-2	297	5/5/99	2	Tennessee-Chattanooga	Valdosta, Ga.	FA-23	0*
2	McPherson, Evan	K	5-11	185	7/21/99	4	Florida	Fort Payne, Ala.	D5-21	17/0
31	Moss, Zack	HB	5-10	215	12/15/97	5	Utah	Hialeah Gardens, Fla.	UFA(Ind)-24	14/8*
99	Murphy, Myles	DE	6-5	270	1/3/02	2	Clemson	Marietta, Ga.	D1-23	17/0
58	Ossai, Joseph	DE	6-4	263	4/12/00	4	Texas	Ketu Ijanikin, Lagos (Nigeria)	D3-21	14/0
57	Pratt, Germaine	LB	6-3	250	5/21/96	6	North Carolina State	High Point, N.C.	D3-19	17/17
19	Pryor, Kendric	WR	5-11	189	1/6/98	2	Wisconsin	Hazel Crest, Ill.	FA-23	0*
98	Rankins, Sheldon	DT	6-2	305	4/2/94	9	Louisville	Covington, Ga.	UFA(Hou)-24	15/15*
10	Robbins, Brad	P	6-1	205	10/6/98	2	Michigan	Westerville, Ohio	D6b-23	17/0
96	Sample, Cam	DE	6-3	272	9/20/99	4	Tulane	Snellville, Ga.	D4a-21	17/2
89	Sample, Drew	TE	6-5	255	4/16/96	6	Washington	Bellevue, Wash.	D2-19	17/10
70	Smith, D'Ante	OT	6-5	309	6/9/98	4	East Carolina	Augusta, Ga.	D4c-21	0*
22	Stone, Geno	S	5-11	210	4/19/99	5	Iowa	New Castle, Pa.	UFA(Bal)-24	17/11*
29	Taylor-Britt, Cam	CB	5-11	202	10/15/99	3	Nebraska	Montgomery, Ala.	D2-22	12/12
97	Tufele, Jay	DT	6-3	305	7/25/99	4	Southern California	Salt Lake City, Utah	W(Jax)-22	10/0
20	Turner, DJ, II	CB	5-11	180	11/9/00	2	Michigan	Suwanee, Ga.	D2-23	17/12
67	Volson, Cordell	G	6-6	315	7/20/98	3	North Dakota State	Balfour, N.D.	D4-22	17/17
32	Williams, Trayveon	HB	5-8	206	10/18/97	6	Texas A&M	Houston, Texas	D6a-19	17/0
55	Wilson, Logan	LB	6-2	245	7/8/96	5	Wyoming	Casper, Wyo.	D3-20	17/17
11	Woodside, Logan	QB	6-1	213	1/27/95	5	Toledo	Frankfort, Ky.	UFA(Atl)-24	1/0*

## CINCINNATI BENGALS

\* T.Bell played two games with Atlanta; V.Bell played 13 games with Carolina; T.Brown played 11 games with New England; Cochran missed '23 season because of injury; Gesicki played 17 games with New England; Gunter last active with Cincinnati in '22; Harper played three games with Dallas and six with Cincinnati; T.Hill last active with Cincinnati in '22; Maxwell missed '23 season because of injury; Moss played 14 games with Indianapolis; Pryor last active with Jacksonville in '22; Rankins played 15 games with Houston; D.Smith spent portion of '23 season on Cincinnati's active roster; Stone played 17 games with Baltimore.

Players lost through unrestricted free agency (four): CB Chidobe Awuzie (TEN, 16 games in '23); DT DJ Reader (DET, 14); TE Irv Smith Jr. (KC, 12), OT Jonah Williams (ARI, 17).

Also played with Bengals in '23—LB Joe Bachie (16 games), LB Markus Bailey (17), WR Tyler Boyd (17), CB Sidney Jones IV (two), QB AJ McCarron (two), HB Joe Mixon (17), WR Stanley Morgan (three), G Max Scharping (17), S Nick Scott (17), DT Josh Tupou (14), TE Mitchell Wilcox (17).

### FIRST-YEAR ROSTER

Name	Pos.	Ht.	Wt.	Birthdate	College	Hometown	How Acq.
All, Erick, Jr.	TE	6-5	253	9/13/00	Iowa	Fairfield, Ohio	D4
Anthony, Daijahn	S	6-0	195	9/9/00	Mississippi	Richmond, Va.	D7a
Blazek, Justin	DE	6-3	252	2/27/01	Wisconsin-Platteville	Naperville, Ill.	FA
Burgess, Cole	WR	6-1	192	2/11/00	SUNY Cortland	Greenwich, N.Y.	FA
Burton, Jermaine	WR	6-0	200	6/28/01	Alabama	Calabasas, Calif.	D3a
Cain, Noah	HB	5-10	222	12/17/00	Louisiana State	Baton Rouge, La.	FA
Casey, Aaron	LB	6-1	231	6/12/00	Indiana	Douglasville, Ga.	FA
Collins, Elijah	HB	6-0	212	8/1/00	Oklahoma State	Detroit, Mich.	FA
Davis, Dominique (1)	DT	6-2	326	2/28/96	North Carolina at Pembroke	Laurinburg, N.C.	FA-22
Dowell, Michael	S	6-0	217	1/28/00	Miami (Ohio)	North Ridgeville, Ohio	FA-22
George, Allan (1)	CB	5-11	191	7/16/99	Vanderbilt	Andalusia, Ala.	FA-22
Gilliam, Nate (1)	C	6-5	300	7/6/97	Wake Forest	Knoxville, Tenn.	FA-22
Grandy, Cam	TE	6-5	253	11/19/99	Illinois State	Benson, Ill.	FA
Heyward, Shaka (1)	LB	6-3	238	4/19/00	Duke	Dacula, Ga.	FA-23
Jackson, McKinnley	DT	6-2	326	12/26/01	Texas A&M	Luedale, Miss.	D3b
Jackson, Shedrick (1)	WR	6-1	195	10/20/99	Auburn	Auburn, Ala.	FA-23
Jenkins, Kris, Jr.	DT	6-3	300	10/10/01	Michigan	Olney, Maryland	D2
Johnson, Cedric	DE	6-3	260	9/6/02	Mississippi	Mobile, Ala.	D6b
Jules, PJ	S	6-0	203	5/14/01	Southern Illinois	Orlando, Fla.	FA
Kirkland, Jaxson (1)	G	6-7	328	7/30/98	Washington	Portland, Ore.	FA-23
Lassiter, Kwamie, II (1)	WR	5-11	185	1/21/98	Kansas	Chandler, Ariz.	FA-22
Lee, Matt	C	6-4	301	6/6/01	Miami (Fla.)	Oviedo, Fla.	D7b
Lombardi, Rocky	QB	6-4	225	7/30/98	Northern Illinois	Clive, Iowa	FA
McLachlan, Tanner	TE	6-5	244	3/15/99	Arizona	Lethbridge, Alberta, Canada	D6a
McNamara, Austin	P	6-5	204	2/24/01	Texas Tech	Gilbert, Ariz.	FA
Miller, Eric	OT	6-8	311	6/29/00	Louisville	Mason, Ohio	FA
Mims, Amarius	OT	6-8	340	10/14/02	Georgia	Cochran, Ga.	D1
Mosley, Tre	WR	6-1	196	9/25/01	Michigan State	Pontiac, Mich.	FA
Newton, Josh	CB	5-11	190	9/14/00	Texas Christian	Monroe, La.	D5
Njongmeta, Maema	LB	6-0	230	3/9/01	Wisconsin	Buffalo Grove, Ill.	FA
Robinson, Lance	CB	5-10	185	3/20/00	Tulane	New Orleans, La.	FA

The term **NFL Rookie** is defined as a player who is in his first season of professional football and has not been on the roster of another professional football team for any regular-season or postseason games. A Rookie is designated by an "R" on NFL rosters. Players who have been active in another professional football league or players who have NFL experience, including either preseason training camp or being on an Active List or Inactive List, or on Reserve/Injured or Reserve/Physically Unable to Perform for fewer than six regular-season games, are termed **NFL First-Year Players**. An **NFL First-Year Player** is designated by a "1" on NFL rosters. Thereafter, a player is credited with an additional year of experience for each season in which he accumulates six games on the Active List or Inactive List, or on Reserve/Injured or Reserve/Physically Unable to Perform.

Log on to [www.bengals.com](http://www.bengals.com) for an up-to-date roster.



# CLEVELAND BROWNS

## 2023 TEAM RECORD

### REGULAR SEASON (11-6)

Date	Opponent	Result
Sept. 10	CINCINNATI	W 24-3
Sept. 18	at Pittsburgh	L 22-26
Sept. 24	TENNESSEE	W 27-3
Oct. 1	BALTIMORE	L 3-28
Oct. 15	SAN FRANCISCO	W 19-17
Oct. 22	at Indianapolis	W 39-38
Oct. 29	at Seattle	L 20-24
Nov. 5	ARIZONA	W 27-0
Nov. 12	at Baltimore	W 33-31
Nov. 19	PITTSBURGH	W 13-10
Nov. 26	at Denver	L 12-29
Dec. 3	at L.A. Rams	L 19-36
Dec. 10	JACKSONVILLE	W 31-27
Dec. 17	CHICAGO	W 20-17
Dec. 24	at Houston	W 36-22
Dec. 28	N.Y. JETS	W 37-20
Jan. 7	at Cincinnati	L 14-31

### POSTSEASON (0-1)

Jan. 13	at Houston	L 14-45
---------	------------	---------

### SCORE BY PERIODS

Team	74	139	70	113	0	—	396
Opponents	107	87	61	107	0	—	362

## 2023 TEAM STATISTICS

	Team	Opp.
Total First Downs	325	253
Rushing	121	87
Passing	173	136
Penalty	31	30
3rd Down: Made/Att	80/253	67/230
3rd Down Pct.	31.6	29.1
4th Down: Made/Att	18/32	6/15
4th Down Pct.	56.3	40.0
Possession Avg.	32:19	27:41
Total Net Yards	5710	4593
Avg. Per Game	335.9	270.2
Total Plays	1187	1004
Avg. Per Play	4.8	4.6
Net Yards Rushing	2017	1793
Avg. Per Game	118.6	105.5
Total Rushes	518	420
Net Yards Passing	3693	2800
Avg. Per Game	217.2	164.7
Sacked/Yards Lost	45/318	49/349
Gross Yards	4011	3149
Att./Completions	624/355	535/307
Completion Pct.	56.9	57.4
Had Intercepted	23	18
Punts/Average	90/49.4	112/47.3
Net Punting Avg.	90/42.4	112/42.1
Penalties/Yards	115/897	118/923
Fumbles/Ball Lost	27/14	21/10
Touchdowns	42	44
Rushing	15	15
Passing	24	23
Returns	3	6

## 2023 INDIVIDUAL STATISTICS

PASSING	Att	Cmp	Yds	Cmp%	Yds/Att	TD	TD%	Int	Int%	LG	Sk/Lost	Rtng
Flacco	204	123	1616	60.3	7.92	13	6.4	8	3.9	75t	8/57	90.2
D.Watson	171	105	1115	61.4	6.52	7	4.1	4	2.3	59	17/85	84.3
Th.-Robinson	112	60	440	53.6	3.93	1	0.9	4	3.6	23	6/60	51.2
P.Walker	111	54	674	48.6	6.07	1	0.9	5	4.5	58	11/90	52.2
Driskel	26	13	166	50.0	6.38	2	7.7	2	7.7	31t	3/26	63.9
Team	624	355	4011	56.9	6.43	24	3.8	23	3.7	75t	45/318	73.7
Opponents	535	307	3149	57.4	5.89	23	4.3	18	3.4	75t	49/349	74.7

SCORING	TD				PAT	FG	Saf	Pts
	Tot	Ru	Rec	Rt				
Hopkins	0	0	0	0	24/26	33/36	0	123
J.Ford	9	4	5	0			0	56
Hunt	9	9	0	0			0	54
Njoku	6	0	0	0			0	36
Cooper	5	0	5	0			0	32
Da.Bell	3	0	3	0			0	18
Bryant	3	0	3	0			0	18
Moore	2	0	2	0			0	12
D.Watson	1	1	0	0			0	12
Patterson	0	0	0	0	6/7	1/1	0	9
Fields	1	0	0	1			0	6
Hickman	1	0	0	1			0	6
Newsome	1	0	0	1			0	6
Strong	1	1	0	0			0	6
Th.-Robinson	0	0	0	0			0	2
Team	42	15	24	3	30/33	34/37	0	396
Opponents	44	15	23	6	41/41	17/24	2	362

2-Pt Conv: D.Watson 3, Cooper, J.Ford, Thompson-Robinson. Team 6-9. Opponents 1-3.

RUSHING	No.	Yds	Avg	LG	TD
J.Ford	204	813	4.0	69t	4
Hunt	135	411	3.0	16t	9
Strong	63	291	4.6	40	1
Chubb	28	170	6.1	20	0
D.Watson	26	142	5.5	16	1
Thompson-Robinson	14	65	4.6	12	0
Driskel	7	33	4.7	13	0
Goodwin	4	33	8.3	20	0
P.Walker	13	30	2.3	9	0
Moore	9	11	1.2	19	0
Bryant	5	8	1.6	2	0
Tillman	1	8	8.0	8	0
Flacco	9	2	0.2	3	0
Team	518	2017	3.9	69t	15
Opponents	420	1793	4.3	74t	15

RECEIVING	No.	Yds	Avg	LG	TD
Njoku	81	882	10.9	43	6
Cooper	72	1250	17.4	75t	5
Moore	59	640	10.8	42	2
J.Ford	44	319	7.3	50t	5
Tillman	21	224	10.7	23	0
Akins	15	132	8.8	28	0
Hunt	15	84	5.6	13	0
Da.Bell	14	167	11.9	41	3
Bryant	13	81	6.2	23	3
Peoples-Jones	8	97	12.1	29	0
Strong	5	47	9.4	41	0
Goodwin	4	67	16.8	57	0
Chubb	4	21	5.3	10	0
Team	355	4011	11.3	75t	24
Opponents	307	3149	10.3	75t	23

INTERCEPTIONS	No.	Yds	Avg	LG	TD
Emerson	4	25	6.3	14	0
Newsome	2	34	17.0	34t	1
Ward	2	20	10.0	20	0
D.Bell	2	8	4.0	6	0
Owusu-Koramoah	2	8	4.0	8	0
Hickman	1	30	30.0	30t	1
M.Ford	1	10	10.0	10	0
Delpit	1	0	0.0	0	0
Harmon	1	0	0.0	0	0
Hurst	1	0	0.0	0	0
Takitaki	1	0	0.0	0	0
Team	18	135	7.5	34t	2
Opponents	23	438	19.0	52	4

PUNTING	No.	Yds	Avg	Net Bt	In20	LG	B
Bojorquez	87	4294	49.4	42.5	9	31	73
Haack	3	155	51.7	41.7	0	0	56
Team	90	4449	49.4	42.4	9	31	73
Opponents	112	5302	47.3	42.1	12	39	74

PUNT RETURNS	Ret	FC	Yds	Avg	LG	TD
Proche	22	27	197	9.0	21	0
Peoples-Jones	13	8	84	6.5	13	0
Darden	4	1	39	9.8	11	0
Moore	2	0	23	11.5	13	0
Team	41	36	343	8.4	21	0
Opponents	45	16	450	10.0	28	0

KICK RETURNS	No.	Yds	Avg	LG	TD
Strong	8	200	25.0	36	0
Darden	2	42	21.0	23	0
Proche	1	19	19.0	19	0
Team	11	261	23.7	36	0
Opponents	30	635	21.2	98t	1

FIELD GOALS	1-19	20-29	30-39	40-49	50+
Hopkins	0/0	8/8	7/7	10/13	8/8
Patterson	0/0	0/0	1/1	0/0	0/0
Team	0/0	8/8	8/8	10/13	8/8
Opponents	0/0	5/5	3/4	7/9	2/6

SACKS	No.
Garrett	14.0
Smith	5.5
Wright	5.0
Okoronkwo	4.5
Owusu-Koramoah	3.5
Tomlinson	3.0
Elliott	2.5
Takitaki	2.0
Delpit	1.5
S.Harris	1.5
Hurst	1.5
Harmon	1.0
McGuire	1.0
Mitchell	1.0
(Team)	1.0
Newsome	0.5
Team	49.0
Opponents	45.0

**2024 COACHING STAFF**

**Kevin Stefanski, Head Coach**

**Pro Career:** Reigning NFL Coach of the Year Kevin Stefanski enters his fifth season as Cleveland Browns head coach after being named the 18th full-time head coach in franchise history by Managing and Principal Partners Dee and Jimmy Haslam on Jan. 13, 2020. Stefanski became the 16th coach to win the *Associated Press* NFL Coach of the Year Award multiple times since its inception in 1957, winning the honors in 2023 and 2020, and joined Pro Football Hall of Famer Forrest Gregg (1976) as the only Browns coaches to win the award. In his four seasons as head coach, the Browns are 37-30 (.552), the highest-regular-season winning percentage for the team over a four-year stretch since 1986-89. Stefanski has led the team to two post-season appearances and two 11-win seasons. He joined Pro Football Hall of Famer Paul Brown (1951 and 1953) as the only coaches in team history to record multiple seasons with at least 11 regular-season wins. Before the Browns, he spent 14 seasons (2006-19) with the Minnesota Vikings and moved up the coaching ladder. He gained his first league experience with the Vikings in 2006 as assistant to the head coach before transitioning to assistant quarterbacks coach from 2009-13, then spending two seasons tutoring the tight ends (2014-15), one season (2016) as running backs coach, two seasons guiding the quarterbacks (2017-18) and adding the role of interim offensive coordinator for the remaining three games of the 2018 season. The Vikings promoted him to offensive coordinator in 2019. Career record: 38-32.

**Background:** Stefanski played defensive back at Pennsylvania (2000-04) and earned a bachelor's degree in communications.

**Personal:** Born April 8, 1982, Stefanski is a native of Philadelphia, Pa. He and his wife, Michelle, have two sons, Will and Gabe, and one daughter, Juliet.

**ASSISTANT COACHES**

**Jeff Anderson**, defensive quality control; born Sept. 30, 1992; Dixon, Calif. Quarterback Texas Southern (2012-13). No pro playing experience. College coach: Contra Costa 2014-16, Northern Colorado 2017, San Jose State 2018-19, Cal Poly 2020-21. Pro coach: Joined Browns in 2022.

**Ephraim Banda**, safeties; born Nov. 1, 1981; San Antonio, Texas. Safety Incarnate Word (2008-10). No pro playing experience. College coach: Incarnate Word 2011, Texas 2012-14, Mississippi State 2015, Miami (Fla.) 2016-2020, Utah State 2021-22. Pro coach: Joined Browns in 2023.

**Stephen Bravo-Brown**, assistant special teams; born May 1, 1991; North Lauderdale, Fla. Wide receiver South Florida (2010-13). No pro playing experience. College coach: Waldorf 2015, Wake Forest 2016-18, Missouri State 2019. Pro coach: Joined Browns in 2020.

**Callie Brownson**, assistant wide receivers; born Oct. 15, 1989, Alexandria, Va. Attended George Mason. No college playing experience. Pro safety/running back/slot receiver D.C. Divas 2010-17. College coach: Dartmouth 2018. Pro coach: Buffalo Bills 2019. Joined Browns in 2020.

**Jacques Cesaire**, defensive line; born Aug. 30, 1980; Worcester, Mass. Defensive lineman Southern Connecticut 1998-2003. Pro defensive lineman San Diego Chargers 2003-11. College coach: San Diego 2015-19. Pro coach: Buffalo Bills 2020-21, Houston Texans 2022-23, joined the Browns in 2024.

**Nick Charlton**, offensive assistant/run game specialist; born Dec. 20, 1988; Virginia Beach, Va. No college or pro playing experience. College coach: Boston College 2012-14, Maine 2015-21, Connecticut 2022-23. Pro coach: Joined Browns in 2024.

**Josh Christovich**, strength and conditioning assistant/sports science; born Aug. 27, 1990; Woodbridge, Va. Attended James Madison. No college or pro playing experience. College coach: James Madison 2010-13, East Tennessee State 2013-15, North Carolina State 2015-16. Pro coach: Joined Browns in 2016.

**Andy Dickerson**, offensive line; born Jan. 29, 1982; Wilmington, Del. Offensive lineman Tufts 1999-2002. No pro playing experience. College coach: Tufts 2003. Pro coach: New York Jets 2006-08 and 2011, Cleveland Browns 2009-10, St. Louis/Los Angeles Rams 2012-20, Seattle Seahawks 2021-23. Rejoined Browns in 2024.

**Ken Dorsey**, offensive coordinator; born April 22, 1981; Orinda, Calif. Quarterback Miami (Fla.) 1999-2002. Pro quarterback San Francisco 49ers 2003-05, Cleveland Browns 2006-08, Toronto Argonauts (CFL) 2010. No college coaching experience. Pro coach: Carolina Panthers 2013-17, Buffalo Bills 2019-23. Joined Browns in 2024.

**Zach Dunn**, defensive quality control; born March 15, 1995; Germantown, Ohio. Attended Bowling Green. No college or pro playing experience. College coach: Bowling Green 2016. Pro coach: Joined Browns in 2020.

**Monty Gibson**, strength and conditioning; born Jan. 7, 1971; San Angelo, Texas. Attended Angelo State. No college or pro playing experience. College coach: Texas A&M 2000-18. Pro coach: Joined Browns in 2018.

**Ashton Grant**, offensive assistant/quarterbacks; born Nov. 16, 1995; Manchester, Conn. Wide receiver Assumption 2014-17. No pro playing experience. College coach: Holy Cross 2019-20. Pro coach: Joined Browns in 2020.

**Riley Hecklinski**, coordinator, coaching logistics; born July 5, 1998; Anna Maria Island, Fla. Attended Indiana State. No college or pro playing experience. No college coaching experience. Pro coach: Joined Browns in 2023.

**Shaun Huls**, director of high performance; born Oct. 22, 1970; Merrill, Iowa. Attended Nebraska. No college or pro playing experience. College coach: Nebraska 1996 and 1998-2001, Nevada 1997, Hampton 2002-06. Pro coach: Philadelphia Eagles 2013-19, joined the Browns in 2020.

**Roy Istvan**, assistant offensive line; born Dec. 27, 1968; Stratford, Conn. Offensive lineman Southern Connecticut. No pro playing experience. College coach: Southern Connecticut State 1990-2000, Buffalo 2001-05, Milford Academy 2006-07, Rhode Island 2008-13, Cornell 2014-16, Keiser 2018. Pro coach: Philadelphia Eagles 2019-23. Joined Browns in 2024.

**Larry Jackson**, director of strength and conditioning; born Oct. 7, 1971; Rockdale, Texas. Defensive end Texas A&M 1991-94. Pro defensive end Denver Broncos 1995, Arizona Cardinals 1996, Miami Dolphins 1997, Barcelona Dragons (NFL) 1998. College coach: Texas A&M 1998-2004 and 2012-16, Oklahoma 2004-05, Houston 2006-11. Pro coach: Los Angeles Chargers 2017. Joined Browns in 2018.

**Dale Jones**, strength and conditioning assistant; born Sept. 21, 1970; Warsaw, Ind. Attended Washburn. No college or pro playing experience. College coach: Southern Methodist 1997, North Texas 1997-98, Houston 2001-13, Texas A&M 2013-17, Notre Dame 2017. Pro coach: Joined Browns in 2018.

**Brandon Lynch**, cornerbacks; born Jan. 31, 1982; Augusta, Ga. Linebacker Middle Tennessee State 2000-03. Pro defensive back Tennessee Titans 2004, Indianapolis Colts 2005-06, Saskatchewan Roughriders (CFL) 2007-09. College coach: Lenoir-Rhyne 2011-13, Northern Iowa 2013-16, East Carolina 2017-19. Pro coach: Sacramento Mountain Lions (UFL) 2011. Joined Browns in 2020.

**Bill Musgrave**, senior offensive assistant; born Nov. 11, 1967; Grand Junction, Colo. Quarterback Oregon 1987-90. Pro quarterback San Francisco 49ers 1991-94, Denver Broncos 1995-96. College coach: Virginia 2001-02, California 2020-22. Pro coach: Oakland Raiders 1997 and 2015-16, Philadelphia Eagles 1998 and 2014, Carolina Panthers 1999-2000, Jacksonville Jaguars 2003-04, Washington Redskins 2005, Atlanta Falcons 2006-10, Minnesota Vikings 2011-13, Denver Broncos 2017-18. Joined Browns in 2023.

# CLEVELAND BROWNS

**Chad O'Shea**, pass game coordinator/wide receivers; born Dec. 18, 1972; Houston, Texas. Quarterback Marshall 1991-93, Houston 1994-95. No pro playing experience. College coach: Houston 1996-99, Southern Mississippi 2000-02. Pro coach: Kansas City Chiefs 2003-05, Minnesota Vikings 2006-08, New England Patriots 2009-18, Miami Dolphins 2019. Joined Browns in 2020.

**Tommy Rees**, tight ends/pass game specialist; born May 22, 1992; Los Angeles, Calif. Quarterback Notre Dame 2010-13. No pro playing experience. College coach: Northwestern 2015 and 2017-22, Alabama 2023. Pro coach: San Diego Chargers 2016. Joined Browns in 2024.

**Kevin Rogers**, senior assistant/special projects; born Sept. 7, 1951; Brooklyn, N.Y. Linebacker William & Mary 1971-73. No pro playing experience. College coach: Ohio State 1977-78, William & Mary 1980-82 and 2013-16, Navy 1983-90, Syracuse 1991-98, Notre Dame 1999-2001, Virginia Tech 2002-05, Boston College 2011, Temple 2012. Pro coach: Minnesota Vikings 2006-10. Joined Browns in 2020.

**Jim Schwartz**, defensive coordinator; born Aug. 28, 1974; Baltimore, Md. Linebacker Georgetown 1984-88. No pro playing experience. College coach: Maryland 1989, Minnesota 1990, North Carolina Central 1991, Colgate 1992. Pro coach: Baltimore Ravens 1996-98, Tennessee Titans 1999-2008 and 2021-22, Detroit Lions 2009-13, Buffalo Bills 2014, Philadelphia Eagles 2016-20. Joined Browns in 2023.

**Duce Staley**, running backs; born Feb. 27, 1975; West Columbia, S.C. College running back South Carolina 1995-96. Pro Running back Philadelphia Eagles 1997-2003, Pittsburgh Steelers 2004-06. No college coaching experience. Pro coach: Philadelphia Eagles 2010-20, Detroit Lions 2021-22, Carolina Panthers 2023. Joined Browns in 2024.

**Jason Tarver**, linebackers; born Aug. 28, 1974; Stanford, Calif. Defensive back West Valley J.C. 1994-95. No pro playing experience. College coach: West Valley College 1996-97, UCLA 1998-2000, Stanford 2011, Vanderbilt 2018-19. Pro coach: San Francisco 49ers 2001-10 and 2015-17, Oakland Raiders 2012-14. Joined Browns in 2020.

**Ty Taylor**, assistant strength and conditioning coach; born May 14, 1983; Philadelphia, Pa. Attended Hampton. No college or pro playing experience. College coach: Pennsylvania 2014-17, Wisconsin 2020-23, Western Kentucky 2023. Pro coach: Cleveland Browns 2017-19. Rejoined Browns in 2023.

**Jordan Thomas**, assistant defensive line; born Aug. 11, 1991; Redlands, Calif. Defensive line San Diego State 2010-13. No pro playing experience. College coach: Texas A&M-Kingsville 2017, San Diego State 2018-21. Pro coach: Joined Browns in 2022.

**Bubba Ventrone**, assistant head coach/special teams coordinator; born Oct. 21, 1982; Pittsburgh, Pa. Safety Villanova 2001-04. Pro safety New England Patriots 2005-08, Cleveland Browns 2009-12, San Francisco 49ers 2013-14. No college coaching experience. Pro coach: New England Patriots 2015-17, Indianapolis Colts 2018-22. Joined Browns in 2023.

**Nemo Washington**, Bill Willis coaching fellow; born Sept. 5, 1994; Atlanta, Ga. Quarterback Bowie State 2015. No pro playing experience. College coach: Bowie State 2017 and 2019, West Virginia State 2018, Wheeling 2020-22. Pro coach: Joined Browns in 2023.

## RECORD HOLDERS

### INDIVIDUAL RECORDS—CAREER

Rushing (Yds.)	Jim Brown, 1957-65	12,312
Passing (Yds.)	Brian Sipe, 1974-83	23,713
Passing (TDs)	Brian Sipe, 1974-83	154
Receiving (No.)	Ozzie Newsome, 1978-90	662
Receiving (Yds.)	Ozzie Newsome, 1978-90	7,980
Interceptions	Thom Darden, 1972-74, 1976-81	45
Punting (Avg.)	Dave Zastudil, 2006-10	44.1
Punt Return (Avg.)	Travis Benjamin, 2012-15	12.6
Kickoff Return (Avg.)	Greg Pruitt, 1973-81	26.3
Field Goals	Phil Dawson, 1999-2012	305
Touchdowns (Tot.)	Jim Brown, 1957-65	126
Points	Lou Groza, 1950-59, 1961-67	1,349
*Sacks	Myles Garrett, 2017-23	88.5

### INDIVIDUAL RECORDS—SINGLE SEASON

Rushing (Yds.)	Jim Brown, 1963	1,863
Passing (Yds.)	Brian Sipe, 1980	4,132
Passing (TDs)	Brian Sipe, 1980	30
Receiving (No.)	Ozzie Newsome, 1983	89
	Ozzie Newsome, 1984	89
	Kellen Winslow, 2006	89
Receiving (Yds.)	Josh Gordon, 2013	1,646
Interceptions	Thom Darden, 1978	10
	Anthony Henry, 2001	10
	Corey Bojorquez, 2023	10
Punting (Avg.)	Corey Bojorquez, 2023	49.4
Punt Return (Avg.)	Leroy Kelly, 1965	15.6
Kickoff Return (Avg.)	Billy Lefear, 1975	31.7
Field Goals	Dustin Hopkins, 2023	33
Touchdowns (Tot.)	Jim Brown, 1965	21
Points	Jim Brown, 1965	126
*Sacks	Myles Garrett, 2021	16
	Myles Garrett, 2022	16

### INDIVIDUAL RECORDS—SINGLE GAME

Rushing (Yds.)	Jerome Harrison, 12-20-09	286
Passing (Yds.)	Josh McCown, 10-11-15	457
Passing (TDs)	Frank Ryan, 12-12-64	5
	Bill Nelsen, 11-2-69	5
	Brian Sipe, 10-7-79	5
	Kelly Holcomb, 11-28-04	5
	Derek Anderson, 9-16-07	5
	Baker Mayfield, 10-25-20	5
Receiving (No.)	Ozzie Newsome, 10-14-84	14
	Josh Gordon, 11-24-13	14
Receiving (Yds.)	Amari Cooper, 12-24-23	265
Interceptions	Many times	3
	Last time by Anthony Henry, 11-18-01	
Field Goals	Phil Dawson, 11-5-06	6
Touchdowns (Tot.)	Dub Jones, 11-25-51	**6
Points	Dub Jones, 11-25-51	36
*Sacks	Myles Garrett, 9-26-21	4.5

\*Sacks became an official statistic in 1982  
\*\*NFL Record



# CLEVELAND BROWNS

## 2024 VETERAN ROSTER

No.	Name	Pos.	Ht.	Wt.	Birthdate	NFL		College	Hometown	How Acq.	'23 Games/ Starts
						Exp.	College				
74	Adeniji, Hakeem	T	6-4	315	12/8/97	5	Kansas	Garland, Texas	UFA(Min)-24	4/0*	
64	Allen, Brian	C	6-2	303	10/11/95	7	Michigan State	Hinsdale, Ill.	FA-24	5/0*	
88	Akins, Jordan	TE	6-4	245	4/19/92	7	Central Florida	Locust Grove, Ga.	UFA(Hou)-23	17/4	
37	Bell, D'Anthony	S	6-1	211	10/17/96	3	West Florida	Covington, Ga.	FA-22	17/3	
18	Bell, David	WR	6-1	212	12/14/00	3	Purdue	Indianapolis, Ind.	D3c-22	16/3	
75	Bitonio, Joel	G	6-4	320	10/11/91	11	Nevada	Long Beach, Calif.	D2-14	15/15	
13	Bojorquez, Corey	P	6-0	217	9/13/96	7	New Mexico	Bellflower, Calif.	UFA(GB)-22	16/0	
38	Brown II, Tony	CB	6-0	200	7/13/95	7	Alabama	Beaumont, Texas	FA-24	12/1*	
30	Bush, Devin	LB	5-11	235	7/18/98	6	Michigan	Pembroke Pines, Fla.	UFA(Sea)-24	13/3*	
24	Chubb, Nick	RB	5-11	227	12/27/95	7	Georgia	Cedartown, Ga.	D2b-18	2/2	
78	Conklin, Jack	T	6-6	308	8/17/94	9	Michigan State	Plainwell, Mich.	UFA(Ten)-20	1/1	
2	Cooper, Amari	WR	6-1	211	6/17/94	10	Alabama	Miami, Fla.	T(Dal)-22	15/15	
16	Darden, Jaelon	WR	5-8	175	1/14/99	3	North Texas	Houston, Texas	FA-24	2/0	
52	Deaton, Dawson	G	6-1	306	5/6/99	3	Texas Tech	Frisco, Texas	D7b-22	0/0	
22	Delpit, Grant	S	6-3	208	9/20/98	5	Louisiana State	Houston, Texas	D2-20	13/13	
43	Diabate, Mohamoud	LB	6-4	225	5/18/01	2	Utah	Auburn, Ala.	FA-23	17/1	
68	Dunn, Michael	G	6-5	315	8/28/94	5	Maryland	Bethesda, Md.	FA-23	12/2	
23	Emerson Jr., Martin	CB	6-2	201	9/27/00	3	Mississippi State	Pensacola, Fla.	D3a-22	16/10	
42	Fields II, Tony	LB	6-0	222	6/18/99	4	West Virginia	Las Vegas, Nev.	D5a-21	16/4	
34	Ford, Jerome	RB	5-10	210	9/12/99	3	Cincinnati	Tampa, Fla.	D5-22	17/2	
27	Foreman, D'Onta	RB	6-0	235	4/24/96	8	Texas	Texas City, Texas	FA-24	9/8*	
95	Garrett, Myles	DE	6-4	272	12/29/95	8	Texas A&M	Arlington, Texas	D1a-17	16/16	
25	Hailasie, Kahlef	CB	6-1	195	11/9/00	2	Western Kentucky	Elk Grove, Calif.	W(KC)-23	9/1	
28	Hardee Sr., Justin	CB	6-1	200	2/7/94	8	Illinois	Cleveland, Ohio	UFA(NYJ)-24	11/0*	
93	Harris, Shelby	DT	6-2	288	8/11/91	11	Illinois State	Milwaukee, Wis.	FA-23	17/7	
39	Havrisik, Lucas	K	6-2	188	9/29/99	2	Arizona	Riverside, Calif.	FA-24	9/0*	
33	Hickman, Ronnie	S	6-1	209	10/11/01	2	Ohio State	South Orange, N.J.	FA-23	11/4	
58	Hicks, Jordan	LB	6-1	235	6/27/92	10	Texas	Colorado Springs, Colo.	UFA(Min)-24	13/13*	
22	Hines, Nyheim	RB	5-9	196	11/12/96	6	North Carolina State	Gamer, N.C.	FA-24	0/0	
7	Hopkins, Dustin	K	6-2	210	10/1/90	11	Florida State	Austin, Texas	T(LAC)-23	15/0	
66	Hudson III, James	T	6-5	313	5/13/99	4	Cincinnati	Toledo, Ohio	D4a-21	17/7	
47	Hughlett, Charley	LS	6-4	248	5/16/90	10	Central Florida	Tampa, Fla.	FA-14	17/0	
10	Huntley, Tyler	QB	6-1	205	2/3/98	5	Utah	Hallandale Beach, Fla.	UFA(Bal)-24	5/1*	
90	Hurst II, Maurice	DT	6-2	290	5/9/95	6	Michigan	Canton, Mass.	FA-23	13/0	
65	Ifeji, Germain	T	6-5	325	6/2/94	9	Texas A&M	Houston, Texas	FA-24	17/0*	
62	Ika, Siaki	DT	6-3	335	11/8/00	2	Baylor	Salt Lake City, Utah	D3b-23	4/0	
72	Jefferson, Quinton	DT	6-4	290	3/31/93	9	Maryland	Pittsburgh, Pa.	UFA(NYJ)-24	14/14*	
3	t- Jeudy, Jerry	WR	6-1	195	4/24/99	5	Alabama	Deerfield Beach, Fla.	Tr(Den)-24	16/11*	
79	Jones, Dawand	T	6-8	374	8/6/01	2	Ohio State	Indianapolis, Ind.	FA-23	11/9	
92	Kamara, Sam	DE	6-0	272	12/21/97	2	Stony Brook	Carteret, N.J.	D4-23	1/0	
41	Kelly Jr., John	RB	5-10	208	10/4/96	3	Tennessee	Detroit, Mich.	FA-24	0/0	
57	McGuire, Isaiah	DE	6-4	268	7/27/01	2	Missouri	Tulsa, Okla.	D4b-23	4/1	
26	McLeod, Rodney	S	5-10	185	6/23/90	13	Virginia	Hyattsville, Md.	FA-23	10/5	
29	Mitchell, Cameron	CB	5-11	191	9/8/01	2	Northwestern	Bolingbrook, Ill.	D5b-23	12/2	
8	Moore, Elijah	WR	5-10	180	3/27/00	4	Mississippi	Fort Lauderdale, Fla.	Tr(NYJ)-23	17/13	
0	Newsome II, Greg	CB	6-0	192	5/18/00	4	Northwestern	Chicago, Ill.	D1-21	14/12	
85	Njoku, David	TE	6-4	246	7/10/96	8	Miami (Fla.)	Cedar Grove, N.J.	D1c-17	16/16	
54	Okoronkwo, Ogbo	DE	6-2	250	4/24/95	7	Oklahoma	Gainesville, Fla.	UFA(Hou)-23	14/0	
6	Owusu-Koramoah, Jeremiah	LB	6-2	221	11/4/99	4	Notre Dame	Hampton, Va.	D2-21	16/13	
55	Pocic, Ethan	C	6-6	320	8/5/95	8	Louisiana State	Lemont, Ill.	UFA(Sea)-22	15/15	
11	Proche II, James	WR	5-11	193	9/20/96	5	SMU	Dallas, Texas	FA-23	10/1	
44	Ricci, Giovanni	TE	6-3	240	10/16/96	4	Western Michigan	Loveland, Ohio	FA-24	5/0*	
99	Smith, Za'Darius	DE	6-4	270	9/8/92	10	Kentucky	Montgomery, Ala.	T(Min)-23	16/16	
20	Strong Jr., Pierre	RB	5-11	215	12/10/98	3	South Dakota State	Little Rock, Ark.	T(NE)-23	17/1	
77	Teller, Wyatt	G	6-4	315	11/21/94	7	Virginia Tech	Bealeton, Va.	T(Buf)-19	17/16	
58	Thomas, Isaiah	DE	6-5	266	12/3/98	2	Oklahoma	Tulsa, Okla.	D7a-22	0/0	
17	Thompson-Robinson, Dorian	QB	6-2	203	11/14/99	2	UCLA	Las Vegas, Nev.	D5a-23	8/3	
1	Thornhill, Juan	S	6-0	205	10/19/95	6	Virginia	Altavista, Va.	UFA(KC)-23	12/11	
19	Tillman, Cedric	WR	6-3	215	4/19/00	2	Tennessee	Las Vegas, Nev.	D3a-23	14/3	
94	Tomlinson, Dalvin	DT	6-3	325	2/18/94	8	Alabama	McDonough, Ga.	UFA(Min)-23	16/16	
21	Ward, Denzel	CB	5-11	190	4/28/97	7	Ohio State	Macedonia, Ohio	D1b-18	13/11	
4	Watson, Deshaun	QB	6-3	223	9/14/95	8	Clemson	Gainesville, Ga.	Tr(Hou)-22	6/6	
98	Williams, Chris	DT	6-3	302	6/16/98	3	Wagner	Brooklyn, N.Y.	FA-24	5/0*	
71	Wills Jr., Jedrick	T	6-4	307	5/17/99	5	Alabama	Lexington, Ky.	D1-20	8/8	
5	Winston, Jameis	QB	6-4	230	1/6/94	10	Florida State	Bessemer, Ala.	FA-24	7/0*	
12	Woods II, Michael	WR	6-1	204	3/19/00	3	Oklahoma	Magnolia, Texas	D6-22	0/0	
91	Wright, Alex	DE	6-5	267	9/5/00	3	UAB	Elba, Ala.	D3b-22	16/1	
56	Wypler, Luke	C	6-3	303	5/3/01	2	Ohio State	Montvale, N.J.	D6-23	5/1	
36	York, Cade	K	6-1	206	1/27/01	2	Louisiana State	McKinney, Texas	D4b-22	0/0	

## CLEVELAND BROWNS

\* Allen played in 5 games with Los Angeles Rams in '23; Adeniji played 4 games with Minnesota in '23; Brown played 12 games with Indianapolis in '23; Bush played in 13 games with Seattle in '23; Foreman played in 9 with Chicago in '23; Hardee Sr. played in 11 games with N.Y. Jets in '23; Havrisik played in 9 games with the Los Angeles Rams in '23; Hicks played in 13 games with Minnesota in '23; Hines missed the '23 season with injury; Huntley played in 5 games with Baltimore in '23; Ifedi played in 17 games with Atlanta in '23; Jeudy played in 16 games with Denver in '23; Peevy played in one game with Tennessee in '23; Ricci played in 5 games with Carolina in '23; Williams played in 5 games with Indianapolis in '23; Winston played in 7 games with New Orleans in '23.

t - Cleveland traded for Jeudy (DEN).

Players lost through free agency (seven): LB Matthew Adams (NYG, 17 games); TE Harrison Bryant (LV, 17); DT Jordan Elliott (SF, 17); QB Joe Flacco (IND, five); C Nick Harris (SEA, 17); CB Mike Ford Jr. (HOU, 16); LB Jacob Phillips (HOU, 0); LB Sione Takitaki (NE); LB Anthony Walker Jr. (MIA, 15)

Also played with Browns in '23--- CB A.J. Green (three); RB Kareem Hunt (15); RB Deon Jackson (one); S Tanner McAlister (three); T Ty Nsekhe (two); WR Donovan Peoples-Jones (seven); WR Austin Watkins (one); RB Jordan Wilkins (one).

### FIRST-YEAR ROSTER

Name	Pos.	Ht.	Wt.	Birthdate	College	Hometown	How Acq.
Briggs, Jowon	DT	6-1	313	9/1/01	Cincinnati	Cincinnati, Ohio	D7b
Gray, Vincent (1)	S	6-2	190	12/28/99	Michigan	Rochester, Mich.	FA
Hall, Jr., Mike	DT	6-3	300	6/13/03	Ohio State	Streetsboro, Ohio	D2
Harden, Myles	CB	5-11	195	12/13/01	South Dakota	Miami Gardens, Fla.	D7a
Johnson, Caleb (1)	LB	6-1	235	7/14/98	Miami (Fla.)	Murrieta, Calif.	FA
Mbaeteka, Roy (1)	T	6-8	330	2/13/00	International Player Pathway Program	Benin City, Nigeria	FA
Mitchell-Paden, Zaire (1)	TE	6-5	257	8/20/99	Florida Atlantic	Rockville, Md.	FA
Peevy, Jayden (1)	DT	6-5	308	9/3/99	Texas A&M	Bellaire, Texas	FA
Phelps, Lonnie (1)	DE	6-2	247	8/24/00	Kansas	Cincinnati, Ohio	FA
Thomas III, Charlie (1)	LB	6-3	216	1/31/00	Georgia Tech	Thomasville, Ga.	FA
Thrash, Jamari	WR	6-0	190	12/19/00	Louisville	LaGrange, Ga.	D5
Watson, Nathaniel	LB	6-0	233	9/1/00	Mississippi State	Maplesville, Ala.	D6
Zinter, Zak	G	6-6	310	4/17/01	Michigan	North Andover, Mass.	D3

The term **NFL Rookie** is defined as a player who is in his first season of professional football and has not been on the roster of another professional football team for any regular-season or postseason games. A **Rookie** is designated by an "R" on NFL rosters. Players who have been active in another professional football league or players who have NFL experience, including either preseason training camp or being on an Active List or Inactive List, or on Reserve/Injured or Reserve/Physically Unable to Perform for fewer than six regular-season games, are termed **NFL First-Year Players**. An **NFL First-Year Player** is designated by a "1" on NFL rosters. Thereafter, a player is credited with an additional year of experience for each season in which he accumulates six games on the Active List or Inactive List, or on Reserve/Injured or Reserve/Physically Unable to Perform.

Log on to [www.clevelandbrowns.com](http://www.clevelandbrowns.com) for an up-to-date roster.



## American Football Conference West Division

13655 Broncos Parkway  
Englewood, CO 80112  
Telephone: (303) 649-9000

Team Colors: Sunset Orange, Midnight  
Navy and Summit White

## 2024 SCHEDULE

### PRESEASON

Aug. 11 at Indianapolis .....11:00 AM  
Aug. 18 **Green Bay** .....6:00 PM  
Aug. 25 **Arizona** .....2:30 PM

### REGULAR SEASON

Sep. 8 at Seattle .....2:05 PM  
Sep. 15 **Pittsburgh** .....2:25 PM  
Sep. 22 at Tampa Bay .....11:00 AM  
Sep. 29 at N.Y. Jets .....11:00 AM  
Oct. 6 **Las Vegas** .....2:05 PM  
Oct. 13 **L.A. Chargers** .....2:05 PM  
Oct. 17 at New Orleans (Thu).....6:15 PM  
Oct. 27 **Carolina** .....2:25 PM  
Nov. 3 at Baltimore .....11:00 AM  
Nov. 10 at Kansas City .....11:00 AM  
Nov. 17 **Atlanta** .....2:05 PM  
Nov. 24 at Las Vegas .....2:05 PM  
Dec. 2 **Cleveland (Mon)**.....6:15 PM  
BYE  
Dec. 15 **Indianapolis** .....2:25 PM  
Dec. 22 at L.A. Chargers .....2:05 PM  
TBD at Cincinnati.....TBD  
TBD **Kansas City**.....TBD

*\*All times MT; During the Flex Scheduling Windows, the games initially scheduled for Sunday Night Football, Monday Night Football, and Thursday Night Football are tentatively scheduled and subject to change.*

**Stadium:** Empower Field at Mile High  
1701 Bryant Street  
Denver, CO 80204

**Opened:** 2001  
**Capacity:** 76,125

**Playing Surface:** Kentucky Blue Grass

### Training Camp:

Broncos Park Powered by  
CommonSpirit  
13655 Broncos Parkway  
Englewood, CO 80112

## CLUB OFFICIALS

### Owner:

Walton-Penner Family Ownership Group  
CEO: Greg Penner  
President: Damani Leech  
General Manager: George Paton  
Head Coach: Sean Payton

## FOOTBALL STAFF

Executive Director of Football Operations/  
Special Advisor to GM: Kelly Kleine Calligan  
Assistant General Manager:  
Darren Mougey  
Vice President of Player Personnel:  
Cody Rager  
Director of Player Personnel:  
Reed Burckhardt  
Director of Pro Personnel: A.J. Durso  
Director of College Scouting: Brian Stark  
Vice President of Football Administration:  
Rich Hurtado  
Vice President of Football Operations  
& Compliance: Mark Thewes  
Vice President of Player Health  
& Performance: Beau Lowery  
Head Athletic Trainer: Vince Garcia

## BUSINESS STAFF

General Counsel: Tim Aragon  
Chief Commercial Officer: Dennis Moore  
Chief Communications Officer:  
Patrick Smyth  
Chief Marketing Officer: Hailey Sullivan  
Chief Financial Officer: Justin Webster  
Stadium General Manager: Jay Roberts

## COACHING HISTORY

(531-484-10)

*Records include postseason games*

1960-61	Frank Filchock.....	7-20-1
1962-64	Jack Faulkner*.....	9-22-1
1964-66	Mac Speedie**.....	6-19-1
1966	Ray Malavasi.....	4-8-0
1967-71	Lou Saban***.....	20-42-3
1971	Jerry Smith.....	2-3-0
1972-76	John Ralston.....	34-33-3
1977-80	Robert (Red) Miller.....	42-25-0
1981-92	Dan Reeves.....	117-79-1
1993-94	Wade Phillips.....	16-17-0
1995-2008	Mike Shanahan.....	146-91-0
2009-10	Josh McDaniels****.....	6-11-0
2010	Eric Studesville.....	1-3-0
2011-14	John Fox.....	49-22-0
2015-16	Gary Kubiak.....	24-11-0
2017-18	Vance Joseph.....	11-21-0
2019-21	Vic Fangio.....	19-30-0
2022	Nathaniel Hackett#.....	4-11-0
2022	Jerry Rosburg.....	1-1-0
2023-	Sean Payton.....	8-9-0

\*Released after four games in 1964

\*\*Resigned after two games in 1966

\*\*\*Resigned after nine games in 1971

\*\*\*\*Released after 12 games in 2010

#Released after 15 games in 2022

## PAID ATTENDANCE, 2023

Home 672,679 Away 522,400

Total 1,211,048

Single-game home record,

77,160 (11/9/09)

Single-season home record,

672,679 (2023)

## 2024 DRAFT CHOICES

Rd	Name	Pos	College
1	Bo Nix	QB	Oregon
3	Jonah Elliss	OLB	Utah
4	Troy Franklin	WR	Oregon
5	Kris Abrams-Draine	CB	Missouri
5	Audric Estime	RB	Notre Dame
7	Devaughn Vele	WR	Utah
7	Nick Gargiulo	G	South Carolina

# DENVER BRONCOS

## 2023 TEAM RECORD

### REGULAR SEASON (8-9)

Date	Opponent	Result
Sept. 10	LAS VEGAS	L 16-17
Sept. 17	WASHINGTON	L 33-35
Sept. 24	at Miami	L 20-70
Oct. 1	at Chicago	W 31-28
Oct. 8	N.Y. JETS	L 21-31
Oct. 12	at Kansas City	L 8-19
Oct. 22	GREEN BAY	W 19-17
Oct. 29	KANSAS CITY	W 24-9
Nov. 13	at Buffalo	W 24-22
Nov. 19	MINNESOTA	W 21-20
Nov. 26	CLEVELAND	W 29-12
Dec. 3	at Houston	L 17-22
Dec. 10	at L.A. Chargers	W 24-7
Dec. 16	at Detroit	L 17-42
Dec. 24	NEW ENGLAND	L 23-26
Dec. 31	L.A. CHARGERS	W 16-9
Jan. 7	at Las Vegas	L 14-27

### SCORE BY PERIODS

Team	81	87	44	145	0	—	357
Opponents	52	139	104	118	0	—	413

## 2023 TEAM STATISTICS

	Team	Opp.
Total First Downs	301	349
Rushing	116	119
Passing	154	201
Penalty	31	29
3rd Down: Made/Att	81/220	67/202
3rd Down Pct.	36.8	33.2
4th Down: Made/Att	13/20	16/34
4th Down Pct.	65.0	47.1
Possession Avg.	29:31	30:29
Total Net Yards	5072	6303
Avg. Per Game	298.4	370.8
Total Plays	1016	1083
Avg. Per Play	5.0	5.8
Net Yards Rushing	1810	2331
Avg. Per Game	106.5	137.1
Total Rushes	451	469
Net Yards Passing	3262	3972
Avg. Per Game	191.9	233.6
Sacked/Yards Lost	52/304	42/330
Gross Yards	3566	4302
Att./Completions	513/337	572/382
Completion Pct.	65.7	66.8
Had Intercepted	9	11
Punts/Average	79/46.3	57/49.5
Net Punting Avg.	79/42.3	57/40.6
Penalties/Yards	99/749	99/965
Fumbles/Ball Lost	21/13	32/15
Touchdowns	38	46
Rushing	8	15
Passing	28	29
Returns	2	2

## 2023 INDIVIDUAL STATISTICS

PASSING	Att	Cmp	Yds	Cmp%	Yds/Att	TD	TD%	Int	Int%	LG	Sk/Lost	Rtng
R.Wilson	447	297	3070	66.4	6.87	26	5.8	8	1.8	60t	45/258	98.0
Stidham	66	40	496	60.6	7.52	2	3.0	1	1.5	54t	7/46	87.7
Team	513	337	3566	65.7	6.95	28	5.5	9	1.8	60t	52/304	96.7
Opponents	572	382	4302	66.8	7.52	29	5.1	11	1.9	68t	42/330	97.9

SCORING	TD			PAT	FG	Saf	Pts	
	Tot	Ru	Rec					
Lutz	0	0	0	29/31	30/34	0	119	
Sutton	10	0	10	0	0	60	0	
J.Williams	5	3	2	0	0	34	0	
Johnson	4	0	4	0	0	26	0	
Humphrey	3	0	3	0	0	18	0	
McLaughlin	3	1	2	0	0	18	0	
Trautman	3	0	3	0	0	18	0	
R.Wilson	3	3	0	0	0	18	0	
Jeady	2	0	2	0	0	12	0	
Mims	2	0	1	1	0	12	0	
Cooper	1	0	0	1	0	6	0	
Krull	1	0	1	0	0	6	0	
Perine	1	1	0	0	0	6	0	
Burton	0	0	0	0	0	2	0	
Team	38	8	28	2	29/31	30/34	1	357
Opponents	46	15	29	2	41/42	30/35	1	413

2-Pt Conv: J.Williams 2, Burton, Johnson, Team 4-7. Opponents 2-4.

RUSHING	No.	Yds	Avg	LG	TD
J.Williams	217	774	3.6	21	3
McLaughlin	76	410	5.4	38	1
R.Wilson	80	341	4.3	21	3
Perine	53	238	4.5	24	1
Mims	9	30	3.3	11	0
Burton	7	9	1.3	4	0
Stidham	9	8	0.9	4	0
Team	451	1810	4.0	38	8
Opponents	469	2331	5.0	72t	15

RECEIVING	No.	Yds	Avg	LG	TD
Sutton	59	772	13.1	46t	10
Jeady	54	758	14.0	47	2
Perine	50	455	9.1	29	0
J.Williams	47	228	4.9	18	2
McLaughlin	31	160	5.2	22t	2
Mims	22	377	17.1	60t	1
Trautman	22	204	9.3	24	3
Johnson	19	284	14.9	50t	4
Humphrey	13	162	12.5	54t	3
Krull	8	95	11.9	35	1
Adkins	4	22	5.5	11	0
Dulcich	3	25	8.3	13	0
Burton	3	8	2.7	4	0
Manhertz	2	16	8.0	10	0
Team	337	3566	10.6	60t	28
Opponents	382	4302	11.3	68t	29

INTERCEPTIONS	No.	Yds	Avg	LG	TD
Simmons	3	39	13.0	33	0
McMillian	2	14	7.0	9	0
K.Jackson	2	5	2.5	5	0
Locke	1	14	14.0	14	0
Moreau	1	9	9.0	9	0
Cooper	1	4	4.0	4	0
Surtain	1	0	0.0	0	0
Team	11	85	7.7	33	0
Opponents	9	23	2.6	11	0

PUNTING	No.	Yds	Avg	NetTB	In20	LG	B	
Dixon	79	3659	46.3	42.3	6	27	68	0
Team	79	3659	46.3	42.3	6	27	68	0
Opponents	57	2821	49.5	40.6	9	19	83	0

### PUNT RETURNS

RETURNS	Ret	FC	Yds	Avg	LG	TD
Mims	19	13	312	16.4	52	0
Trem.Smith	1	0	14	14.0	14	0
Bandy	0	2	0	---	---	0
Team	20	15	326	16.3	52	0
Opponents	31	27	195	6.3	15	0

### KICKOFF RETURNS

RETURNS	No.	Yds	Avg	LG	TD
Mims	15	397	26.5	99t	1
Manhertz	1	1	1.0	1	0
Team	16	398	24.9	99t	1
Opponents	8	172	21.5	26	0

### FIELD GOALS

GOALS	1-19	20-29	30-39	40-49	50+
Lutz	0/0	11/11	12/13	4/5	3/5
Team	0/0	11/11	12/13	4/5	3/5
Opponents	0/0	10/10	10/10	4/7	6/8

### SACKS

SACKS	No.
Cooper	8.5
Bonitto	8.0
Z.Allen	5.0
Browning	4.5
Jewell	3.0
Locke	3.0
D.Jones	2.0
McMillian	2.0
Singleton	2.0
Garcia	1.0
Gregory	1.0
Harris	1.0
Simmons	1.0
Team	42.0
Opponents	52.0

## 2024 COACHING STAFF

**Sean Payton, Head Coach**

**Pro Career:** Sean Payton enters his second season with the Denver Broncos after being named the 20th head coach in franchise history on Feb. 3, 2023. In his first season with the club in 2023, the Broncos finished with their best record since 2016 at 8-9. A 35-year coaching veteran with 25 seasons of NFL experience, Payton joined the Broncos after spending 15 years as New Orleans' head coach (2006-11, '13-21). While with the Saints, Payton accumulated a regular-season record of 152-89-0 and a 9-8 record in the playoffs. He also led the franchise to its first Super Bowl championship (Super Bowl XLIV) during the 2009 season along with making two NFC Championship Game appearances, winning seven NFC South Division titles and making nine playoff trips. With New Orleans, Payton helped lead an offense that ranked in the top 10 in each season from 2006-19. In his first season with the Saints in 2006, he received unanimous NFL Coach of the Year honors after leading the team to a 10-6 record. Prior to joining New Orleans, he spent three years on the Dallas Cowboys staff as assistant to the head coach & quarterbacks coach (2003-05). Payton got his first NFL offensive coordinator position with the New York Giants (2000-02) after spending one season as the team's quarterbacks coach (1999). He first entered the NFL with the Philadelphia Eagles as their quarterbacks coach (1997-98). Career record: 169-106-0.

**Background:** Attended Eastern Illinois (1983-86). Coached collegiately at Illinois (1996), Miami (Ohio) (1994-95), San Diego State (1988-89; '92-93) and Indiana State (1990-91). Had brief playing stops with the Chicago Bruins (AFL), Ottawa Rough Riders (CFL) and Chicago Bears in 1987.

**Personal:** Born Dec. 29, 1963, in San Mateo, Calif. Payton is married to Skyline. He has one daughter, Meghan, and one son, Connor.

**ASSISTANT COACHES**

**Lou Aveni,** running backs; born Feb. 5, 1981; Woodbury, Minn. Running back/safety Northwestern 1999-2003. Pro safety Indianapolis Colts 2004-05, linebacker St. Louis Rams 2005-06. College coach: Northwestern 2008-09 and 2018-22, Toledo 2010-13, Iowa State 2014-17. Pro coach: Joined Broncos in 2023.

**Chris Banjo,** assistant special teams; born Feb. 26, 1990; Sugar Land, Texas. Safety Southern Methodist 2008-11. Pro safety Jacksonville Jaguars 2013, Green Bay Packers 2013-16, New Orleans Saints 2016-18, Arizona Cardinals 2019-22. No college coaching experience. Pro coach: Joined Broncos in 2023.

**Jamar Cain,** defensive line; born June 13, 1979; Sacramento, Calif. Defensive lineman Sacramento CC 1999-2000 and New Mexico State 2001-02. No pro playing experience. High school coach: John F. Kennedy High School 2003. College coach: Sacramento CC 2004, Ohio 2005, Missouri State 2006-08, Cal Poly 2009-12, Wyoming 2013, North Dakota State 2014-16, Fresno State 2017-18, Arizona State 2019, Oklahoma 2020-21, LSU 2022. Pro coach: Joined Broncos in 2023.

**Pete Carmichael,** senior offensive assistant, born Oct. 6, 1971; Medway, Mass. Attended Boston College. No college or pro playing experience. College coach: New Hampshire 1994, Louisiana Tech 1995-99. Pro coach: Cleveland Browns 2000, Washington Redskins 2001, San Diego Chargers 2002-05, New Orleans Saints 2006-23. Joined Broncos in 2024.

**Keary Colbert,** wide receivers; born May 21, 1982; Oxnard, Calif. Wide receiver Southern California 2000-03. Pro wide receiver Carolina Panthers 2004-07, Denver Broncos 2008, Seattle Seahawks 2008, Detroit Lions 2008, Kansas City Chiefs 2011. High school coach: Pace (Ga.) Academy 2012. College coach: Southern California 2010 and 2016-21, Georgia State 2013, Alabama 2014-15, Florida 2022. Pro coach: Joined Broncos in 2023.

**Dan Dalrymple,** head strength and conditioning; born Aug. 26, 1965; Cleveland, Ohio. Offensive lineman Miami (Ohio) 1983-86. No pro playing experience. College coach: Miami (Ohio) 1987-2005. Pro coach: New Orleans Saints 2006-21. Joined Broncos in 2023.

**Declan Doyle,** tight ends; born March 6, 1996; Iowa City, Iowa. Attended Iowa Western CC and Iowa. No college or pro playing experience. College coach: Iowa 2016-18. Pro coach: New Orleans Saints 2019-22. Joined Broncos in 2023.

**Zack Grossi,** offensive quality control; born Sept. 25, 1989; Odessa, Fla. Quarterback Concord 2009-12. No pro playing experience. College coach: Concord 2013, Hampton 2019, Southern 2020-21. Pro coach: Tampa Bay Buccaneers 2014-18. Joined Broncos in 2022.

**Korey Jones,** assistant strength and conditioning; born April 4, 1989; Fort Collins, Colo. Linebacker Garden City (Kan.) CC 2009-10, Wyoming 2011-12. Pro linebacker Arizona Cardinals 2013, British Columbia Lions (CFL) 2013-14, Green Bay Packers 2014, Florida Blacktips (FXFL) 2014, Edmonton Eskimos (CFL) 2015 and 2017-19, Saskatchewan Roughriders (CFL) 2016, Winnipeg Blue Bombers (CFL) 2019. No college coaching experience. Pro coach: Joined Broncos in 2020.

**Vance Joseph,** defensive coordinator; born Sept. 20, 1972; Marrero, La. Quarterback/running back Colorado 1990-94. Pro defensive back New York Jets 1995, Indianapolis Colts 1996. College coach: Colorado 2000-03, Bowling Green 2004. Pro coach: San Francisco 49ers 2005-10, Houston Texans 2011-13, Cincinnati Bengals 2014-15, Miami Dolphins 2016, Denver Broncos 2017-18 (head coach), Arizona Cardinals 2019-22. Rejoined Broncos in 2023.

**Paul Kelly,** assistant to head coach; born Aug. 13, 1996; San Diego, Calif. Attended Cal State Hayward. No college or pro playing experience. Pro coach: Oakland Raiders 1998-2003, Tampa Bay Buccaneers 2004-09, Washington Redskins/Football Club 2010-21. Joined Broncos in 2023.

**Logan Kilgore,** offensive quality control; born May 24, 1990; Rocklin, Calif. Quarterback Bakersfield College 2009 and Middle Tennessee State 2010-13. Pro Quarterback New Orleans Saints 2014, Toronto Argonauts (CFL) 2015-16, Hamilton Tiger-Cats (CFL) 2017, Edmonton Eskimos (CFL) 2019-20. High school coach: Isidore Newman (La.) High School 2022. College coach: Bakersfield College 2018, Arkansas State 2021. Pro coach: Joined Broncos in 2023.

**Austin King,** assistant offensive line; born April 11, 1981; Cincinnati, Ohio. Offensive lineman Northwestern 1999-02. Pro offensive lineman Tampa Bay Buccaneers 2003, Atlanta Falcons 2004-06. College coach: Toledo 2012-13, Syracuse 2014, Dayton 2015-19. Pro coach: Las Vegas Raiders 2020-21, Chicago Bears 2022. Joined Broncos in 2023.

**Ben Kotwica,** special teams coordinator; born Dec. 8, 1974; Tinley Park, Ill. Linebacker U.S. Military Academy 1993-96. No pro playing experience. College coach: U.S. Military Academy Prep School 2005-06 and 2021. Pro coach: New York Jets 2007-13, Washington Redskins 2014-18, Atlanta Falcons 2019-20, Minnesota Vikings 2022. Joined Broncos in 2023.

**Jim Leonhard,** defensive pass game coordinator/defensive backs coach; born Oct. 27, 1982; Tony, Wis. Safety Wisconsin 2001-04. Pro safety Buffalo Bills 2005-07 and 2013, Baltimore Ravens 2008, New York Jets 2009-11, Denver Broncos 2012, Cleveland Browns 2014. College coach: Wisconsin 2016-22, Illinois 2023. Pro coach: Joined Broncos in 2024.

**Joe Lombardi,** offensive coordinator; born June 6, 1971; Seattle, Wash. Tight end Air Force 1990-93. No pro playing experience. College: Dayton 1996-98, Virginia Military Institute 1999, Bucknell 2000, Mercyhurst 2002-05. Pro coach: New York/New Jersey Hitmen (XFL) 2001, Atlanta Falcons 2006, New Orleans Saints 2007-13 and 2016-20, Detroit Lions 2014-15, Los Angeles Chargers 2021-22. Joined Broncos in 2023.

# DENVER BRONCOS

**Addison Lynch**, defensive quality control; born May 12, 1989; Boston, Mass. Safety Bryant 2007-11. No pro playing experience. College coach: Mississippi College 2011, Florida State 2012-17. Pro coach: Los Angeles Chargers 2018-20, Las Vegas Raiders 2021, Detroit Lions 2022. Joined Broncos in 2023.

**Greg Manusky**, inside linebackers; born Aug. 12, 1966; Wilkes-Barre, Pa. Linebacker Colgate 1984-87. Pro linebacker Washington Redskins 1988-90, Minnesota Vikings 1991-93, Kansas City Chiefs 1994-99. College coach: Kentucky 2020-21. Pro coach: Washington Redskins 2001 and 2016-19, San Diego Chargers 2002-06 and 2011, San Francisco 49ers 2007-10, Indianapolis Colts 2012-15, Minnesota Vikings 2022. Joined Broncos in 2023.

**John Morton**, pass game coordinator; born Sept. 24, 1969; Auburn Hills, Mich. Wide receiver Grand Rapids C.C. 1989-90, Western Michigan 1991-92. Pro wide receiver Toronto Argonauts (CFL) 1995-95, Frankfurt Galaxy (NFL) 1997. College coach: San Diego 2005, Southern California 2007-10. Pro coach: Oakland/Las Vegas Raiders 1997-2004 and 2019-21, New Orleans Saints 2006 and 2015-16, San Francisco 49ers 2011-14, New York Jets 2017, Detroit Lions 2022. Joined Broncos in 2023.

**Isaac Shewmaker**, defensive quality control; born Sept. 21, 1996; Lexington, Ky. Attended Alabama. No college or pro playing experience. College coach: Alabama 2016-19, Tennessee 2020. Pro coach: Los Angeles Chargers 2021-22. Joined Broncos in 2023.

**Shaun Snee**, assistant strength and conditioning; born Feb 1, 1989; Montrose, Pa. Attended East Stroudsburg. No college or pro playing experience. College coach: North Carolina State 2010, Pittsburgh 2012-13, Massachusetts 2014, Wisconsin 2015-22. Pro coach: Joined Broncos in 2023.

**Zach Strief**, offensive line; born Sept. 22, 1983; Cincinnati, Ohio. Tackle Northwestern 2001-05. Pro tackle New Orleans Saints 2006-17. Pro coach: New Orleans Saints 2021-22. Joined Broncos in 2023.

**Favian Upshaw**, offensive quality control; born Jan. 8, 1994; Titusville, Fla. Quarterback Georgia Southern 2013-15. No pro playing experience. High school coach: Astronaut High School 2017. College coach: Savannah State 2020, Benedict College 2020, Tulane 2018-19 and 2022, Georgia Southern 2021. Pro coach: Joined Broncos in 2023.

**Joe Vitt**, senior defensive assistant; born Aug. 23, 1954; Syracuse, N.Y. Linebacker Towson State 1974-78. No pro playing experience. Pro coach: Baltimore Colts 1979-81, Seattle Seahawks 1982-91, Los Angeles Rams 1992-94, Philadelphia Eagles 1995-98, Green Bay Packers 1999, Kansas City Chiefs 2000-03, St. Louis Rams 2004-05 (head coach 11 games in 2005), New Orleans Saints 2006-16 (interim head coach 10 games in 2012), Miami Dolphins 2018, New York Jets 2019-20. Joined Broncos in 2023.

**Davis Webb**, quarterbacks; born Jan. 22, 1995; Prosper, Texas. Quarterback Texas Tech 2013-15, California 2016. Pro quarterback New York Giants 2017 and 2022, New York Jets 2018, Buffalo Bills 2019-21. No college coaching experience. Pro coach: Joined Broncos in 2023.

**Mike Westhoff**, assistant head coach; born Jan. 10, 1948; Bethel Park, Pa. Linebacker Wyoming 1965, linebacker/center Wichita State 1967-69. No pro playing experience. College coach: Indiana 1974-75, Dayton 1976, Indiana State 1977, Northwestern 1978-80, TCU 1981. Pro coach: Baltimore/Indianapolis Colts 1982-84, Arizona Outlaws (USFL) 1985, Miami Dolphins 1986-2000, New York Jets 2001-12, New Orleans Saints 2017-18. Joined Broncos in 2023.

**Michael Wilhoite**, outside linebackers; born Dec. 7, 1986; Topeka, Kan. Safety/linebacker Washburn 2006-10. Pro linebacker Omaha Nighthawks (UFL) 2011, San Francisco 49ers 2011-16, Seattle Seahawks 2017. Pro coach: New Orleans Saints 2019-20, Los Angeles Chargers 2021-22. Joined Broncos in 2023.

## RECORD HOLDERS

### INDIVIDUAL RECORDS—CAREER

Rushing (Yds.)	Terrell Davis, 1995-2002	7,607
Passing (Yds.)	John Elway, 1983-98	51,475
Passing (TDs)	John Elway, 1983-98	300
Receiving (No.)	Rod Smith, 1995-2007	849
Receiving (Yds.)	Rod Smith, 1995-2007	11,389
Interceptions	Steve Foley, 1976-86	44
Punting (Avg.)	Sam Martin, 2020-21	46.4
Punt Return (Avg.)	Darrien Gordon, 1997-98	12.5
Kickoff Return (Avg.)	Odell Barry, 1964-65	25.4
Field Goals	Jason Elam, 1993-2007	395
Touchdowns (Tot.)	Rod Smith, 1995-2007	71
Points	Jason Elam, 1993-2007	1,786
*Sacks	Von Miller, 2011-21	110.5

### INDIVIDUAL RECORDS—SINGLE SEASON

Rushing (Yds.)	Terrell Davis, 1998	2,008
Passing (Yds.)	Peyton Manning, 2013	**5,477
Passing (TDs)	Peyton Manning, 2013	**55
Receiving (No.)	Rod Smith, 2001	113
Receiving (Yds.)	Demaryius Thomas, 2014	1,619
Interceptions	Goose Gonsoulin, 1960	11
Punting (Avg.)	Britton Colquitt, 2011	47.4
Punt Return (Avg.)	Floyd Little, 1967	16.9
Kickoff Return (Avg.)	Diontae Spencer, 2019	29.1
Field Goals	Jason Elam, 1995, 2001	31
Touchdowns (Tot.)	Terrell Davis, 1998	23
Points	Matt Prater, 2013	150
*Sacks	Von Miller, 2012	18.5

### INDIVIDUAL RECORDS—SINGLE GAME

Rushing (Yds.)	Mike Anderson, 12-3-00	251
Passing (Yds.)	Jake Plummer, 10-31-04	499
Passing (TDs)	Peyton Manning, 9-5-13	**7
Receiving (No.)	Brandon Marshall, 12-13-09	**21
Receiving (Yds.)	Demaryius Thomas, 10-5-14	226
Interceptions	Goose Gonsoulin, 9-18-60	**4
	Willie Brown, 11-15-64	**4
	Deltha O'Neal, 10-7-01	**4
Field Goals	Brandon McManus, 10-18-20	6
Touchdowns (Tot.)	Clinton Portis, 12-7-03	5
Points	Clinton Portis, 12-7-03	30
*Sacks	Karl Mecklenburg, 9-15-85, 12-1-85	4.0
	Simon Fletcher, 11-4-90	4.0
	Elvis Dumervil, 9-20-09	4.0

\*Sacks became an official statistic in 1982

\*\*NFL Record

**2024 VETERAN ROSTER**

No.	Name	Pos.	Ht.	Wt.	Birthdate	NFL	College	Hometown	How Acq.	'23 Games/ Starts
						Exp.				
45	Adkins, Nate	TE	6-3	252	7/9/99	2	South Carolina	Knoxville, Tenn.	CFA-23	10/1
99	Allen, Zach	DE	6-4	281	8/20/97	6	Boston College	New Canaan, Conn.	UFA(Ari)-23	17/17
75	Bailey, Quinn	T	6-6	323	10/18/95	6	Arizona State	Gilbert, Ariz.	CFA-19	17/1
83	Bandy, Michael	WR	5-10	190	12/5/97	4	San Diego	La Mirada, Calif	UFA(LAC)-23	1/0
55	Barton, Cody	ILB	6-2	237	11/3/96	6	Utah	Salt Lake City	UFA(Was)-24	13/13*
90	Blackson, Angelo	DL	6-4	318	11/14/92	10	Auburn	Bear, Del.	UFA(Jax.)-24	11/0*
72	Bolles, Garrett	T	6-5	300	5/27/92	8	Utah	Walnut Creek, Calif.	D1-17	17/17
42	Bonitto, Nik	OLB	6-3	240	9/26/99	3	Oklahoma	Fort Lauderdale, Fla.	D2-22	15/4
5	Browning, Baron	OLB	6-3	240	2/19/99	4	Ohio State	Fort Worth, Texas	D3b-21	10/9
0	Burton, Michael	FB	5-11	242	2/1/92	10	Rutgers	Long Valley, N.J.	UFA(KC)-23	17/3
0	Cooper, Jonathon	OLB	6-4	257	1/8/98	4	Ohio State	Gahanna, Ohio	D7b-21	17/17
9	Dixon, Riley	P	6-4	221	8/24/93	9	Syracuse	Oneida, N.Y.	UFA(LAR)-23	17/0
13	Dorsett II, Phillip	WR	5-10	192	1/5/93	10	Miami	Fort Lauderdale, Fla.	FA-23	2/1
80	Dulcich, Greg	TE	6-4	245	3/26/00	3	UCLA	Glendale, Calif.	D3-22	2/1
54	Forsyth, Alex	C	6-4	312	2/13/99	2	Oregon	West Linn, Ore.	D7-23	0/0*
48	Fraboni, Mitchell	LS	6-2	223	10/28/96	3	Arizona State	Phoenix, Ariz.	FA-22	17/0
98 t	Franklin-Myers, John	DE	6-4	228	9/29/96	7	Stephen F. Austin	Greenville, Texas	T(NYJ)-24	17/17*
95	Garcia, Elijah	DL	6-5	302	3/11/98	3	Rice	San Antonio, Texas	FA-22	3/0
47	Gill, Trenton	P	6-4	219	1/1/99	3	NC State	Hillsborough, N.C.	FA-24	17/0
50	Gniffith, Jonas	ILB	6-4	250	1/27/97	4	Indiana State	Louisville, Ky.	T(SF)-21	0/0*
91	Henningsen, Matt	DE	6-3	291	7/9/99	3	Wisconsin	Menomonee Falls, Wis.	D6-22	17/0
17	Humphrey, Lil'Jordan	WR	6-4	225	4/18/98	6	Texas	Southlake, Texas	FA-23	17/8
59	Incoom, Thomas	OLB	6-4	265	2/19/99	2	Central Michigan	Stone Mountain, Ga.	CFA-23	4/0
89	Johnson, Brandon	WR	6-2	195	7/26/98	3	Central Florida	Fort Lauderdale, Fla.	CFA-22	7/2
22	Jones, Brandon	S	6-1	190	4/2/98	5	Texas	Nacogdoches, Texas	UFA(Mia)-24	16/6*
93	Jones, D.J.	DT	6-0	305	1/19/95	8	Mississippi	Greenville, S.C.	UFA(SF)-22	16/16
85	Krull, Lucas	TE	6-6	260	7/11/98	3	Pittsburgh	Shawnee, Kan.	FA-23	7/2
6	Locke, P.J.	S	5-10	202	2/12/97	5	Texas	Beaumont, Texas	FA-19	12/8
3	Lutz, Wil	K	5-11	184	7/7/94	9	Georgia State	Newnan, Ga.	T(NO)-23	17/0
27	Mathis, Damarri	CB	5-11	195	4/12/99	3	Pittsburgh	Lakeland, Fla.	D4a-22	17/6
69	McGlinchey, Mike	T	6-8	310	1/12/95	7	Notre Dame	Philadelphia, Pa.	UFA(SF)-23	16/16
38	McLaughlin, Jaleel	RB	5-9	183	9/13/00	2	Youngstown State	Raleigh, N.C.	CFA-23	17/3
29	McMillian, Ja'Quan	CB	5-10	183	6/4/00	3	East Carolina	Winston-Salem, N.C.	CFA-22	16/3
77	Meinerz, Quinn	G	6-3	320	11/15/98	4	Wisconsin-Whitewater	Hartford, Wis.	D3a-21	17/17
19	Mims Jr., Marvin	WR	5-11	184	3/19/02	2	Oklahoma	Frisco, Texas	D2-23	16/7
21	Moss, Riley	CB	6-1	193	3/3/00	2	Iowa	Ankeny, Iowa	D3b-23	14/0
61	Mustipher, Sam	C	6-2	332	8/13/96	5	Notre Dame	Owings Mills, Md.	UFA(Bal)-24	9/2*
63	Palczewski, Alex	T	6-6	315	8/3/99	2	Illinois	Mount Prospect, Ill.	CFA-23	0/0*
12	Patrick, Tim	WR	6-4	212	11/23/93	7	Utah	San Diego, Calif.	FA-17	0/0*
79	Pearl, Matt	T	6-7	315	6/11/97	5	Connecticut	Kingston, Jamaica	UFA(NYG)-24	8/1*
25	Perine, Samaje	RB	5-11	235	9/16/95	8	Oklahoma	Pflugerville, Texas	UFA(Cin)-23	17/1
51	Perkins, Ronnie	OLB	6-3	250	9/29/99	4	Oklahoma	St. Louis, Mo.	FA-23	7/0
74	Powers, Ben	G	6-4	338	10/29/96	6	Oklahoma	Wichita, Kan.	UFA(Bal)-23	17/17
11	Reynolds, Josh	WR	6-3	194	2/16/95	8	Texas A&M	San Antonio, Texas	UFA(Det)-24	17/13*
97	Roach, Malcolm	DT	6-3	290	6/9/98	5	Texas	Baton Rouge, La.	UFA(NO)-24	12/0*
41	Sanders, Drew	ILB	6-5	233	12/31/00	2	Arkansas	Denton, Texas	D3a-23	17/4
78	Sherman, Will	G	6-4	300	5/27/99	3	Colorado	Raleigh, N.C.	FA-22	0/0*
87	Sills V, David	WR	6-3	211	5/29/96	5	West Virginia	Wilmington, Del.	FA-23	3/1
49	Singleton, Alex	ILB	6-2	240	12/7/93	6	Montana State	Thousand Oaks, Calif.	UFA(Phi)-22	17/16
34	Skinner, JL	S	6-4	220	4/16/01	2	Boise State	San Diego, Calif.	D6-23	2/0
1	Smith, Tremon	CB	5-11	190	7/20/96	7	Central Arkansas	Anniston, Ala.	UFA(Hou)-23	17/17
23	Sterns, Caden	S	6-1	207	11/2/99	4	Texas	Cibolo, Texas	D5a-21	1/0
8	Stidham, Jarrett	QB	6-3	215	8/8/96	6	Auburn	Corbin, Ky.	UFA(LV)-23	3/2
40	Strnad, Justin	ILB	6-3	235	8/21/96	5	Wake Forest	Palm Harbor, Fla.	D5-20	9/0
2	Surtain II, Pat	CB	6-2	202	4/14/00	4	Alabama	Plantation, Fla.	D1-21	17/17
14	Sutton, Courtland	WR	6-4	216	10/10/95	7	Southern Methodist	Brenham, Texas	D2-18	16/14
76	Throckmorton, Calvin	G	6-5	311	8/16/96	4	Oregon	Bellevue, Wash.	UFA(Ten)-24	15/7*
82	Trautman, Adam	TE	6-5	253	2/5/97	5	Dayton	Williamsburg, Mich.	T(NO)-23	17/12
32	Turner-Yell, Delarrin	S	5-11	200	12/16/99	3	Oklahoma	Hempstead, Texas	D5a-22	16/2
15	Virgil, Jalen	WR	6-1	210	7/13/98	3	Appalachian State	Lawrenceville, Ga.	CFA-22	0/0*
39	Wallace, Levi	CB	6-0	179	6/12/95	7	Alabama	Tucson, Ariz.	UFA(Pit)-24	16/9*
60	Wattenberg, Luke	C	6-5	300	9/10/97	3	Washington	Trabuco Canyon, Calif.	D5c-22	16/0
33	Williams, Javonte	RB	5-10	220	4/25/00	4	North Carolina	Wallace, N.C.	D2-21	16/13
4 t	Wilson, Zach	QB	6-2	214	8/3/99	4	Brigham Young	Draper, Utah	T(NYJ)-24	12/11*

# DENVER BRONCOS

\* Barton played 13 games with Washington; Blackson played 11 games with Jacksonville; Forsyth was active with Broncos but did not play; Franklin-Myers played 17 games with N.Y. Jets; Griffith missed '23 season because of injury; Jones played 16 games with Miami; Mustipher played nine games with Baltimore; Palczewski active with Broncos but did not play; Patrick missed '23 season because of injury; Peart played eight games with the New York Giants; Reynolds played 17 games with Detroit; Roach played 12 games with New Orleans; Sherman last active with Broncos in '22; Throckmorton played 15 games with Carolina and Tennessee; Virgil missed '23 season because of injury; Wallace played 16 games with Pittsburgh; Wilson played 12 games with the N.Y. Jets.

t Broncos traded for Franklin-Myers (NYJ) and Wilson (NYJ).

Players lost through unrestricted free agency (six): C Lloyd Cushenberry III (TEN, 17 games in '23); DL Jonathan Harris (MIA, 17); ILB Josey Jewell (CAR, 16).

Also played with Broncos in '23—T Cam Fleming (six games); WR Jerry Jeudy (16); TE Chris Manhertz (16); CB Fabian Moreau (16); ILB Ben Niemann (seven); NT Mike Purcell (16); S Justin Simmons (15); RB Dwayne Washington (13); CB K'Waun Williams (zero); QB Russell Wilson (15).

## FIRST-YEAR ROSTER

Name	Pos.	Ht.	Wt.	Birthdate	College	Hometown	How Acq.
Abrams-Draine, Kris	CB	5-11	178	10/4/01	Missouri	Mobile, Ala.	D5a
Allen, Jaylon	OLB	6-3	240	3/30/00	Memphis	Humble, Texas	FA
Badie, Tyler (1)	RB	5-8	194	2/7/99	Missouri	New Orleans, La.	FA-22
Bailey, Levelle	ILB	6-2	225	12/4/00	Fresno State	Sacramento, Calif.	FA
Brown, Omar	S	6-1	200	10/12/00	Nebraska	Minneapolis, Minn.	FA
Crum, Frank	T	6-7	315	5/14/00	Wyoming	Laramie, Wyo.	FA
Elliss, Jonah	OLB	6-2	246	4/3/03	Utah	Moscow, Idaho	D3
Estime, Audric	RB	5-11	227	9/6/03	Notre Dame	Nyack, N.Y.	D5b
Franklin, Troy	WR	6-3	187	2/6/03	Oregon	East Palo Alto, Calif.	D4
Gargiulo, Nick	G	6-5	310	7/19/00	South Carolina	Yorktown Heights, N.Y.	D7b
Green, Art (1)	CB	6-2	200	4/29/00	Houston	Chesterfield, Mo.	FA-23
Jackson, Jordan (1)	DL	6-5	285	1/30/98	Air Force	Jacksonville, Fla.	FA-23
Jacobs, Demontrey (1)	T	6-6	315	11/22/98	South Florida	Gonzales, La.	FA-23
Key, Devon (1)	S	6-0	208	10/28/97	Western Kentucky	Lexington, Ky.	FA-22
Leonard, Dylan	TE	6-5	240	12/15/00	Georgia Tech	Milton, Ga.	FA
Matterson, Brandon	DT	6-2	295	11/29/99	UTSA	San Antonio, Texas	FA
McCalister, Tanner (1)	DB	5-11	191	1/27/00	Ohio State	Rockwell, Texas	FA
Miller, Jordan	NT	6-3	307	1/20/00	Southern Methodist	Jacksonville, Fla.	FA
Mock, Alec	ILB	6-3	240	3/30/02	Air Force	Weddington, N.C.	FA
Nchami, Durell (1)	LB	6-4	260	2/11/00	Maryland	Silver Springs, Md.	FA-23
Newsome, Quinton	CB	6-1	185	7/11/01	Nebraska	Suwanee, Ga.	FA-23
Nix, Bo	QB	6-2	217	2/25/00	Oregon	Arkadelphia, Ark.	D1
Smith, Keidron (1)	DB	6-2	201	11/9/99	Kentucky	West Palm Beach, Fla.	FA-23
Taylor, Reese (1)	CB	5-10	188	8/27/99	Purdue	Indianapolis	FA-23
Vele, Devaughn	WR	6-5	210	12/12/97	Utah	San Diego	D7a
Watson, Blake	RB	5-9	195	10/14/99	Memphis	Queens, N.Y.	FA
Yassmin, Thomas	TE	6-5	251	10/21/99	Utah	Sydney, Australia	FA

The term **NFL Rookie** is defined as a player who is in his first season of professional football and has not been on the roster of another professional football team for any regular-season or postseason games. A **Rookie** is designated by an "R" on NFL rosters. Players who have been active in another professional football league or players who have NFL experience, including either preseason training camp or being on an Active List or Inactive List, or on Reserve/Injured or Reserve/Physically Unable to Perform for fewer than six regular-season games, are termed **NFL First-Year Players**. An **NFL First-Year Player** is designated by a "1" on NFL rosters. Thereafter, a player is credited with an additional year of experience for each season in which he accumulates six games on the Active List or Inactive List, or on Reserve/Injured or Reserve/Physically Unable to Perform.

Log on to [www.denverbroncos.com](http://www.denverbroncos.com) for an up-to-date roster.





**American Football Conference  
South Division**

**Two NRG Park**  
Houston, TX 77054  
Telephone: (832) 667-2000

**Team Colors:** Deep Steel Blue, Battle Red,  
Liberty White and H-Town Blue

**2024 SCHEDULE**

**PRESEASON**

Aug. 1 vs. Chicago (Canton).....7:00 PM  
Aug. 9 at Pittsburgh.....6:00 PM  
Aug. 17 **N.Y. Giants**.....12:00 PM  
Aug. 24 **L.A. Rams**.....12:00 PM

**REGULAR SEASON**

Sep. 8 at Indianapolis.....12:00 PM  
Sep. 15 **Chicago**.....7:20 PM  
Sep. 22 at Minnesota.....12:00 PM  
Sep. 29 **Jacksonville**.....12:00 PM  
Oct. 6 **Buffalo**.....12:00 PM  
Oct. 13 at New England.....12:00 PM  
Oct. 20 at Green Bay.....12:00 PM  
Oct. 27 **Indianapolis**.....12:00 PM  
Oct. 31 at N.Y. Jets (Thu).....7:15 PM  
Nov. 10 **Detroit**.....7:20 PM  
Nov. 18 at Dallas (Mon).....7:15 PM  
Nov. 24 **Tennessee**.....12:00 PM  
Dec. 1 at Jacksonville.....12:00 PM  
BYE

Dec. 15 **Miami**.....12:00 PM  
Dec. 21 at Kansas City (Sat).....12:00 PM  
Dec. 25 **Baltimore** (Wed).....3:30 PM  
TBD at Tennessee.....TBD

*\*All times CT; During the Flex Scheduling Windows, the games initially scheduled for Sunday Night Football, Monday Night Football, and Thursday Night Football are tentatively scheduled and subject to change.*

**Stadium:** NRG Stadium  
Houston, TX 77054

**Opened:** 2002  
**Capacity:** 71,995  
**Playing Surface:**  
Artificial Turf (Hellas Matrix)

**Training Camp:**  
Houston Methodist  
Training Center  
8799 Kirby Dr  
Houston, TX 77054

**CLUB OFFICIALS  
OWNERSHIP**

Co-Founder and Senior Chair:  
Janice S. McNair  
Chairman and Chief Executive Officer:  
D. Cal McNair

**FOOTBALL OPERATIONS**

Executive Vice President and  
General Manager: Nick Caserio  
Head Coach: DeMeco Ryans  
Director of Football Technology and  
Analytics: Tim Brog  
Senior Director of Football Administration:  
Andrew Brown  
Head Strength and Conditioning Coach:  
Mike Eubanks  
Director of Football Operations and Team  
Logistics: Clay Hampton  
Director of Team Wellness: Ladd Harris  
Director of Logistics: Geoff Kaplan  
Chief Security Officer and Director of  
Facilities Operations: Brent Naccara  
Director of Sports Medicine/Head Athletic  
Trainer: Roland Ramirez  
Director of Team Development:  
Dylan Thompson

**BUSINESS OPERATIONS**

President: Greg Grissom  
Executive Vice President, Business Affairs  
and General Counsel: Greg Kondritz  
Senior Vice President, Chief Financial  
Officer and Treasurer: Marilan Logan  
Senior Vice President, Operations and  
Event Management: Juan Rodriguez  
Senior Vice President, Marketing,  
Communications and Ticket Sales:  
Doug Vosik  
Senior Vice President, Business Analytics  
and Insights: Ben Wang  
Senior Vice President, Partnerships:  
Jerry Angel  
Vice President, Luxe and Partnership  
Development: Brian George  
Vice President, Human Resources:  
Anita Martin  
Vice President, Houston Texans Foundation:  
Hannah McNair  
Vice President and Chief Information  
Officer: Jeff Schmitz  
General Manager, Lone Star Sports &  
Entertainment: David Fletcher

**COACHING HISTORY  
(157-209-1)**

*Records include postseason games*  
2002-05 Dom Capers .....18-46-0  
2006-13 Gary Kubiak\* .....63-66-0  
2013 Wade Phillips.....0-3-0  
2014-20 Bill O'Brien\*\*.....54-52-0  
2020 Romeo Crennel .....4-8-0  
2021 David Culley .....4-13-0  
2022 Lovie Smith.....3-13-1  
2023- DeMeco Ryans .....11-8-0  
\* Released after 13 games in 2013  
\*\* Released after four games in 2020

**PAID ATTENDANCE, 2023**

Home 617,306 Away 517,221  
Total 1,134,527  
Single-game home record,  
72,025 (12/1/19)  
Single-season home record,  
617,306 (2023)

**2024 DRAFT CHOICES**

Rd	Name	Pos	College
2	Kamarri Lassiter	CB	Georgia
2	Blake Fisher	T	Notre Dame
3	Calen Bullock	S	Southern California
4	Cade Stover	TE	Ohio State
6	Jamal Hill	LB	Oregon
6	Jawhar Jordan	RB	Louisville
7	Solomon Byrd	DE	Southern California
7	Marcus Harris	DT	Auburn
7	LaDarius Henderson	G	Michigan

# HOUSTON TEXANS

## 2023 TEAM RECORD

### REGULAR SEASON (10-7)

Date	Opponent	Result
Sept. 10	at Baltimore	L 9-25
Sept. 17	INDIANAPOLIS	L 20-31
Sept. 24	at Jacksonville	W 37-17
Oct. 1	PITTSBURGH	W 30-6
Oct. 8	at Atlanta	L 19-21
Oct. 15	NEW ORLEANS	W 20-13
Oct. 29	at Carolina	L 13-15
Nov. 5	TAMPA BAY	W 39-37
Nov. 12	at Cincinnati	W 30-27
Nov. 19	ARIZONA	W 21-16
Nov. 26	JACKSONVILLE	L 21-24
Dec. 3	DENVER	W 22-17
Dec. 10	at N.Y. Jets	L 6-30
Dec. 17	at Tennessee (OT)	W 19-16
Dec. 24	CLEVELAND	L 22-36
Dec. 31	TENNESSEE	W 26-3
Jan. 6	at Indianapolis	W 23-19

### POSTSEASON (1-1)

Jan. 13	CLEVELAND	W 45-14
Jan. 20	at Baltimore	L 10-34

### SCORE BY PERIODS

Team	68	119	69	118	3	—	377
Opponents	81	71	108	93	0	—	353

## 2023 TEAM STATISTICS

	Team	Opp.
Total First Downs	329	332
Rushing	84	110
Passing	215	185
Penalty	30	37
3rd Down: Made/Att	88/232	81/227
3rd Down Pct.	37.9	35.7
4th Down: Made/Att	8/21	16/29
4th Down Pct.	38.1	55.2
Possession Avg.	29:28	30:32
Total Net Yards	5820	5622
Avg. Per Game	342.4	330.7
Total Plays	1083	1079
Avg. Per Play	5.4	5.2
Net Yards Rushing	1647	1643
Avg. Per Game	96.9	96.6
Total Rushes	444	468
Net Yards Passing	4173	3979
Avg. Per Game	245.5	234.1
Sacked/Yards Lost	47/405	46/355
Gross Yards	4578	4334
Att./Completions	592/372	565/382
Completion Pct.	62.8	67.6
Had Intercepted	8	14
Punts/Average	80/46.7	73/47.3
Net Punting Avg.	80/43.0	73/41.9
Penalties/Yards	114/937	100/805
Fumbles/Ball Lost	17/6	19/10
Touchdowns	40	37
Rushing	10	19
Passing	27	17
Returns	3	1

## 2023 INDIVIDUAL STATISTICS

PASSING	Att	Cmp	Yds	Cmp%	Yds/Att	TD	TD%	Int	Int%	LG	Sk/Lost	Rtng
Stroud	499	319	4108	63.9	8.23	23	4.6	5	1.0	75t	38/331	100.8
Keenum	53	34	291	64.2	5.49	1	1.9	3	5.7	41	6/60	61.1
Mills	39	18	173	46.2	4.44	2	5.1	0	0.0	19	2/13	76.1
Singletary	1	1	6	100.0	6.00	1	100.0	0	0.0	6t	0/0	131.3
Dell	0	0	0	---	---	0	---	0	---	---	1/1	---
Team	592	372	4578	62.8	7.73	27	4.6	8	1.4	75t	47/405	96.2
Opponents	565	382	4334	67.6	7.67	17	3.0	14	2.5	75t	46/355	90.1

TD		TD		TD		TD		
SCORING	Tot	Ru	Rec	Rt	PAT	FG	Saf	Pts
Fairbairn	0	0	0	0	21/22	27/28	0	102
N.Collins	8	0	8	0	0	0	0	50
Dell	7	0	7	0	0	0	0	42
Schultz	5	0	5	0	0	0	0	30
Ammendola	0	0	0	0	10/11	6/9	0	28
Beck	4	1	2	1	0	0	0	24
Singletary	4	4	0	0	0	0	0	24
Stroud	3	3	0	0	0	0	0	20
Pierce	3	2	0	1	0	0	0	18
Brown	2	0	2	0	0	0	0	12
Jordan	2	0	2	0	0	0	0	12
Rankins	1	0	0	1	0	0	0	6
Woods	1	0	1	0	0	0	0	6
Ogunbowale	0	0	0	0	0/0	1/1	0	3
Team	40	10	27	3	31/33	34/38	0	377
Opponents	37	19	17	1	27/29	30/36	1	353

2-PT Convr: N.Collins, Stroud. Team 2-7. Opponents 6-8.

RUSHING	No.	Yds	Avg	LG	TD
Singletary	216	898	4.2	24	4
Pierce	145	416	2.9	22	2
Stroud	39	167	4.3	16	3
Dell	11	51	4.6	13	0
Hutchinson	5	49	9.8	17	0
Ogunbowale	8	35	4.4	17	0
Boone	5	23	4.6	11	0
Mills	2	9	4.5	9	0
N.Collins	1	7	7.0	7	0
Woods	1	7	7.0	7	0
Metchie	1	4	4.0	4	0
Beck	5	3	0.6	2	1
Keenum	2	1	0.5	1	0
Sims	1	1	1.0	1	0
Brown	1	-1	-1.0	-1	0
Johnston	1	-23	-23.0	-23	0
Team	444	1647	3.7	24	10
Opponents	468	1643	3.5	49t	19

RECEIVING	No.	Yds	Avg	LG	TD
N.Collins	80	1297	16.2	75t	8
Schultz	59	635	10.8	31	5
Dell	47	709	15.1	68t	7
Woods	40	426	10.7	26	1
Brown	33	567	17.2	75t	2
Singletary	30	193	6.4	41	0
Jordan	17	219	12.9	27	2
Metchie	16	158	9.9	22	0
Pierce	13	101	7.8	27	0
Beck	11	55	5.0	26	2
Hutchinson	8	90	11.3	34	0
Boone	7	40	5.7	12	0
Sims	3	25	8.3	23	0
Saubert	3	12	4.0	5	0
Quitriano	2	33	16.5	22	0
Ogunbowale	2	18	9.0	14	0
Stroud	1	0	0.0	0	0
Team	372	4578	12.3	75t	27
Opponents	382	4334	11.3	75t	17

INTERCEPTIONS	No.	Yds	Avg	LG	TD
Singletary	5	17	3.4	14	0
St.Nelson	4	33	8.3	33	0
Houston-Carson	2	13	6.5	13	0
Cashman	1	0	0.0	0	0
Griffin	1	0	0.0	0	0
Ward	1	0	0.0	0	0
Team	14	63	4.5	33	0
Opponents	8	138	17.3	46	1

PUNTING	No.	Yds	Avg	Net TB	In20	LG	B
Johnston	66	3145	47.7	44.0	3	30	74
Zentner	14	590	42.1	38.6	2	2	54
Team	80	3735	46.7	43.0	5	32	74
Opponents	73	3453	47.3	41.9	5	24	67

PUNT RETURNS	Ret	FC	Yds	Avg	LG	TD
Dell	11	6	100	9.1	20	0
King	8	4	101	12.6	22	0
Woods	7	10	42	6.0	12	0
Sims	4	4	49	12.3	18	0
Team	30	24	292	9.7	22	0
Opponents	29	30	192	6.6	22	0

KICK RETURNS	No.	Yds	Avg	LG	TD
Pierce	7	225	32.1	98t	1
Boone	4	66	16.5	25	0
Singletary	4	90	22.5	35	0
Sims	3	71	23.7	29	0
Beck	2	94	47.0	85t	1
Dell	2	44	22.0	23	0
King	1	23	23.0	23	0
Team	23	613	26.7	98t	2
Opponents	26	570	21.9	52	0

FIELD GOALS	1-19	20-29	30-39	40-49	50+
Fairbairn	0/0	10/10	10/10	2/2	5/6
Ammendola	0/0	2/2	3/3	1/2	0/2
Ogunbowale	0/0	1/1	0/0	0/0	0/0
Team	0/0	13/13	13/13	3/4	5/8
Opponents	0/0	2/3	11/11	9/10	8/12

SACKS	No.
Greenard	12.5
Anderson	7.0
Rankins	6.0
M.Collins	5.0
Hughes	3.0
Barnett	2.5
Cashman	2.0
K.Davis	2.0
C.Harris	2.0
(Team)	2.0
King	1.0
Hinish	0.5
Perryman	0.5
Team	46.0
Opponents	47.0

## 2024 COACHING STAFF

**DeMeco Ryans, Head Coach**

**Pro Career:** DeMeco Ryans enters his second season as head coach of the Texans after being named to the role on Jan. 31, 2023, becoming the sixth head coach in franchise history. In the Texans first year under Ryans, the Texans finished with an 10-7 record and clinched a playoff berth for the first time since 2019. Houston won their seventh AFC South title and became the first team in NFL history to win their division with a rookie quarterback and first-year head coach. Additionally, Ryans and QB C.J. Stroud became the fourth rookie quarterback and first-year head coach to win a playoff game together. The Texans defeated the Cleveland Browns, 45-14, in the Wild Card round to secure their fifth playoff victory in team history. Houston finished with 11 total wins, including the postseason, which marked the fifth time in team history recording 11-or-more wins in a season. Under Ryans, Stroud and DE Will Anderson Jr. were named the Associated Press NFL Offensive and Defensive Rookie of the Year, marking a Texans sweep of the top rookie awards. The Texans are the fourth team since 1967 to win both Offensive and Defensive Rookie of the Year in the same season. The team's bright season produced two AFC Player of the Month awards, six Player of the Week awards and two NFL Offensive Rookie of the Month awards, while Stroud, Anderson and T Laremy Tunsil were all selected to the Pro Bowl following the season. Ryans coached a team that boasted a +10 net differential in turnover margin, which ranked top-five in the NFL. Houston finished the season ranked sixth in rushing defense (96.6 yards per game allowed), while also finishing seventh in the league in passing yards per game (245.5) and 11th in points allowed (20.8). Ryans was named the PFWA Coach of the Year, becoming the first coach in franchise history to win the award. In 2022, which marked his last season in San Francisco, Ryans was named the PFWA Assistant Coach of the Year. He coached six seasons with the 49ers and two as the team's defensive coordinator (2021-22), helping lead the team to the NFC Championship. He spent the previous three seasons (2018-20) as the 49ers inside linebackers coach, while serving as the team's defensive quality control coach in 2017.

**Background:** Originally drafted in the second round (33rd overall) by the Texans in the 2006 NFL Draft, Ryans played for Houston (2006-11) and the Philadelphia Eagles (2012-15). He was a team captain for the Texans' 2011 season, a squad that claimed the franchise's inaugural AFC South title and playoff berth. Ryans holds the Texans record for the most tackles by a rookie (156) and currently sits as the second-leading tackler in franchise history (636). During his 10-year playing career, Ryans was named AP Defensive Rookie of the Year and PFWA Rookie of the Year in 2006, first-team All-Pro in 2007 and was selected to the Pro Bowl in 2007 and 2009. He appeared in 140 career games (139 starts) throughout his career and registered 970 tackles, 46 passes defended, 13.5 sacks, seven forced fumbles, 10 fumble recoveries and seven interceptions.

**Personal:** Born July 28, 1984, and a native of Bessemer, Ala., Ryans played linebacker at the University of Alabama (2002-05). As a senior, he was a unanimous All-American selection, SEC Defensive Player of the Year and earned first-team All-SEC honors in 2005. Ryans and his wife, Jamila, have two daughters, Xia and Zuri, and two sons, MJ and Micah.

**ASSISTANT COACHES**

**Stephen Adegoke**, safeties; born Oct. 18, 1994; Snellville, Ga. Safety San Diego Mesa College 2014-15, Mississippi State 2016-18. No pro playing experience. College coach: Florida 2019-20, Michigan 2021. Pro coach: San Francisco 49ers 2022. Joined Texans in 2023.

**Sean Baker**, defense/special teams assistant; born Nov. 6, 1988; Youngstown, Ohio. Defensive back Ball State 2008-11. Pro defensive back Tampa Bay Buccaneers 2012, Atlanta Falcons 2013-15, Indianapolis Colts 2015, Cleveland Browns 2016. College coach: Youngstown State 2017-19, LSU 2020. Pro coach: Houston Texans 2021-23. Rejoined Texans in 2024.

**Danny Barrett**, assistant head coach/running backs; born Dec. 18, 1961; Boynton Beach, Fla. Quarterback Cincinnati 1979-82. Pro quarterback Calgary Stampeders (CFL) 1983-85, 1990-91 and 1996, Toronto Argonauts (CFL) 1985-88, British Columbia Lions (CFL) 1992-93 and 1998, Ottawa Rough Riders (CFL) 1994-95. College coach: Buffalo 2007-09, Central Florida 2011-15 (interim head coach four games). Pro coach: Calgary Stampeders (CFL) 1997, British Columbia Lions (CFL) 1998-99, Saskatchewan Roughriders (CFL) 2000-06 (head coach), Miami Dolphins 2016-17. Joined Texans in 2018.

**Ben Bolling**, defensive assistant; born Dec. 9, 1992; Raleigh, N.C. Wide receiver Campbell 2012-15. No pro playing experience. College coach: Campbell 2016-20. Pro coach: Joined Texans in 2021.

**Will Burnham**, assistant special teams; born Nov. 18, 1992; Lithia, Fla. Running back Florida State 2012-14. College coach: Florida State 2015, Tennessee Martin 2016-17, Marshall 2018, Virginia Tech 2019-20, Kansas State 2021-22. Pro coach: Joined Texans in 2023.

**Matt Burke**, defensive coordinator; born March 25, 1976; Hudson, Mass. Safety Dartmouth 1995-98. No pro playing experience. College coach: Bridgton Academy 1998-99, Boston College 2000-02, Harvard 2003. Pro coach: Tennessee Titans 2004-08, Detroit Lions 2009-13, Cincinnati Bengals 2014-15, Miami Dolphins 2016-18, Philadelphia Eagles 2019-20, New York Jets 2021, Arizona Cardinals 2022. Joined Texans in 2023.

**Bill Davis**, linebackers; born Nov. 5, 1965; Youngstown, Ohio. Quarterback/wide receiver Cincinnati 1985-88. No pro playing experience. College coach: Michigan State 1991, Ohio State 2016-18. Pro coach: Pittsburgh Steelers 1992-94, Carolina Panthers 1995-98, Cleveland Browns 1999 and 2011-12, Green Bay Packers 2000, Atlanta Falcons 2001-03, New York Giants 2004, San Francisco 49ers 2005-06, Arizona Cardinals 2007-10 and 2019-22, Philadelphia Eagles 2013-15. Joined Texans in 2024.

**Jarrold James**, offensive assistant; born Jan. 22, 1993; Goldsboro, N.C. Center North Carolina 2011-13. No pro playing experience. College coach: North Carolina 2014-17, Arkansas State 2018, Michigan State 2021. Pro coach: Los Angeles Wildcats (XFL) 2020. Joined Texans in 2022.

**Jerrold Johnson**, quarterbacks; born July 27, 1988; Humble, Texas. Quarterback Texas A&M 2006-10. Pro quarterback Dallas Cowboys, Baltimore Ravens, Chicago Bears, Seattle Seahawks, Pittsburgh Steelers, Philadelphia Eagles. High school coach: Houston St. Thomas 2015-18. Pro coach: Indianapolis Colts 2020-21, Minnesota Vikings 2022. Joined Texans in 2023.

**Bill Lazor**, senior offensive assistant; born June 14, 1972; Scranton, Pa. Quarterback Cornell 1991-93. No pro playing experience. College coach: Cornell 1994-2000, Buffalo 2001-02, Virginia 2010-12. Pro coach: Atlanta Falcons 2003, Washington Redskins 2004-07, Seattle Seahawks 2008-09, Philadelphia Eagles 2013, Miami Dolphins 2014-15, Cincinnati Bengals 2016-18, Chicago Bears 2020-21. Joined Texans in 2023.

**Ben McDaniels**, wide receivers/pass game coordinator; born June 6, 1980; Canton, Ohio. Quarterback Kent State 1999-2001. No pro playing experience. College coach: Minnesota 2004-05, Rutgers 2014-15, Michigan 2018-20. Pro coach: Denver Broncos 2009-10, Tampa Bay Buccaneers 2012-13, Chicago Bears 2016-17. Joined Texans in 2021.

**Ryan Milus**, defensive assistant; born Sept. 19, 1990; Tacoma, Wash. No college or pro playing experience. High school coach: Hamilton (Chandler, Ariz.) 2016. College coach: Weber State 2017-18. Pro coach: Los Angeles Chargers 2020, Las Vegas Raiders 2021. Joined Texans in 2023.

**Jake Moreland**, tight ends; born Jan. 18, 1977; Milwaukee, Wis. Tight end Western Michigan 1996-99. Pro tight end New York Jets 2000, Cleveland Browns 2001. College coach: Elmhurst 2003, St. Joseph's 2004, Western Michigan 2005-11 and 2017-20, Air Force 2012-14 and 2016, Syracuse 2015. Pro coach: New York Jets 2021, Denver Broncos 2022. Joined Texans in 2023.

# HOUSTON TEXANS

**Nate Ollie**, assistant defensive line; born Jan. 8, 1992; Chicago, Ill. Defensive lineman Ball State 2010-13. No pro playing experience. College coach: Tennessee 2015-17, Eastern Kentucky 2018. Pro coach: Philadelphia Eagles 2019-20, New York Jets 2021, Indianapolis Colts 2022-23. Joined Texans in 2024.

**Jake Olson**, assistant to the head coach; born Aug. 16, 1993; Morris, Ill. Attended Eastern Illinois. No college or pro playing experience. College coach: Yale 2016-18, Kent State 2019-22. Pro coach: Joined Texans in 2023.

**Cole Popovich**, assistant offensive line; born Feb. 15, 1985; Oakhurst, Calif. Offensive lineman Fresno State 2004-07. No pro playing experience. High school coach: Franklin (Mass.) 2021. College coach: Los Angeles Valley 2011, Fresno State 2012, Utah State 2013, Minot State 2014-15, Troy 2022. Pro coach: New England Patriots 2015-20. Joined Texans in 2023.

**Frank Ross**, special teams coordinator; born July 24, 1987; Youngstown, Ohio. Wide receiver John Carroll 2007-10. No pro playing experience. College coach: John Carroll 2013-14. Pro coach: Indianapolis Colts 2018-20. Joined Texans in 2021.

**Bobby Slowik**, offensive coordinator; born June 9, 1987; Green Bay, Wis. Wide receiver Michigan Tech 2006-08. No pro playing experience. Pro coach: Washington Redskins 2011-13. San Francisco 49ers 2017-22. Joined Texans in 2023.

**Mike Snyder**, offensive assistant; born July 30, 1986; Lebanon, Pa. Attended Lebanon Valley (Pa.). No college or pro playing experience. College coach: Wingate 2012-14, Coastal Carolina 2015-17. Pro coach: Chicago Bears 2018-21, Atlanta Falcons 2022-23. Joined Texans in 2024.

**Chris Strausser**, offensive line; born Dec. 4, 1963; Cleveland, Ohio. Attended Chico State. No college or pro playing experience. College coach: Menlo 1989, Oregon State 1990-91, Sonoma State 1992, Portland State 1993-94 and 2000, San Jose State 1995-96, Foothill 1997-99, Boise State 2001-05 and 2007-13, Washington 2014-16. Pro coach: Denver Broncos 2017-18, Indianapolis Colts 2019-22. Joined Texans in 2023.

**Cory Undlin**, defensive passing game coordinator, born June 29, 1971; Sauk Centre, Minn. Defensive back California Lutheran 1990-94. No pro playing experience. College coach: California Lutheran 1998-2002, Fresno State 2003. Pro coach: New England Patriots 2004, Cleveland Browns 2005-08, Jacksonville Jaguars 2009-11, Philadelphia Eagles 2015-19, Detroit Lions 2020, San Francisco 49ers 2021-22. Joined Texans in 2023.

**Dino Vasso**, defensive backs; born Nov. 8, 1987; Philadelphia, Pa. Defensive back New Hampshire 2006-10. No pro playing experience. College coach: Temple 2011, Missouri 2012. Pro coach: Kansas City Chiefs 2013-15, Philadelphia Eagles 2016-20. Joined Texans in 2021.

**Leander Wallace**, offensive quality control; born May 10, 1991; Tuscumbia, Ala. Attended North Alabama and Alabama. No college or pro playing experience. No college coaching experience. Pro coach: Joined Texans in 2023.

**Rod Wright**, defensive line; born July 31, 1984; Houston, Texas. Defensive lineman Texas 2002-05. Pro defensive lineman Miami Dolphins, Saskatchewan Roughriders (CFL), Dallas Vigilantes (AFL). College coach: Texas 2011-13, Sam Houston State 2014-17, East Carolina 2018, Texas-San Antonio 2019-21, Miami (Fla.) 2022. Pro coach: Joined Texans in 2023.

**Zach Yenser**, assistant offensive line; born Jan. 19, 1984; Fort Mitchell, Ky. Center East Tennessee State 2002, Troy 2003-06. No pro playing experience. College coach: Troy 2007, Henderson State 2008, Louisiana Tech 2010-12, California 2013-14, Kansas 2015-17, Southern Methodist 2018. Pro coach: San Francisco 49ers 2022-23. Joined Texans in 2024.

## RECORD HOLDERS

### INDIVIDUAL RECORDS—CAREER

Rushing (Yds.)	Arian Foster, 2009-15	6,472
Passing (Yds.)	Matt Schaub, 2007-13	23,221
Passing (TDs)	Matt Schaub, 2007-13	124
Receiving (No.)	Andre Johnson, 2003-14	1,012
Receiving (Yds.)	Andre Johnson, 2003-14	13,597
Interceptions	Johnathan Joseph, 2011-19	17
Punting (Avg.)	Shane Lechler, 2013-17	47.6
Punt Return (Avg.)	Jacoby Jones, 2007-11	10.2
Kickoff Return (Avg.)	Jerome Mathis, 2005-07	28.5
Field Goals	Kris Brown, 2002-09	172
Touchdowns (Tot.)	Arian Foster, 2009-15	68
Points	Kris Brown, 2002-09	767
*Sacks	J.J. Watt, 2011-20	101.0

### INDIVIDUAL RECORDS—SINGLE SEASON

Rushing (Yds.)	Arian Foster, 2010	1,616
Passing (Yds.)	Deshaun Watson, 2020	4,823
Passing (TDs)	Deshaun Watson, 2020	33
Receiving (No.)	Andre Johnson, 2008	115
	DeAndre Hopkins, 2018	115
Receiving (Yds.)	Andre Johnson, 2012	1,598
Interceptions	Marcus Coleman, 2003	7
Punting (Avg.)	Shane Lechler, 2017	49.0
Punt Return (Avg.)	Keshawn Martin, 2012	12.1
Kickoff Return (Avg.)	André Davis, 2007	30.3
Field Goals	Ka'imi Fairbairn, 2018	37
Touchdowns (Tot.)	Arian Foster, 2010	18
Points	Ka'imi Fairbairn, 2018	150
*Sacks	J.J. Watt, 2012, 2014	20.5

### INDIVIDUAL RECORDS—SINGLE GAME

Rushing (Yds.)	Arian Foster, 9-12-10	231
Passing (Yds.)	Matt Schaub, 11-18-12 (OT)	527
Passing (TDs)	Ryan Fitzpatrick, 11-30-14	6
Receiving (No.)	Andre Johnson, 11-18-12 (OT)	14
	Will Fuller V, 10-6-19	14
Receiving (Yds.)	Andre Johnson, 11-18-12 (OT)	273
Interceptions	Glover Quin, 11-28-10	3
Field Goals	Randy Bullock, 12-21-14	6
Touchdowns (Tot.)	Ryan Moats, 11-1-09	3
	Arian Foster, 9-12-10, 10-23-11, 10-26-14	3
	Andre Johnson, 11-3-13	3
	Ben Tate, 12-1-13	3
	DeAndre Hopkins, 10-8-17	3
	Will Fuller V, 10-6-19	3
	Randy Bullock, 12-21-14	19
	Connor Barwin, 11-27-11	4.0
Points		
*Sacks		

\*Sacks became an official statistic in 1982

## 2024 VETERAN ROSTER

No.	Name	Pos.	Ht.	Wt.	Birthdate	NFL Exp.	College	Hometown	How Acq.	'23 Games/ Starts
58	Agim, McTelvin	DT	6-3	300	9/25/97	3	Arkansas	Texarkana, Texas	FA-24	1/0
0	Al-Shaair, Azeez	LB	6-2	228	8/4/97	5	Florida Atlantic	Tampa, Fla.	FA-24	17/17*
51	Anderson Jr., Will	DE	6-4	243	9/2/01	2	Alabama	Hampton, Ga.	D1b-23	15/13
96	Autry, Denico	DE	6-5	285	7/15/90	10	Mississippi State	Albermarle, NC	FA-24	17/14*
95	Barnett, Derek	DE	6-3	259	6/25/96	8	Tennessee	Nashville, Tenn.	UFA-24	14/4
47	Beck, Andrew	FB	6-3	255	5/15/96	6	Texas	Tampa, Fla.	UFA-23 (DEN)	15/12
17	Boyd, Kris	CB	5-11	201	9/12/96	6	Texas	Gilmer, Texas	FA-23	6/0
16	Boyle, Tim	QB	6-4	233	10/3/94	5	Eastern Kentucky	Middlefield, Conn.	PS-23	3/2
64	Broeker, Nick	G	6-5	305	10/7/00	2	Mississippi	Springfield, Ill.	W-23 (BUF)	3/0
85	Brown, Noah	WR	6-2	225	1/6/96	7	Ohio State	Flanders, N.J.	UFA-23 (DAL)	10/7
30	Bryant, Myles	CB	5-9	192	1/2/98	4	Washington	Pasadena, Calif.	UFA-24	17/9*
12	Collins, Nico	WR	6-4	222	3/19/99	4	Michigan	Birmingham, Ala.	D3b-21	15/10
94	Davis, Khalil	DT	6-2	315	8/22/96	3	Nebraska	Blue Springs, Mo.	FA-23	15/1
3	Dell, Tank	WR	5-10	165	10/29/99	2	Houston	Daytona Beach, Fla.	D3-23	11/8
1	t-Diggs, Stefon	WR	6-0	191	11/29/93	9	Maryland	Gaithersburg, Md.	T-24 (BUF)	17/17*
97	Edwards, Mario	DE	6-3	280	1/25/94	9	Florida State	Denton, Texas	FA-24	15/1*
60	Eiselen, Dieter	G	6-4	300	6/10/96	3	Yale	Pretoria, South Africa	FA-23	10/0
15	Fairbairn, Ka'imi	K	6-0	183	1/29/94	8	UCLA	Kailua, Hawaii	UDFA-16	12/0
91	Fatukasi, Foluronso	DT	6-4	318	3/4/95	6	Connecticut	Far Rockaway, N.Y.	FA-24	16/16*
4	Ford, Mike	CB	6-0	195	8/4/95	6	Southeast Missouri St	Alton, Ill.	FA-24	16/1*
90	Gaye, Ali	DE	6-6	262	11/29/97	1	LSU	Edmonds, Wash.	UDFA-23	0/0
53	Green, Kendrick	C/G	6-3	310	12/22/98	3	Illinois	Peoria, Ill.	T-23 (PIT)	4/3
76	Green, Kenyon	G	6-4	325	3/15/01	2	Texas A&M	Humble, Texas	D1b-22	15/14
34	Hairston, Troy	FB	5-11	245	12/8/98	2	Central Michigan	Birmingham, Mich.	UDFA-22	16/5
35	Hansen, Jake	LB	6-1	230	6/19/98	3	Illinois	Tarpon Springs, Fla.	UDFA-22	14/0
48	Harris, Christian	LB	6-2	232	1/16/01	3	Alabama	Baton Rouge, La.	D3-22	16/12
67	Heck, Charlie	T	6-8	315	11/20/96	5	North Carolina	Kansas City, Mo.	D4a-20	6/4
21	Henderson, CJ	CB	6-1	205	9/30/98	4	Florida	Miami, Fla.	FA-24	12/7*
43	Hewitt, Neville	LB	6-2	234	4/6/93	10	Marshall	Conyers, Ga.	UFA-24	16/0
36	Hill, Brandon	S	5-11	195	9/6/00	1	Pittsburgh	Apopka, Fla.	D7-23	2/0
93	Hinish, Kurt	DT	6-1	296	4/27/99	3	Notre Dame	Pittsburgh, Pa.	UDFA-22	17/1
92	Horton, Dylan	DE	6-4	275	8/21/00	2	TCU	Frisco, Texas	D4-23	10/0
71	Howard, Tytus	T	6-5	322	5/23/96	6	Alabama State	Monroeville, Ala.	D1-19	7/7
19	Hutchinson, Xavier	WR	6-3	210	6/1/00	2	Iowa State	Jacksonville, Fla.	D6b-23	16/0
55	Hunter, Danielle	DE	6-5	263	10/29/94	9	LSU	Katy, Texas	FA-24	17/17*
88	Johnson III, Johnny	WR	6-1	199	5/14/99	1	Oregon	Chandler, Ariz.	UDFA-22	1/0
32	Johnson Jr., Lonnie	S	6-2	213	11/4/95	5	Kentucky	Gary, Ind.	FA-24	12/0*
9	Jordan, Brevin	TE	6-3	245	7/16/00	4	Miami (Fla.)	Las Vegas, Nev.	D5a-21	14/6
40	Keene, Dalton	TE	6-4	251	4/14/99	2	Virginia Tech	St.Louis, Mo.	FA-23	1/0
18	Keenum, Case	QB	6-1	215	2/17/88	12	Houston	Brownwood, Texas	UFA-23 (BUF)	2/2
25	King II, Desmond	CB	5-10	201	12/14/94	8	Iowa	Detroit, Mich.	UFA-21 (TEN)	10/3
69	Mason, Shaq	G	6-1	310	8/28/93	10	Georgia Tech	Columbia, Tenn.	T-23 (TB)	17/17
8	Metchie III, John	WR	6-0	195	7/18/00	2	Alabama	Brampton, Ontario, Canada	D2b-22	16/0
10	Mills, Davis	QB	6-4	225	10/21/98	4	Stanford	Duluth, Ga.	D3a-21	6/0
28	t-Mixon, Joe	RB	6-1	220	7/24/96	7	Oklahoma	Oakley, Calif.	FA-24	17/17*
23	Murray, Eric	S	5-11	199	1/7/94	9	Minnesota	Milwaukee, Wis.	UFA-20 (CLE)	6/4
11	Okudah, Jeff	CB	6-1	205	2/2/99	3	Ohio State	Grand Prairie, Texas	FA-24	13/9*
54	Patterson, Jarrett	C/G	6-4	310	9/1/99	2	Notre Dame	Laguna Hills, Calif.	D6a-23	7/7
13	Phillips, Del'Shawn	LB	6-2	230	10/9/96	4	Illinois	Highland Park, Mich.	FA-24	17/1*
31	Pierce, Dameon	RB	5-10	215	2/19/00	3	Florida	Bainbridge, Ga.	D4a-22	14/7
5	Pitre, Jalen	S	6-0	200	6/3/99	3	Baylor	Stafford, Texas	D2a-22	15/15
27	Pride, Troy	CB	5-11	193	11/9/99	3	Notre Dame	Greer, SC	PS-23	1/0
84	Quitoriano, Teagan	TE	6-6	259	3/15/00	3	Oregon State	Salem, Ore.	D5b-22	7/5
37	Ross, D'Angelo	CB	5-9	190	10/29/96	3	New Mexico	La Puente, Calif.	FA-22	13/0
86	Schultz, Dalton	TE	6-5	242	7/11/96	7	Stanford	South Jordan, Utah	UFA-23 (DAL)	15/8
70	Scruggs, Juice	C/G	6-3	310	1/19/00	2	Penn State	Ashtabula, Ohio	D2-23	7/5
98	Settle, Tim	DT	6-3	313	7/11/97	6	Virginia Tech	Manassas, Va.	FA-24	17/2*
75	Sharpe, David	T	6-6	343	10/21/95	2	Florida	Jacksonville, Fla.	FA-24	8/0*
82	Sims, Steven	WR	5-10	176	3/31/97	5	Kansas	Houston, Texas	FA-23	3/0
26	t-Skowronek, Ben	WR	6-3	224	6/27/97	3	Notre Dame	Fort Wayne, Ind.	T(LAR)-24	17/0*
29	Stewart, M.J.	S	5-11	205	9/16/95	7	North Carolina	Arlington, Va.	UFA-22 (CLE)	8/1
4	Stingley Jr., Derek	CB	6-1	195	6/20/01	3	LSU	Baton Rouge, La.	D1a-22	11/11
7	Stroud, C.J.	QB	6-3	218	10/3/01	2	Ohio State	Inland Empire, Calif.	D1a-23	15/15
38	Taylor, J.J.	RB	5-6	185	1/4/98	3	Arizona	Corona, Calif.	PS-23	0
72	Thomas, Jaylon	T	6-5	311	3/31/00	1	SMU	Lubbock, Texas	PS-23	1/0
39	To'oTo'o, Henry	LB	6-2	228	1/5/01	2	Alabama	Sacramento, Calif.	D5-23	15/6
6	Townsend, Tommy	P	6-1	191	11/12/96	4	Florida	Orlando, Fla.	FA-24	17/0*
78	Tunsil, Laremy	T	6-5	313	8/2/94	9	Mississippi	Lake City, Fla.	T-19 (MIA)	14/14
20	Ward, Jimmie	S	5-11	193	7/18/91	11	Northern Illinois	Mobile, Ala.	UFA-23 (SF)	10/10
89	Wayne, Jared	WR	6-3	210	10/7/00	1	Pittsburgh	Peterborough, Ontario, Canada	UDFA-23	0/0
4	Weeks, Jon	LS	5-10	242	2/17/86	15	Baylor	Bethpage, N.Y.	FA-10	17/0
2	Woods, Robert	WR	6-0	193	4/10/92	12	USC	Gardena, Calif.	FA-23	14/11
66	Zierer, Kilian	T	6-7	312	2/24/98	1	Auburn	Munich, Germany	UDFA-23	0/0

## HOUSTON TEXANS

\* Al-Shaair played 17 games with Tennessee; Autry played 17 games with Tennessee; Bryant played 17 games with New England; Diggs played 17 games with Buffalo; Edwards played 15 games with Seattle; Fatukasi played 16 games with Jacksonville; Ford played 16 games with Cleveland; Henderson played 12 games with Carolina; Hunter played 17 games with Minnesota; Johnson Jr. played 12 games with New Orleans; Mixon played 17 games with Cincinnati; Okudah played 13 games with Atlanta; Phillips played 17 games with Baltimore; Settle played 17 games with Buffalo; Sharpe played 8 games with Carolina; Skowronek played 17 games with the L.A. Rams; Townsend played 17 games with Kansas City.

t - Texans traded for Diggs (BUF), Mixon (CIN) and Skowronek (LAR).

Players lost through unrestricted free agency (12): LB Blake Cashman (MIN, 14); C/G Michael Deiter (WAS, 16); T George Fant (SEA, 16); DE Jonathan Greenard (MIN, 15); P Cameron Johnston (PIT, 13); T Josh Jones (BAL, 13); LB Denzel Perryman (LAC, 12); DT Sheldon Rankins (CIN, 15); TE Eric Saubert (SF, 10); RB Devin Singletary (NYG, 17); DT Tear Tart (MIA, 13); CB Tavierre Thomas (TB, nine).

Also played with Texans in '23—K Matt Ammendola (five games), S Adrian Amos (16 games), CB Alex Austin (three), RB Mike Boone (nine), T Austin Deculus (seven), DE Michael Dogbe (one), CB Shaquill Griffin (13), CB Ka'dar Hollman (17), S DeAndre Houston-Carson (13), DE Jerry Hughes (17), DE Kerry Hyder Jr. (two), S Kareem Jackson (10), WR Johnny Johnson III (one), TE Dalton Keene (one), LB Cory Littleton (nine), C Jimmy Morrissey (one), CB Steven Nelson (17), RB Dare Ogunbowale (12), C Scott Quessenberry (16), DT Hassan Ridgeway (three), DE Myjai Sanders (seven), LB Garret Wallow (three), P Ty Zentner (six).

### FIRST-YEAR ROSTER

Name	Pos.	Ht.	Wt.	Birthdate	College	Hometown	How Acq.
Barnes, Tarique	LB	6-1	230	11/23/00	Illinois	Memphis, Tenn.	FA
Brooks, British	RB	5-11	225	11/18/99	North Carolina	Gastonia, N.C.	FA
Bullock, Calen	S	6-3	190	4/30/03	USC	Pasadena, Calif.	D3
Byrd, Solomon	DE	6-3	250	12/1/99	USC	Palmdale, Calif.	D7a
Fisher, Blake	T	6-6	312	3/25/03	Notre Dame	Avon, Ind.	D2b
Gaye, Ali (1)	DE	6-6	262	11/29/97	LSU	Edmonds, Wash.	FA-23
Harris, Marcus	DT	6-3	295	9/27/00	Auburn	Montgomery, Ala.	D7b
Haynes, Marcus (1)	DE	6-4	240	4/7/98	Old Dominion	Bowie, Md.	FA
Henderson, LaDarius	G	6-4	309	12/11/01	Michigan	Waxahachie, Texas	D7c
Hill, Brandon (1)	S	5-11	195	9/6/00	Pittsburgh	Apopka, Fla.	D7-23
Hill, Jamal	LB	6-0	227	4/1/01	Oregon	Rex, Ga.	D6a
Janke, Jadon	WR	6-3	210	11/10/99	South Dakota State	Madison, S.D.	FA
Janke, Jaxon	WR	6-3	210	11/10/99	South Dakota State	Madison, S.D.	FA
Johnson III, Johnny (1)	WR	6-1	199	5/14/99	Oregon	Chandler, Ariz.	FA-22
Jordan, Jawhar	RB	5-10	185	8/18/99	Louisville	Chandler, Ariz.	D6b
Lassiter, Kamari	CB	6-0	180	1/23/03	Georgia	Savannah, Ga.	D2a
Payne, Pheldarius	DT	6-3	276	7/14/00	Virginia Tech	Suffolk, Va.	FA
Stover, Cade	TE	6-4	251	6/12/00	Ohio State	Mansfield, Ohio	D4
Thomas, Jaylon (1)	T	6-5	326	3/31/00	SMU	Lubbock, Texas	PS-23
Tooley, Max	LB	6-2	225	3/5/98	BYU	Bountiful, Utah	FA
Wayne, Jared (1)	WR	6-3	210	10/7/00	Pittsburgh	Peterborough, Ontario, Canada	FA-23
Zierer, Kilian (1)	T	6-7	312	2/24/98	Auburn	Munich, Germany	FA-23

The term **NFL Rookie** is defined as a player who is in his first season of professional football and has not been on the roster of another professional football team for any regular-season or postseason games. A **Rookie** is designated by an "R" on NFL rosters. Players who have been active in another professional football league or players who have NFL experience, including either preseason training camp or being on an Active List or Inactive List, or on Reserve/Injured or Reserve/Physically Unable to Perform for fewer than six regular-season games, are termed **NFL First-Year Players**. An **NFL First-Year Player** is designated by a "1" on NFL rosters. Thereafter, a player is credited with an additional year of experience for each season in which he accumulates six games on the Active List or Inactive List, or on Reserve/Injured or Reserve/Physically Unable to Perform.

Log on to [www.houstontexans.com](http://www.houstontexans.com) for an up-to-date roster.



# INDIANAPOLIS COLTS

## 2023 TEAM RECORD

### REGULAR SEASON (9-8)

Date	Opponent	Result
Sept. 10	JACKSONVILLE	L 21-31
Sept. 17	at Houston	W 31-20
Sept. 24	at Baltimore (OT)	W 22-19
Oct. 1	L.A. RAMS (OT)	L 23-29
Oct. 8	TENNESSEE	W 23-16
Oct. 15	at Jacksonville	L 20-37
Oct. 22	CLEVELAND	L 38-39
Oct. 29	NEW ORLEANS	L 27-38
Nov. 5	at Carolina	W 27-13
Nov. 12	at New England	W 10-6
Nov. 26	TAMPA BAY	W 27-20
Dec. 3	at Tennessee (OT)	W 31-28
Dec. 10	at Cincinnati	L 14-34
Dec. 16	PITTSBURGH	W 30-13
Dec. 24	at Atlanta	L 10-29
Dec. 31	LAS VEGAS	W 23-20
Jan. 6	HOUSTON	L 19-23

### SCORE BY PERIODS

Team	86	128	78	95	9	—	396
Opponents	98	118	83	107	9	—	415

## 2023 TEAM STATISTICS

	Team	Opp.
Total First Downs	324	346
Rushing	113	123
Passing	178	192
Penalty	33	31
3rd Down: Made/Att	82/232	89/240
3rd Down Pct.	35.3	37.1
4th Down: Made/Att	16/32	17/26
4th Down Pct.	50.0	65.4
Possession Avg.	28:53	31:07
Total Net Yards	5725	5947
Avg. Per Game	336.8	349.8
Total Plays	1094	1137
Avg. Per Play	5.2	5.2
Net Yards Rushing	2059	2105
Avg. Per Game	121.1	123.8
Total Rushes	479	518
Net Yards Passing	3666	3842
Avg. Per Game	215.6	226.0
Sacked/Yards Lost	41/216	51/315
Gross Yards	3882	4157
Att./Completions	574/355	568/370
Completion Pct.	61.8	65.1
Had Intercepted	10	15
Punts/Average	69/47.6	73/45.7
Net Punting Avg.	69/42.3	73/40.4
Penalties/Yards	95/685	100/843
Fumbles/Ball Lost	21/12	23/9
Touchdowns	42	44
Rushing	19	22
Passing	18	21
Returns	5	1

## 2023 INDIVIDUAL STATISTICS

PASSING	Att	Cmp	Yds	Cmp%	Yds/Att	TD	TD%	Int	Int%	LG	Sk/Lost	Rtg
Minshew II	490	305	3305	62.2	6.74	15	3.1	9	1.8	75t	34/187	84.6
Richardson	84	50	577	59.5	6.87	3	3.6	1	1.2	39t	7/29	87.3
Team	574	355	3882	61.8	6.76	18	3.1	10	1.7	75t	41/216	85.0
Opponents	568	370	4157	65.1	7.32	21	3.7	15	2.6	75t	51/315	88.2

### TD TD TD TD

SCORING	Tot	Ru	Rec	Rt	PAT	FG	Saf	Pts
Gay	0	0	0	0	35/36	33/41	0	134
Taylor	8	7	1	0			0	48
Moss	7	5	2	0			0	44
Pittman Jr.	4	0	4	0			0	28
Richardson	4	4	0	0			0	24
Alie-Cox	3	0	3	0			0	20
Minshew II	3	3	0	0			0	18
Downs	2	0	2	0			0	12
Moore II	2	0	2	0			0	12
Ogletree	2	0	2	0			0	12
Pierce	2	0	2	0			0	12
Buckner	1	0	0	1			0	6
Granson	1	0	1	0			0	6
Harrison Jr.	1	0	0	1			0	6
Montgomery	1	0	1	0			0	6
Stuard	1	0	0	1			0	6
A.Speed	0	0	0	0			1	2
Team	42	19	18	5	35/36	33/41	1	1396
Opponents	44	22	21	1	39/42	36/41	1	1415

2-Pt Conv: Team 4-5. Opponents 0-1.

### RUSHING

	No.	Yds	Avg	LG	TD
Moss	183	794	4.3	56t	5
Taylor	169	741	4.4	49t	7
Sermon	35	160	4.6	27	0
Richardson	25	136	5.4	23	4
Goodson	34	100	2.9	23	3
Minshew II	13	87	6.7	31	0
Jackson	13	14	1.1	7	0
McKenzie	3	14	4.7	7	0
Funk	2	10	5.0	7	0
Granson	1	2	2.0	2	0
Hull	1	1	1.0	1	0
Team	479	2059	4.3	56t	19
Opponents	518	2105	4.1	69t	22

### RECEIVING

	No.	Yds	Avg	LG	TD
Pittman Jr.	109	1152	10.6	75t	4
Downs	68	771	11.3	59t	2
Pierce	32	514	16.1	58t	2
Granson	30	368	12.3	46	1
Moss	27	192	7.1	26	2
Taylor	19	153	8.1	40	1
Mallory	18	207	11.5	43	0
Alie-Cox	13	161	12.4	35t	3
McKenzie	11	82	7.5	30	0
Ogletree	9	147	16.3	33t	2
Goodson	6	34	5.7	15	0
Jackson	5	14	2.8	8	0
Montgomery	3	56	18.7	34	1
Sermon	3	13	4.3	7	0
Funk	1	12	12.0	12	0
Hull	1	6	6.0	6	0
Team	355	3882	10.9	75t	18
Opponents	370	4157	11.2	75t	21

### INTERCEPTIONS

	No.	Yds	Avg	LG	TD
Blackmon	4	39	9.8	25	0
Moore II	3	115	38.3	66t	2
Harrison Jr.	2	45	22.5	36t	1
Thomas	2	5	2.5	5	0
Brown	1	34	34.0	34	0
Cross	1	18	18.0	18	0
Brents	1	0	0.0	0	0
Olubi	1	0	0.0	0	0
Team	15	256	17.1	66t	3
Opponents	10	101	10.1	27	0

### PUNTING

	No.	Yds	Avg	Net	TB	In20	LG	B
Sanchez	68	3281	48.3	42.3	0	21	69	1
Team	69	3281	47.6	42.3	0	21	69	1
Opponents	73	3335	45.7	40.4	6	29	79	1

### PUNT

RETURNS	Ret	FC	Yds	Avg	LG	TD
McKenzie	23	16	204	8.9	32	0
Downs	6	6	63	10.5	14	0
Team	29	22	267	9.2	32	0
Opponents	38	13	360	9.5	48	0

### KICKOFF

RETURNS	No.	Yds	Avg	LG	TD
McKenzie	6	152	25.3	42	0
Downs	2	24	12.0	17	0
Flowers	1	19	19.0	19	0
Pittman Jr.	0	5	---	5	0
Team	9	200	22.2	42	0
Opponents	15	391	26.1	53	0

### FIELD

GOALS	1-19	20-29	30-39	40-49	50+
Gay	0/0	9/9	9/10	7/9	8/13
Team	0/0	9/9	9/10	7/9	8/13
Opponents	0/0	9/9	8/9	10/12	9/11

### SACKS

	No.
Ebukam	9.5
Paye	8.5
Buckner	8.0
Odeyingbo	8.0
Lewis	4.0
Bryan	2.0
Martin	2.0
Adebawore	1.5
Franklin	1.5
Moore II	1.5
Harrison Jr.	1.0
Johnson	1.0
Land	1.0
E.Speed	1.0
Stewart	0.5
Team	51.0
Opponents	41.0



## 2024 COACHING STAFF

### Shane Steichen, Head Coach

**Pro Career:** Shane Steichen was hired as head coach of the Indianapolis Colts on Feb. 14, 2023. He has 14 years of coaching experience, including the last 13 seasons in the NFL. In his first year in Indianapolis, Steichen guided the team to a winning record, finishing the season 9-8. The Colts finished in the top 10 in the NFL in points per game (23.3 – tied-10th) and rushing yards per game (121.1 – 10th). Defensively, Indianapolis ranked fifth in the NFL in tackles for loss (94) and sacks (51), while finishing tied for fifth in forced fumbles (17). The team's 51 sacks were the most by the Colts in the Indianapolis era (since 1984). The Colts had four players selected to the Pro Bowl, including defensive tackle DeForest Buckner, center Ryan Kelly, quarterback Gardner Minshew II and guard Quenton Nelson. Prior to Indianapolis, Steichen served as the offensive coordinator of the Philadelphia Eagles for two seasons (2021-22) and helped the team reach Super Bowl LVII in 2022. During his two seasons as offensive coordinator, he guided an offense that ranked first in the NFL in rushing yards per game (153.6), rushing yards (5,224) and rushing touchdowns (57) over that time frame. Philadelphia also ranked tied for first in fewest interceptions (19) and third in fourth-down conversion percentage (58.92 percent). Additionally, the Eagles' offense set new single-season franchise records in third-down conversion percentage in back-to-back seasons. Steichen spent seven seasons (2014-20) with the Los Angeles/San Diego Chargers, where he served as offensive coordinator (2020), interim offensive coordinator (2019), quarterbacks coach (2016-19) and offensive quality control/wide receivers coach (2014-15). The Chargers' offense finished in the top 10 in passing yards per game in each of his seven years on the offensive staff, including the league's best in 2017. In 2013, Steichen assisted the quarterbacks as an offensive quality control coach with the Cleveland Browns. He began his NFL career as a defensive assistant with the Chargers (2011-12) after spending one season as a full-time offensive assistant at Louisville (2010). Steichen also served as an offensive graduate assistant (2008-09) and student graduate assistant (2007) at his alma mater, Nevada-Las Vegas.

**Background:** As a four-year letterman (2003-06) at quarterback for the Rebels, Steichen left as the school's 12th all-time leading passer with 2,755 yards and 22 touchdowns. He also registered 399 rushing yards and five touchdowns.

**Personal:** A native of Sacramento, Calif., Steichen was born on May 11, 1985. He and his wife, Nina, have a son, Hudson, and a daughter, Stella.

### ASSISTANT COACHES

**Mikey Blazewski**, assistant sports science/analytic; born Oct. 15, 1998; Palmer, Mass. Attended Springfield College. No college or pro playing experience. College coach: Massachusetts Amherst 2018, Vanderbilt 2019, Minnesota 2020, Tennessee 2021, Springfield College 2021. Pro coach: XFL 2020. Joined Colts in 2022.

**Gus Bradley**, defensive coordinator; born July 5, 1966; Zumbrota, Minn. Safety/punter North Dakota State 1984-88. No pro playing experience. College coach: North Dakota State 1990-91 and 1996-2005, Fort Lewis 1992-95. Pro coach: Tampa Bay Buccaneers 2006-08, Seattle Seahawks 2009-12, Jacksonville Jaguars 2013-16 (head coach), Los Angeles Chargers 2017-20, Las Vegas Raiders 2021. Joined Colts in 2022.

**Brian Bratton**, offensive quality control—wide receivers; born July 31, 1982; Wheeling, W.Va. Wide receiver Furman 2001-04. Pro wide receiver Baltimore Ravens 2005, Atlanta Falcons 2005, Nashville Kats (AFL) 2006, Cologne Centurions (NFL E) 2006, Montreal Alouettes (CFL) 2007-12. College coach: North Greenville 2013-14, Furman 2015-21. Pro coach: Joined Colts in 2022.

**Jim Bob Cooter**, offensive coordinator; born July 3, 1984; Fayetteville, Tenn. Quarterback Tennessee 2002-05. No pro playing experience. College coach: Tennessee 2007-08. Pro coach: Indianapolis Colts 2009-11, Kansas City Chiefs 2012, Denver Broncos 2013, Detroit Lions 2014-18, New York Jets 2019-20, Philadelphia Eagles 2021, Jacksonville Jaguars 2022. Rejoined Colts in 2023.

**Zane Fakes**, assistant strength and conditioning; born Oct. 19, 1990; Plainfield, Ind. Tight end Ball State 2009-13. No pro playing experience. College coach: Ball State 2015-17. Pro coach: Joined Colts in 2018.

**Justin Hamilton**, assistant defensive backs; born Sept. 17, 1982; Norton, Va. Defensive back, running back, wide receiver Virginia Tech 2002-05. Pro safety Cleveland Browns 2006, Washington Redskins 2008. College coach: Virginia-Wise 2011-13, Virginia Military Institute 2014-17, Virginia Tech 2018-22. Pro coach: Tennessee Titans 2023. Joined Colts in 2024.

**Joe Hastings**, senior assistant special teams; born May 5, 1987; Wichita, Kan. Wide receiver Washburn 2005-10. Pro wide receiver San Francisco 49ers 2011-13, Miami Dolphins 2013. College coach: Michigan 2015-17, Indiana State 2018-19, Mississippi 2020. Pro coach: Joined Colts in 2021.

**Richard Howell**, senior head strength and conditioning; born Feb. 19, 1972; Bladenboro, N.C. Quarterback Davidson 1990-93. No pro playing experience. College coach: Davidson 1994-98, North Carolina 1998-99. Pro coach: Barcelona Dragons (NFL E) 1999. Joined Colts in 2000.

**TJ Ingels**, assistant to the head coach; born Jan. 2, 1988; Sheboygan, Wis. Attended Wisconsin. No college or pro playing experience. College coach: North Carolina State 2013, Pittsburgh 2014, Wisconsin 2015-22. Pro coach: Joined Colts in 2023.

**Brent Jackson**, defensive quality control; born Feb. 13, 1995; Lafayette, La. Attended Louisiana-Lafayette. No college or pro playing experience. College coach: Louisiana-Lafayette 2015-18, Illinois 2019-20, Auburn 2021, Oregon 2022. Pro coach: Joined Colts in 2022.

**Cato June**, assistant linebackers; born Nov. 18, 1979; Washington, D.C. Safety Michigan 1998-2002. Pro linebacker Indianapolis Colts 2003-06, Tampa Bay Buccaneers 2007-08, Chicago Bears 2009. College coach: Howard 2016-19, Massachusetts 2020, Bowling Green 2021. Pro coach: Joined Colts in 2022.

**Sam Khym**, functional movement therapist/conditioning; born April 17, 1995; Ardsley, N.Y. Attended Michigan. No college or pro playing experience. Pro coach: Joined Colts in 2022.

**Tom Manning**, tight ends; born July 22, 1983; Youngstown, Ohio. Offensive tackle Mount Union 2001-05. No pro playing experience. College coach: Toledo 2009-10, Mount Union 2011, Toledo 2012-15, Iowa State 2016-17 and 2019-22. Pro coach: Indianapolis Colts 2018. Rejoined Colts in 2023.

**Brian Mason**, special teams coordinator; born Oct. 29, 1986; Zionsville, Ind. Running back Denison 2005-06. No pro playing experience. College coach: Bluffton 2009-11, Kent State 2012, Purdue 2013-14, Ohio State 2015-16, Cincinnati 2018-21, Notre Dame 2022. Pro coach: Joined Colts in 2023.

**Doug McKenney**, applied sports science/conditioning; born Aug. 16, 1958; Dover, N.H. Attended Mississippi State. No college or pro playing experience. Pro coach: Pittsburgh Penguins (NHL) 1985-89, Hartford Whalers (NHL) 1989-95, Buffalo Sabres (NHL) 1995-2015. Joined Colts in 2018.

**Ron Milus**, defensive backs; born Nov. 25, 1963; Tacoma, Wash. Cornerback Washington 1982-85. No pro playing experience. College coach: Washington 1991-98, Texas A&M 1999. Pro coach: Denver Broncos 2000-02 and 2011-12, Arizona Cardinals 2003, New York Giants 2004-05, St. Louis Rams 2006-08, Carolina Panthers 2009-10, San Diego/Los Angeles Chargers 2013-20, Las Vegas Raiders 2021. Joined Colts in 2022.

**Mike Minnis**, director of sports performance; born July 17, 1989; Bucklin, Kan. Attended Kansas State. No college or pro playing experience. College coach: Southern California 2015. Pro coach: Philadelphia Eagles 2016-23. Joined Colts in 2024.

# INDIANAPOLIS COLTS

**Charlie Partridge**, defensive line; born Dec. 7, 1973; Plantation, Fla. Defensive lineman Drake 1991-94. No pro playing experience. College coach: Drake 1996-97, Iowa State 1998-99, Eastern Illinois 2002, Pittsburgh 2003-07 and 2017-23, Wisconsin 2008-12, Arkansas 2013, Florida Atlantic 2014-16. Pro coach: Joined Colts in 2024.

**Matt Raich**, senior assistant defensive line; born Aug. 16, 1970; Monaca, Pa. Linebacker Westminster College 1989-92. No pro playing experience. College coach: Westminster College 1993-94, Robert Morris 1996-98 and 2000-02, Glenville State 1999, Duquesne 2013. Pro coach: Pittsburgh Steelers 2003-06, Arizona Cardinals 2007-12, Detroit Lions 2014-17, Cincinnati Bengals 2018, St. Louis BattleHawks (XFL) 2020. Joined Colts in 2020.

**DeAndre Smith**, running backs; born Nov. 5, 1968; St. Louis, Mo. Quarterback Southwest Missouri State 1987-90. Pro quarterback Calgary Stampeders (CFL) 1992. College coach: Indiana State 1999-2000, Northern Illinois 2001-04, Miami (Ohio) 2005-07, New Mexico 2008 and 2012, Nevada-Las Vegas 2009, Illinois 2010-11, Syracuse 2013-15, Purdue 2016, North Carolina 2017, Utah State 2018, Texas Tech 2019-21. Pro coach: New York Giants 2022. Joined Colts in 2023.

**Richard Smith**, linebackers/run game coordinator; born Oct. 17, 1955; Los Angeles, Calif. Offensive lineman Rio Hondo (Calif.) J.C. 1975-76 and Fresno State 1977-78. No pro playing experience. College coach: Rio Hondo (Calif.) J.C. 1979-80, Cal State Fullerton 1981-83, California 1984-86, Arizona 1987. Pro coach: Houston Oilers 1988-92, Denver Broncos 1993-96 and 2011-14, San Francisco 49ers 1997-2002, Detroit Lions 2003-04, Miami Dolphins 2005, Houston Texans 2006-08, Carolina Panthers 2009-10, Atlanta Falcons 2015-16, Los Angeles Chargers 2017-20, Las Vegas Raiders 2021. Joined Colts in 2022.

**Tony Sparano Jr.**, offensive line; born Oct. 22, 1986; Boston, Mass. Defensive end Albany 2006-09. No pro playing experience. No college coaching experience. Pro coach: Hartford Colonials (UFL) 2010, Miami Dolphins 2011, New York Jets 2012-13, Buffalo Bills 2015-16, Jacksonville Jaguars 2017-20, Carolina Panthers 2021, New York Giants 2022. Joined Colts in 2023.

**Brent Stockstill**, defensive assistant; born Aug. 5, 1994; Murfreesboro, Tenn. Quarterback Middle Tennessee State 2013-18. No pro playing experience. College coach: Florida Atlantic 2019, South Florida 2020, Middle Tennessee State 2021-23. Pro coach: Joined Colts in 2024.

**Alex Tanney**, passing game coordinator; born Nov. 11, 1987; Lexington, Ill. Quarterback Monmouth 2007-11. Pro quarterback Kansas City Chiefs 2012, Dallas Cowboys 2013, Cleveland Browns 2013, Tampa Bay Buccaneers 2014, Tennessee Titans 2014-17, Buffalo Bills 2015, Indianapolis Colts 2015, New York Giants 2018-20. Pro coach: Philadelphia Eagles 2021-23. Joined Colts in 2024.

**Cam Turner**, quarterbacks; born July 29, 1987; Libertyville, Ill. Quarterback/wide receiver The Citadel 2006-09. No pro playing experience. College coach: The Citadel 2010, Florida International 2013-14. Pro coach: Minnesota Vikings 2011-12, Carolina Panthers 2015-17, Arizona Cardinals 2018-22. Joined Colts in 2023.

**Chris Watt**, assistant offensive line; Aug. 17, 1990; Glen Ellyn, Ill. Guard Notre Dame 2009-13. Pro guard San Diego Chargers 2014-16, New Orleans Saints 2017. College coach: Notre Dame 2020 and 2022, Tulane 2021. Pro coach: Joined Colts in 2023.

**Reggie Wayne**, wide receivers; born Nov. 17, 1978; New Orleans, La. Wide receiver Miami (Fla.) 1997-2000. Pro wide receiver Indianapolis Colts 2001-14. No college coaching experience. Pro coach: Joined Colts in 2022.

## RECORD HOLDERS

### INDIVIDUAL RECORDS—CAREER

Rushing (Yds.)	Edgerrin James, 1999-2005	9,226
Passing (Yds.)	Peyton Manning, 1998-2011	54,828
Passing (TDs)	Peyton Manning, 1998-2011	399
Receiving (No.)	Marvin Harrison, 1996-2008	1,102
Receiving (Yds.)	Marvin Harrison, 1996-2008	14,580
Interceptions	Bobby Boyd, 1960-68	57
Punting (Avg.)	Pat McAfee, 2009-16	46.4
Punt Return (Avg.)	Nyheim Hines, 2018-22	11.8
Kickoff Return (Avg.)	Jim Duncan, 1969-71	32.6
Field Goals	Adam Vinatieri, 2006-19	336
Touchdowns (Tot.)	Marvin Harrison, 1996-2008	128
Points	Adam Vinatieri, 2006-19	4,515
*Sacks	Robert Mathis, 2003-16	123.0

### INDIVIDUAL RECORDS—SINGLE SEASON

Rushing (Yds.)	Jonathan Taylor, 2021	1,811
Passing (Yds.)	Andrew Luck, 2014	4,761
Passing (TDs)	Peyton Manning, 2004	49
Receiving (No.)	Marvin Harrison, 2002	143
Receiving (Yds.)	Marvin Harrison, 2002	1,722
Interceptions	Tom Keane, 1953	11
Punting (Avg.)	Pat McAfee, 2016	49.3
Punt Return (Avg.)	T.J. Rushing, 2007	13.1
Kickoff Return (Avg.)	Jim Duncan, 1970	35.4
Field Goals	Mike Vanderjagt, 2003	37
Touchdowns (Tot.)	Lenny Moore, 1964	20
	Jonathan Taylor, 2021	20
Points	Mike Vanderjagt, 2003	157
*Sacks	Robert Mathis, 2013	19.5

### INDIVIDUAL RECORDS—SINGLE GAME

Rushing (Yds.)	Jonathan Taylor, 1-3-21	253
Passing (Yds.)	Peyton Manning, 10-31-04	472
Passing (TDs)	Peyton Manning, 9-28-03, 11-25-04	6
Receiving (No.)	Reggie Wayne, 10-3-10	15
Receiving (Yds.)	Raymond Berry, 11-10-57	224
Interceptions	Many times	3
	Last time by Mike Prior, 12-20-92	
Field Goals	Many times	5
	Last time by Matt Gay, 9-24-23	
Touchdowns (Tot.)	Jonathan Taylor, 11-21-21	5
Points	Jonathan Taylor, 11-21-21	30
*Sacks	Johnnie Cooks, 11-25-84	4.5

\*Sacks became an official statistic in 1982

# INDIANAPOLIS COLTS

## 2024 VETERAN ROSTER

No.	Name	Pos.	Ht.	Wt.	Birthdate	NFL Exp.	College	Hometown	How Acq.	'23 Games/ Starts
95	Adebawore, Adetomiwa	DT	6-2	282	3/4/01	2	Northwestern	Kansas City, Mo.	D4-23	10/0
81	Alie-Cox, Mo	TE	6-5	267	9/19/93	7	Virginia Commonwealth	Middleburg, Va.	FA-17	17/7
67	Anderson, Jack	C	6-4	314	10/11/98	4	Texas Tech	Plano, Texas	FA-23	1/0
92	Avery, Genard	DE	6-0	250	4/26/95	7	Memphis	Grenada, Miss.	FA-23	0*
39	Baker Jr., Darrell	CB	6-1	190	3/27/98	2	Georgia Southern	Hephzibah, Ga.	FA-22	14/6
32	Blackmon, Julian	S	6-0	202	8/24/98	4	Utah	Layton, Utah	D3-20	15/15
29	Brents, Juju	CB	6-3	198	1/18/00	2	Kansas State	Indianapolis, Ind.	D2-23	9/8
96	Bryan, Taven	DT	6-4	291	3/11/96	7	Florida	Casper, Wyo.	UFA(CLE)-23	17/7
99	Buckner, DeForest	DT	6-7	295	3/17/94	9	Oregon	Waianae, Hawaii	T(SF)-20	17/16
12	Cleveland, Tyrie	WR	6-2	205	9/20/97	4	Florida	Houston, Texas	FA-23	0*
20	Cross, Nick	S	6-0	212	9/10/01	3	Maryland	Bowie, Md.	D3-22	17/2
98	Davis, Raekwon	DT	6-7	325	6/10/97	5	Alabama	Meridian, Miss.	UFA(MIA)-24	17/7*
43	Denbow, Trevor	S	5-10	208	8/26/98	3	SMU	Corsicana, Texas	FA-22	17/0
1	Downs, Josh	WR	5-9	171	8/12/01	2	North Carolina	Suwanee, Ga.	D3-23	17/9
16	Dulin, Ashton	WR	6-2	215	5/15/97	6	Malone	Reynoldsburg, Ohio	FA-19	0*
52	Ebukam, Samson	DE	6-3	245	5/9/95	8	Eastern Washington	Portland, Ore.	UFA(SF)-23	17/17
4	Ehlinger, Sam	QB	6-2	225	9/30/98	4	Texas	Austin, Texas	D6-21	1/0
15	Flacco, Joe	QB	6-6	230	1/16/85	17	Delaware	Audubon, N.J.	UFA(CLE)-24	5/5*
21	Flowers, Dallis	CB	6-1	196	6/4/97	3	Pittsburg State	Chicago, Ill.	FA-22	4/4
44	Franklin, Zaire	LB	6-0	235	7/2/96	7	Syracuse	Philadelphia, Pa.	D7-18	16/16
73	Freeland, Blake	T	6-7	302	5/3/01	2	BYU	Herriman, Utah	D4-23	16/9
62	French, Wesley	C	6-4	307	11/30/96	3	Western Michigan	Benton Harbor, Mich.	FA-22	17/3
75	Fries, Will	G	6-6	305	4/4/98	4	Penn State	Staten Island, N.Y.	D7-21	17/17
7	Gay, Matt	K	6-0	232	3/15/94	6	Utah	Orem, Utah	UFA(LAR)-23	17/0
31	Goodson, Tyler	RB	5-9	197	11/10/00	2	Iowa	Suwanee, Ga.	FA-23	6/1
83	Granson, Kylen	TE	6-3	242	3/27/98	4	SMU	Austin, Texas	D4-21	15/7
64	Hambright, Arlington	G	6-5	300	1/30/96	3	Colorado	Ypsilanti, Mich.	FA-22	2/0
48	Harrison Jr., Ronnie	S	6-3	214	4/18/97	7	Alabama	Tallahassee, Fla.	FA-23	7/3
26	Hull, Evan	RB	5-10	209	10/26/00	2	Northwestern	Maple Grove, Minn.	D5-23	1/0
93	Johnson II, Eric	DT	6-4	299	7/16/98	3	Missouri State	Plainfield, Ill.	D5-22	14/0
40	Jones, Jaylon	CB	6-2	203	4/3/02	2	Texas A&M	Cibolo, Texas	D7-23	17/10
78	Kelly, Ryan	C	6-4	307	5/30/93	9	Alabama	West Chester, Ohio	D1-16	14/14
66	Kidd, Lewis	G	6-6	311	9/15/97	2	Montana State	Fridley, Minn.	FA-23	0*
35	Lammons, Chris	CB	5-10	190	1/31/96	5	South Carolina	Lauderhill, Fla.	FA-23	4/1
55	Land, Isaiah	DE	6-4	225	2/5/00	2	Florida A&M	Buffalo, N.Y.	W(DAL)-23	7/0
91	Leo, Titus	DE	6-3	245	8/26/99	2	Wagner	Sheepshead Bay, N.Y.	D6-23	0*
94	Lewis, Tyquan	DE	6-3	267	1/30/95	7	Ohio State	Tarboro, N.C.	D2-18	17/0
86	Mallory, Will	TE	6-4	239	6/22/99	2	Miami (FL)	Jacksonville, Fla.	D5-23	12/2
59	McGrone, Cameron	LB	6-1	236	6/22/00	2	Michigan	Indianapolis, Ind.	FA-22	12/0
2	Montgomery, D.J.	WR	6-1	201	11/17/96	3	Austin Peay	Durant, Miss.	FA-23	7/0
23	Moore II, Kenny	CB	5-9	190	8/23/95	8	Valdosta State	Valdosta, Ga.	W(NE)-17	16/16
56	Nelson, Quenton	G	6-5	330	3/19/96	7	Notre Dame	Holmdel, N.J.	D1-18	17/17
54	Odeyingbo, Dayo	DE	6-6	286	9/24/99	4	Vanderbilt	Brooklyn, N.Y.	D2-21	17/1
85	Ogletree, Drew	TE	6-5	260	7/28/98	3	Youngstown State	Dayton, Ohio	D6-22	12/9
50	Olubi, Segun	LB	6-0	225	11/1/99	2	San Diego State	Philadelphia, Pa.	FA-22	15/2
51	Paye, Kwity	DE	6-3	265	11/19/98	4	Michigan	Providence, R.I.	D1-21	16/16
14	Pierce, Alec	WR	6-3	211	5/2/00	3	Cincinnati	Glen Ellyn, Ill.	D2-22	17/16
63	Pinter, Danny	C	6-4	301	6/19/96	5	Ball State	South Bend, Ind.	D5-20	0*
11	Pittman Jr., Michael	WR	6-4	223	10/5/97	5	USC	Woodland Hills, Calif.	D2-20	16/15
79	Raimann, Bernhard	T	6-6	303	9/23/97	3	Central Michigan	Vienna, Austria	D3-22	15/15
46	Rhodes, Luke	LS	6-2	238	12/2/92	8	William & Mary	Holidaysburg, Pa.	FA-16	17/0
5	Richardson, Anthony	QB	6-4	244	5/22/02	2	Florida	Gainesville, Fla.	D1-23	4/4
8	Sanchez, Rigoberto	P	6-0	195	9/8/94	8	Hawaii	Chico, Calif.	FA-17	17/0
31	Scott, Daniel	S	6-1	208	10/26/98	2	California	Pasadena, Calif.	D5-23	0*
27	Sermon, Trey	RB	6-0	215	1/30/99	4	Ohio State	Marietta, Ga.	FA-23	14/0
65	Sills, Josh	G	6-6	325	1/26/98	3	Oklahoma State	Sarahsville, Ohio	W(PHI)-23	17/0
72	Smith, Braden	T	6-6	312	3/25/96	7	Auburn	Olathe, Kan.	D2-18	10/10
37	Speed, Ameer	CB	6-3	215	10/11/99	2	Michigan State	Jacksonville, Fla.	W(NE)-23	13/0*
45	Speed, E.J.	LB	6-4	227	6/1/95	6	Tarleton State	Fort Worth, Texas	D5-19	16/11
90	Stewart, Grover	DT	6-4	314	10/20/93	8	Albany State	Camilla, Ga.	D4-17	11/11
41	Stuard, Grant	LB	5-11	230	10/15/98	4	Houston	Conroe, Texas	T(TB)-22	17/0
28	Taylor, Jonathan	RB	5-10	226	1/19/99	5	Wisconsin	Salem, N.J.	D2-20	10/7
25	Thomas II, Rodney	S	6-1	196	6/26/98	3	Yale	Pittsburgh, Pa.	D7-22	17/15
49	Tomlinson, Eric	TE	6-6	265	4/22/92	8	UTEP	Oklahoma City, Okla.	FA-23	0*
9	Winfree, Juwann	WR	6-1	210	9/4/96	4	Colorado	Englewood, N.J.	FA-23	8/1
76	Witt, Jake	T	6-7	302	2/7/00	2	Northern Michigan	Bruce Crossing, Mich.	D7-23	0*
80	Woods, Jelani	TE	6-7	253	10/9/98	3	Virginia	Ellenwood, Ga.	D3-22	0*

## INDIANAPOLIS COLTS

\* Avery missed '23 season because of injury; Cleveland spent portion of '23 season on Indianapolis practice squad; Davis played 17 games with Miami; Dulin missed '23 season because of injury; Flacco played five games with Cleveland; Kidd spent portion of '23 season on Indianapolis practice squad; Leo missed '23 season because of injury; Pinter missed '23 season because of injury; Scott missed '23 season because of injury; A. Speed played eight games with Indianapolis and five games with New England; Tomlinson spent portion of '23 season on Indianapolis and Baltimore practice squads; Witt missed '23 season because of injury; Woods missed '23 season because of injury.

Players lost through unrestricted free agency (four): DE Jake Martin (CHI, 17 games in '23); WR Isaiah McKenzie (NYG, 13); QB Gardner Minshew II (LV, 17); RB Zack Moss (CIN, 14).

Also played with Colts in '23—DT McTelvin Agim (one game); G Ike Boettger (two); CB Tony Brown (12); RB Jake Funk (four); RB Deon Jackson (two); LB Shaquille Leonard (nine); WR Amari Rodgers (three).

### FIRST-YEAR ROSTER

Name	Pos.	Ht.	Wt.	Birthdate	College	Hometown	How Acq.
Abraham, Micah	CB	5-10	185	12/11/00	Marshall	Tampa, Fla.	D6
Ajike, Austin (1)	LB	6-1	223	6/30/00	UNLV	Hayward, Calif.	FA-23
Anderson, Liam (1)	LB	6-3	226	4/30/00	Holy Cross	Flanders, N.J.	FA-23
Bean, Jason	QB/WR	6-1	196	12/3/99	Kansas	Mansfield, Texas	FA
Bortolini, Tanor	G	6-4	303	6/17/02	Wisconsin	Kewaunee, Wis.	D4
Brooks, Kendall (1)	S	6-0	206	3/3/00	Michigan State	Swansea, S.C.	FA
Carlies, Jaylon	LB	6-3	227	9/13/01	Missouri	Orlando, Fla.	D5
Dabo, Marcel (1)	S	6-0	208	1/10/00	International Player Pathway Program	Reutlingen, Germany	FA-22
Ferneau, Ethan (1)	WR	6-0	195	3/2/98	UCLA	Dripping Springs, Texas	FA-22
Goncalves, Matt	T	6-6	317	1/26/01	Pittsburgh	Manorville, N.Y.	D3
Gould, Anthony	WR	5-8	174	4/6/01	Oregon State	Leavenworth, Kan.	D5
Latu, Laiatu	DE	6-5	265	12/31/00	UCLA	Sacramento, Calif.	D1
Laulu, Jonah	DT	6-5	292	6/30/00	Oklahoma	Las Vegas, Nev.	D7
Mitchell, Adonai	WR	6-2	205	10/8/02	Texas	Missouri City, Texas	D2
Murray, Jordan (1)	TE	6-5	240	4/20/00	Hawaii	Lee's Summit, Mo.	FA-23
Pennix, Trent	RB	6-1	234	12/10/99	NC State	Raleigh, N.C.	FA
Scott, Zavier (1)	RB	6-1	219	7/17/99	Maine	Fort Hood, Texas	FA-23
Shrader, Spencer	K	6-2	201	5/19/99	Notre Dame	Lithia, Fla.	FA
Simpson, Jaylin	CB	5-11	179	3/17/00	Auburn	Brunswick, Ga.	D5
Slovits, Kedon	QB	6-3	223	4/11/01	BYU	Scottsdale, Ariz.	FA
Tucker, Dalton	G	6-6	307	3/18/00	Marshall	Paris, Ky.	FA
Tutsie, Michael (1)	S	5-11	189	2/21/98	North Dakota State	Indianapolis, Ind.	FA-23
White, Xavier	WR	5-10	190	12/5/99	Texas Tech	Lubbock, Texas	FA
Young, Craig	LB	6-3	226	3/13/01	Kansas	Fort Wayne, Ind.	FA

The term **NFL Rookie** is defined as a player who is in his first season of professional football and has not been on the roster of another professional football team for any regular-season or postseason games. A **Rookie** is designated by an "R" on NFL rosters. Players who have been active in another professional football league or players who have NFL experience, including either preseason training camp or being on an Active List or Inactive List, or on Reserve/Injured or Reserve/Physically Unable to Perform for fewer than six regular-season games, are termed **NFL First-Year Players**. An **NFL First-Year Player** is designated by a "1" on NFL rosters. Thereafter, a player is credited with an additional year of experience for each season in which he accumulates six games on the Active List or Inactive List, or on Reserve/Injured or Reserve/Physically Unable to Perform.

Log on to [www.colts.com](http://www.colts.com) for an up-to-date roster.



## American Football Conference South Division

**EverBank Stadium**  
1 EverBank Stadium Drive  
Jacksonville, FL 32202  
Telephone: (904) 633-6000

**Team Colors:** Teal, Black and Gold

## 2024 SCHEDULE

### PRESEASON

Aug. 10 **Kansas City** .....7:00 PM  
Aug. 17 **Tampa Bay** .....7:30 PM  
Aug. 23 at Atlanta .....7:00 PM

### REGULAR SEASON

Sep. 8 at Miami .....1:00 PM  
Sep. 15 **Cleveland** .....1:00 PM  
Sep. 23 at Buffalo (Mon) .....7:30 PM  
Sep. 29 at Houston .....1:00 PM  
Oct. 6 **Indianapolis** .....1:00 PM  
Oct. 13 vs. Chicago (London) .....9:30 AM  
Oct. 20 **New England** (London) ..9:30 AM  
Oct. 27 **Green Bay** .....1:00 PM  
Nov. 3 at Philadelphia .....8:20 PM  
Nov. 10 **Minnesota** .....1:00 PM  
Nov. 17 at Detroit .....1:00 PM  
BYE  
Dec. 1 **Houston** .....1:00 PM  
Dec. 8 at Tennessee .....1:00 PM  
Dec. 15 **N.Y. Jets** .....1:00 PM  
Dec. 22 at Las Vegas .....4:25 PM  
Dec. 29 **Tennessee** .....1:00 PM  
TBD at Indianapolis .....TBD

*\*All times ET; During the Flex Scheduling Windows, the games initially scheduled for Sunday Night Football, Monday Night Football, and Thursday Night Football are tentatively scheduled and subject to change.*

**Stadium:** EverBank Stadium  
1 EverBank Stadium Drive  
Jacksonville, FL 32202

**Opened:** 1995  
**Capacity:** 67,838  
**Playing Surface:** Grass

**Training Camp:**  
Miller Electric Center  
1 Performance Place  
Jacksonville, FL 32202

## CLUB OFFICIALS

**Owner:** Shad Khan  
**President:** Mark Lamping  
**General Manager:** Trent Baalke  
**Chief Football Strategy Officer:** Tony Khan  
**Chief Operating Officer:** Chad Johnson  
**EVP and Chief Legal Officer:**  
Megha Parekh  
**SVP of Corporate Partnerships:**  
Scott Massey  
**SVP and Chief Community Impact Officer:**  
Whitney Meyer  
**SVP of Real Estate and Development:**  
Drew Frick  
**SVP of Business Planning and Chief Financial Officer:** Mark Sirota  
**SVP and Chief Communications Officer:** John Dever  
**SVP of Jaguars Foundation:** Peter Racine  
**SVP of Human Resources:** Jessica Jones  
**Assistant General Manager:** Ethan Waugh  
**Director of College Scouting:** Michael Davis  
**Director of Player Finance:** Trip MacCracken  
**Director of Player Assessment:** Ryan Stamper  
**Director of Player Engagement and Youth Football:** Marcus Pollard  
**Director of Football Administration:** Tim Walsh  
**Director of Player Personnel:** Regis Eller  
**National Scouts:**  
Tom McConaughy, John Stevenson  
**Area Scouts:**  
Ricky Thomas Jr., Dave McCloughan  
**College Scouts:** Jason DesJarlais,  
Marty Miller, Brian Squeglia  
**NFS Scout:** Antonio Robinson  
**Pro Scouts:** Geep Chryst, Casey Belongia  
**Director of Football Analytics:** Ryan Paganetti  
**Vice President of Player Health & Performance:** Jeff Ferguson  
**Senior Director of Football Technology and Special Projects:** Mike Perkins  
**Director of Football Operations:**  
Hamzah Ahmad  
**Director of Team Security:** Skip Richardson  
**Director of Performance Nutrition:**  
Mindy Black  
**Head Equipment Manager:** George Pellicer  
**Vice President of Production:**  
Patrick Kavanagh  
**Vice President of Partnership Activations:**  
Anne Boccuzzi  
**Vice President of Decision Science:**  
Arri Landsman-Roos  
**Vice President of Sales and Marketing:**  
Chris Gargani  
**Vice President and Chief Information Officer:** Mike Webb  
**Vice President of UK Operations:**  
Maria Gigante  
**Vice President of Facility Operations:**  
Ryan Prep  
**Vice President of Social Responsibility:**  
T-Neisha Tate  
**Vice President of Corporate Partnerships:**  
Mike DeMartino  
**Vice President, Partnership Development:**  
Matt Rickoff  
**Vice President of Culture & Inclusion:**  
Victoria Croy  
**Senior Director of Football Communications:** Amanda Holt  
**Football Public Relations Director:**  
Dylan Morton  
**Public Relations Coordinator:** Emily Mears  
**Public Relations Associate:** Jacob LaMotta

## COACHING HISTORY

(206-277-0)

*Records include postseason games*

1995-2002	Tom Coughlin .....	72-64-0
2003-11	Jack Del Rio* .....	69-73-0
2011	Mel Tucker.....	2-3-0
2012	Mike Mularkey.....	2-14-0
2013-16	Gus Bradley**.....	14-48-0
2016-20	Doug Marrone.....	25-44-0
2021	Urban Meyer***.....	2-11-0
2021	Darrell Bevell.....	1-3-0
2022-	Doug Pederson.....	19-17-0

\*Released after 11 games in 2011

\*\*Released after 14 games in 2016

\*\*\*Released after 13 games in 2021

## PAID ATTENDANCE, 2023

Home 583,928                      Away 511,345  
Total 1,095,273  
Single-game home record,  
74,143 (12/28/98), TIAA Bank Field  
86,215 (10/30/22), Wembley Stadium  
Single-season home record,  
583,928 (2023)

## 2024 DRAFT CHOICES

Rd	Name	Pos	College
1	Brian Thomas	WR	LSU
2	Maason Smith	DT	LSU
3	Jarrian Jones	DB	Florida State
4	Javon Foster	T	Missouri
4	Jordan Jefferson	NT	LSU
5	Deantre Prince	DB	Mississippi
5	Keilan Robinson	RB	Texas
6	Cam Little	K	Arkansas
7	Myles Cole	DE	Texas Tech

# JACKSONVILLE JAGUARS

## 2023 TEAM RECORD

### REGULAR SEASON (9-8)

Date	Opponent	Result
Sept. 10	at Indianapolis	W 31-21
Sept. 17	KANSAS CITY	L 9-17
Sept. 24	HOUSTON	L 17-37
Oct. 1	ATLANTA	W 23-7
Oct. 8	at Buffalo	W 25-20
Oct. 15	INDIANAPOLIS	W 37-20
Oct. 19	at New Orleans	W 31-24
Oct. 29	at Pittsburgh	W 20-10
Nov. 12	SAN FRANCISCO	L 3-34
Nov. 19	TENNESSEE	W 34-14
Nov. 26	at Houston	W 24-21
Dec. 4	CINCINNATI (OT)	L 31-34
Dec. 10	at Cleveland	L 27-31
Dec. 17	BALTIMORE	L 7-23
Dec. 24	at Tampa Bay	L 12-30
Dec. 31	CAROLINA	W 26-0
Jan. 7	at Tennessee	L 20-28

### SCORE BY PERIODS

Team	61	106	104	106	0	—	377
Opponents	43	109	104	112	3	—	371

## 2023 TEAM STATISTICS

	Team	Opp.
Total First Downs	336	314
Rushing	98	99
Passing	199	198
Penalty	39	17
3rd Down: Made/Att	87/228	84/230
3rd Down Pct.	38.2	36.5
4th Down: Made/Att	13/29	21/41
4th Down Pct.	44.8	51.2
Possession Avg.	30:40	29:20
Total Net Yards	5772	5828
Avg. Per Game	339.5	342.8
Total Plays	1114	1078
Avg. Per Play	5.2	5.4
Net Yards Rushing	1646	1752
Avg. Per Game	96.8	103.1
Total Rushes	453	421
Net Yards Passing	4126	4076
Avg. Per Game	242.7	239.8
Sacked/Yards Lost	41/251	40/279
Gross Yards	4377	4355
Att./Completions	620/412	617/404
Completion Pct.	66.5	65.5
Had Intercepted	14	16
Punts/Average	61/47.4	71/47.0
Net Punting Avg.	61/43.8	71/41.9
Penalties/Yards	83/644	108/961
Fumbles/Ball Lost	28/16	18/11
Touchdowns	41	44
Rushing	17	15
Passing	22	27
Returns	2	2

## 2023 INDIVIDUAL STATISTICS

PASSING	Att	Cmp	Yds	Cmp%	Yds/Att	TD	TD%	Int	Int%	LG	Sk/Lost	Rtng
Lawrence	564	370	4016	65.6	7.12	21	3.7	14	2.5	65t	35/224	88.5
Beathard	53	40	349	75.5	6.58	1	1.9	0	0.0	48	6/27	98.7
Kirk	2	1	-1	50.0	-5.0	0	0.0	0	0.0	-1	0/0	56.3
Cooke	1	1	13	100.0	13.00	0	0.0	0	0.0	13	0/0	118.8
Team	620	412	4377	66.5	7.06	22	3.5	14	2.3	65t	41/251	89.3
Opponents	617	404	4355	65.5	7.06	27	4.4	16	2.6	76t	40/279	89.8

SCORING	TD TD TD TD			PAT	FG	Saf	Pts	
	Tot	Ru	Rec					
McManus	0	0	0	35/35	30/37	0	125	
Etienne	12	11	1	0	0	0	76	
Ridley	8	0	8	0	0	0	50	
Engram	4	0	4	0	0	0	24	
Lawrence	4	4	0	0	0	0	24	
Kirk	3	0	3	0	0	0	18	
Biggsby	2	2	0	0	0	0	12	
Z.Jones	2	0	2	0	0	0	12	
Washington	2	0	2	0	0	0	12	
Agnew	1	0	1	0	0	0	6	
Oluokun	1	0	0	1	0	0	6	
Strange	1	0	1	0	0	0	6	
Dari.Williams	1	0	0	1	0	0	6	
Team	41	17	22	2	35/35	30/37	0	377
Opponents	44	15	27	2	42/42	21/26	0	371

2-Pt Conv: Etienne 2, Ridley, Team 3-6.  
Opponents 1-2.

RUSHING	No.	Yds	Avg	LG	TD
Etienne	267	1008	3.8	62t	11
Lawrence	70	339	4.8	26	4
Biggsby	50	132	2.6	12	2
D.Johnson	41	108	2.6	19	0
Beathard	8	35	4.4	19	0
Ridley	9	23	2.6	18	0
Kirk	1	6	6.0	6	0
Agnew	4	-2	-5	1	0
Barkley	3	-3	-1.0	-1	0
Team	453	1646	3.6	62t	17
Opponents	421	1752	4.2	69	15

RECEIVING	No.	Yds	Avg	LG	TD
Engram	114	963	8.4	34	4
Ridley	76	1016	13.4	59t	8
Etienne	58	476	8.2	56t	1
Kirk	57	787	13.8	57	3
Z.Jones	34	321	9.4	36	2
Washington	16	132	8.3	19t	2
Agnew	14	225	16.1	65t	1
Farrell	13	155	11.9	42	0
T.Jones	11	83	7.5	15	0
D.Johnson	10	140	14.0	42	0
Strange	5	35	7.0	17	1
Cooks	3	38	12.7	23	0
Biggsby	1	6	6.0	6	0
Team	412	4377	10.6	65t	22
Opponents	404	4355	10.8	76t	27

INTERCEPTIONS	No.	Yds	Avg	LG	TD
Dari.Williams	4	72	18.0	61t	1
Cisco	4	68	17.0	29	0
A.Johnson	2	50	25.0	27	0
Jenkins	2	42	21.0	24	0
Oluokun	1	24	24.0	24t	1
Allen	1	8	8.0	8	0
Ty.Campbell	1	0	0.0	0	0
Wingard	1	0	0.0	0	0
Team	16	264	16.5	61t	2
Opponents	14	114	8.1	34	0

PUNTING	No.	Yds	Avg	Net/TB	In20	LG	B
Cooke	61	2893	47.4	43.8	4	29	65
Team	61	2893	47.4	43.8	4	29	65
Opponents	71	3335	47.0	41.9	3	25	73

PUNT RETURNS	Ret	FC	Yds	Avg	LG	TD
Agnew	14	9	144	10.3	48	0
Washington	12	5	126	10.5	26	0
Kirk	2	3	27	13.5	15	0
Te.Campbell	1	0	0	0.0	0	0
Team	29	17	297	10.2	48	0
Opponents	22	22	143	6.5	16	0

KICKOFF RETURNS	No.	Yds	Avg	LG	TD
Agnew	15	391	26.1	53	0
D.Johnson	7	126	18.0	22	0
Biggsby	4	99	24.8	31	0
Washington	2	51	25.5	33	0
Thomas	1	21	21.0	21	0
Team	29	688	23.7	53	0
Opponents	14	356	25.4	85t	1

FIELD GOALS	1-19	20-29	30-39	40-49	50+
McManus	0/0	4/4	10/10	11/13	5/10
Team	0/0	4/4	10/10	11/13	5/10
Opponents	0/0	7/7	7/7	3/3	4/9

SACKS	No.
Allen	17.5
Walker	10.0
Robertson-Harris	3.5
Oluokun	2.5
Chaisson	2.0
Gotsis	1.0
Jenkins	1.0
A.Johnson	1.0
Smoot	1.0
Cisco	0.5
Team	40.0
Opponents	41.0

## 2024 COACHING STAFF

### Doug Pederson, Head Coach

**Pro Career:** Two-time Super Bowl champion Doug Pederson was named the eighth head coach in Jaguars history on Feb. 3, 2022. In his first two seasons leading the Jaguars, Jacksonville produced a winning record in back-to-back seasons for the first time since 2004-05. In 2023, the team finished 9-8 and second in the AFC South. In Pederson's first year as head coach of the Jaguars, he led the team to its first AFC South title and first playoff appearance since 2017. Pederson joined the Jaguars after spending five seasons as the head coach (2016-20) of the Philadelphia Eagles, compiling a 46-39-1 record during the regular season and postseason. During his time in Philadelphia, the Eagles made the playoffs in three consecutive seasons (2017-19) and won two NFC East titles (2017 and 2019). In 2017, Pederson led the Eagles to their first-ever Super Bowl championship in Super Bowl LII with a 41-33 victory against the Patriots. Prior to arriving in Philadelphia, Pederson served as the offensive coordinator of the Kansas City Chiefs from 2013-15, helping the team post a 31-17 regular season record over three seasons. Pederson helped QB Alex Smith experience the most productive stretch of his career with three consecutive 3,000-yard seasons. Before joining Kansas City, Pederson coached the quarterbacks in Philadelphia from 2011-12. In his first year in that role, Pederson saw Michael Vick become the second quarterback in NFL history to top the 3,000-yard passing and 500-yard rushing plateaus in consecutive seasons. A 12-year NFL veteran, Pederson played quarterback for the Green Bay Packers, Miami Dolphins, Philadelphia Eagles and Cleveland Browns after originally being drafted by the Carolina Panthers in the 1995 expansion draft. He was coached by three of the most successful coaches in NFL history: Don Shula, Mike Holmgren and Andy Reid. Pederson played for Green Bay from 1996-98 and 2001-04 and was part of Packers teams that won Super Bowl XXXI, two NFC championships (1996 and 1997) and six division titles. Career record: 65-56-1.

**Background:** The Bellingham, Wash., native attended Northeast Louisiana (now Louisiana Monroe), where he was a three-year starter at quarterback. He finished his career with 6,445 yards and 33 touchdowns on 571-of-1,032 passing. Made his coaching debut as head coach at Calvary Baptist Academy in Shreveport, La., from 2005-08.

**Personal:** Born Jan. 31, 1968. He and his wife, Jeannie, have three sons: Drew and his wife AnnMarie (the couple have one son, Lincoln); Josh and his wife Ryan (the couple have two sons, Brodie and Baylor); and Joel, who is a senior at Clemson University.

### ASSISTANT COACHES

**Richard Angulo,** tight ends; born Aug. 13, 1980; Santa Ana, Calif. Tight end Western New Mexico. Pro tight end St. Louis Rams 2003, Minnesota Vikings 2005, Jacksonville Jaguars 2007-08. College coach: Trinity International 2012-13. Pro coach: Baltimore Ravens 2014-21. Joined Jaguars in 2022.

**Greg Austin,** assistant offensive line; born Nov. 19, 1984; Houston, Texas. Offensive lineman Nebraska 2003-06. No pro playing experience. College coach: Oregon 2010-12, Central Florida 2016-17, Nebraska 2018-21, Florida International 2022. Pro coach: Philadelphia Eagles 2013-15. Joined Jaguars in 2023.

**Andrew Breiner,** assistant quarterbacks; born July 9, 1984; Hummelstown, Pa. Wide receiver Lock Haven 2003-06. No pro playing experience. College coach: Lock Haven 2006, Allegheny 2007-08, Connecticut 2009-11, Fordham 2012-17, Mississippi State 2018-19, Florida International 2021. Pro coach: Philadelphia Eagles 2020. Joined Jaguars in 2022.

**Heath Farwell,** special teams coordinator; born Dec. 31, 1981; Corona, Calif. Linebacker San Jose State 2000, San Diego State 2002-04. Pro linebacker Minnesota Vikings 2005-10, Seattle Seahawks 2011-14. Pro coach: Seattle Seahawks 2016-17, Carolina Panthers 2018, Buffalo Bills 2019-21. Joined Jaguars in 2022.

**Jeremy Garrett,** defensive line; born May 18, 1985; Senatobia, Miss. Defensive lineman Mississippi 2004-07. No pro playing experience. College coach: Vanderbilt 2019, Liberty 2022, Auburn 2023. Pro coach: Cleveland Browns 2020-21. Joined Jaguars in 2024.

**Mike Gray,** assistant secondary/defensive analyst; born July 8, 1995; Jacksonville, Fla. Linebacker/safety Mercer 2013-16. No pro playing experience. College coach: Western Kentucky 2017, North Carolina State 2018-19, Gardner-Webb 2020-22. Pro coach: Atlanta Falcons 2023. Joined Jaguars in 2024.

**Chad Hall,** wide receivers; born May 23, 1986; Atlanta, Ga. Wide receiver Air Force 2004-08. Pro wide receiver Philadelphia Eagles 2010-12, San Francisco 49ers 2012-13, Kansas City Chiefs 2013, Jacksonville Jaguars 2014. Pro coach: Buffalo Bills 2017-22. Joined Jaguars in 2023.

**Matt House,** inside linebackers; born May 17, 1978; Harrison, Mich. Attended Michigan State. No college or pro playing experience. College coach: Michigan State 2001-02, North Carolina 2003-04, Gardner-Webb 2005, Buffalo 2006-07, Pittsburgh 2012-14, Florida International 2015, Kentucky 2016-18, LSU 2022-23. Pro coach: Carolina Panthers 2008, St. Louis Rams 2009-11, Kansas City Chiefs 2019-21. Joined Jaguars in 2024.

**Mario Jebraeel,** assistant outside linebackers; born Oct. 20, 1986; Detroit, Mich. Offensive lineman Nevada-Las Vegas 2004-08. No pro playing experience. College coach: Delta State 2004-05, Jackson State 2006-07, Central Arkansas 2008-09, Arkansas Pine Bluff 2010, Memphis 2011, South Alabama 2012-13, North Carolina Central 2014-17, Rice 2017-19, Tennessee 2021-23. Joined Jaguars in 2024.

**Jerry Mack,** running backs; born Oct. 24, 1980; Memphis, Tenn. Wide receiver Jackson State 1999, Arkansas State 2001-03. No pro playing experience. College coach: Delta State 2004-05, Jackson State 2006-07, Central Arkansas 2008-09, Arkansas Pine Bluff 2010, Memphis 2011, South Alabama 2012-13, North Carolina Central 2014-17, Rice 2017-19, Tennessee 2021-23. Pro coach: Joined Jaguars in 2024.

**Mike McCoy,** quarterbacks; born April 1, 1972; San Francisco, Calif. Quarterback Long Beach State 1990-91, Utah 1993-94. Pro quarterback Denver Broncos 1995, Green Bay Packers 1995, San Francisco 49ers 1997, Philadelphia Eagles 1998. No college coaching experience. Pro coach: Carolina Panthers 2000-08, Denver Broncos 2009-12, San Diego Chargers 2013-16 (head coach), Denver Broncos 2017, Arizona Cardinals 2018. Joined Jaguars in 2022.

**Jamel Mutunga,** offensive quality control; born May 2, 1989; Bel Air, Md. Running back Gettysburg 2006-09. No pro playing experience. College coach: Muhlenberg 2012-13, Lehigh 2014-16, Princeton 2017-19, Rutgers 2020-21. Pro coach: Indianapolis Colts 2022, Carolina Panthers 2023. Joined Jaguars in 2024.

**Ryan Nielsen,** defensive coordinator; born March 20, 1979; Los Angeles, Calif. Defensive tackle Southern California 1998-2001. No pro playing experience. College coach: Southern California 2002, Idaho 2004, Mississippi 2005-07, Central Connecticut State 2008-09, Tennessee-Martin 2010, Northern Illinois 2011-12, North Carolina State 2013-16. Pro coach: New Orleans Saints 2017-22, Atlanta Falcons 2023. Joined Jaguars in 2024.

**Phil Rauscher,** offensive line/run game coordinator; born June 2, 1985; Carlsbad, Calif. Offensive lineman UCLA 2003-05. No pro playing experience. College coach: UCLA 2006-09, Dixie State 2010, Utah 2011, Hawaii 2012-13, California Lutheran 2014. Pro coach: Denver Broncos 2015-17, Washington Redskins 2018-19, Minnesota Vikings 2020-21. Joined Jaguars in 2022.

# JACKSONVILLE JAGUARS

**Patrick Reilly**, assistant inside linebackers; born Dec. 22, 1991; Levittown, N.Y. Attended SUNY Cortland. No college or pro playing experience. College coach: SUNY Cortland 2010-13, Syracuse 2013, SUNY Brockport 2014, Syracuse 2014-15, UCLA 2016-17, Alabama 2018-20. Pro coach: Joined Jaguars in 2021.

**Kris Richard**, defensive backs coach; born Oct. 28 1979; Carson, Calif. Cornerback Southern California 1998-2001. Pro cornerback Seattle Seahawks 2002-04, San Francisco 49ers 2005. College coach: Southern California 2008-09. Pro coach: Seattle Seahawks 2010-17, Dallas Cowboys 2018-19, New Orleans Saints 2021-23. Joined Jaguars in 2024.

**Cory Robinson**, defensive assistant/cornerbacks coach; born Nov. 12, 1987; Baltimore, Md. Cornerback Central Connecticut State 2006-09. No pro playing experience. College coach: Toledo 2016, Temple 2017, Rutgers 2018, Maryland 2019, Tennessee 2023. Pro coach: New Orleans Saints 2020-22. Joined Jaguars in 2024.

**Rory Segrest**, assistant defensive line; born Feb. 22, 1977; Waycross, Ga. Defensive lineman Alabama 1991-94. No pro playing experience. College coach: Auburn 1997-99, Southeast Missouri State 1999-2001, Samford 2002-05 and 2011-13, Arkansas 2014-16, Louisiana 2018-21. Pro coach: Philadelphia Eagles 2006-10. Joined Jaguars in 2022.

**Bill Shuey**, outside linebackers; born Oct. 5, 1974; Orangeburg, S.C. Attended West Virginia. No college or pro playing experience. College coach: West Chester 2012-13, Widener 2014-17. Pro coach: Philadelphia Eagles 2001-10, Chicago Bears 2018-21. Joined Jaguars in 2022.

**Press Taylor**, offensive coordinator; born Jan. 13, 1988; Norman, Okla. Quarterback Butler (Kan.) C.C. 2007-08, Marshall 2009-10. No pro playing experience. College coach: Tulsa 2011-12. Pro coach: Philadelphia Eagles 2013-20, Indianapolis Colts 2021. Joined Jaguars in 2022.

**Tyler Tettleton**, assistant wide receivers; born Nov. 21, 1990; Norman, Okla. Quarterback Ohio 2009-13. No pro playing experience. College coach: Oklahoma 2015-17, LSU 2020, Ohio 2021. Pro coach: Cleveland Browns 2019. Joined Jaguars in 2022.

**Luke Thompson**, assistant special teams; born Oct. 13, 1976; Worcester, Mass. Attended Assumption College. No college or pro playing experience. College coach: Bowdoin 1998, Holy Cross 1999-2000, Amherst College 2002-03, Harvard 2004-05, Georgetown 2006-11 and 2014-16, Army 2012-13, Lafayette College 2017-18. Pro coach: Philadelphia Eagles 2019-20. Joined Jaguars in 2022.

**Nick Williams**, offensive quality control; born July 27, 1993; Rocklin, Calif. Wide receiver Humboldt State 2011-13. No pro playing experience. College coach: Humboldt State 2016-17. Pro coach: Philadelphia Eagles 2018-20. Joined Jaguars in 2022.

## RECORD HOLDERS

### INDIVIDUAL RECORDS—CAREER

Rushing (Yds.)	Fred Taylor, 1998-2008	11,271
Passing (Yds.)	Mark Brunell, 1995-2003	25,698
Passing (TDs)	Mark Brunell, 1995-2003	144
Receiving (No.)	Jimmy Smith, 1995-2005	862
Receiving (Yds.)	Jimmy Smith, 1995-2005	12,287
Interceptions	Rashean Mathis, 2003-12	30
Punting (Avg.)	Logan Cooke, 2018-23	47.3
Punt Return (Avg.)	Bobby Shaw, 2002	12.4
Kickoff Return (Avg.)	Maurice Jones-Drew, 2006-13	26.0
Field Goals	Josh Scobee, 2004-14	235
Touchdowns (Tot.)	Maurice Jones-Drew, 2006-13	81
Points	Josh Scobee, 2004-14	1,022
*Sacks	Tony Brackens, 1996-2003	55.0

### INDIVIDUAL RECORDS—SINGLE SEASON

Rushing (Yds.)	Maurice Jones-Drew, 2011	1,606
Passing (Yds.)	Blake Bortles, 2015	4,428
Passing (TDs)	Blake Bortles, 2015	35
Receiving (No.)	Jimmy Smith, 1999	116
Receiving (Yds.)	Jimmy Smith, 1999	1,636
Interceptions	Rashean Mathis, 2006	8
Punting (Avg.)	Logan Cooke, 2022	49.3
Punt Return (Avg.)	Rashad Greene Sr., 2015	16.7
Kickoff Return (Avg.)	Maurice Jones-Drew, 2006	27.7
Field Goals	Josh Lambo, 2019	33
Touchdowns (Tot.)	Fred Taylor, 1998	17
Points	Mike Hollis, 1997	134
*Sacks	Josh Allen, 2023	17.5

### INDIVIDUAL RECORDS—SINGLE GAME

Rushing (Yds.)	Fred Taylor, 11-19-00	234
Passing (Yds.)	Mark Brunell, 9-22-96	432
Passing (TDs)	Blake Bortles, 12-6-15	5
Receiving (No.)	Keenan McCardell, 10-20-96	16
Receiving (Yds.)	Jimmy Smith, 9-10-00	291
Interceptions	Many times	2
Last time by	Rayshawn Jenkins, 12-18-22	
Field Goals	Mike Hollis, 12-1-96, 11-30-97, 9-10-00	5
	Josh Scobee, 11-25-07, 10-10-10	5
Touchdowns (Tot.)	James Stewart, 10-12-97	5
Points	James Stewart, 10-12-97	30
*Sacks	Calais Campbell, 9-10-17	4.0

\*Sacks became an official statistic in 1982



# JACKSONVILLE JAGUARS

## 2024 VETERAN ROSTER

No.	Name	Pos.	Ht.	Wt.	Birthdate	NFL Exp.	College	Hometown	How Acq.	'23 Games/ Starts
56	Abdullah, Yasir	OLB	6-1	240	4/12/00	2	Louisville	Miramar, Fla.	D5-23	5/0
41	Allen, Josh	OLB	6-5	255	7/13/97	6	Kentucky	Montclair, N.J.	D1-19	17/17
91	Armstead, Arik	DL	6-7	290	11/15/93	10	Oregon	Elk Grove, Calif.	UFA(SF)-24	12/12*
3	Beathard, C.J.	QB	6-2	215	11/16/93	8	Iowa	Franklin, Tenn.	UFA(SF)-21	7/1
4	Bigsby, Tank	RB	5-11	215	8/30/02	2	Auburn	LaGrange, Ga.	D3-23	17/0
21	Braswell, Christian	CB	5-11	185	9/27/99	2	Rutgers	Washington, D.C.	D6-23	3/0
67	Brewer, Chandler	OL	6-6	320	6/12/97	6	Middle Tennessee State	Florence, Ala.	FA-23	1/0
30	Brown, Montaric	CB	6-0	190	8/24/99	3	Arkansas	Ashdown, Ark.	D7-22	12/6
29	Campbell, Tevaughn	CB	6-0	200	6/14/93	6	Regina	Toronto, Canada	PS(LV)-22	2/0
32	Campbell, Tyson	CB	6-1	195	3/17/00	4	Georgia	Miramar, Fla.	D2-21	11/11
5	Cisco, Andre	S	6-0	210	3/23/00	4	Syracuse	Queens, N.Y.	D3-21	15/15
76	Cleveland, Ezra	OL	6-6	312	5/8/98	5	Boise State	Spanaway, Wash.	T(Min)-23	15/11*
9	Cooke, Logan	P	6-5	230	7/28/95	7	Mississippi State	Darburn, Miss.	D7b-18	17/0
14	Cooks, Elijah	WR	6-4	215	10/13/98	2	San Jose State	Atascadero, Calif.	FA-23	9/0
25	Darby, Ronald	CB	5-11	193	1/2/94	10	Florida State	Oxon Hill, Md.	UFA(Bal)-24	16/7*
0	Davis, Gabe	WR	6-2	225	3/1/99	5	Central Florida	Sanford, Fla.	UFA(Buf)-24	17/17*
81	Deguara, Josiah	TE	6-2	238	2/14/97	5	Cincinnati	Folsom, Calif.	UFA(NYG)-24	15/4*
47	Dixon, De'Shaan	DL	6-4	247	12/16/98	3	Norfolk State	Chesapeake, Va.	FA-23	0/0
12	Duvernay, Devin	WR	5-11	202	9/12/97	5	Texas	Sachse, Texas	UFA(Bal)-24	13/1*
45	Edmunds, Terrell	S	6-1	217	1/20/97	7	Virginia Tech	Danville, VA	FA-24	16/4*
17	Ingram, Evan	TE	6-3	240	9/2/94	8	Mississippi	Powder Springs, Ga.	UFA(NYG)-22	17/15
1	Etienne Jr. Travis	RB	5-10	215	1/26/99	4	Clemson	Jennings, La.	D1-21	17/17
89	Farrell, Luke	TE	6-5	250	10/14/97	4	Ohio State	Perry, Ohio	D5-21	17/8
37	Flowers, Tre	CB	6-3	200	6/2/95	7	Oklahoma State	Converse, Texas	FA-24	17/3*
79	Fortner, Luke	OL	6-4	307	5/15/98	3	Kentucky	Sylvania, Ohio	D3-22	17/17
50	Gipson, Trevis	OLB	6-4	263	6/13/97	5	Tulsa	Cedar Hill, Texas	FA-24	8/0*
96	Gotsis, Adam	DL	6-4	290	9/23/92	9	Georgia Tech	Melbourne, Australia	FA-21	17/7
52	Hamilton, DaVon	DT	6-4	335	2/1/97	5	Ohio State	Pickerington, Ohio	D3-20	8/2
73	Hance, Blake	OL	6-5	310	11/1/96	6	Northwestern	Jacksonville, Ill.	FA-23	17/1
77	Harrison, Anton	OL	6-4	315	2/2/02	2	Oklahoma	Washington, D.C.	D1-23	17/17
75	Hodges, Cooper	OL	6-4	305	7/13/00	2	Appalachian State	Glen St. Mary's, Fla.	D7-23	0/0*
26	Johnson, Antonio	S	6-2	198	10/29/01	2	Texas A&M	East St. Louis, Ill.	D5-23	13/3
57	Johnson, Caleb	LB	6-2	220	7/28/98	4	Houston Baptist	Point Loma, Calif.	W(Chi)-22	17/0
2	Johnson, D'Ernest	RB	5-10	208	2/27/96	6	South Florida	Immokalee, Fla.	UFA(Cle)-23	17/0
10	t-Jones, Mac	QB	6-3	220	9/5/98	4	Alabama	Jacksonville, Fla.	T(NE)-24	11/11*
15	Jones, Tim	WR	6-1	200	5/15/98	4	Southern Mississippi	Biloxi, Miss.	FA-21	17/2
34	Junior, Gregory	CB	6-0	190	6/21/99	3	Ouachita Baptist	Crossett, Ark.	D6-22	9/0
13	Kirk, Christian	WR	5-11	200	11/16/96	7	Texas A&M	Scottsdale, Ariz.	UFA(Ari)-22	12/12
93	Lacy, Tyler	DL	6-4	279	11/10/99	2	Oklahoma State	Sachse, Texas	D4-23	15/0
16	Lawrence, Trevor	QB	6-6	220	10/6/99	4	Clemson	Cartersville, Ga.	D1-21	16/16
99	Ledbetter, Jeremiah	DL	6-3	299	5/29/94	8	Arkansas	Gainesville, Ga.	FA-21	17/2
72	Little, Walker	OL	6-7	325	4/1/99	4	Stanford	Houston, Texas	D2-21	14/11
33	Lloyd, Devin	LB	6-3	235	9/30/98	3	Utah	Chula Vista, Calif.	D1-22	15/15
46	Maticsk, Ross	LS	6-0	240	9/13/96	5	Baylor	McKinney, Texas	FA-20	17/0
51	Miller, Ventrell	LB	6-0	232	1/15/99	2	Florida	Lakeland, Fla.	D4-23	0/0*
65	Morse, Mitch	OL	6-6	305	4/21/92	10	Missouri	Austin, Texas	FA-24	17/17*
48	Muma, Chad	LB	6-3	239	8/18/99	3	Wyoming	Lone Tree, Colo.	D3-22	17/2
23	Oluokun, Foyesade	LB	6-2	230	8/2/95	7	Yale	St. Louis, Mo.	UFA(Atl)-22	17/17
27	Oruwariye, Amani	CB	6-2	200	2/9/96	6	Penn State	Tampa, Fla.	FA-23	0/0*
90	Otomewo, Esezi	DL	6-5	282	3/9/99	3	Minnesota	Indianapolis, Ind.	FA-23	0/0*
38	Patterson, Riley	K	6-0	190	9/7/99	4	Memphis	Edwardsville, Ill.	FA-24	15/0*
87	Pederson, Josh	TE	6-5	235	9/22/97	2	Louisiana-Monroe	Overland Park, Kan.	FA-23	3/0
95	Robertson-Harris, Roy	DL	6-5	290	7/23/93	9	Texas-El Paso	Oakland, Calif.	UFA(Chi)-21	17/17
74	Robinson, Cam	OL	6-6	335	10/9/95	8	Alabama	West Monroe, La.	D2-17	9/9
6	Savage, Darnell	S	5-11	198	7/30/97	6	Maryland	Bear, Del.	UFA(GB)-24	10/10*
68	Scherff, Brandon	OL	6-5	315	12/26/91	10	Iowa	Denison, Iowa	UFA(Was)-22	17/17
69	Shatley, Tyler	OL	6-3	305	5/5/91	11	Clemson	Icard, N.C.	FA-24	17/6
85	Strange, Brenton	TE	6-4	253	12/27/00	2	Penn State	Parkersburg, W. Va.	D2-23	14/4
55	Summers, Ty	LB	6-1	241	12/31/95	6	TCU	San Antonio, Texas	FA-24	15/0*
78	Sutherland, Keaton	OL	6-5	316	2/12/97	6	Texas A&M	Flower Mound, Texas	FA-23	0/0*
20	Thomas, Daniel	S	5-10	215	7/1/98	5	Auburn	Montgomery, Ala.	D5a-20	15/0
70	Van Lanen, Cole	OL	6-5	312	4/23/98	4	Wisconsin	Green Bay, Wis.	T(GB)-22	9/0
44	Walker, Travon	OLB	6-5	272	12/18/00	3	Georgia	Thomaston, Ga.	D1-22	17/17
11	Washington, Parker	WR	5-10	204	3/21/02	2	Penn State	Sugarland, Texas	D6-23	9/1
60	Williams, Darryl	OL	6-3	304	6/10/97	5	Mississippi State	Bessemer, Ala.	FA-23	0/0
18	Williams, Seth	WR	6-3	211	4/10/00	4	Auburn	Cottondale, Ala.	FA-23	0/0
42	Wingard, Andrew	S	6-0	200	12/5/96	6	Wyoming	Arvada, Colo.	FA-19	17/2

# JACKSONVILLE JAGUARS

\* Armstead played 12 games with San Francisco; Darby played 16 games with Baltimore; Cleveland played six games with Minnesota; Davis played 17 games with Buffalo; Deguara played 15 games with Green Bay; Duvernay played 13 games with Baltimore; Edmunds played seven games with Philadelphia and nine with Tennessee; Flowers played 17 games with Atlanta; Morse played 17 games with Buffalo; Savage played 10 games with Green Bay; Slye played 17 games with Washington; Gipson played eight games with Tennessee; M. Jones played 11 games with New England; Patterson played 13 games with Detroit and two games with Cleveland; Miller missed '23 season because of injury; Hodges missed '23 season because of injury; Oruwariye spent portion of '23 season on Giants' practice squad; Otomewo spent portion of '23 season on Minnesota's practice squad; Sutherland spent portion of '23 season on Houston's active roster; Summers played 15 games with New Orleans.

t - Jaguars traded for Cleveland (MIN) and M. Jones (NE).

Players lost through unrestricted free agency (six): OLB K'Lavon Chaisson (Car, 17 games); DL Folorunso Fatukasi (Hou, 16), S Rayshawn Jenkins (Sea, 17), K Brandon McManus (Was, 17); Calvin Ridley (Ten, 17), CB Darius Williams (LAR, 17).

Also played with Jaguars in '23—WR Jamal Agnew (11 games), QB Matt Barkley (one), OL Ben Bartch (eight), DT Angelo Blackson (11), DT Ross Blacklock (one), WR Jacob Harris (two), RB JaMycal Hasty (three), CB Tre Herndon (16), WR Zay Jones (nine), LB Shaquille Quarterman (17), OLB Dawuane Smoot (12).

## FIRST-YEAR ROSTER

Name	Pos.	Ht.	Wt.	Birthdate	College	Hometown	How Acq.
Bowman, Shawn	TE	6-4	249	5/16/00	Rutgers	Bear, Del.	FA
Carter, Andre	DL	6-3	285	6/2/00	Indiana	Detroit, Mich.	FA
Cephus, Joshua	WR	6-2	193	3/5/01	Texas at San Antonio	Spring, Texas	FA
Cole, Myles	DE	6-6	278	4/29/00	Texas Tech	Shreveport, La.	D7
Coleman, D.J. (1)	OLB	6-5	263	9/22/98	Missouri	Atlanta, Ga.	FA-23
Easton, Brevin	WR	5-10	187	1/11/01	Albany	Severn, Md.	FA
Foster, Javon	OL	6-5	313	3/31/00	Missouri	Detroit, Mich.	D4
Hallett II, Erick (1)	CB	5-11	190	4/24/00	Pittsburgh	Cypress, Texas	D6-23
Jackson, Jalen	RB	5-9	216	6/26/00	Villanova	Richmond, Va.	D4
Jefferson, Jordan	DL	6-2	316	9/24/01	Louisiana State	Navarre, Fla.	D3
Jones, Jarrian	CB	5-11	190	5/8/01	Florida State	Magee, Miss.	FA
Jones, Steven	OL	6-5	342	9/6/00	Oregon	Temecula, Calif.	FA
Kiser, Trey	ILB	5-11	223	11/22/00	South Alabama	Sulphur, Okla.	FA
Lingard, Lorenzo	RB	6-0	202	5/29/99	Akron	Orange City, Fla.	D6
Little, Cam	K	6-1	172	8/17/03	Arkansas	Moore, Okla.	FA
Murtagh, Patrick	TE	6-6	250	2/11/00	International Player Pathway Program	Gold Coast, QLD, Australia	FA
Parker Jr., Andrew	LB	5-11	226	7/26/00	Appalachian State	New Orleans, La.	D5
Prince, De'Antre	CB	6-0	183	10/12/00	Mississippi	Charleston, Miss.	FA
Proctor, Josh	S	6-1	199	3/27/99	Ohio State	Owasso, Okla.	D5
Robinson, Keilan	RB	5-8	191	2/16/00	Texas	Washington, D.C.	FA
Ruby, Wayne	WR	5-11	187	6/18/00	Mount Union	Pembroke Pines, Fla.	FA
Scates, Joseph	WR	6-2	205	2/19/00	Memphis	Dayton, Ohio	D2
Smith, Maason	DL	6-5	306	10/13/02	Louisiana State	Houma, La.	D1
Thomas Jr., Brian	WR	6-2	209	10/8/02	Louisiana State	Walker, La.	FA
White Jr., David	WR	6-2	201	7/18/00	Western Carolina	Jacksonville, Fla.	FA

The term **NFL Rookie** is defined as a player who is in his first season of professional football and has not been on the roster of another professional football team for any regular-season or postseason games. A **Rookie** is designated by an "R" on NFL rosters. Players who have been active in another professional football league or players who have NFL experience, including either preseason training camp or being on an Active List or Inactive List, or on Reserve/Injured or Reserve/Physically Unable to Perform for fewer than six regular-season games, are termed **NFL First-Year Players**. An **NFL First-Year Player** is designated by a "1" on NFL rosters. Thereafter, a player is credited with an additional year of experience for each season in which he accumulates six games on the Active List or Inactive List, or on Reserve/Injured or Reserve/Physically Unable to Perform.

Log on to [www.jaguars.com](http://www.jaguars.com) for an up-to-date roster.



# KANSAS CITY CHIEFS

## 2023 TEAM RECORD

### REGULAR SEASON (11-6)

Date	Opponent	Result
Sept. 7	DETROIT	L 20-21
Sept. 17	at Jacksonville	W 17-9
Sept. 24	CHICAGO	W 41-10
Oct. 1	at N.Y. Jets	W 23-20
Oct. 8	at Minnesota	W 27-20
Oct. 12	DENVER	W 19-8
Oct. 22	L.A. CHARGERS	W 31-17
Oct. 29	at Denver	L 9-24
Nov. 5	MIAMI	W 21-14
Nov. 20	PHILADELPHIA	L 17-21
Nov. 26	at Las Vegas	W 31-17
Dec. 3	at Green Bay	L 19-27
Dec. 10	BUFFALO	L 17-20
Dec. 17	at New England	W 27-17
Dec. 25	LAS VEGAS	L 14-20
Dec. 31	CINCINNATI	W 25-17
Jan. 7	at L.A. Chargers	W 13-12

### POSTSEASON (4-0)

Jan. 13	MIAMI	W 26-7
Jan. 21	at Buffalo	W 27-24
Jan. 28	at Baltimore	W 17-10
Feb. 11	San Fran. (SB LVIII) (OT)	W 25-22

### SCORE BY PERIODS

Team	78	165	70	58	0	—	371
Opponents	54	114	55	71	0	—	294

## 2023 TEAM STATISTICS

	Team	Opp.
Total First Downs	350	300
Rushing	107	107
Passing	216	169
Penalty	27	24
3rd Down: Made/Att	96/220	83/224
3rd Down Pct.	43.6	37.1
4th Down: Made/Att	10/20	13/28
4th Down Pct.	50.0	46.4
Possession Avg.	30:28	29:32
Total Net Yards	5972	4926
Avg. Per Game	351.3	289.8
Total Plays	1080	1045
Avg. Per Play	5.5	4.7
Net Yards Rushing	1784	1925
Avg. Per Game	104.9	113.2
Total Rushes	417	432
Net Yards Passing	4188	3001
Avg. Per Game	246.4	176.5
Sacked/Yards Lost	28/195	57/351
Gross Yards	4383	3352
Att./Completions	635/421	556/340
Completion Pct.	66.3	61.2
Had Intercepted	17	8
Punts/Average	59/47.1	79/45.7
Net Punting Avg.	59/41.8	79/40.6
Penalties/Yards	96/845	73/604
Fumbles/Ball Lost	20/11	23/9
Touchdowns	39	32
Rushing	9	10
Passing	28	19
Returns	2	3

## 2023 INDIVIDUAL STATISTICS

PASSING	Att	Cmp	Yds	Cmp%	Yds/Att	TD	TD%	Int	Int%	LG	Sk/Lost	Rtng
Mahomes	597	401	4183	67.2	7.01	27	4.5	14	2.3	67	27/186	92.6
Gabbert	35	18	185	51.4	5.29	0	0.0	3	8.6	37	1/9	31.3
McKinnon	1	1	4	100.0	4.00	1	100.0	0	0.0	4t	0/0	122.9
Toney	1	0	0	0.0	0.00	0	0.0	0	0.0	—	0/0	39.6
Townsend	1	1	11	100.0	11.00	0	0.0	0	0.0	11	0/0	112.5
Team	635	421	4383	66.3	6.90	28	4.4	17	2.7	67	28/195	89.6
Opponents	556	340	3352	61.2	6.03	19	3.4	8	1.4	60	57/351	83.6

SCORING	Tot	Ru	Rec	Rt	PAT	FG	Saf	Pts
Butker	0	0	0	0	38/38	33/35	0	137
Pacheco	9	7	2	0			0	54
Rice	7	0	7	0			0	42
Kelce	5	0	5	0			0	30
McKinnon	5	1	4	0			0	30
Ju.Watson	3	0	3	0			0	18
Edwards-Helaire	2	1	1	0			0	12
Gray	2	0	2	0			0	12
Bell	1	0	1	0			0	6
Cook	1	0	0	1			0	6
Edwards	1	0	0	1			0	6
S.Moore	1	0	1	0			0	6
Toney	1	0	1	0			0	6
Valdes-Scantling	1	0	1	0			0	6
Team	39	9	28	2	38/38	33/35	0	371
Opponents	32	10	19	3	28/28	22/26	1	294

INTERCEPTIONS	No.	Yds	Avg	LG	TD
Sneed	2	4	2.0	4	0
Gay	1	24	24.0	24	0
Edwards	1	16	16.0	16	0
Reid	1	11	11.0	11	0
Cook	1	9	9.0	9	0
Conner	1	4	4.0	4	0
Bolton	1	1	1.0	1	0
Team	8	69	8.6	24	0
Opponents	17	200	11.8	50t	2

PUNTING	No.	Yds	Avg	Net TB	In20	LG	B
Townsend	59	2776	47.1	41.8	5	20	68
Team	59	2776	47.1	41.8	5	20	68
Opponents	79	3609	45.7	40.6	1	34	65

PUNT RETURNS	Ret	FC	Yds	Avg	LG	TD
James	20	8	200	10.0	27	0
Washington	8	4	61	7.6	23	0
Hardman	7	5	61	8.7	50	0
Toney	6	0	58	9.7	21	0
Team	41	17	380	9.3	50	0
Opponents	20	20	207	10.4	31	0

KICKOFF RETURNS	No.	Yds	Avg	LG	TD
James	9	187	20.8	31	0
Hardman	1	14	14.0	14	0
McKinnon	1	20	20.0	20	0
Washington	1	20	20.0	20	0
Team	12	241	20.1	31	0
Opponents	11	311	28.3	46	0

FIELD GOALS	1-19	20-29	30-39	40-49	50+
Butker	0/0	8/8	13/15	7/7	5/5
Team	0/0	8/8	13/15	7/7	5/5
Opponents	0/0	7/7	7/9	7/8	1/2

SACKS	No.
Ch.Jones	10.5
Karlaftis	10.5
Omenihu	7.0
Danna	6.5
Tranquill	4.5
Chenal	3.0
McDuffie	3.0
Reid	3.0
Ja.Watson	2.0
Wharton	2.0
Herring	1.5
Edwards	1.0
Gay	1.0
Nnadi	1.0
Anudike-Uzomah	0.5
Team	57.0
Opponents	28.0

## 2024 COACHING STAFF

### Andy Reid, Head Coach

**Pro Career:** Andy Reid was named the 13th head coach in Kansas City Chiefs history on Jan. 7, 2013. He is entering his 33rd season in the National Football League and his 26th season as an NFL head coach in 2024. In 2023, the Chiefs earned their eighth consecutive AFC West title and sixth consecutive AFC Championship Game appearance, and became one of just eight teams to win back-to-back Super Bowl titles in league history (LVII and LVIII). The Chiefs took down the 49ers, 25-22, in overtime to make history. With Reid's third Super Bowl win with the Chiefs, he is the only active head coach who has led teams to multiple Super Bowl wins. Reid now owns 26 postseason victories, second only to Bill Belichick's 31 postseason wins. In 2022, his 10th season with the Chiefs, Reid and company tallied 14 wins, tying the record set in 2020 under Reid's direction, and going undefeated against the AFC West for the first time since 2019. The Chiefs also hosted their fifth consecutive AFC Championship Game, an NFL record, and defeated the Cincinnati Bengals en route to their Super Bowl LVII victory over the Eagles. In 2019, Reid led the Chiefs to their first Super Bowl appearance and victory in 50 years, bringing the Lombardi Trophy back to Kansas City for the first time since 1969. Additionally, the Chiefs' 35-24 victory over the Tennessee Titans in the AFC Championship Game brought the Lamar Hunt Trophy to Kansas City for the first time ever. In 2015 Reid also led the Chiefs to their first playoff win since 1993, with a win at Houston in the Wild Card round of the playoffs. In his first season in Kansas City in 2013, he helped orchestrate the franchise's best single-season turnaround as the Chiefs won 11 games and made the playoffs after going 2-14 the previous season. Prior to joining the Chiefs, he served as the head coach of the Philadelphia Eagles for 14 years (1999-2012), earning NFL Coach of the Year honors three times. Reid compiled the best win total (140) and playoff victory total (10) in Eagles history. He captured six division titles and five trips to the NFC Championship Game. Reid was an assistant coach with Green Bay (1992-98) under Mike Holmgren. With Green Bay, he helped the Packers earn a Super Bowl XXXI victory over New England. Career record: 284-160-1.

**Background:** A tackle and guard at Brigham Young (1979-81), Reid played on three Cougars Holiday Bowl teams. Served as a college coach at Brigham Young (1982), San Francisco State (1983-85), Northern Arizona (1986), Texas-El Paso (1987-88) and Missouri (1989-91). Reid graduated with a bachelor's degree in physical education. He also received a master's degree in professional leadership in physical education and athletics.

**Personal:** Born March 19, 1958, in Los Angeles, Calif. Reid and his wife, Tammy, have five children: Britt, Crosby, Drew Ann, Spencer and the late Garrett. He has 13 grandchildren: Maverick, Somers, Saylor, Blake, Reid, Brigitte, Canyon, Ryker, Rylen, Garrett, Ford, Levi and Deacon Andrew.

### ASSISTANT COACHES

**Louie Addazio,** defensive quality control; born May 14, 1993; Gainesville, Fla. Tight end Syracuse 2011-12, tight end Boston College 13-15, No pro playing experience. College coach: Ohio State 2016-18, Bowling Green State 2019, Colorado State 2020-21, Texas A&M 2022-23. Pro coach: Joined Chiefs in 2024.

**Joe Bleymaier,** pass game coordinator; born Aug. 8, 1982; Boise, Idaho. Wide receiver Delaware 2002-05. No pro playing experience. College coach: Colorado 2013-15. Pro coach: Joined Chiefs in 2016.

**Terry Braden,** assistant defensive line; born Dec. 10, 1990; Riviera Beach, Fla. Quarterback Howard 2009-11, Tuskegee 2011-13. No pro playing experience. College coach: Florida Atlantic 2014, Bethune-Cookman 2016. Pro coach: Joined Chiefs in 2017.

**Greg Carbin,** assistant strength & conditioning; born Aug. 31, 1983; Jefferson City, Mo. Defensive back Missouri Western 2003-06. No pro playing experience. College coach: Missouri Western State 2012-18. Pro coach: Joined Chiefs in 2019.

**Nick Cassetta,** assistant strength & conditioning; born March 1, 1991; Lodi, N.J. College coach: Buffalo 2016, UCLA 2016-17, Ohio 2018, New Mexico State 2019-21, Rice 2022. Pro coach: Joined Chiefs in 2023.

**Joe Cullen,** defensive line; born Dec. 15, 1967; Quincy, Mass. Defensive lineman Massachusetts 1986-89. No pro playing experience. College coach: Massachusetts 1990-91, Richmond 1992-98 and 2000, LSU 1999, Memphis 2001, Indiana 2002-04, Illinois 2005, Idaho State 2009. Pro coach: Detroit Lions 2006-08, Jacksonville Jaguars 2010-12 and 2021, Cleveland Browns 2013, Tampa Bay Buccaneers 2014-15, Baltimore Ravens 2016-20. Joined Chiefs in 2022.

**Donald D'Alesio,** safeties; born June 6, 1991; Youngstown, Ohio. Defensive Back Youngstown State 2010-14. No pro playing experience. College coach: Youngstown State 2015-19, LSU 2020. Pro coach: Joined Chiefs in 2021.

**Brendan Daly,** linebackers; born Sept. 10, 1975; Chicago, Ill. Tight end Drake 1993-96. No pro playing experience. College coach: Drake 1998, Villanova 1999 and 2005, Maryland 2000, Oklahoma State 2001-03, Illinois State 2004. Pro coach: Minnesota Vikings 2006-08 and 2012-13, St. Louis Rams 2009-11, New England Patriots 2014-18. Joined Chiefs in 2019.

**Porter Ellett,** assistant running backs; born July 17, 1989; Loa, Utah. Attended Brigham Young. No college or pro playing experience. Pro coach: Joined Chiefs in 2017.

**Connor Embree,** wide receivers, born Sept. 7, 1991; Superior, Colo. Running back Nevada-Las Vegas 2010 and Kansas 2011-13. College coach: Kansas 2015-16. Pro coach: Joined Chiefs in 2019.

**Mike Frazier,** statistical analysis coordinator; born April 23, 1981; Evanston, Ill. Attended Wooster. No college or pro playing experience. No college coaching experience. Pro coach: Philadelphia Eagles 2003-12. Joined Chiefs in 2013.

**David Girardi,** quarterbacks; Sept. 26, 1988; New Kensington, Pa. Quarterback Geneva College 2007-10. No pro playing experience. College coach: Seton Hill 2011-12, Geneva College 2013, Northwestern 2014-16, Lafayette College 2017. Pro coach: Joined Chiefs in 2018.

**Andy Heck,** offensive line; born Jan. 1, 1967; Fargo, N.D. Tight end/tackle Notre Dame 1985-88. Pro tackle Seattle Seahawks 1989-93, Chicago Bears 1994-98, Washington Commanders 1999-2000. College coach: Virginia 2001-03. Pro coach: Jacksonville Jaguars 2004-12. Joined Chiefs in 2013.

**Andy Hill,** assistant special teams; born Jan. 26, 1962; Trenton, Mo. Wide receiver Missouri 1980-84. No pro playing experience. College coach: Hutchinson C.C. 1992-95, Missouri 1996-2019. Pro coach: Joined Chiefs in 2020.

**Corey Matthaei,** assistant offensive line; born Feb. 1, 1985; Fircrest, Wash. Offensive lineman Willamette 2003-06. No pro playing experience. College coach: Willamette 2007. Pro coach: Philadelphia Eagles 2008-12. Joined Chiefs in 2013.

**Tom Melvin,** tight ends; born Oct. 1, 1961; Redwood City, Calif. Offensive lineman San Francisco State 1982-83. No pro playing experience. College coach: San Francisco State 1984-85, Northern Arizona 1986-87, UC Santa Barbara 1988-90, Occidental 1991-98. Pro coach: Philadelphia Eagles 1999-2012. Joined Chiefs in 2013.

**Dave Merritt,** defensive backs; born Sept. 8, 1971; Raleigh, N.C. Linebacker North Carolina State 1989-92. Pro linebacker Miami Dolphins 1993, Arizona Cardinals 1993-96, Rhein Fire (NFL) 1997. College coach: Chattanooga 1997, Virginia Military Institute 1998-2000. Pro coach: New York Jets 2001-03, New York Giants 2004-17, Arizona Cardinals 2018. Joined Chiefs in 2019.

**Matt Nagy,** offensive coordinator; born April 24, 1978; Plainfield, N.J. Quarterback Delaware 1996-2000. Pro quarterback New York Dragons (AFL) 2002, Carolina Cobras (AFL) 2004, Georgia Force (AFL) 2005-06, Columbus Destroyers (AFL) 2007-08. No college coaching experience. Pro coach: Philadelphia Eagles 2010-12, Kansas City Chiefs 2013-17, Chicago Bears (head coach) 2018-21. Rejoined Chiefs in 2022.

# KANSAS CITY CHIEFS

**Todd Pinkston**, running backs; born April 23, 1977; Forest, Miss. Wide receiver Southern Mississippi 1995-99. Pro wide receiver Philadelphia Eagles 2000-06. College coach: Austin Peay 2017-19. Pro coach: Joined Chiefs in 2023.

**Spencer Reid**, assistant strength & conditioning; born June 16, 1992; Green Bay, Wis. Running back Temple 2012. No pro playing experience. College coach: Boston College 2019, Colorado State 2020-21, Brigham Young 2022. Pro coach: Kansas City Chiefs 2017-19. Rejoined Chiefs in 2023.

**Ryan Reynolds**, head strength & conditioning/sport science; born Jan. 15, 1981; Fulton, Ill. Attended Iowa. No college or pro playing experience. College coach: Louisville 2008, Arizona State 2008-12, UCLA 2012-16. Pro coach: Joined Chiefs in 2016.

**Kevin Saxton**, offensive assistant; born March 3, 1995; Indian Trail, N.C. Quarterback Appalachian State 2013, Emory & Henry 2014-17. No pro playing

experience. College coach: Emory & Henry 2018-20, Benedict 2022. Pro coach: Joined Chiefs in 2023.

**Steve Spagnuolo**, defensive coordinator; born Dec. 21, 1959; Whitinsville, Mass. Wide receiver Springfield College 1978-81. No pro playing experience. College coach: Massachusetts 1982, Lafayette (Pa.) 1984-86, Connecticut 1987-91, Maine 1993-94, Rutgers 1994-95, Bowling Green 1996-97. Pro coach: Barcelona Dragons (WFLA) 1992, Frankfurt Galaxy (NFL) 1998, Philadelphia Eagles 1999-2006, New York Giants 2007-08 and 2015-17, St. Louis Rams (head coach) 2009-11, New Orleans Saints 2012, Baltimore Ravens 2013-14. Joined Chiefs in 2019.

**Dave Toub**, assistant head coach/special teams coordinator; born June 1, 1962; Ossining, N.Y. Offensive lineman Springfield College 1980-81 and Texas-El Paso 1983-84. Pro center Philadelphia Eagles 1985, Los Angeles Rams 1986. College coach: Texas-El Paso 1986-88, Missouri 1989-2000.

Pro coach: Philadelphia Eagles 2001-03, Chicago Bears 2004-12. Joined Chiefs in 2013.

**Alex Whittingham**, defensive quality control; born March 16, 1992; Salt Lake City, Utah. Linebacker Utah 2013-17. No pro playing experience. No college coaching experience. Pro coach: Joined Chiefs in 2018.

**Dan Williams**, offensive quality control/assistant quarterbacks; born March 11, 1996; Sicklerville, N.J. Quarterback Stevenson 2015-18. No pro playing experience. No college coaching experience. Pro coach: Joined Chiefs in 2019.

**Rod Wilson**, outside linebackers; born Nov. 12, 1981; Cross, S.C. Linebacker South Carolina 2001-04. Pro linebacker Chicago Bears 2005-08 and 2010, Tampa Bay Buccaneers 2009. College coach: Charleston Southern 2013-16, South Carolina 2020, Coastal Carolina 2021. Pro coach: Kansas City Chiefs 2017-19. Rejoined Chiefs in 2022.

## RECORD HOLDERS

### INDIVIDUAL RECORDS—CAREER

Rushing (Yds.)	Jamaal Charles, 2008-16	7,260
Passing (Yds.)	Len Dawson, 1962-75	28,507
Passing (TDs)	Len Dawson, 1962-75	237
Receiving (No.)	Tony Gonzalez, 1997-2008	916
Receiving (Yds.)	Travis Kelce, 2013-present	11,328
Interceptions	Emmitt Thomas, 1966-78	58
Punting (Avg.)	Tommy Townsend, 2020-23	47.4
Punt Return (Avg.)	Dexter McCluster, 2010-13	12.1
Kickoff Return (Avg.)	Knile Davis, 2013-17	27.0
Field Goals	Nick Lowery, 1980-93	329
Touchdowns (Tot.)	Priest Holmes, 2001-07	83
Points	Nick Lowery, 1980-93	1,466
*Sacks	Derrick Thomas, 1989-99	126.5

### INDIVIDUAL RECORDS—SINGLE SEASON

Rushing (Yds.)	Larry Johnson, 2006	1,789
Passing (Yds.)	Patrick Mahomes, 2022	5,250
Passing (TDs)	Patrick Mahomes, 2018	50
Receiving (No.)	Tyreek Hill, 2021	111
Receiving (Yds.)	Tyreek Hill, 2018	1,479
Interceptions	Emmitt Thomas, 1974	12
Punting (Avg.)	Tommy Townsend, 2022	50.4
Punt Return (Avg.)	Dante Hall, 2003	16.3
Kickoff Return (Avg.)	Quintin Demps, 2013	30.1
Field Goals	Harrison Butker, 2017	38
Touchdowns (Tot.)	Priest Holmes, 2003	27
Points	Priest Holmes, 2003	162
*Sacks	Justin Houston, 2014	22.0

### INDIVIDUAL RECORDS—SINGLE GAME

Rushing (Yds.)	Jamaal Charles, 1-3-10	259
Passing (Yds.)	Elvis Grbac, 11-5-00	504
Passing (TDs)	Len Dawson, 11-1-64	6
	Patrick Mahomes, 9-16-18	6
	Patrick Mahomes, 11-19-18	6
Receiving (No.)	Tony Gonzalez, 1-2-05	14
Receiving (Yds.)	Stephone Paige, 12-22-85	309
Interceptions	Bobby Ply, 12-16-62	**4
	Bobby Hunt, 10-4-64	**4
	Deron Cherry, 9-29-85	**4
Field Goals	Cairo Santos, 10-4-15	7
Touchdowns (Tot.)	Abner Haynes, 11-26-61	5
	Jamaal Charles, 12-15-13	5
	Abner Haynes, 11-26-61	30
	Jamaal Charles, 12-15-13	30
	Derrick Thomas, 11-11-90	**7.0

\*Sacks became an official statistic in 1982  
\*\*NFL Record

# KANSAS CITY CHIEFS

## 2024 VETERAN ROSTER

No.	Name	Pos.	Ht.	Wt.	Birthdate	NFL		College	Hometown	How Acq.	'23 Games/ Starts
						Exp.	Games				
97	Anudike-Uzomah, Felix	DE	6-4	255	1/24/02	2		Kansas State	Kansas City, Mo.	D1-23	17/0
32	Bolton, Nick	LB	5-11	237	3/10/00	4		Missouri	Frisco, Texas	D2a-21	8/8
2	Book, Ian	QB	6-0	212	3/30/98	3		Notre Dame	El Dorado Hills, Calif.	FA-24	0/0*
40	Boye-Doe, Ekow	CB	6-0	177	11/4/99	2		Kansas State	Lawrence, Kan.	FA-23	6/0
5	Brown, Hollywood	WR	5-9	180	6/4/97	6		Oklahoma	Hollywood, Fla.	FA-24	14/14*
96	Buggs, Isaiah	DT	6-3	306	8/24/96	6		Alabama	Ruston, La.	FA-23	10/3
26	Bush, Deon	S	6-0	200	8/14/93	8		Miami	Miami, Fla.	FA-22	6/0
7	Butker, Harrison	K	6-4	205	7/14/95	8		Georgia Tech	Decatur, Ga.	FA-17	17/0
66	Caliendo, Mike	OL	6-4	301	10/21/97	2		Western Michigan	Brookfield, Wis.	CFA-22	8/0
54	Chenal, Leo	LB	6-3	250	10/26/00	3		Wisconsin	Grantsburg, Wis.	D3-22	17/10
43	Cochrane, Jack	LB	6-3	236	2/9/99	3		South Dakota	Mount Vernon, Iowa	CFA-22	17/1
27	Conner, Chamarrri	DB	6-0	202	7/11/00	2		Virginia Tech	Jacksonville, Fla.	D4-23	17/7
6	Cook, Bryan	S	6-1	206	9/7/99	3		Cincinnati	Cincinnati, Ohio	D2b-22	12/12
51	Danna, Mike	DE	6-2	257	12/4/97	5		Michigan	Detroit, Mich.	D5-20	16/16
93	Dickerson, Matt	DT	6-5	298	11/9/95	6		UCLA	San Mateo, Calif.	FA-23	12/0
25	Edwards-Helaire, Clyde	RB	5-7	207	4/11/99	5		LSU	Baton Rouge, La.	D1-20	15/3
92	Farrell, Neil	DT	6-4	325	9/9/98	3		LSU	Mobile, Ala.	T (LV)-23	3/0
83	Gray, Noah	TE	6-3	240	4/30/99	4		Duke	Leominster, Mass.	D5a-21	17/10
94	Herring, Malik	DE	6-3	275	11/9/97	4		Georgia	Forsyth, Ga.	CFA-21	7/1
52	Humphrey, Creed	C	6-4	302	6/28/99	4		Oklahoma	Shawnee, Okla.	D2b-21	17/17
30	Ingram, Keaontay	RB	6-0	220	10/26/99	3		Southern California	Carthage, TX	FA-23	8/1
13	Johnson, Nazeeh	S	5-10	199	7/17/98	3		Marshall	Martinsburg, W.V.	D7c-22	0/0
44	Jones, Cam	LB	6-2	227	10/21/99	2		Indiana	Memphis, Tenn.	CFA-23	17/1
95	Jones, Chris	DT	6-6	310	7/3/94	9		Mississippi State	Houston, Miss.	D2-16	16/16
31	Jones, Nic	CB	6-0	189	10/15/01	2		Ball State	Detroit, Mich.	D7-23	9/0
24	Joseph, Kelvin	CB	6-1	195	11/11/99	4		Kentucky	Baton Rouge, La.	FA-24	2/0*
56	Karlaftis, George	DE	6-4	263	4/3/01	3		Purdue	West Lafayette, Ind.	D1b-22	16/16
87	Kelce, Travis	TE	6-5	250	10/5/89	12		Cincinnati	Cleveland Heights, Ohio	D3a-13	15/15
15	Mahomes, Patrick	QB	6-2	225	9/17/95	8		Texas Tech	Tyler, Texas	D1-17	16/16
22	McDuffie, Trent	CB	5-11	193	9/13/00	3		Washington	Westminster, Calif.	D1a-22	16/16
24	Moore, Skyy	WR	5-10	195	9/10/00	3		Western Michigan	New Kensington, Pa.	D2a-22	14/8
64	Morris, Wanya	OL	6-6	307	10/10/00	2		Oklahoma	Grayson, Ga.	D3-23	14/4
77	Niang, Lucas	T	6-6	315	8/18/98	4		TCU	New Canaan, Conn.	D3-20	14/0
91	Nnadi, Derrick	DT	6-1	317	5/9/96	7		Florida State	Virginia Beach, Va.	D3a-18	17/17
90	Omenihu, Charles	DE	6-5	280	8/20/97	6		Texas	Rowlett, Texas	FA-23	11/1
10	Pacheco, Isaiah	RB	5-10	216	3/2/99	3		Rutgers	Vineland, N.J.	D7b-22	14/13
69	Pennel, Mike	NT	6-4	330	5/9/91	10		Colorado State-Pueblo	Aurora, Colo.	FA-23	3/0
20	Reid, Justin	S	6-1	207	2/15/97	7		Stanford	Prairieville, La.	FA-22	16/16
4	Rice, Rashee	WR	6-1	204	4/22/00	2		SMU	N. Richland Hills, Texas	D2-23	16/8
8	Ross, Justyn	WR	6-4	210	12/15/99	3		Clemson	Phenix City, Ala.	CFA-22	10/1
82	Smith, Irv	TE	6-2	240	8/9/98	6		Alabama	New Orleans, La.	FA-24	12/6*
65	Smith, Trey	G	6-6	321	6/16/99	4		Tennessee	Jackson, Tenn.	D6-21	17/17
74	Taylor, Jawaan	T	6-5	330	11/25/97	6		Florida	Cocoa, Fla.	FA-23	17/17
39	Taylor, Keith	CB	6-3	195	5/3/99	3		Washington	Long Beach, Calif.	FA-23	0/0*
53	Thompson, BJ	DE	6-6	243	3/23/99	2		Stephen F. Austin	England, Ark.	D5-23	1/0
62	Thuney, Joe	G	6-5	304	11/18/92	9		North Carolina State	Centerville, Ohio	FA-21	17/17
19	Toney, Kadarius	WR	6-0	193	1/27/99	4		Florida	Mobile, Ala.	T (NYG)-22	13/2
23	Tranquill, Drue	LB	6-2	234	8/15/95	6		Notre Dame	Fort Wayne, Ind.	FA-23	16/8
80	Washington, Montrell	WR	5-10	170	3/14/99	3		Samford	Canton, Ga.	FA-23	6/0
35	Watson, Jaylen	CB	6-2	197	9/17/98	3		Washington State	Augusta, Ga.	D7a-22	16/2
84	Watson, Justin	WR	6-2	215	4/4/96	7		Pennsylvania	Bridgeville, Pa.	FA-22	16/8
11	Wentz, Carson	QB	6-5	237	12/30/92	9		North Dakota State	Bismarck, N.D.	FA-24	2/1*
98	Wharton, Tershawn	DT	6-1	280	6/25/98	5		Missouri S&T	University City, Mo.	CFA-20	17/1
2	Williams, Joshua	CB	6-3	193	10/17/99	3		Fayetteville State	Fayetteville, N.C.	D4-22	16/2
41	Winchester, James	LS	6-3	209	8/6/89	10		Oklahoma	Washington, Okla.	FA-15	17/0

\* Araiza last active with Buffalo in '22; Book last active with Philadelphia in '22; Brown played 14 games with Arizona; Joseph played for both MIA (one game) and SEA (one game) in '23; I. Smith played 12 games with the Cincinnati; J. Smith last active with Jacksonville in '23; S Smith was last active with Carolina in '23; K. Taylor last active with Carolina in '22; Wentz played two games for the L.A. Rams.

Players lost through unrestricted free agency (five): G Nick Allegretti (WAS, 17 games), S Mike Edwards (BUF, 17 games), LB Willie Gay (NO, 16 games), P Tommy Townsend (HOU, 17 games), WR Marquez Valdes-Scantling (BUF, 17).

Also played with Chiefs in '23—TE Blake Bell (17 games), QB Blaine Gabbert (two), WR Mecole Hardman (six), LB Darius Harris (five), WR Richie James (nine), CB L'Jarius Sneed (16), RB Jerick McKinnon (12), T Donovan Smith (12), Prince Tega Wanogho (three).

# KANSAS CITY CHIEFS

## FIRST-YEAR ROSTER

Name	Pos.	Ht.	Wt.	Birthdate	College	Hometown	How Acq.
Araiza, Matt (1)	P	6-1	200	5/16/00	San Diego State	San Diego, Calif.	FA
Christiansen, Cole (1)	LB	6-1	230	7/30/97	Army	Suffolk, Va.	FA-22
Dean, Trey (1)	S	6-2	201	2/29/00	Florida	Tampa, Fla.	FA-23
Godrick, Chukwuebuka (1)	OT	6-5	293	10/11/00	International Player Pathway Program	Lagos, Nigeria	FA-23
Hadden, Kamal	DB	6-1	192	1/17/01	Tennessee	River Rouge, Mich.	D6
Hall, Hassan (1)	RB	5-10	196	8/28/00	Georgia Tech	Atlanta, Ga.	FA
Hanson, C.J.	OL	6-5	300	3/3/01	Holy Cross	Wyckoff, N.J.	D7
Hicks, Jaden	DB	6-1	215	8/16/02	Washington State	Las Vegas, Nev.	D4b
Jones, Truman (1)	DE	6-3	250	5/13/00	Harvard	Atlanta, Ga.	CFA-23
Nourzad, Hunter	OL	6-3	317	11/26/00	Penn State	Marietta, Ga.	D5
Oladokun, Chris (1)	QB	6-1	213	9/3/97	South Dakota State	Tampa, Fla.	FA-22
Powell, Cornell (1)	WR	6-0	204	10/30/97	Clemson	Greenville, N.C.	D5b-21
Prince, Deneric (1)	RB	6-0	216	4/11/00	Tulsa	Manvel, Texas	CFA-23
Prince, Gerrit (1)	TE	6-4	241	8/25/97	Alabama Birmingham	Shawnee, Kan.	FA-23
Rees-Zammit, Louis	RB	6-2	209	2/2/01	International Player Pathway Program	Penarth, Wales	FA
Remigio, Nikko (1)	WR	5-9	187	11/4/99	Fresno State	Orange, Calif.	CFA-23
Suamataia, Kingsley	T	6-4	326	1/18/03	BYU	Orem, Utah	D2
Wiley, Jared	TE	6-6	249	11/2/00	TCU	Temple, Texas	D4a
Worthy, Xavier	WR	5-11	165	4/27/03	Texas	Fresno, Calif.	D1

The term **NFL Rookie** is defined as a player who is in his first season of professional football and has not been on the roster of another professional football team for any regular-season or postseason games. A **Rookie** is designated by an "R" on NFL rosters. Players who have been active in another professional football league or players who have NFL experience, including either preseason training camp or being on an Active List or Inactive List, or on Reserve/Injured or Reserve/Physically Unable to Perform for fewer than six regular-season games, are termed **NFL First-Year Players**. An **NFL First-Year Player** is designated by a "1" on NFL rosters. Thereafter, a player is credited with an additional year of experience for each season in which he accumulates six games on the Active List or Inactive List, or on Reserve/Injured or Reserve/Physically Unable to Perform.

Log on to [www.kcchiefs.com](http://www.kcchiefs.com) for an up-to-date roster.





**American Football Conference  
West Division**

**Intermountain Health Performance  
Center and Raiders Headquarters**  
1475 Raiders Way  
Henderson, NV 89052  
Telephone: (702) 520-2020

**Team Colors:** Silver and Black

**2024 SCHEDULE  
PRESEASON**

Aug. 10 at Minnesota.....1:00 PM  
Aug. 17 Dallas.....7:00 PM  
Aug. 23 San Francisco.....7:00 PM

**REGULAR SEASON**

Sep. 8 at L.A. Chargers.....1:05 PM  
Sep. 15 at Baltimore.....10:00 AM  
Sep. 22 Carolina.....1:05 PM  
Sep. 29 Cleveland.....1:25 PM  
Oct. 6 at Denver.....1:05 PM  
Oct. 13 Pittsburgh.....1:05 PM  
Oct. 20 at L.A. Rams.....1:05 PM  
Oct. 27 Kansas City.....1:25 PM  
Nov. 3 at Cincinnati.....10:00 AM  
BYE  
Nov. 17 at Miami.....10:00 AM  
Nov. 24 Denver.....1:05 PM  
Nov. 29 at Kansas City (Fri).....12:00 PM  
Dec. 8 at Tampa Bay.....10:00 AM  
Dec. 16 Atlanta (Mon).....5:30 PM  
Dec. 22 Jacksonville Jaguars.....1:25 PM  
Dec. 29 at New Orleans.....10:00 AM  
TBD L.A. Chargers.....TBD

*\*All times PT; During the Flex Scheduling Windows, the games initially scheduled for Sunday Night Football, Monday Night Football, and Thursday Night Football are tentatively scheduled and subject to change.*

**Stadium:** Allegiant Stadium  
3333 Al Davis Way  
Las Vegas, NV 89118

**Opened:** 2020  
**Capacity:** 65,000  
**Playing Surface:** Natural Bermuda

**Training Camp:** Intermountain Health  
Performance Center and  
Raiders Headquarters  
1475 Raiders Way  
Henderson, NV 89052

**CLUB OFFICIALS**

**Owner:** Mark Davis  
**President:** Sandra Douglass Morgan  
**General Manager:** Tom Telesco  
**Board of Directors:** Larry Delsen  
**SVP – Director of Football Administration:** Tom Delaney  
**Assistant General Manager:** Champ Kelly  
**Senior Director of Player Personnel:** JoJo Wooden  
**Senior Personnel Advisor:** Shaun Herock  
**Director of College Scouting:** Brandon Yeagren  
**Director of Football Systems:** Brad Goldsberry  
**Director of Scouting Administration and Assistant to the GM:** John Barnett  
**Assistant Director of Pro Scouting:** Ben Chester  
**Senior National Scouts:** DuJuan Daniels, Andy Dengler, Lenny McGill  
**Pro Scouts:** Jordan Hein, Jordan Brown  
**Area Scouts:** Calvin Branch, Ryan Gravel, Matt Hand, John Hill, Curtis Knox II, Kyle Caballero, Greg Reuveni  
**VP – Security:** Bob Stiriti  
**VP - Football Research and Development:** David Christoff  
**Head Athletic Trainer:** Chris Cortez  
**VP - Communications:** Will Kiss  
**Head Groundskeeper:** Zach Longenecker  
**Performance Nutrition Director:** Ricky Ng  
**Director of Equipment Operations:** Bob Romanski  
**Director of Player Engagement:** Montelle Sanders  
**Director of Team Growth and Development:** Daryl Nelson  
**Director of Sports Medicine Administration/ Athletic Trainer:** Scott Touchet  
**Video Director:** Jason Negus  
**SVP – General Counsel:** Justin Carley  
**SVP – Chief Financial Officer:** Michael Crome  
**SVP – Marketing:** Kristen Banks  
**SVP – Human Resources:** Heather DeSanto  
**SVP – Government and Community Relations:** Piper Overstreet-White  
**SVP – General Counsel:** Justin Carley  
**SVP – Chief Sales Officer:** Qiava Martinez  
**SVP – Administration, Facilities and Ownership:** Cheryl Nichols  
**SVP – Chief Experience Officer:** Brad Phinney  
**VP – Events:** Priscilla Almeida  
**VP – Tours and Group Sales:** Jay Chess  
**VP – Ticket Sales and Operations:** Adam Feldman  
**VP – Corporate Partnerships:** Christian Howard  
**VP – Alumni Relations:** Shannon Jordan  
**VP – Revenue Planning and Analytics:** Jonathan Martinez  
**VP – Technology:** Matt Pasco  
**VP – Premium Sales and Service:** Panos Pappas  
**VP – Deputy General Counsel:** Zahir Rahman  
**VP – Community Relations:** Erin Rauhauser  
**VP – Stadium Operations:** Christopher Sotiropulos  
**VP – Financial Planning and Analysis:** Jeff Stikey

**COACHING HISTORY**

**Oakland 1960-81, 1995-2019**  
**Los Angeles 1982-94**  
**(530-487-11)**  
*Records include postseason games*

1960-61	Eddie Erdelatz*	6-10-0
1961-62	Marty Feldman**	2-15-0
1962	Red Conkright	1-8-0
1963-65	Al Davis	23-16-3
1966-68	John Rauch	35-10-1
1969-78	John Madden	112-39-7
1979-87	Tom Flores	91-56-0
1988-89	Mike Shanahan***	8-12-0
1989-94	Art Shell	56-41-0
1995-96	Mike White	15-17-0
1997	Joe Bugel	4-12-0
1998-2001	Jon Gruden	40-28-0
2002-03	Bill Callahan	17-18-0
2004-05	Norv Turner	9-23-0
2006	Art Shell	2-14-0
2007-08	Lane Kiffin***	5-15-0
2008-10	Tom Cable	17-27-0
2011	Hue Jackson	8-8-0
2012-14	Dennis Allen#	8-28-0
2014	Tony Sparano	3-9-0
2015-17	Jack Del Rio	25-24-0
2018-21	Jon Gruden###	22-31-0
2021	Rich Bisaccia	7-6-0
2022-23	Josh McDaniels###	9-16-0
2023-	Antonio Pierce	5-4-0

\* Released after two games in 1961  
\*\* Released after five games in 1962  
\*\*\* Released after four games in 1989  
\*\*\*\* Released after four games in 2008  
# Released after four games in 2014  
## Resigned after five games in 2021  
### Released after eight games in 2023

**PAID ATTENDANCE, 2023**

Home 526,907      Away 533,268  
Total 1,060,175  
Single-game home record,  
92,496, (11/2/86),  
Los Angeles Memorial Coliseum  
Single-season home record,  
529,188 (2021)

**2024 DRAFT CHOICES**

Rd	Name	Pos	College
1	Brock Bowers	TE	Georgia
2	Jackson Powers-Johnson	G	Oregon
3	DJ Glaze	T	Maryland
4	Decameron Richardson	DB	Mississippi State
5	Tommy Eichenberg	LB	Ohio State
6	Dylan Laube	RB	New Hampshire
7	Trey Taylor	DB	Air Force
7	M.J. Devonshire	DB	Pittsburgh

# LAS VEGAS RAIDERS

## 2023 TEAM RECORD

### REGULAR SEASON (8-9)

Date	Opponent	Result
Sept. 10	at Denver	W 17-16
Sept. 17	at Buffalo	L 10-38
Sept. 24	PITTSBURGH	L 18-23
Oct. 1	at L.A. Chargers	L 17-24
Oct. 9	GREEN BAY	W 17-13
Oct. 15	NEW ENGLAND	W 21-17
Oct. 22	at Chicago	L 12-30
Oct. 30	at Detroit	L 14-26
Nov. 5	N.Y. GIANTS	W 30-6
Nov. 12	N.Y. JETS	W 16-12
Nov. 19	at Miami	L 13-20
Nov. 26	KANSAS CITY	L 17-31
Dec. 10	MINNESOTA	L 0-3
Dec. 14	L.A. CHARGERS	W 63-21
Dec. 25	at Kansas City	W 20-14
Dec. 31	at Indianapolis	L 20-23
Jan. 7	DENVER	W 27-14

### SCORE BY PERIODS

	1	2	3	4	OT	Total
Team	92	111	46	83	0	332
Opponents	60	112	71	88	0	331

## 2023 TEAM STATISTICS

	Team	Opp.
Total First Downs	292	330
Rushing	83	117
Passing	182	187
Penalty	27	26
3rd Down: Made/Att	77/216	94/227
3rd Down Pct.	35.6	41.4
4th Down: Made/Att	14/23	14/26
4th Down Pct.	60.9	53.8
Possession Avg.	28:34	31:26
Total Net Yards	4922	5625
Avg. Per Game	289.5	330.9
Total Plays	1010	1089
Avg. Per Play	4.9	5.2
Net Yards Rushing	1542	2015
Avg. Per Game	90.7	118.5
Total Rushes	413	479
Net Yards Passing	3380	3610
Avg. Per Game	198.8	212.4
Sacked/Yards Lost	40/286	46/290
Gross Yards	3666	3900
Att./Completions	557/348	564/376
Completion Pct.	62.5	66.7
Had Intercepted	18	13
Punts/Average	75/50.4	66/47.6
Net Punting Avg.	75/45.1	66/42.9
Penalties/Yards	75/629	96/861
Fumbles/Ball Lost	14/6	17/9
Touchdowns	36	37
Rushing	11	15
Passing	20	21
Returns	5	1

## 2023 INDIVIDUAL STATISTICS

PASSING	Att	Cmp	Yds	Cmp%	Yds/Att	TD	TD%	Int	Int%	LG	Sk/Lost	Rtng
O'Connell	343	213	2218	62.1	6.47	12	3.5	7	2.0	50	24/173	83.9
Garoppolo	169	110	1205	65.1	7.13	7	4.1	9	5.3	32t	14/101	77.7
Hoyer	42	23	231	54.8	5.50	0	0.0	2	4.8	48	1/8	50.8
Meyers	3	2	12	66.7	4.00	1	33.3	0	0.0	9	0/0	113.9
Jacobs	0	0	0	---	---	0	---	0	---	---	1/4	---
Team	557	348	3666	62.5	6.58	20	3.6	18	3.2	50	40/286	80.1
Opponents	564	376	3900	66.7	6.91	21	3.7	13	2.3	79t	46/290	89.3

SCORING	TD				PAT	FGSaf	Pts	
	Tot	Ru	Rec	Rt				
Carlson	0	0	0	0	32/32	26/30	0	110
Meyers	10	2	8	0	0	0	60	
Adams	8	0	8	0	0	0	48	
Jacobs	6	6	0	0	0	0	36	
Mayer	2	0	2	0	0	0	14	
J.Jones	2	0	0	2	0	0	12	
Tucker	2	0	2	0	0	0	12	
Bolden	1	1	0	0	0	0	8	
J.Jenkins	1	0	0	1	0	0	6	
Nichols	1	0	0	1	0	0	6	
O'Connell	1	1	0	0	0	0	6	
Peters	1	0	0	1	0	0	6	
White	1	1	0	0	0	0	6	
Team	36	11	20	5	32/32	26/30	1	332
Opponents	37	15	21	1	34/36	25/30	0	331

2-Pt Conv: Bolden, Mayer, Team 2-4.  
Opponents 0-1.

RUSHING	No.	Yds	Avg	LG	TD
Jacobs	233	805	3.5	63t	6
White	104	451	4.3	43	1
Abdullah	15	89	5.9	12	0
Tucker	10	77	7.7	34	0
Garoppolo	20	39	2.0	9	0
Bolden	4	31	7.8	26t	1
Meyers	4	24	6.0	17t	2
Carter	3	18	6.0	15	0
O'Connell	17	11	0.6	3	1
Hoyer	3	-3	-1.0	-1	0
Team	413	1542	3.7	63t	11
Opponents	479	2015	4.2	51	15

RECEIVING	No.	Yds	Avg	LG	TD
Adams	103	1144	11.1	46t	8
Meyers	71	807	11.4	33t	8
Jacobs	37	296	8.0	21	0
Mayer	27	304	11.3	32	2
Renfrow	25	255	10.2	38	0
Hooper	25	234	9.4	21	0
Tucker	19	331	17.4	50	2
Abdullah	19	131	6.9	18	0
White	15	98	6.5	15	0
Carter	4	39	9.8	16	0
Johnson	1	12	12.0	12	0
Fotheringham	1	6	6.0	6	0
Horsted	1	4	4.0	4	0
Van Roten	0	5	---	5	0
Team	348	3666	10.5	50	20
Opponents	376	3900	10.4	79t	21

INTERCEPTIONS	No.	Yds	Avg	LG	TD
Spillane	3	53	17.7	25	0
Moehrig	3	41	13.7	25	0
J.Jones	2	49	24.5	33t	2
Robertson	2	40	20.0	40	0
Peters	1	75	75.0	75t	1
Hobbs	1	10	10.0	10	0
Pola-Mao	1	0	0.0	0	0
Team	13	268	20.6	75t	3
Opponents	18	88	4.9	39t	1

PUNTING	No.	Yds	Avg	NetTB	In20	LG	B	
A.Cole	75	3783	50.4	45.1	6	34	83	0
Team	75	3783	50.4	45.1	6	34	83	0
Opponents	66	3143	47.6	42.9	3	19	66	0

PUNT RETURNS	Ret	FC	Yds	Avg	LG	TD
Carter	24	18	232	9.7	32	0
Bolton	1	0	17	17.0	17	0
Team	25	18	249	10.0	32	0
Opponents	31	20	283	9.1	38	0

KICKOFF RETURNS	No.	Yds	Avg	LG	TD
Carter	11	262	23.8	40	0
Team	11	262	23.8	40	0
Opponents	28	637	22.8	41	0

FIELD GOALS	1-19	20-29	30-39	40-49	50+
Carlson	0/0	10/10	6/7	9/10	1/3
Team	0/0	10/10	6/7	9/10	1/3
Opponents	0/0	3/4	9/10	8/9	5/7

SACKS	No.
Crosby	14.5
Koonce	8.0
A.Butler	5.0
Spillane	3.5
Wilson	3.5
Moehrig	2.0
Tillery	2.0
Nichols	1.5
Deablo	1.0
Hobbs	1.0
J.Jenkins	1.0
Pola-Mao	1.0
Robertson	1.0
Robinson	1.0
Team	46.0
Opponents	40.0

**2024 COACHING STAFF**

**Antonio Pierce, Head Coach**

**Pro career:** Antonio Pierce was named head coach of the Raiders on Jan. 19, 2024. He finished the 2023 season with a 5-4 record after being named Interim Head Coach of the Raiders on Oct. 31, 2023. Pierce led the Silver and Black to a 3-1 record against AFC West opponents, highlighted by a franchise-record 63 points in a Week 15 win over the Chargers, and led one of just three NFL teams to score 20-or-more points in each of the last four games of the regular season. Under his guidance, the Raiders finished the season with the fewest penalties in the NFL (75) and twice completed games without a single penalty flag. After Pierce took the helm in Week 9, the Raiders were tied for 10th in the NFL in takeaways (14), tied for fifth in turnover margin (plus-six), and tied for third in sacks (30). The defense also allowed a league-low 16.0 points per game. He originally joined the Raiders as the team's linebackers coach in 2022 after spending four seasons at Arizona State (2018-21), serving as linebackers coach before adding the titles of associate head coach and defensive coordinator. Began his coaching career as the head coach at Long Beach (Calif.) Poly High School from 2014-17. Career record: 5-4.

**Background:** A nine-year NFL veteran who was a member of the Giants Super Bowl XLII championship team and was named to the Pro Bowl in 2006. Originally entered the NFL as an undrafted free agent with the Washington Redskins in 2001. Played collegiately for two seasons at Arizona after transferring from Mount San Antonio College.

**Personal:** Born Oct. 26, 1978, Pierce grew up in Compton, Calif., and attended Paramount (Calif.) High School, where he was an All-CIF Southern Section selection as a linebacker and also played fullback.

**ASSISTANT COACHES**

**Gerald Alexander,** safeties; born June 28, 1984; Rancho Cucamonga, Calif. Safety Boise State 2003-06. Pro safety Detroit Lions 2007-08, Jacksonville Jaguars 2009-10, Carolina Panthers 2010, Miami Dolphins 2011, New York Jets 2011. College coach: Arkansas State 2013, Washington 2014, Indiana State 2015, Montana State 2016, California 2017-19. Pro coach: Miami Dolphins 2020-21, Pittsburgh Steelers 2022-23. Joined Raiders in 2024.

**D'Anthony Batiste,** strength and conditioning assistant; born March 29, 1982; Marksville, La. Offensive lineman Louisiana-Lafayette 2003-03. Pro offensive lineman Dallas Cowboys 2006, Carolina Panthers 2006, Atlanta Falcons 2007-08, Washington Redskins 2008-09, Denver Broncos 2009-10, Arizona Cardinals 2010-12, Pittsburgh Steelers 2013. No college coaching experience. Pro coach: Joined Raiders in 2018.

**Edgar Bennett,** wide receivers; born Feb. 15, 1969; Jacksonville, Fla. Running back Florida State 1987 and 1989-91. Pro running back Green Bay Packers 1992-96, Chicago Bears 1998-99. No college coaching experience. Pro coach: Green Bay Packers 2001-17. Joined Raiders in 2018.

**Mike Caldwell,** run game coordinator/linebackers; born Aug. 31, 1971; Oak Ridge, Tenn. Linebacker Middle Tennessee State 1989-92. Pro linebacker Cleveland Browns 1993-95, Baltimore Ravens 1996, Arizona Cardinals 1997, Philadelphia Eagles 1998-2001, Chicago Bears 2002, Carolina Panthers 2003. No college coaching experience. Pro coach: Philadelphia Eagles 2008-12, Arizona Cardinals 2013-14, New York Jets 2015-18, Tampa Bay Buccaneers 2019-21, Jacksonville Jaguars 2022-23. Joined Raiders in 2024.

**Andre Carter,** pass rush specialist; born May, 12, 1979; Denver, Colo. Defensive end California 1997-2000. Pro defensive end San Francisco 49ers 2001-05, Washington Redskins 2006-10, New England Patriots 2011 and 2013, Oakland Raiders 2012. College coach: California 2015, LSU 2021. Pro coach: San Francisco 49ers 2016, Miami Dolphins 2017-18, New York Jets 2019-20. Joined Raiders in 2024.

**James Cregg,** offensive line, born Aug. 18, 1973; Norco, Calif. Offensive lineman Colorado State 1993-95. No pro playing experience. College coach: Colorado State 1997-99, Colgate 2000-03, Idaho 2004-06, Tennessee 2009, Southern California 2010-13, LSU 2018-20. Pro coach: Oakland Raiders 2007-08, Denver Broncos 2014-16, Los Angeles Chargers 2017, San Francisco 49ers 2022-23. Rejoined Raiders in 2024.

**Matt Feeney,** assistant defensive backs; born Oct. 8, 1991; Dublin, Ohio. Linebacker John Carroll 2010-13. No pro playing experience. College coach: John Carroll 2014-16, Tennessee-Chattanooga 2017-18, Akron 2019-21. Pro coach: Joined Raiders in 2022.

**Luke Getsy,** offensive coordinator; born Feb. 16, 1984; Munhall, Pa. Quarterback Akron 2005-06. No pro playing experience. College coach: Akron 2007-08, West Virginia Wesleyan 2009, Pittsburgh 2010, IUPUI 2011-12, Western Michigan 2013, Mississippi State 2018. Pro coach: Green Bay Packers 2014-17 and 2019-21, Chicago Bears 2022-23. Joined Raiders in 2024.

**Patrick Graham,** defensive coordinator; born Jan. 24, 1979; Des Plaines, Ill. Defensive lineman Yale 1997-2001. No pro playing experience. College coach: Wagner 2002-03, Richmond 2004-06, Notre Dame 2007-08. Pro coach: New England Patriots 2009-15, New York Giants 2016-17 and 2020-21, Green Bay Packers 2018, Miami Dolphins 2019. Joined Raiders in 2022.

**Deuce Gruden,** strength and conditioning assistant; born Jan. 19, 1994, Green Bay, Wis. Tailback Lafayette College 2012-15. No pro playing experience. No college coaching experience. Pro coach: Washington Redskins 2016-17. Joined Raiders in 2018.

**Rob Leonard,** defensive line, born July 6, 1985; Moon Township, Pa. Linebacker/safety North Carolina State 2005-08. No pro playing experience. College coach: North Carolina State 2010-12. Pro coach: New York Giants 2013-18, Miami Dolphins 2019-21, Baltimore Ravens 2022. Joined Raiders in 2023.

**Marcus Lewis,** assistant linebackers; born March 28, 1990; Albuquerque, N.M. Linebacker Indiana State 2008-11. No pro playing experience. College coach: Cincinnati 2013, Hampton 2019, Arizona State 2020-22. Pro coach: Cincinnati Bengals 2014-18, Las Vegas Vipers (XFL) 2023. Joined Raiders in 2024.

**Marvin Lewis,** assistant head coach; born Sept. 23, 1958; McDonald, Pa. Linebacker Idaho State 1977-80. No pro playing experience. College coach: Idaho State 1981-84, Long Beach State 1985-86, New Mexico 1987-89, Pittsburgh 1990-91, Arizona State 2019-23. Pro coach: Pittsburgh Steelers 1992-95, Baltimore Ravens 1996-2001, Washington Redskins 2002, Cincinnati Bengals 2003-18 (head coach). Joined Raiders in 2024.

**Ricky Manning Jr.,** cornerbacks; born Nov. 18, 1980; Fresno, Calif. Cornerback UCLA 1999-2002. Pro cornerback Carolina Panthers 2003-05, Chicago Bears 2006-07, St. Louis Rams 2008. College coach: Fresno City College 2013-14, Fresno State 2015. Pro coach: Seattle Seahawks 2016-17, New York Jets 2021-23. Joined Raiders in 2024.

**Tom McMahon,** special teams coordinator; born July 12, 1969; Helena, Mont. Attended Carroll College. No college or pro playing experience. College coach: Carroll College 1992 and 1994, Utah State 1995-2005, Louisville 2006. Pro coach: Atlanta Falcons 2007-08, St. Louis Rams 2009-11, Kansas City Chiefs 2012, Indianapolis Colts 2013-17, Denver Broncos 2018-21. Joined Raiders in 2022.

**A.J. Neibel,** head strength and conditioning; born Aug. 31, 1972; Cupertino, Calif. Attended Long Beach State. No college or pro playing experience. No college coaching experience. Pro coach: Oakland Raiders 2003-08, San Francisco Giants (MLB) 2009-10, Atlanta Falcons 2011-16, Jacksonville Jaguars 2017-18. Rejoined Raiders in 2019.

**Joe Philbin,** senior offensive assistant; born July 2, 1961; Springfield, Mass. Tight end Washington & Jefferson 1980-84. No pro playing experience. College coach: Tulane 1984-85, Allegheny 1990-93, Ohio 1994, Northeastern 1995-96, Harvard 1997-98, Iowa 1999-2002, Ohio State 2023. Pro coach: Green Bay Packers 2003-11 and 2018 (interim head coach four games 2018), Miami Dolphins 2012-15 (head coach), Indianapolis Colts 2016-17, Dallas Cowboys 2020-22. Joined Raiders in 2024.

**Josh Phillips,** assistant defense; born Aug. 6, 1979; Orlando, Fla. Tailback/cornerback Yale 1997-2001. Pro defensive back Amsterdam Admirals (NFL) 2002, Houston Texans 2002, Chicago Rush (AFL) 2003-04. College coach: Wagner 2007-08, Pierce 2009, Cal Santa Barbara 2009-10, California 2010-12. Pro coach: Joined Raiders in 2024.

**De'Andre Pierce,** offensive assistant; born Feb 19, 1998; Long Beach, Calif. Defensive back Boise State 2016-19, Arizona State 2020-21. No pro playing experience. College coach: Cal Poly 2023, TCU 2024. Joined Raiders in 2024.

# LAS VEGAS RAIDERS

**Kade Rannings**, assistant special teams; born Dec. 4, 1982; Albany, Ore. Attended Oregon State. No college or pro playing experience. College coach: Oregon State 2003-05, San Diego 2005-06, St. Joseph's 2006-08, Colgate 2008-13, Montana 2013-15, Citadel 2023. Pro coach: Cleveland Browns 2015-16, Green Bay Packers 2017-19, Los Angeles Wildcats (XFL) 2019-20. Joined Raiders in 2024.

**Rob Ryan**, senior defensive assistant; born Dec. 13, 1962; Ardmore, Okla. Outside linebacker Southwestern Oklahoma State 1981-82. No pro playing experience. College coach: Western Kentucky 1987, Ohio State 1988, Tennessee State 1989-93, Hutchinson C.C. 1996, Oklahoma State 1997-99. Pro coach: Arizona Cardinals 1994-95, New England Patriots 2000-03, Oakland Raiders 2004-08, Cleveland Browns 2009-10, Dallas Cowboys 2011-12, New Orleans Saints 2013-15, Buffalo Bills 2016, Washington Redskins 2019, Baltimore Ravens 2021. Rejoined Raiders in 2022.

**Rich Scangarello**, quarterbacks; born April 15, 1972; Roseville, Calif. Attended Sacramento State. No college or pro playing experience. College coach: UC Davis 1998-99 and 2004-08, Idaho 2000, Carleton 2001, Idaho 2002-03, Millsaps 2010-11, Northern Arizona 2012-14, Wagner 2016, Kentucky 2022-23. Pro coach: Oakland Raiders 2009, Atlanta Falcons 2015, San Francisco 49ers 2017-18 and 2021, Denver Broncos 2019, Philadelphia Eagles 2020. Rejoined Raiders in 2024.

**Matt Sheldon**, game management; born Feb. 26, 1969; Schofield, Wis. Defensive back Minnesota 1987-91. No pro playing experience. College coach: Wisconsin 1997-99. Pro coach: St. Louis Rams 2001-05, Buffalo Bills 2006-09, Minnesota Vikings 2010-11, Montreal Alouettes (CFL) 2012, Chicago Bears 2015-16, Miami Dolphins 2017-18, New York Jets 2019-20, Denver Broncos 2021. Joined Raiders in 2022.

**Mitch Singler**, assistant tight ends; born Oct. 3, 1990; Portland, Ore. Wide receiver Oregon State 2009-13. No pro playing experience. College coach: Duke 2018-21. Pro coach: Joined Raiders in 2022.

**Rick Slate**, strength and conditioning assistant; born Feb. 13, 1966; St. Augustine, Fla. Attended Florida State. No college or pro playing experience. College coach: Florida State 1987-92. Pro coach: Florida Marlins (MLB) 1992-2001, New York Mets (MLB) 2003-10, Atlanta Braves (MLB) 2011-17. Joined Raiders in 2018.

**Luke Steckel**, tight ends; born April 28, 1985; Boston, Mass. Linebacker Princeton 2004-06. No pro playing experience. No college coaching experience. Pro coach: Cleveland Browns 2009-12, Tennessee Titans 2013-22, Chicago Bears 2023. Joined Raiders in 2024.

**Derius Swinton II**, assistant special teams; born April 26, 1985; Newport News, Va. Safety Hampton 2003-06. No pro playing experience. College coach: Tennessee 2007-08. Pro coach: St. Louis Rams 2009-11, Kansas City Chiefs 2012, Denver Broncos 2013-14, Chicago Bears 2015 and 2017, San Francisco 49ers 2016, Detroit Lions 2018, Arizona Cardinals 2020, Los Angeles Chargers 2021. Joined Raiders in 2023.

**Scott Turner**, pass game coordinator; born Aug. 7, 1982; Los Angeles, Calif. Quarterback Nevada-Las Vegas 2002-04. No pro playing experience. College coach: Oregon State 2005, Pitt 2008-10, Michigan 2017. Pro coach: Carolina Panthers 2011-12 and 2018-19, Cleveland Browns 2013, Minnesota Vikings 2014-16, Washington Football Team/Commanders 2020-22. Joined Raiders in 2023.

**Fred Walker**, assistant quarterbacks; born March 22, 1993; Canton, Miss. Attended Mississippi State. No college or pro playing experience. College coach: Mississippi State 2011-14, Troy 2015-16, Tennessee Tech 2017, Duke 2018-19, Murray State 2020, Massachusetts 2021. Pro coach: Joined Raiders in 2022.

**Cadillac Williams**, running backs; born April 21, 1982; Gadsden, Ala. Running back Auburn 2001-04. Pro running back Tampa Bay Buccaneers 2005-10, St. Louis Rams 2011. College coach: Henderson State 2015, West Georgia 2016, Auburn 2019-2023. Pro coach: Birmingham Iron (AAF) 2018. Joined Raiders in 2024.

**Tim Zetts**, assistant offense; born Oct. 18, 1985; Youngstown, Ohio. Quarterback Akron 2005-06, Saginaw Valley State 2007. No pro playing experience. College coach: Akron 2008-09, California University of Pennsylvania 2010, Indiana University of Pennsylvania 2011, Fordham 2012-14, John Carroll 2015-16, Davidson 2017, Mississippi State 2018, Austin Peay State 2019-20. Pro coach: Green Bay Packers 2021, Chicago Bears 2022-23. Joined Raiders in 2024.

## RECORD HOLDERS

### INDIVIDUAL RECORDS—CAREER

Rushing (Yds.)	Marcus Allen, 1982-92	8,545
Passing (Yds.)	Derek Carr, 2014-22	35,222
Passing (TDs)	Derek Carr, 2014-22	217
Receiving (No.)	Tim Brown, 1988-2003	1,070
Receiving (Yds.)	Tim Brown, 1988-2003	14,734
Interceptions	Willie Brown, 1967-78	39
	Lester Hayes, 1977-86	39
Punting (Avg.)	AJ Cole, 2010-23	**48.2
Punt Return (Avg.)	Claude Gibson, 1963-65	12.6
Kickoff Return (Avg.)	Clarence Davis, 1971-78	27.1
Field Goals	Sebastian Janikowski, 2000-16	414
Touchdowns (Tot.)	Tim Brown, 1988-2003	104
Points	Sebastian Janikowski, 2000-16	1,799
*Sacks	Greg Townsend, 1983-93, 1997	107.5

### INDIVIDUAL RECORDS—SINGLE SEASON

Rushing (Yds.)	Marcus Allen, 1985	1,759
Passing (Yds.)	Derek Carr, 2021	4,804
Passing (TDs)	Daryle Lamonica, 1969	34
Receiving (No.)	Darren Waller, 2020	107
Receiving (Yds.)	Davante Adams, 2022	1,516
Interceptions	Lester Hayes, 1980	13
Punting (Avg.)	Shane Lechler, 2009	51.1
Punt Return (Avg.)	Claude Gibson, 1964	14.4
Kickoff Return (Avg.)	Jack Larscheid, 1960	28.4
Field Goals	Daniel Carlson, 2021	40
Touchdowns (Tot.)	Marcus Allen, 1984	18
Points	Daniel Carlson, 2021	150
*Sacks	Derrick Burgess, 2005	16.0

### INDIVIDUAL RECORDS—SINGLE GAME

Rushing (Yds.)	Josh Jacobs, 11-27-22	229
Passing (Yds.)	Derek Carr, 10-30-16	513
Passing (TDs)	Tom Flores, 12-22-63	6
	Daryle Lamonica, 10-19-69	6
Receiving (No.)	Tim Brown, 12-21-97	14
Receiving (Yds.)	Brandon Myers, 12-2-12	14
Interceptions	Art Powell, 12-22-63	247
	Many times	3
	Last time by Rod Woodson, 9-29-02	
Field Goals	Sebastian Janikowski, 11-27-11	6
Touchdowns (Tot.)	Art Powell, 12-22-63	4
	Marcus Allen, 9-24-84	4
	Harvey Williams, 11-16-97	4
	Darren McFadden, 10-24-10	4
Points	Art Powell, 12-22-63	24
	Marcus Allen, 9-24-84	24
	Harvey Williams, 11-16-97	24
	Darren McFadden, 10-24-10	24
	Howie Long, 10-2-83	5.0
	Khalil Mack, 12-13-15	5.0

\*Sacks became an official statistic in 1982  
\*\*NFL Record

**2024 VETERAN ROSTER**

No.	Name	Pos.	Ht.	Wt.	Birthdate	NFL Exp.	College	Hometown	How Acq.	'23 Games/ Starts
22	Abdullah, Ameer	RB	5-9	203	6/13/93	9	Nebraska	Birmingham, Ala.	UFA(Car)-22	17/0
17	Adams, Davante	WR	6-1	215	12/24/92	11	Fresno State	East Palo Alto, Calif.	T(GB)-22	17/17
30	Armstrong, Cornell	RB	5-11	187	9/22/95	5	Southern Mississippi	Bassfield, Miss.	FA-23	0/0*
33	Bachman, Alex	WR	6-0	190	5/29/96	2	Wake Forest	Westlake Village, Calif.	FA-24	0/0
0	Bennett, Jakorian	CB	5-11	195	8/23/00	2	Maryland	Mobile, Ala.	D4a-23	14/4
50	Bobenmoyer, Jacob	LS	6-2	235	5/28/97	5	Northern Colorado	Cheyenne, Wyo.	UFA(Den)-23	17/0
13	Brown Jr., Anthony	QB	6-3	220	7/27/98	2	Oregon	Cliffwood, NJ	FA-24	0/0*
38	Brown, Brittain	RB	6-1	205	10/10/97	3	UCLA	Canton, Ga.	D7b-22	0/0*
84	Bryant, Harrison	TE	6-5	240	4/23/98	5	Florida Atlantic	Gray, Ga.	UFA(Cle)-24	17/9*
56	Burney, Amari	LB	6-2	228	6/19/00	2	Florida	St. Petersburg, Fla.	D6-23	7/1
69	Butler, Adam	DT	6-5	300	4/12/94	7	Vanderbilt	Duncanville, Texas	FA-23	17/0
58	Butler, Darien	LB	6-0	225	2/29/00	3	Arizona State	Compton, Calif.	FA-22	0/0*
91	Butler, Matthew	DT	6-3	290	6/10/99	3	Tennessee	Raleigh, N.C.	D5-22	2/0
2	Carlson, Daniel	K	6-5	215	1/23/95	7	Auburn	Colorado Springs, Colo.	FA-18	17/0
6	Cole, AJ	P	6-4	220	11/27/95	6	N.C. State	College Park, Ga.	FA-19	17/0
98	Crosby, Maxx	DE	6-5	255	8/22/97	6	Eastern Michigan	Colleyville, Texas	D4a-19	17/17
5	Deablo, Divine	LB	6-3	223	8/17/98	4	Virginia Tech	Winston-Salem, N.C.	D3b-21	15/15
1	Epps, Marcus	S	6-0	191	1/27/96	6	Wyoming	Los Angeles, Calif.	UFA(Phi)-23	17/17
31	Facyson, Brandon	CB	6-2	197	9/8/94	7	Virginia Tech	Newnan, Ga.	UFA(Ind)-23	3/0
85	Fotheringham, Cole	TE	6-4	243	10/11/97	2	Utah	San Clemente, Calif.	FA-22	2/0
10	Gallup, Michael	WR	6-1	198	3/4/96	7	Colorado State	Monroe, Ga.	UFA(Dal)-24	17/13*
88	Gentry, Zach	TE	6-8	270	9/10/96	5	Michigan	Albuquerque, NM	FA-23	1/0
4	Guyton, Jalen	WR	6-1	212	6/7/97	5	North Texas	Allen, Texas	UFA(LAC)-24	8/3*
39	Hobbs, Nate	CB	6-0	195	6/24/99	4	Illinois	Louisville, Ky.	D5-21	13/11
68	James, Andre	C	6-4	300	5/2/97	6	UCLA	Herriman, Utah	FA-19	16/16
95	Jenkins, John	DT	6-3	327	7/11/89	12	Georgia	Meriden, Conn.	UFA(Mia)-23	17/17
18	Jones, Jack	CB	5-11	170	12/20/97	3	Arizona State	Long Beach, Calif.	W(NE)-23	7/3
51	Koonce, Malcolm	DE	6-3	250	6/6/98	4	Buffalo	Peekskill, N.Y.	D3a-21	17/11
59	Masterson, Luke	LB	6-1	220	1/7/98	3	Wake Forest	Naples, Fla.	FA-22	16/1
25	Mattison, Alexander	RB	5-11	220	6/19/98	6	Boise State	San Bernardino, Calif.	FA-24	16/13*
43	Mauga, Kana'i	LB	6-2	245	1/8/00	2	Southern California	Waianae, HI	FA-22	5/0
87	Mayer, Michael	TE	6-4	265	7/6/01	2	Notre Dame	Edgewood, Ky.	D2-23	14/12
96	McCall, Marquan	DT	6-3	355	3/26/99	2	Kentucky	Detroit, Mich.	FA-23	0/0*
47	McCormick, Sincere	RB	5-9	205	9/10/00	3	Texas-San Antonio	Converse, Texas	FA-22	0/0*
61	Meredith, Jordan	G	6-2	300	1/4/98	2	Western Kentucky	Bowling Green, Ky.	FA-22	17/1
16	Meyers, Jakobi	WR	6-2	200	11/9/96	6	North Carolina State	Lithonia, Ga.	UFA(NE)-23	16/16
74	Miller, Kolton	T	6-8	325	10/9/95	7	UCLA	Roseville, Calif.	D1-18	13/11
15	Minschew II, Gardner	QB	6-1	210	5/16/96	6	Washington State	Brandon, Miss.	UFA(Ind)-24	17/13*
7	Moehrig, Tre'von	S	6-2	202	6/16/99	4	TCU	Spring Branch, Texas	D2-21	17/17
77	Munford Jr., Thayer	T	6-6	315	9/18/99	3	Ohio State	Cincinnati, Ohio	D7a-22	15/10
4	O'Connell, Aidan	QB	6-3	210	9/1/98	2	Purdue	Long Grove, Ill.	D4b-23	11/10
66	Parham, Dylan	G	6-3	285	8/24/99	3	Memphis	Carrollton, Ga.	D3-22	17/17
75	Peat, Andrus	G/T	6-7	316	11/4/93	10	Stanford	Tempe, Ariz.	FA-24	16/12*
20	Pola-Mao, Isaiah	S	6-4	205	6/30/99	3	Southern California	Phoenix, Ariz.	FA-22	16/0
97	Robinson, Janarius	DE	6-5	263	5/4/98	2	Florida State	Panama City, Fla.	FA-23	6/2
99	Silvera, Nesta Jade	DT	6-2	315	1/23/00	2	Arizona State	Pembroke Pines, Fla.	D7-23	2/0
29	Smith II, Chris	S	5-11	195	5/1/00	2	Georgia	Atlanta, Ga.	D5-23	12/0
92	Smith, Elerson	DE	6-6	255	7/17/98	3	Northern Iowa	Minneapolis, Minn.	FA-23	0/0*
49	Snowden, Charles	DE	6-7	250	3/27/98	2	Virginia	Washington, D.C.	FA-23	0/0*
41	Spillane, Robert	LB	6-1	229	12/14/95	6	Western Michigan	Oak Park, Ill.	UFA(Pit) 23	17/17
11	Tucker, Tre	WR	5-9	185	3/8/01	2	Cincinnati	Akron, Ohio	D3b-23	16/1
19	Turner, DJ	WR	5-9	205	1/18/97	3	Pittsburgh	Glenarden, Md.	FA-21	10/0
27	Webb, Sam	CB	6-2	195	5/19/98	2	Missouri Western State	Excelsior Springs, Mo.	FA-23	1/0
3	White, Zamir	RB	6-0	215	9/18/99	3	Georgia	Laurinburg, N.C.	D4a-22	17/4
65	Whitehair, Cody	G	6-3	316	7/11/92	9	Kansas State	Kearney, Neb.	UFA(Chi)-24	17/11*
83	Wilkinson, Kristian	WR	6-1	214	1/10/97	3	Southeast Missouri State	Memphis, Tenn.	FA-23	2/1
94	Wilkins, Christian	DT	6-4	300	12/20/95	6	Clemson	Springfield, Mass.	UFA(Mia)-24	17/17*
9	Wilson, Tyree	DE	6-6	275	5/20/00	2	Texas Tech	Henderson, Texas	D1-23	17/0
93	Young, Byron	DT	6-3	292	11/10/00	2	Alabama	Laurel, Miss.	D3a-23	6/0

# LAS VEGAS RAIDERS

\* Armstrong last active with Atlanta in '22; Bachman last active with New York Giants in '21; A. Brown Jr. last active with Baltimore in '22; B. Brown missed '23 season due to injury; D. Butler missed '23 season due to injury; Bryant played 17 games with Cleveland; Gallup played 17 games with Dallas; Guyton played eight games with Los Angeles Chargers; Mattison played 16 games with Minnesota; McCall last active with Carolina in '22; McCormick missed '23 season due to injury; Minshew II played 17 games with Indianapolis; Peat played 16 games with New Orleans; E. Smith last active with New York Giants in '22; Snowden last active with Chicago in '21; Whitehair played 17 games with Chicago; Wilkins played 17 games with Miami.

Players lost through unrestricted free agency (16): Curtis Bolton (13); DeAndre Carter (17); Jermaine Eluemunor (NYG, 17); D.J. Fluker (none); Jimmy Garoppolo (LAR, seven); Austin Hooper (NE, 17); Jesper Horsted (13); Brian Hoyer (three); Josh Jacobs (GB, 13); Jakob Johnson (13); Bilal Nichols (Ari., 17); Brandon Parker (SF, five); Hunter Renfrow (17); Amik Robertson (Det., 17); Jerry Tillery (Min., 17); Greg Van Roten (17).

Also played with Raiders in '23—Brandon Bolden (17 games), Hroniss Grasu (two), Tyler Hall (11), Justin Herron (six), David Long Jr. (eight), Netane Muti (two), Marcus Peters (12), Troy Pride Jr. (one), Malik Reed (four), Isaac Rochell (eight), Jaylon Smith (one), Roderic Teamer (six).

## FIRST-YEAR ROSTER

Name	Pos.	Ht.	Wt.	Birthdate	College	Hometown	How Acq.
Agoha, David (1)	DE	6-4	252	5/18/01	International Player Pathway Program	Bende, Nigeria	IPP-23
Barrington, Clark	G	6-4	293	4/27/98	Baylor	Vineyard, Utah	FA
Bowers, Brock	TE	6-3	243	12/13/02	Georgia	Napa, Calif.	D1
Bradley, Carter	QB	6-3	213	3/09/00	South Alabama	Jacksonville, Fla.	FA
Brown, Ben (1)	G	6-4	312	5/19/98	Mississippi	Vicksburg, Miss.	FA
Coker, Andrew	T	6-7	315	3/23/01	TCU	Katy, Texas	FA
Devonshire, M.J.	CB	5-11	186	9/12/00	Pittsburgh	Aliquippa, Pa.	D7b
Eichenberg, Tommy	LB	6-2	233	1/11/01	Ohio State	Cleveland, Ohio	D5
Foreman, Jeff	WR	6-0	182	12/26/99	Arkansas State	Oklahoma City, Okla.	FA
Grant, Jaydon (1)	S	6-0	190	6/15/98	Oregon State	West Linn, Ore.	FA-23
Fox, Tomari	DT	6-2	288	3/24/01	North Carolina	Lawrenceville, Ga.	FA
Franklin, T.J.	DE	6-5	257	12/14/01	Baylor	Temple, Texas	FA
Gainer, Amari	LB	6-3	236	6/22/00	North Carolina	Tallahassee, Fla.	FA
Glaze, DJ	T	6-4	315	8/04/02	Maryland	Charlotte, N.C.	D3
Governor, Woo	CB	5-10	190	10/09/00	Northern Iowa	Plant City, Fla.	FA
Griffin, Tulu	WR	5-10	181	1/23/01	Mississippi State	Philadelphia, Miss.	FA
Johanning, Jake	G	6-2	290	12/02/00	Furman	Greenville, S.C.	FA
Keyton, Ramel	WR	6-2	191	9/14/00	Tennessee	Marietta, Ga.	FA
Laube, Dylan	RB	5-10	206	12/14/99	New Hampshire	Westhampton, N.Y.	D6
McAllister, Tyreik (1)	WR	5-10	185	4/07/98	Charleston	Dillon, S.C.	FA
McKenzie, Jalen (1)	T	6-4	310	7/10/99	Southern California	Concord, Calif.	FA-23
Powers-Johnson, Jackson	G	6-3	328	1/23/03	Oregon	Draper, Utah	D2
Putnam, Will	C	6-4	301	8/13/00	Clemson	Tampa, Fla.	FA
Richardson, Decamerion	CB	6-2	188	3/16/01	Mississippi State	Cullen, La.	D4
Sanford, Phalen	S	5-11	197	12/09/99	Nebraska	Benkelman, Neb.	FA
Shannon, Noah	DT	6-0	285	3/16/00	Iowa	Aurora, Ill.	FA
Sheppard, Ja'Quan	CB	6-2	199	4/12/00	Maryland	Zephyrhills, Fla.	FA
Shenker, John Samuel (1)	TE	6-4	249	9/02/98	Auburn	Hurtsboro, Ala.	FA-23
Stone Jr., Ron	DE	6-3	247	5/26/00	Washington State	San Jose, Calif.	FA
Taylor, Trey	S	6-1	206	1/30/01	Air Force	Frisco, Texas	D7a
Wagner, Dalton (1)	T	6-8	320	10/05/98	Arkansas	Spring Grove, Ill.	FA-23
Williams, Rayshad	CB	6-2	209	2/26/00	Texas Tech	Memphis, Tenn.	FA

The term **NFL Rookie** is defined as a player who is in his first season of professional football and has not been on the roster of another professional football team for any regular-season or postseason games. A **Rookie** is designated by an "R" on NFL rosters. Players who have been active in another professional football league or players who have NFL experience, including either preseason training camp or being on an Active List or Inactive List, or on Reserve/Injured or Reserve/Physically Unable to Perform for fewer than six regular-season games, are termed **NFL First-Year Players**. An **NFL First-Year Player** is designated by a "\*" on NFL rosters. Thereafter, a player is credited with an additional year of experience for each season in which he accumulates six games on the Active List or Inactive List, or on Reserve/Injured or Reserve/Physically Unable to Perform.

Log on to [www.raiders.com](http://www.raiders.com) for an up-to-date roster.

# LOS ANGELES CHARGERS



## American Football Conference West Division

**One Charger Way**  
El Segundo, CA 90245  
Telephone: (714) 540-7100

**Team Colors:** Powder Blue, Sunshine Gold,  
White, Navy (Color Rush only),

## 2024 SCHEDULE

### PRESEASON

Aug. 10 **Seattle** ..... 4:05 PM  
Aug. 17 **L.A. Rams** ..... 4:05 PM  
Aug. 24 at Dallas ..... 1:00 PM

### REGULAR SEASON

Sep. 8 **Las Vegas** ..... 1:05 PM  
Sep. 15 at Carolina ..... 10:00 AM  
Sep. 22 at Pittsburgh ..... 10:00 AM  
Sep. 29 **Kansas City** ..... 1:25 PM  
BYE  
Oct. 13 at Denver ..... 1:05 PM  
Oct. 21 at Arizona (Mon) ..... 6:00 PM  
Oct. 27 **New Orleans** ..... 1:05 PM  
Nov. 3 at Cleveland ..... 10:00 AM  
Nov. 10 **Tennessee** ..... 1:05 PM  
Nov. 17 **Cincinnati** ..... 1:25 PM  
Nov. 25 **Baltimore** (Mon) ..... 5:15 PM  
Dec. 1 at Atlanta ..... 10:00 AM  
Dec. 8 at Kansas City ..... 5:20 PM  
Dec. 15 **Tampa Bay** ..... 1:25 PM  
Dec. 22 **Denver** ..... 1:05 PM  
TBD at New England ..... TBD  
TBD at Las Vegas ..... TBD

*\*All times PT; During the Flex Scheduling Windows, the games initially scheduled for Sunday Night Football, Monday Night Football, and Thursday Night Football are tentatively scheduled and subject to change.*

**Stadium:** SoFi Stadium  
1000 S. Prairie Ave.  
Inglewood, CA 90301

**Opened:** 2020  
**Capacity:** 71,500  
**Playing Surface:** Artificial Turf  
(Hellas 44oz. Matrix System)

**Training Camp:**  
The Bolt  
One Charger Way  
El Segundo, CA 90245

## CLUB OFFICIALS

Owner and Chairman of the Board:  
Dean A. Spanos  
Owner and Vice Chairman: Michael A. Spanos  
President, Business Operations: A.G. Spanos  
President, Football Operations:  
John Spanos  
Executive Vice President — Chief  
Operating Officer: Jeanne M. Bonk  
Executive Vice President, Football  
Administration/Player Finance: Ed McGuire  
Chief of Staff and Counselor: Fred Maas  
General Manager: Joe Hortiz  
Assistant General Manager: Chad Alexander  
Senior Director of Pro Personnel: Louis Clark  
Director of Pro Scouting: Dennis Abraham  
Director of Player Personnel Strategy:  
Corey Krawiec  
Senior Director of College Scouting: Kevin Kelly  
Assistant Director of Pro Scouting: Tyler Lyon  
Director of Football Administration:  
Katie Sylvan  
Director of Player Health, Wellness and  
Performance: Marco Zucconi  
Head Athletic Trainer: Salvador Lopez  
Team Dietician: Paige Crawford  
Director of Video Operations: Brian Duddy  
Senior Director of Player Engagement:  
Arthur Hightower  
Director, Equipment Operations: Chris Smith  
Head Groundskeeper: Ryan Rowland  
Director of Football Operations:  
John Wiedmeier  
Director, Football Logistics: Christina DeRuyter  
Chief Administration Officer: Catherine B. Iste  
Chief Financial Officer: Yuman Pirzada  
Chief Partnerships Officer: Corey Norkin  
Senior Vice President, Communications &  
External Affairs: Josh Rupprecht  
Senior Vice President, Content &  
Production: Jason Lavine  
Senior Vice President, Consumer Revenue  
& Insights: Megan Bell  
Vice President, Partnerships & Partnership  
Management: Kacey Florence  
Vice President, Partnerships & Business  
Development: Bill Pedigo  
Vice President, Chargers LUX: Kevin Gessay  
Vice President, Marketing Communications  
& Alumni Affairs: Jennifer Rojas  
Vice President, Cultural Programs &  
Development: James Collins  
Vice President, Entertainment Teams &  
Programs: Lisa Simmons  
Vice President, Community Partnerships:  
Heather Birdsall  
Senior Director, Production: Tyler Pino  
Senior Director, Digital and Social Media:  
Megan Julian  
Senior Director, Strategy & Analytics:  
Tyler Glassman  
Senior Director, Membership Services:  
Jessica Elliott  
Senior Director, Events & Stadium  
Operations: Maria Garcia  
Senior Director, Cultural Affairs:  
Liliana T. Pérez  
Director of Security: Bill Stetson  
Director, Facilities & Construction: Jon Lucas  
Director, Project Management: Abe Garcia  
Director, Creative Video: David Bretto  
Director, Organic Social Media: Allie Raymond  
Director, Business Intelligence:  
Courtney Bustamante  
Director, Ticket Operations: Kris Moerschel  
Director, LUX Sales: Jonathan Jackowski  
Director, Sales: Brian Bracci  
Director, Marketing: Rachel Books

## COACHING HISTORY

**Los Angeles 1960, 2017-present;**  
**San Diego 1961-2016**  
(495-508-11)

*Records include postseason games*

1960-69	Sid Gillman*	83-51-6
1969-70	Charlie Waller	9-7-3
1971	Sid Gillman**	4-6-0
1971-73	Harland Svare***	7-17-2
1973	Ron Waller	1-5-0
1974-78	Tommy Prothro****	21-39-0
1978-86	Don Coryell#	72-60-0
1986-88	Al Saunders	17-22-0
1989-91	Dan Henning	16-32-0
1992-96	Bobby Ross	50-36-0
1997-98	Kevin Gilbride##	6-16-0
1998	June Jones	3-7-0
1999-2001	Mike Riley	14-34-0
2002-06	Marty Schottenheimer	47-35-0
2007-12	Norv Turner	59-43-0
2013-16	Mike McCoy	28-38-0
2017-20	Anthony Lynn	34-32-0
2021-23	Brandon Staley###	24-25-0
2023	Giff Smith	0-3-0
2024-	Jim Harbaugh	0-0-0

\* Retired after nine games in 1969

\*\* Resigned after 10 games in 1971

\*\*\* Resigned after eight games in 1973

\*\*\*\* Resigned after four games in 1978

# Resigned after eight games in 1986

## Released after six games in 1998

### Released after 14 games in 2023

## PAID ATTENDANCE, 2023

Home 604,012      Away 544,961  
Total 1,148,973  
Single-game home record,  
70,240, many times (last: 12/10/23)  
Single-season home record,  
604,012 (2023)

## 2024 DRAFT CHOICES

Rd	Name	Pos	College
1	Joe Alt	T	Notre Dame
2	Ladd McConkey	WR	Georgia
3	Junior Colson	LB	Michigan
4	Justin Eboigbe	DL	Alabama
5	Tarheeb Still	CB	Maryland
5	Cam Hart	CB	Notre Dame
6	Kimani Vidal	RB	Troy
7	Brenden Rice	WR	Southern California
7	Cornelius Johnson	WR	Michigan

# LOS ANGELES CHARGERS

## 2023 TEAM RECORD

### REGULAR SEASON (5-12)

Date	Opponent	Result
Sept. 10	MIAMI	L 34-36
Sept. 17	at Tennessee (OT)	L 24-27
Sept. 24	at Minnesota	W 28-24
Oct. 1	LAS VEGAS	W 24-17
Oct. 16	DALLAS	L 17-20
Oct. 22	at Kansas City	L 17-31
Oct. 29	CHICAGO	W 30-13
Nov. 6	at N.Y. Jets	W 27-6
Nov. 12	DETROIT	L 38-41
Nov. 19	at Green Bay	L 20-23
Nov. 26	BALTIMORE	L 10-20
Dec. 3	at New England	W 6-0
Dec. 10	DENVER	L 7-24
Dec. 14	at Las Vegas	L 21-63
Dec. 23	BUFFALO	L 22-24
Dec. 31	at Denver	L 9-16
Jan. 7	KANSAS CITY	L 12-13

### SCORE BY PERIODS

Team	74	115	49	108	0	—	346
Opponents	72	152	71	100	3	—	398

## 2023 TEAM STATISTICS

	Team	Opp.
Total First Downs	319	344
Rushing	89	110
Passing	204	203
Penalty	26	31
3rd Down: Made/Att	91/237	89/232
3rd Down Pct.	38.4	38.4
4th Down: Made/Att	15/32	19/32
4th Down Pct.	46.9	59.4
Possession Avg.	28:48	31:12
Total Net Yards	5599	6170
Avg. Per Game	329.4	362.9
Total Plays	1106	1113
Avg. Per Play	5.1	5.5
Net Yards Rushing	1642	1924
Avg. Per Game	96.6	113.2
Total Rushes	431	467
Net Yards Passing	3957	4246
Avg. Per Game	232.8	249.8
Sacked/Yards Lost	43/355	48/334
Gross Yards	4312	4580
Att./Completions	632/409	598/389
Completion Pct.	64.7	65.1
Had Intercepted	8	9
Punts/Average	75/46.3	74/48.6
Net Punting Avg.	75/42.3	74/41.5
Penalties/Yards	79/725	104/801
Fumbles/Ball Lost	25/13	23/12
Touchdowns	36	47
Rushing	11	18
Passing	24	26
Returns	1	3

## 2023 INDIVIDUAL STATISTICS

PASSING	Att	Cmp	Yds	Cmp%	Yds/Att	TD	TD%	Int	Int%	LG	Sk/Lost	Rtng
Herbert	456	297	3134	65.1	6.87	20	4.4	7	1.5	60	29/233	93.2
Stick	174	111	1129	63.8	6.49	3	1.7	1	0.6	79t	14/122	85.6
K.Allen	2	1	49	50.0	24.50	1	50.0	0	0.0	49t	0/0	135.4
Team	632	409	4312	64.7	6.82	24	3.8	8	1.3	79t	43/355	91.8
Opponents	598	389	4580	65.1	7.66	26	4.3	9	1.5	70	48/334	96.4

SCORING	TD		PAT	FG	Saf	Pts	
	Tot	RuRec					
Dicker	0	0	0	35/35	31/33	0 128	
K.Allen	7	0	7	0	0	42	
Ekeler	6	5	1	0	0	36	
Parham	4	0	4	0	0	24	
Everett	3	0	3	0	0	18	
Herbert	3	0	0	0	0	18	
Johnston	2	0	2	0	0	12	
Kelley	2	2	0	0	0	12	
Palmer	2	0	2	0	0	12	
D.Davis	1	0	0	1	0	6	
Erickson	1	0	1	0	0	6	
Fehoko	1	0	1	0	0	6	
Guyton	1	0	1	0	0	6	
Smartt	1	0	1	0	0	6	
Stick	1	1	0	0	0	6	
M.Williams	1	0	1	0	0	6	
Pipkins	0	0	0	0	0	0 2	
Team	36	11	24	1	35/35	31/33	0 346
Opponents	47	18	26	3	44/46	24/27	0 398

2-Pt Conv: Pipkins. Team 1-1. Opponents 0-1.

RUSHING	No.	Yds	Avg	LG	TD
Ekeler	179	628	3.5	55	5
Kelley	107	405	3.8	49t	2
Herbert	52	228	4.4	35	3
Stick	27	144	5.3	21	1
D.Davis	14	101	7.2	51	0
Spiller	37	96	2.6	8	0
Everett	3	10	3.3	6	0
Johnston	3	9	3.0	6	0
K.Allen	2	6	3.0	4	0
Dotson	4	6	1.5	2	0
Palmer	1	6	6.0	6	0
M.Williams	1	3	3.0	3	0
Niemann	1	0	0.0	0	0
Team	431	1642	3.8	55	11
Opponents	467	1924	4.1	75t	18

RECEIVING	No.	Yds	Avg	LG	TD
K.Allen	108	1243	11.5	42	7
Ekeler	51	436	8.5	39t	1
Everett	51	411	8.1	31	3
Palmer	38	581	15.3	79t	2
Johnston	38	431	11.3	57	2
Parham	27	285	10.6	24	4
M.Williams	19	249	13.1	49t	1
Erickson	16	232	14.5	27	1
D.Davis	15	66	4.4	18	0
Smartt	11	155	14.1	51t	1
Guyton	10	89	8.9	18t	1
Kelley	8	32	4.0	6	0
Spiller	6	34	5.7	10	0
Doss	6	33	5.5	9	0
Dotson	2	13	6.5	7	0
Herbert	1	10	10.0	10	0
Fehoko	1	9	9.0	9t	1
Vannett	1	3	3.0	3	0
Team	409	4312	10.5	79t	24
Opponents	389	4580	11.8	70	26

INTERCEPTIONS	No.	Yds	Avg	LG	TD
Samuel	2	8	4.0	8	0
Gilman	2	0	0.0	0	0
Jackson	1	9	9.0	9	0
Taylor	1	8	8.0	8	0
James	1	6	6.0	6	0
M.Davis	1	0	0.0	0	0
Murray	1	0	0.0	0	0
Team	9	31	3.4	9	0
Opponents	8	49	6.1	16t	1

PUNTING	No.	Yds	Avg	NetTB	In20	LG	B
Scott	75	3475	46.3	42.3	4	30	83
Team	75	3475	46.3	42.3	4	30	83
Opponents	74	3595	48.6	41.5	7	32	70

### PUNT

RETURNS	Ret	FC	Yds	Avg	LG	TD
D.Davis	24	29	385	16.0	87t	1
Team	24	29	385	16.0	87t	1
Opponents	28	31	221	7.9	50	0

### KICKOFF

RETURNS	No.	Yds	Avg	LG	TD
D.Davis	17	374	22.0	46	0
Kelley	1	16	16.0	16	0
Team	18	390	21.7	46	0
Opponents	11	213	19.4	40	0

### FIELD

GOALS	1-19	20-29	30-39	40-49	50+
Dicker	0/0	7/7	8/8	9/9	7/9
Team	0/0	7/7	8/8	9/9	7/9
Opponents	0/0	8/8	6/6	10/12	0/1

### SACKS

	No.
Mack	17.0
Bosa	6.5
Fox	5.5
Tuipulotu	4.5
Kendricks	3.5
Joseph-Day	3.0
Murray	3.0
James	2.0
Hollins	1.0
Marlowe	1.0
N.Williams	1.0
Team	48.0
Opponents	43.0



## 2024 COACHING STAFF

### Jim Harbaugh, Head Coach

**Pro Career:** Jim Harbaugh returns to the Chargers as the 19th head coach in franchise history, bringing with him a winning culture, posting a 144-52 record as a collegiate head coach and a 49-22-1 record as an NFL head coach. Harbaugh rejoined the Chargers after spending the past nine years at his alma mater as head football coach for the University of Michigan. Over the last nine seasons at Michigan, he led the Wolverines to an 86-25 record along with three consecutive Big Ten Championships, three straight appearances in the College Football Playoff and a perfect 15-0 record and the 2023 National Championship during his final season in Ann Arbor. During his nine years at Michigan, Harbaugh coached the top defense in the nation, allowing just 291.0 yards per game in that span. Michigan had a top-five defense in the country five times over those nine seasons, including twice as the top-ranked defense in the nation. Harbaugh returned to his alma mater after spending four seasons (2011-14) as the head coach of the San Francisco 49ers, leading the team to a 49-22-1 record and three consecutive NFC Championship Games, including a victory in 2012 to represent the NFC in Super Bowl XLVII. He was named 2011 NFL Coach of the Year by the *Associated Press* after his first season with San Francisco, when he led the 49ers to an NFC West division crown with a 13-3 record. That season, the defense led the NFL with 38 takeaways and ranked No. 1 in rushing defense, allowing just 77.3 yards per game on the ground. Harbaugh coached 17 players to a combined 30 Pro Bowls with the 49ers — the second-most Pro Bowlers in the NFL in that time. Eight of those players were also recognized as AP first-team All-Pro, including linebackers Patrick Willis (twice) and NaVorro Bowman (three times). Over Harbaugh's four years with San Francisco, the 49ers led the NFL in rushing defense (92.0 yards per game), while ranking No. 2 in scoring defense (17.4 points per game), third in total defense (310.2) and No. 4 with 122 takeaways. Career record: 49-22-1.

**Background:** Played quarterback at Michigan (1982-86) before playing quarterback 15 seasons in the National Football League with the Bears (1987-93), Colts (1994-97), Ravens (1998), Chargers (1999-2000) and Panthers (2001). Worked as an assistant for his father, Jack Harbaugh, at Western Kentucky during his NFL playing career. Coached as an offensive assistant for the Raiders from 2002-03 before becoming the head coach at the University of San Diego (2004-06) and Stanford (2007-10).

**Personal:** Born Dec. 23, 1963, in Toledo, Ohio. Harbaugh and his wife, Sarah, have two daughters — Addison and Katherine — and two sons — Jack and John. He also has three adult children — Jay, James Jr., and Grace. Harbaugh's son, Jay, is the special teams coordinator for the Seattle Seahawks. Jim is also the younger brother of Baltimore Ravens head coach John Harbaugh. Their brother-in-law, Tom Crean, is a longtime college head basketball coach and is married to the brothers' sister, Joani.

### ASSISTANT COACHES

**Andy Bischoff,** run game coordinator/tight ends; born Dec. 8, 1970; Fargo, N.D. Center South Dakota 1990-94. No pro playing experience. No college coaching experience. Pro coach: Montreal Alouettes (CFL) 2008-12, Chicago Bears 2013-14, Baltimore Ravens 2015-20, Houston Texans 2021, New York Giants 2022-23. Joined Chargers in 2024.

**NaVorro Bowman;** linebackers; born July 10, 1986; Houston, Texas. Linebacker Penn State 2006-09. Pro: linebacker San Francisco 49ers 2010-17, Oakland Raiders 2017. College coach: Maryland 2023. Pro coach: Joined Chargers in 2024.

**Marcus Brady;** passing game coordinator; born Sept. 24, 1979; San Diego, Calif. Quarterback Cal State Northridge 1998-2001. Pro: quarterback Toronto Argonauts (CFL) 2002-03, Hamilton Tiger-Cats (CFL) 2004-05, Montreal Alouettes (CFL) 2006-08. No college coaching experience. Pro coach: Montreal Alouettes (CFL) 2009-12, Toronto 2024 Argonauts (CFL) 2013-17, Indianapolis Colts 2018-22, Philadelphia Eagles 2023. Joined Chargers in 2024.

**Jonathan Brooks;** head strength & conditioning; born Nov. 22, 1985; Tucson, Ariz. Wide receiver New Mexico 2004-08. No pro playing experience. No college coaching experience. Pro coach: Joined Chargers in 2017.

**Jeff Carpenter;** offensive quality control/wide receivers; born July 10, 1986; Houston, Texas. Safety East Carolina 2004. No pro playing experience. College coach: Penn State 2011-14 and 2018-20, Princeton 2016, Bryant 2017, LSU 2021, Virginia Tech 2022-23. Pro coach: Houston Texans 2015. Joined Chargers in 2024.

**Steve Clinkscale,** defensive backs; born July 10, 1986; Houston, Texas. Defensive back Ashland 1996-99. No pro playing experience. College coach: Ashland 2001-07, Western Carolina 2008, Toledo 2009-11, Illinois 2012, Cincinnati 2013-15, Kentucky 2016-20, Michigan 2021-23. Pro coach: Joined Chargers in 2024.

**Shane Day,** quarterbacks; born Sept. 27, 1974; Manhattan, N.Y. Wide receiver Rhodes College/Kansas State 1994-99. No pro playing experience. High school coach: Auburn (Wash.) Riverside 2001-04. College coach: Michigan 2006, Connecticut 2012-13. Pro coach: San Francisco 49ers 2007-09 and 2019-20, Chicago Bears 2010-11, Washington Redskins 2014-15, Miami Dolphins 2016-18, Los Angeles Chargers 2021-22, Houston Texans 2023. Rejoined Chargers in 2024.

**Mike Devlin,** offensive line; born Nov. 16, 1969; Blacksburg, Va. Guard Iowa 1990-93. Pro guard and center Buffalo Bills 1993-95, Arizona Cardinals 1996-99. College coach: Toledo 2004-05. Pro coach: Arizona Cardinals 2000-03, New York Jets 2006-14, Houston Texans 2015-20, Baltimore Ravens 2022-23. Joined Chargers in 2024.

**Lincoln DeWolf,** performance analyst; born July 10, 1986; Houston, Texas. No college or pro playing experience. College coach: Michigan 2023. Pro coach: Joined Chargers in 2024.

**Mike Elston,** defensive line; born July 10, 1986; Houston, Texas. Outside linebacker Michigan 1993-96. No pro playing experience. College coach: Michigan 1999-2000, Eastern Michigan 2001-03, Central Michigan 2004-06, Cincinnati 2007-09, Notre Dame 2010-21, Michigan 2022-23. Pro coach: Joined Chargers in 2024.

**Ryan Ficken;** special teams coordinator; born Feb. 20, 1980; Aurora, Colo. Wide receiver Arizona State 1998-99. No pro playing experience. College coach: UCLA 2004-06. Pro coach: Minnesota Vikings 2006-21. Joined Chargers in 2022.

**Jonathan Goodwin;** offensive assistant/quarterbacks; born July 10, 1986; Houston, Texas. Center Ohio 1997, Michigan 1998-2001. Pro center New York Jets 2002-05, New Orleans Saints 2006-10 and 2014, San Francisco 49ers 2011-13. High school coach: Charlotte (N.C.) Providence 2023. No college coaching experience. Pro coach: Joined Chargers in 2024.

**Chris Gould,** assistant special teams; born Dec. 10, 1985; Lock Haven, Pa. Punter Virginia 2004-07. Pro kicker Chicago Rush (AFL) 2010-11, Arizona Rattlers (AFL) 2012. College coach: Elmhurst 2012, Syracuse 2013-14. Pro coach: Denver Broncos 2015-21. Joined Chargers in 2022.

**Nick Hardwick,** assistant offensive line; born July 10, 1986; Houston, Texas. Defensive tackle/center Purdue 2001-03. Pro center San Diego Chargers 2004-14. High school coach: Westfield (Ind.) 2022-23. No college coaching experience. Pro coach: Joined Chargers in 2024.

**Ben Herbert,** executive director of player performance; born July 10, 1986; Houston, Texas. Defensive lineman Wisconsin 1998-2001. No pro playing experience. College coach: Wisconsin 2002-12, Arkansas 2013-17, Michigan 2018-23. Pro coach: Joined Chargers in 2024.

**Mike Hiestand,** defensive assistant; born April 13, 1978; San Jose, Calif. Linebacker Illinois State 2008-11. No pro playing experience. College coach: Miami (Ohio) 2012-13, Notre Dame 2014-15, Ave Maria 2016-18. Pro coach: Denver Broncos 2019-21. Joined Chargers in 2022.

**Sanjay Lal,** wide receivers; born July 23, 1969; London, England. Wide receiver Washington 1990-92. Pro wide receiver Oakland Raiders 1995, St. Louis Rams 1998, Scottish Claymores (NFL) 1999. College coach: Los Medanos College 2003, St. Mary's College 2004, California 2004-06. Pro coach: Oakland Raiders 2007-11, New York Jets 2012-14, Buffalo Bills 2015-16, Indianapolis Colts 2017, Dallas Cowboys 2018-19, Seattle Seahawks 2020 and 2022-23, Jacksonville Jaguars 2021. Joined Chargers in 2024.

**Kiel McDonald,** running backs; born July 10, 1986; Houston, Texas. Cornerback Sacramento City College 2002-04, Sacramento State 2005, Idaho 2006. No pro playing experience. High school coach: Gunderson (San Jose, Calif.) 2007-09. College coach: San Jose City College 2010, Arizona State 2011, Eastern Washington 2012-16, Utah 2017-21, Southern California 2022-23. Pro coach: San Francisco 49ers 2010. Joined Chargers in 2024.

**Jesse Minter,** defensive coordinator; born May 9, 1983; Little Rock, Ark. Wide receiver Mount St. Joseph 2002-05. No pro playing experience. College coach: Notre Dame 2006, Cincinnati 2007-08, Indiana State 2009-12, Georgia State 2013-16, Vanderbilt 2021, Michigan 2022-23. Pro coach: Baltimore Ravens 2017-20. Joined Chargers in 2024.

# LOS ANGELES CHARGERS

**Rick Minter**, senior defensive analyst; born Oct. 4, 1954; Nash, Texas. Defensive end Henderson State 1973-76. College coach: Henderson State 1977, Arkansas 1978, Louisiana Tech 1979-80, North Carolina State 1980-82, New Mexico State 1984, Ball State 1985-91, Notre Dame 1992-93, Cincinnati (head coach) 1994-2003, South Carolina 2004, Notre Dame 2005-07, Marshall 2008-09, Indiana State 2010, Kentucky 2011-12, Georgia State 2016, Florida Tech 2017-18, Southern Mississippi 2020, Michigan 2022-23. Pro coach: Philadelphia Eagles 2013-15, Birmingham Iron (USFL) 2019. Joined Chargers in 2024.

**Robert Muschamp**, defensive quality control; born Aug. 4, 1997; Rome, Ga. Tight end Auburn 2015-18. No pro playing experience. College coach: Tennessee 2019-20, Georgia 2021-22. Pro coach: Joined Chargers in 2023.

**Chris O'Leary**, safeties; born July 10, 1986; Houston, Texas. Wide receiver Indiana State 2011-14. No pro playing experience. College coach: Georgia State 2015-16, Florida Tech 2017, Notre Dame 2018-23. Pro coach: Joined Chargers in 2024.

**Ben Rabe**, director of performance analytics; born July 10, 1986; Houston, Texas. Defensive lineman North Central College 2013-16. No pro playing experience. College coach: East Tennessee State 2017-18, Michigan 2019-23. Pro coach: Joined Chargers in 2024.

**Greg Roman**, offensive coordinator; born Aug. 19, 1972; Atlantic City, N.J. Defensive end/linebacker John Carroll 1990-94. No pro playing experience. High school coach: Atlantic City (N.J.) 2008. College coach: Stanford 2009-10. Pro coach: Carolina Panthers 1995-2001, Houston Texans 2002-05, Baltimore Ravens 2006-07 and 2017-22, San Francisco 49ers 2011-14, Buffalo Bills 2015-16. Joined Chargers in 2024.

**Dylan Roney**, defensive assistant; born July 10, 1986; Houston, Texas. Outside linebacker Navy 2014, defensive end Ferris State 2015-17. No pro playing experience. College coach: Ferris State 2018, Western Kentucky 2019, Illinois 2020, Michigan 2021-23. Pro coach: Joined Chargers in 2024.

**Phil Serchia**, offensive assistant; born Nov. 24, 1985; Topanga, Calif. Center/guard Wyoming 2004, Ventura College 2005-06, Colorado State 2007-08. No pro playing experience. College coach: Colorado State 2009-12, Adams State 2013-14, Texas A&M Kingsville 2015-18, Hutchinson (Kan.) C.C. 2020-22. Pro coach: Joined Chargers in 2023.

**Marc Trestman**, senior offensive assistant; born Jan. 15, 1956; Minneapolis, Minn. Quarterback Minnesota 1975-77, Morehead State 1978. Pro defensive back Minnesota Vikings 1978-79. College coach: Miami (Fla.) 1981-84, North Carolina State 2005-06. Pro coach: Minnesota Vikings 1985-86 and 1990-91, Tampa Bay Buccaneers 1987, Cleveland Browns 1988-89, San Francisco 49ers 1995-96, Detroit Lions 1997, Arizona Cardinals 1998-2000, Oakland Raiders 2001-03, Miami Dolphins 2004, New Orleans Saints 2007, Montreal Alouettes (CFL, head coach) 2008-12, Chicago Bears (head coach) 2013-14, Baltimore Ravens 2015-16, Toronto Argonauts (CFL, head coach) 2017-18, Tampa Bay Vipers (XFL, head coach & general manager) 2020. Joined Chargers in 2024.

**Will Tukuafu**, assistant defensive line; born Jan. 3, 1984; Salt Lake City, Utah. Defensive end Scottsdale (Ariz.) C.C. 2005, Oregon 2007-09. Pro defensive end/fullback San Francisco 49ers 2010-13, Seattle Seahawks 2014-17. No college coaching experience. Pro coach: Seattle Seahawks 2021-23. Joined Chargers in 2024.

**Devin Woodhouse**, head strength & conditioning; born Oct. 8, 1990; Pomona, Calif. Attended California Baptist. No college or pro playing experience. College coach: Wisconsin 2021-22, Michigan 2023. Pro coach: Kansas City Chiefs 2014-18, FC Dallas 2019-20. Joined Chargers in 2024.

## RECORD HOLDERS

### INDIVIDUAL RECORDS—CAREER

Rushing (Yds.)	LaDainian Tomlinson, 2001-09 . . . . .12,490
Passing (Yds.)	Philip Rivers, 2004-19 . . . . .59,271
Passing (TDs)	Philip Rivers, 2004-19 . . . . .397
Receiving (No.)	Antonio Gates, 2003-18 . . . . .955
Receiving (Yds.)	Antonio Gates, 2003-18 . . . . .11,841
Interceptions	Gill Byrd, 1983-92 . . . . .42
Punting (Avg.)	Mike Scifres, 2003-15 . . . . .45.2
Punt Return (Avg.)	Darrien Gordon, 1993-96 . . . . .13.7
Kickoff Return (Avg.)	Leslie (Speedy) Duncan, 1964-70 . . . . .25.3
Field Goals	John Carney, 1990-2000 . . . . .261
Touchdowns (Tot.)	LaDainian Tomlinson, 2001-09 . . . . .153
Points	John Carney, 1990-2000 . . . . .1,076
*Sacks	Leslie O'Neal, 1986-95 . . . . .105.5

### INDIVIDUAL RECORDS—SINGLE SEASON

Rushing (Yds.)	LaDainian Tomlinson, 2006 . . . . .1,815
Passing (Yds.)	Justin Herbert, 2021 . . . . .5,014
Passing (TDs)	Justin Herbert, 2021 . . . . .38
Receiving (No.)	Keenan Allen, 2023 . . . . .108
Receiving (Yds.)	Lance Alworth, 1965 . . . . .1,602
Interceptions	Antonio Cromartie, 2007 . . . . .10
Punting (Avg.)	Mike Scifres, 2012 . . . . .48.3
Punt Return (Avg.)	Derius Davis, 2023 . . . . .16.0
Kickoff Return (Avg.)	Keith Lincoln, 1962 . . . . .28.4

Field Goals	John Carney, 1994 . . . . .34
	Nick Novak, 2013 . . . . .34
Touchdowns (Tot.)	LaDainian Tomlinson, 2006 . . . . .**31
Points	LaDainian Tomlinson, 2006 . . . . .**186
*Sacks	Leslie O'Neal, 1992 . . . . .17.0
	Shawne Merriman, 2006 . . . . .17.0
	Khalil Mack, 2023 . . . . .17.0

### INDIVIDUAL RECORDS—SINGLE GAME

Rushing (Yds.)	LaDainian Tomlinson, 12-28-03 . . . . .243
Passing (Yds.)	Philip Rivers, 10-18-15 . . . . .503
Passing (TDs)	Dan Fouts, 11-22-81 . . . . .6
Receiving (No.)	Keenan Allen, 9-24-23 . . . . .18
Receiving (Yds.)	Wes Chandler, 12-20-82 . . . . .260
Interceptions	Many times . . . . .3
	Last time by Antonio Cromartie, 11-11-07
Field Goals	John Carney, 9-5-93, 9-19-93 . . . . .6
	Greg Davis, 10-5-97 . . . . .6
Touchdowns (Tot.)	Kellen Winslow, 11-22-81 . . . . .5
Points	Kellen Winslow, 11-22-81 . . . . .30
*Sacks	Khalil Mack, 10-1-23 . . . . .6.0

\*Sacks became an official statistic in 1982  
\*\*NFL Record

# LOS ANGELES CHARGERS

## 2024 VETERAN ROSTER

No.	Name	Pos.	Ht.	Wt.	Birthdate	NFL		Hometown	How Acq.	'23 Games/ Starts
						Exp.	College			
97	Bosa, Joey	OLB	6-5	280	7/11/95	9	Ohio State	Fort Lauderdale, Fla.	D1-16	9/5
75	Bozeman, Bradley	C	6-5	325	11/24/94	7	Alabama	Roanoke, Ala.	FA-24	17/17*
9	Chark, DJ	WR	6-3	200	9/23/96	7	Louisiana State	Alexandria, La.	FA-24	15/11*
12	Davis, Derius	WR	5-8	165	9/11/00	2	TCU	St. Francisville, La.	D4-23	17/2
11	Dicker, Cameron	K	6-1	216	5/6/00	3	Texas	Austin, Texas	FA-22	17/0
81	Dissly, Will	TE	6-4	265	7/8/96	7	Washington	Bozeman, Mont.	FA-24	16/14*
27	Dobbins, J.K.	RB	5-10	215	12/17/98	5	Ohio State	La Grange, Texas	UFA(Bal)-24	1/1*
42	Dotson, Elijah	RB	5-9	202	1/19/99	2	Northern Colorado	Sacramento, Calif.	FA-23	4/0
48	Dupree, Bud	OLB	6-4	269	2/12/93	10	Kentucky	Macon, Ga.	FA-24	16/16*
43	Dye, Troy	LB	6-3	225	9/18/96	5	Oregon	Norco, Calif.	UFA(Min)-24	15/2*
4	Edwards, Gus	RB	6-1	238	4/13/95	7	Rutgers	Staten Island, N.Y.	UFA(Bal)-24	17/9*
98	Farmer II, Andrew	OLB	6-4	250	4/19/00	2	Lane (Tenn.)	Jacksonville, Fla.	FA-23	8/0
87	Fehoko, Simi	WR	6-4	218	11/5/97	4	Stanford	Salt Lake City, Utah	PS(Pit)-23	6/0
24	Finley, AJ	S	6-0	188	9/14/01	2	Mississippi	Mobile, Ala.	FA-23	12/0
95	Ford, Poona	DL	5-11	310	11/19/95	7	Texas	Hilton Head, S.C.	UFA(Buf)-24	8/0*
56	Fox, Morgan	DL	6-3	275	9/12/94	8	Colorado State-Pueblo	Fountain, Colo.	FA-22	17/4
7	Fulton, Kristian	CB	5-11	197	9/3/98	5	Louisiana State	New Orleans, La.	UFA(Ten)-24	11/11*
32	Gilman, Alohi	S	5-10	201	9/17/97	5	Notre Dame	Laie, Hawaii	D6-20	14/14
47	Harris, Josh	LS	6-1	224	4/27/89	13	Auburn	Carrollton, Ga.	UFA(Atl)-22	17/0
0	Henley, Daiyan	LB	6-0	225	11/18/99	2	Washington State	Los Angeles, Calif.	D3-23	15/0
10	Herbert, Justin	QB	6-6	236	3/19/98	5	Oregon	Eugene, Ore.	D1a-20	13/13
91	Hinton, Christopher	DL	6-4	310	9/14/00	2	Michigan	Johns Creek, Ga.	FA-22	3/0
88	Hurst, Hayden	TE	6-4	245	8/24/93	7	South Carolina	Jacksonville, Fla.	FA-24	9/8*
64	Jaimes, Brenden	OL	6-5	300	5/28/99	4	Nebraska	Austin, Texas	D5-21	14/3
3	James Jr., Derwin	S	6-2	215	8/3/96	7	Florida State	Haines City, Fla.	D1-18	16/16
77	Johnson, Zion	G	6-3	316	11/18/99	3	Boston College	Bowie, Md.	D1-22	15/15
1	Johnston, Quentin	WR	6-2	208	9/6/01	2	TCU	Temple, Texas	D1-23	17/10
67	Leatherwood, Alex	T	6-5	312	1/5/99	3	Alabama	Pensacola, Fla.	FA-24	0/0*
33	Leonard, Deane	DB	6-0	195	11/20/99	3	Mississippi	Calgary, Alberta, Canada	D7a-22	11/3
63	Linsley, Corey	C	6-3	301	7/27/91	11	Ohio State	Boardman, Ohio	UFA(GB)-21	3/3
52	Mack, Khalil	OLB	6-3	269	2/22/91	11	Buffalo	Fort Pierce, Fla.	T(Chi)-22	17/17
99	Matlock, Scott	DL	6-4	296	6/28/00	2	Boise State	Homedale, Idaho	D6-23	12/0
71	McFadden, Jordan	OL	6-2	303	11/16/99	2	Clemson	Spartanburg, S.C.	D5-23	12/2
31	Niemann, Nick	LB	6-3	234	12/2/97	4	Iowa	Sycamore, Ill.	D6a-21	17/4
93	Ogbonnia, Otito	DL	6-4	320	8/25/00	3	UCLA	Houston, Texas	D5-22	8/2
5	Palmer, Joshua	WR	6-1	210	9/22/99	4	Tennessee	Brampton, Ontario, Canada	D3a-21	10/7
89	Parham Jr., Donald	TE	6-8	237	8/16/97	5	Stetson	Lakeland, Fla.	FA-20	14/8
34	Patterson, Jaret	RB	5-8	195	12/23/99	2	Buffalo	Glendale, Md.	FA-23	0*
6	Perryman, Denzel	LB	5-11	240	12/5/92	10	Miami	Coral Gables, Fla.	UFA(Hou)-24	12/11*
79	Pipkins III, Trey	T	6-6	307	9/5/96	6	Sioux Falls	Apple Valley, Minn.	D3-19	17/17
94	Rumph II, Chris	OLB	6-2	244	10/19/98	4	Duke	Gainesville, Fla.	D4-21	6/0
68	Salyer, Jamaree	OL	6-4	325	7/13/00	3	Georgia	Atlanta, Ga.	D6a-22	17/17
26	Samuel Jr., Asante	CB	5-10	180	10/3/99	4	Florida State	Fort Lauderdale, Fla.	D2-21	17/16
73	Sarell, Foster	T	6-6	322	8/28/98	3	Stanford	Tacoma, Wash.	FA-21	17/0
16	Scott, JK	P	6-5	208	10/30/95	6	Alabama	Denver, Colo.	FA-22	17/0
70	Slater, Rashawn	T	6-4	315	3/26/99	4	Northwestern	Sugar Land, Texas	D1-21	17/17
84	Smartt, Stone	TE	6-4	226	10/4/98	3	Old Dominion	Sacramento, Calif.	FA-22	16/3
2	Spiller, Isaiah	RB	6-1	215	8/9/01	3	Texas A&M	Spring, Texas	D4-22	9/0
8	Stick, Easton	QB	6-1	224	9/15/95	6	North Dakota State	Omaha, Neb.	D5-19	5/4
36	Taylor, Ja'Sir	DB	5-10	185	1/8/99	3	Wake Forest	Asbury Park, N.J.	D6b-22	16/6
45	Tuipulotu, Tuli	OLB	6-3	266	9/3/02	2	Southern California	Hawthorne, Calif.	D2-23	17/11
22	Woods, JT	S	6-2	193	6/10/00	3	Baylor	San Antonio, Texas	D3-22	3/0

# LOS ANGELES CHARGERS

\* Bozeman played 17 games with Carolina in '23; Chark played 15 games with Carolina; Clark spent '23 season on L.A. Chargers practice squad; Dissly played 16 games with Seattle; Dobbins played one game with Baltimore; Dupree played 16 games with Atlanta; Dye played 15 games with Minnesota; Edwards played 17 games with Baltimore; Ford played eight games with Buffalo; Fulton played 11 games with Tennessee; Hankins spent '23 season on L.A. Chargers practice squad; Hurst played nine games with Carolina; Leatherwood spent '23 season on Cleveland practice squad; Patterson spent '23 season on L.A. Chargers and Washington practice squad; Perryman played 12 games with Houston; Wilcox spent '23 season on L.A. Chargers practice squad.

Players lost through free agency (nine): C/G Will Clapp (Buf, 14 games with Chargers in '23), CB Michael Davis (Was; 17), RB Austin Ekeler (Was; 14), TE Gerald Everett (Chi; 15), QB Will Grier (Phi; 0), S Jaylenn Hawkins (NE; 10), DL Austin Johnson (Buf; 17), LB Kenneth Murray Jr. (Ten; 15), LB Amen Ogbongbemiga (Chi; 15).

Also played with the Chargers in '23—WR Keenan Allen (13 games in '23), CB Essang Bassey (11), WR Alex Erickson (eight), WR Jalen Guyton (eight), OLB Justin Hollins (seven), TE Hunter Kampmoyer (one), LB Eric Kendricks (15), S Raheem Layne (five), LB Blake Lynch (seven), S Dean Marlowe (16), LB Tanner Muse (10), G/T Austen Pleasants (one), C Cameron Tom (one), TE Nick Vannett (eight), WR Mike Williams (three), DL Nick Williams (14).

## FIRST-YEAR ROSTER

Name	Pos.	Ht.	Wt.	Birthdate	College	Hometown	How Acq.
Alt, Joe	T	6-8	322	2/28/03	Notre Dame	North Oaks, Minn.	D1
Barnhart, Karsen	G	6-5	316	3/2/01	Michigan	Paw Paw, Mich.	FA
Bauman, Casey	QB	6-6	238	5/18/00	Augustana	Everson, Wash.	FA
Benson, Luke	TE	6-4	233	4/6/01	Georgia Tech	Chalfont, Pa.	FA
Clark, Jerrod (1)	DL	6-3	334	11/16/99	Coastal Carolina	Dorchester, Mass.	FA-23
Collins, Chris	OLB	6-5	255	12/14/99	Minnesota	Richmond, Va.	FA
Colson, Junior	LB	6-3	247	12/6/02	Michigan	Franklin, Tenn.	D3
Dent, Akeem	S	6-1	191	1/26/00	Florida State	Pahokee, Fla.	FA
Duggan, Max (1)	QB	6-1	207	3/12/01	TCU	Council Bluffs, Iowa	D7-23
Eboigbe, Justin	DL	6-5	292	4/9/01	Michigan	Forest Park, Ga.	D4
Gill, Jaalen	WR	6-0	185	11/17/99	Fresno State	Columbus, Ohio	FA
Hankins, Matt (1)	CB	5-11	185	2/22/99	Iowa	Lewisville, Texas	FA-23
Harper, Thomas	S	5-10	195	11/5/00	Notre Dame	Knoxville, Tenn.	FA
Hart, Cam	CB	6-2	207	12/5/00	Notre Dame	Baltimore, Md.	D5b
Heins, Zach	TE	6-7	260	4/21/00	South Dakota State	Sioux Falls, S.D.	FA
Jackson, Savion	OLB	6-2	290	11/9/99	North Carolina State	Clayton, N.C.	FA
Jean-Baptiste, Jeremiah	LB	6-2	230	5/31/01	Mississippi	Florida City, Fla.	FA
Johnson, Cornelius	WR	6-3	208	11/29/00	Michigan	Greenwich, Conn.	D7b
Johnson, Jaylen	WR	6-2	194	5/26/00	East Carolina	Duluth, Ga.	FA
Johnson, Leon	WR	6-5	215	6/12/01	Oklahoma State	Bothell, Wash.	FA
Kennedy, Robert	CB	5-10	188	9/30/99	North Carolina State	Jeannette, Pa.	FA
Laing, Brent (1)	C	6-3	304	6/3/99	Minnesota Duluth	Lakeville, Minn.	FA-23
Lee, Shane	LB	6-0	240	12/12/00	Southern California	Burtonsville, Md.	FA
Mason, Ben (1)	TE/FB	6-3	265	5/25/99	Michigan	Newtown, Conn.	FA
Mason, Micheal	DL	6-3	280	11/29/00	Coastal Carolina	Florence, S.C.	FA
McConkey, Ladd	WR	6-0	185	11/11/01	Georgia	Chatsworth, Ga.	D2
McLellan, Tyler	T	6-8	355	7/21/99	Campbell	North Charleston, S.C.	FA
Morris-Brash, Tre'Mon	OLB	6-2	245	9/29/00	Central Florida	Richmond, Va.	FA
Okoye, CJ (1)	DL	6-6	315	10/20/01	International Player Pathway Program	Abuja, Nigeria	FA-23
Patrick, Willis	G	6-4	338	5/31/00	TCU	Grand Prairie, Texas	FA
Phillips, Jalyn	S	6-1	205	8/20/01	Clemson	Lawrenceville, Ga.	FA
Rice, Brenden	WR	6-3	210	3/18/02	Southern California	Chandler, Ariz.	D7a
Shelby, Ty (1)	OLB	6-3	249	10/14/98	Louisiana-Monroe	Houston, Texas	FA-22
Still, Tarheeb	CB	6-1	196	6/9/02	Maryland	Sicklerville, N.J.	D5a
Vidal, Kimani	RB	5-8	215	8/28/01	Troy	Marietta, Ga.	D6
Walton, Zamari	CB	6-3	185	5/31/99	Mississippi	Melbourne, Fla.	FA
Wilcox, Chris (1)	CB	6-2	195	10/30/97	Brigham Young	Fontana, Calif.	FA-23
Williams, Bucky	C/G	6-3	300	3/20/00	Appalachian State	Ringgold, Ga.	FA

The term **NFL Rookie** is defined as a player who is in his first season of professional football and has not been on the roster of another professional football team for any regular-season or postseason games. A **Rookie** is designated by an "R" on NFL rosters. Players who have been active in another professional football league or players who have NFL experience, including either preseason training camp or being on an Active List or Inactive List, or on Reserve/Injured or Reserve/Physically Unable to Perform for fewer than six regular-season games, are termed **NFL First-Year Players**. An **NFL First-Year Player** is designated by a "1" on NFL rosters. Thereafter, a player is credited with an additional year of experience for each season in which he accumulates six games on the Active List or Inactive List, or on Reserve/Injured or Reserve/Physically Unable to Perform.

Log on to [www.chargers.com](http://www.chargers.com) for an up-to-date roster.



**American Football Conference  
East Division**

**Baptist Health Training Complex**  
20000 NW 27th Ave.  
Miami Gardens, FL 33056  
Telephone: (954) 452-7000

**Team Colors:** Aqua, Orange and White

**2024 SCHEDULE**

**PRESEASON**

Aug. 9 **Atlanta** .....7:00 PM  
Aug. 17 **Washington** .....7:00 PM  
Aug. 23 at Tampa Bay .....7:30 PM

**REGULAR SEASON**

Sep. 8 **Jacksonville** .....1:00 PM  
Sep. 12 **Buffalo** (Thu) .....8:15 PM  
Sep. 22 at Seattle .....4:05 PM  
Sep. 30 **Tennessee** (Mon) .....7:30 PM  
Oct. 6 at New England .....1:00 PM  
BYE  
Oct. 20 at Indianapolis .....1:00 PM  
Oct. 27 **Arizona** .....1:00 PM  
Nov. 3 at Buffalo .....1:00 PM  
Nov. 11 at L.A. Rams (Mon) .....8:15 PM  
Nov. 17 **Las Vegas** .....1:00 PM  
Nov. 24 **New England** .....1:00 PM  
Nov. 28 at Green Bay (Thanksgiving) 8:20 PM  
Dec. 8 **N.Y. Jets** .....1:00 PM  
Dec. 15 at Houston .....1:00 PM  
Dec. 22 **San Francisco** .....4:25 PM  
Dec. 29 at Cleveland .....8:20 PM  
TBD at N.Y. Jets .....TBD

*\*All times ET; During the Flex Scheduling Windows, the games initially scheduled for Sunday Night Football, Monday Night Football, and Thursday Night Football are tentatively scheduled and subject to change.*

**Stadium:** Hard Rock Stadium  
347 Don Shula Drive  
Miami Gardens, FL 33056

**Opened:** 1987  
**Capacity:** 64,992  
**Playing Surface:** Grass

**Training Camp:**  
Baptist Health Training Complex  
20000 NW 27th Ave.  
Miami Gardens, FL 33056

**CLUB OFFICIALS**

Chairman of the Board/Managing General Partner: Stephen M. Ross  
Vice Chairman/Partner: Bruce Beal Vice Chairman, President and Chief  
Executive Officer: Tom Garfinkel General Manager: Chris Grier  
Senior Vice President, Football & Business Administration: Brandon Shore  
Senior Vice President-Stadium Operations: Todd Boyan  
Senior Vice President-Chief Financial Officer: Chris Clements  
Senior Vice President-Chief Ticketing Officer: Jason Green  
Senior Vice President-Special Projects, Alumni Relations and Advisor to the CEO: Nat Moore  
Senior Vice President-General Counsel: Myles Pistorius  
Senior Vice President-Chief Marketing Officer: Pri Shumate  
Senior Vice President-Chief Commercial Officer: Ged Tarpey  
Senior Vice President-Strategy and Corporate Development: Yi Zhuang  
Special Advisor to the Vice Chairman, President and CEO: Dan Marino  
Vice President of Communications: Anne Noland  
Assistant General Manager: Marvin Allen  
Co-Director of Player Personnel: Adam Engroff  
Co-Director of Player Personnel: Anthony Hunt  
Director of College Scouting: Matt Winston  
Head Athletic Trainer: Kyle Johnston  
Equipment Manager: Joe Cimino  
Senior Director of Team Operations: Scott Bullis  
Video Director: Mike Nobler  
Director of Player Engagement: Alex Martin  
Director of Team Security: Drew Brooks

**COACHING HISTORY**

(516-422-4)

*Records include postseason games*

1966-69	George Wilson .....	15-39-2
1970-95	Don Shula .....	274-147-2
1996-99	Jimmy Johnson .....	38-31-0
2000-04	Dave Wannstedt* .....	43-33-0
2004	Jim Bates .....	3-4-0
2005-06	Nick Saban .....	15-17-0
2007	Cam Cameron .....	1-15-0
2008-11	Tony Sparano** .....	29-33-0
2011	Todd Bowles .....	2-1-0
2012-15	Joe Philbin*** .....	24-28-0
2015	Dan Campbell .....	5-7-0
2016-18	Adam Gase .....	23-26-0
2019-21	Brian Flores .....	24-25-0
2022-	Mike McDaniel .....	20-16-0

\*Resigned after nine games in 2004

\*\*Released after 13 games in 2011

\*\*\*Released after four games in 2015

**PAID ATTENDANCE, 2023**

Home 567,744      Away 519,405  
Total 1,087,149  
Single-game home record,  
75,283 (10/27/96), Hard Rock Stadium  
78,939 (1/2/72), Orange Bowl  
84,331 (10/1/17), Wembley Stadium  
Single-season home record, 592,161  
(1999)

**2024 DRAFT CHOICES**

Rd	Name	Pos	College
1	Chop Robinson	LB	Penn State
2	Patrick Paul	T	Houston
4	Jaylen Wright	RB	Tennessee
5	Mohamed Kamara	LB	Colorado State
6	Malik Washington	WR	Virginia
6	Patrick McMorris	DB	California
7	Tahj Washington	WR	Southern California

# MIAMI DOLPHINS

## 2023 TEAM RECORD

### REGULAR SEASON (11-6)

Date	Opponent	Result
Sept. 10	at L.A. Chargers	W 36-34
Sept. 17	at New England	W 24-17
Sept. 24	DENVER	W 70-20
Oct. 1	at Buffalo	L 20-48
Oct. 8	N.Y. GIANTS	W 31-16
Oct. 15	CAROLINA	W 42-21
Oct. 22	at Philadelphia	L 17-31
Oct. 29	NEW ENGLAND	W 31-17
Nov. 5	at Kansas City	L 14-21
Nov. 19	LAS VEGAS	W 20-13
Nov. 24	at N.Y. Jets	W 34-13
Dec. 3	at Washington	W 45-15
Dec. 11	TENNESSEE	L 27-28
Dec. 17	N.Y. JETS	W 30-0
Dec. 24	DALLAS	W 22-20
Dec. 31	at Baltimore	L 19-56
Jan. 7	BUFFALO	L 14-21

### POSTSEASON (0-1)

Date	Opponent	Result
Jan. 13	at Kansas City	L 7-26

### SCORE BY PERIODS

	1	2	3	4	OT	Total
Team	102	182	104	108	0	496
Opponents	83	128	51	129	0	391

## 2023 TEAM STATISTICS

	Team	Opp.
Total First Downs	360	321
Rushing	113	109
Passing	223	186
Penalty	24	26
3rd Down: Made/Att	85/202	84/216
3rd Down Pct.	42.1	38.9
4th Down: Made/Att	11/25	14/30
4th Down Pct.	44.0	46.7
Possession Avg.	30:10	29:50
Total Net Yards	6822	5411
Avg. Per Game	401.3	318.3
Total Plays	1053	1057
Avg. Per Play	6.5	5.1
Net Yards Rushing	2308	1650
Avg. Per Game	135.8	97.1
Total Rushes	456	433
Net Yards Passing	4514	3761
Avg. Per Game	265.5	221.2
Sacked/Yards Lost	31/184	56/371
Gross Yards	4698	4132
Att./Completions	566/393	568/380
Completion Pct.	69.4	66.9
Had Intercepted	15	15
Punts/Average	53/45.7	67/49.0
Net Punting Avg.	53/40.7	67/43.9
Penalties/Yards	97/767	96/719
Fumbles/Ball Lost	24/10	19/12
Touchdowns	61	48
Rushing	27	15
Passing	30	27
Returns	4	6

## 2023 INDIVIDUAL STATISTICS

PASSING	Att	Cmp	Yds	Cmp%	Yds/Att	TD	TD%	Int	Int%	LG	Sk/Lost	Rtg
Tagovailoa	560	388	4624	69.3	8.26	29	5.2	14	2.5	78t	29/171	101.1
White	6	5	74	83.3	12.33	1	16.7	1	16.7	68t	0/0	118.1
Achane	0	0	0	---	---	0	---	0	---	---	1/6	---
C.Wilson	0	0	0	---	---	0	---	0	---	---	1/7	---
Team	566	393	4698	69.4	8.30	30	5.3	15	2.7	78t	31/184	101.2
Opponents	568	380	4132	66.9	7.27	27	4.8	15	2.6	75t	56/371	93.0

### TD TD TD TD

SCORING	Tot	Ru	Rec	Rt	PAT	FG	Saf	Pts
J.Sanders	0	0	0	0	58/59	24/28	0	130
Mostert	21	18	3	0	0	0	126	
T.Hill	13	0	13	0	0	0	78	
Achane	11	8	3	0	0	0	66	
Waddle	4	0	4	0	0	0	24	
C.Wilson	3	0	3	0	0	0	18	
Ahmed	2	1	1	0	0	0	12	
Baker	1	0	0	1	0	0	6	
Berrios	1	0	1	0	0	0	6	
Chosen	1	0	1	0	0	0	6	
Cracraft	1	0	1	0	0	0	6	
Holland	1	0	0	1	0	0	6	
Sieler	1	0	0	1	0	0	6	
Van Ginkel	1	0	0	1	0	0	6	
Team	61	27	30	4	58/59	24/28	0	496
Opponents	48	15	27	6	45/46	18/21	0	391

2-Pt Conv: Team 0-2. Opponents 2-2.

### RUSHING

	No.	Yds	Avg	LG	TD
Mostert	209	1012	4.8	49	18
Achane	103	800	7.8	76t	8
J.Wilson	41	188	4.6	15	0
Evans	2	16	8.0	13	0
Brooks	19	106	5.6	52	0
Tagovailoa	35	74	2.1	9	0
Ahmed	22	61	2.8	10	1
Ezukanma	5	22	4.4	12	0
T.Hill	6	15	2.5	14	0
Waddle	3	12	4.0	12	0
Berrios	1	11	11.0	11	0
Ingold	2	0	0.0	0	0
White	8	-9	-1.1	0	0
Team	456	2308	5.1	76t	27
Opponents	433	1650	3.8	55	15

### RECEIVING

	No.	Yds	Avg	LG	TD
T.Hill	119	1799	15.1	78t	13
Waddle	72	1014	14.1	60t	4
Smythe	35	366	10.5	22	0
Berrios	27	238	8.8	22	1
Achane	27	197	7.3	23	3
Mostert	25	175	7.0	22	3
C.Wilson	22	296	13.5	31t	3
Ahmed	16	88	5.5	20	1
J.Wilson	14	85	6.1	12	0
Ingold	13	119	9.2	23	0
Cracraft	9	121	13.4	24	1
Claypool	4	26	6.5	15	0
J.Hill	6	48	8.0	18	0
Chosen	4	126	31.5	68t	1
Team	393	4698	12.0	78t	30
Opponents	380	4132	10.9	75t	27

### INTERCEPTIONS

	No.	Yds	Avg	LG	TD
Ramsey	3	52	17.3	49	0
B.Jones	2	40	20.0	40	0
Baker	2	23	11.5	22t	1
Holland	1	99	99.0	99t	1
Van Ginkel	1	33	33.0	33t	1
Apple	1	8	8.0	8	0
Ogbah	1	5	5.0	5	0
Phillips	1	5	5.0	5	0
Sieler	1	5	5.0	5t	1
Elliott	1	0	0.0	0	0
Howard	1	0	0.0	0	0
Team	15	270	18.0	99t	4
Opponents	15	297	19.8	102t	3

### PUNTING

	No.	Yds	Avg	Net	TB	In20	LG	B
Bailey	53	2424	45.7	40.7	3	20	66	0
Team	53	2424	45.7	40.7	3	20	66	0
Opponents	67	3285	49.0	43.9	4	25	68	0

### PUNT

RETURNS	Ret	FC	Yds	Avg	LG	TD
Berrios	23	24	235	10.2	19	0
C.Wilson	4	2	30	7.5	14	0
Team	27	26	265	9.8	19	0
Opponents	17	19	207	12.2	96t	1

### KICKOFF

RETURNS	No.	Yds	Avg	LG	TD
Berrios	18	441	24.5	33	0
Team	18	441	24.5	33	0
Opponents	15	457	30.5	99t	1

### FIELD

GOALS	1-19	20-29	30-39	40-49	50+
J.Sanders	0/0	6/6	7/7	6/8	5/7
Team	0/0	6/6	7/7	6/8	5/7
Opponents	0/0	5/5	6/6	4/5	3/5

### SACKS

	No.
Chubb	11.0
Sieler	10.0
Wilkins	9.0
Phillips	6.5
Van Ginkel	6.0
Ogbah	5.0
Baker	5.0
Ingram	1.5
R.Davis	1.0
Hand	1.0
Kohou	1.0
Long	1.0
Apple	0.5
Bethel	0.5
Riley	0.5
Team	56.0
Opponents	31.0

**2024 COACHING STAFF**

**Mike McDaniel, Head Coach**

**Pro Career:** Mike McDaniel became the 11th head coach in Miami Dolphins history on Feb. 7, 2022. The 2023 season was McDaniel's 17th in the NFL and second as a head coach. McDaniel became the third coach in Dolphins history to make the playoffs his first two seasons. Under his leadership, multiple players reached new career milestones, including six Pro Bowl selections in 2023 and four in 2022. The 2023 Dolphins led the league in total offense (401.3) for the first time in 30 years. The team also led the league in passing offense (265.5), yards per carry (5.1) and fewest quarterback hits allowed (59). Wide receiver Tyreek Hill recorded 119 receptions for 1,799 yards, breaking his own single-season record set in 2022 (1,710). Hill became the first player in Dolphins history to lead the league in receiving yards in a full season and the first player in NFL history to have 1,700+ receiving yards in multiple seasons. Wide receiver Jaylen Waddle finished with 1,014 receiving yards, becoming the first player in franchise history to post three consecutive 1,000-yard receiving seasons. Quarterback Tua Tagovailoa threw for 4,624 yards, leading the league in passing on the way to his first Pro Bowl appearance. Tagovailoa also became the first Dolphins player in 30 years to win AFC Offensive Player of the Month in September. Running back Raheem Mostert in 2022, the Dolphins offense ranked in the top 10 for the first time since 1995. Hill's 119 receptions and 1,710 receiving yards broke Miami's single-season franchise records. Waddle caught 75 passes for 1,356 yards and eight touchdowns and led the league in yards per reception (18.1). Tagovailoa led the NFL in passer rating (105.5) and red-zone passer rating (112.2). McDaniel spent five seasons (2017-21) with the San Francisco 49ers, where he was the team's run game specialist in 2017 before being promoted to run game coordinator in 2018 and again to offensive coordinator in 2021. The 49ers had four offensive players earn Pro Bowl selections and finished seventh in total offense (375.7 yards per game) in 2021. As run game coordinator from 2018-20, McDaniel helped the 49ers finish fifth in rushing (127.0 yards per game) in that span despite having a different lead-rusher in all three seasons. During his five years in San Francisco, the 49ers advanced to the NFC Championship Game twice, winning it in 2019. McDaniel also went to the Super Bowl in 2016 as an offensive assistant in Atlanta, where he served in that role from 2015-16. McDaniel also was wide receivers coach in Cleveland (2014), wide receivers coach (2013) and offensive assistant working with the offensive line (2011-12) in Washington, running backs coach for Sacramento in the United Football League (2009-10) and offensive assistant with the Houston Texans (2006-08). He began his coaching career as an intern in Denver (2005). Career record: 9-9.

**Background:** McDaniel earned a bachelor's degree in history from Yale, where he played wide receiver. No pro playing experience.

**Personal:** Born March 6, 1983, in Aurora, Colo. He and his wife, Katie, have one daughter, Ayla.

**ASSISTANT COACHES**

**Mathieu Araujo,** cornerbacks; born April 22, 1993; Fall River, Mass. Defensive back Bridgewater State 2011-14. No pro playing experience. College coach: Springfield College 2016, Boston College 2017-18, Yale 2019-21. Pro coach: Joined Dolphins in 2022.

**Butch Barry,** offensive line; born March 20, 1978; Sturgeon Bay, Wisc. Offensive lineman Central Michigan 1996-2000. No pro playing experience. College coach: Central Michigan 2002-03, 2010-14, Southwest Minnesota State 2004-05, Michigan Technological 2006-08, North Greenville 2009, Miami (FL) 2019. Pro coach: Tampa Bay Buccaneers 2015-18, Green Bay Packers 2020, San Francisco 49ers 2021, Denver Broncos 2022. Joined Dolphins in 2023.

**Joe Barry,** linebackers/run game coordinator; born July 5, 1970, Murphysboro, Ill. Linebacker Michigan 1989-90, Southern California 1991-93. No pro playing experience. College coach: Southern California 1995 and 2010-11, Northern Arizona 1996-98, Nevada-Las Vegas 1999. Pro coach: San Francisco 49ers 2000, Tampa Bay Buccaneers 2001-06 and 2009, Detroit Lions 2007-08, San Diego Chargers 2012-14, Washington Redskins 2015-16, Los Angeles Rams 2017-20, Green Bay Packers 2021-23. Joined Dolphins in 2024.

**Darrell Bevell,** quarterbacks/pass game coordinator; born Jan. 6, 1970; Yuma, Ariz. Quarterback Wisconsin 1992-95. No pro playing experience. College coach: Westmar 1996, Iowa State 1997, Connecticut 1998-99. Pro coach: Green Bay Packers 2000-05, Minnesota Vikings 2006-10, Seattle Seahawks 2011-17, Detroit Lions 2019-20 (interim head coach five games 2020), Jacksonville Jaguars 2021 (interim head coach four games, 2021). Joined Dolphins in 2022.

**Ronnie Bradford,** senior special teams assistant; born Oct. 1, 1970; Minot, N.D. Cornerback Colorado 1989-92. Pro defensive back Denver Broncos 1993-95, Arizona Cardinals 1996, Atlanta Falcons 1997-2001, Minnesota Vikings 2002. College coach: California 2010, Memphis 2011, Louisiana Tech 2013-15, Southern California 2016-18, Montana 2021-23. Pro coach: Denver Broncos 2003-08, Kansas City Chiefs 2009. Joined Dolphins in 2024.

**Austin Clark,** defensive line; born Aug. 3, 1990; Tampa, Fla. Defensive tackle California 2009-14. No pro playing experience. College coach: California 2014-15, Southern California 2016-17, Illinois 2018-19. Pro coach: Joined Dolphins in 2020.

**Kynjee' Cotton,** assistant defensive line; born Oct. 4, 1990; Birmingham, Ala. Defensive lineman Alabama State 2008-11. No pro playing experience. College coach: Alabama State 2012, Alabama 2013, Alabama-Birmingham 2014, Birmingham-Southern 2015, North Carolina 2016-17, West Georgia 2018, Samford 2019-21, Kennesaw State 2022, LSU 2023. Joined Dolphins in 2024.

**Danny Crossman,** special teams coordinator; born Jan. 17, 1967; El Paso, Texas. Defensive back Kansas 1985, Pittsburgh 1987-89. Pro defensive back Washington Redskins 1990, Detroit Lions 1991-92. College coach: U.S. Coast Guard Academy 1993, Western Kentucky 1994-96, Central Florida 1997-98, Georgia Tech 1999-2001, Michigan State 2002. Pro coach: Carolina Panthers 2003-09, Detroit Lions 2010-12, Buffalo Bills 2013-18. Joined Dolphins in 2019.

**Ryan Crow,** outside linebackers; born Jan. 27, 1988; Kalamazoo, Mich. Linebacker Bowling Green State 2007-10. No pro playing experience. College coach: Florida 2010, Purdue 2011-13, Baldwin Wallace 2014-16, Ohio State 2017. Pro coach: Tennessee Titans 2018-23. Joined Dolphins in 2024.

**Brian Duker,** pass game coordinator/secondary; born July 15, 1989; Baltimore, Md. Attended Towson. No college or pro playing experience. College coach: Towson 2007-10, Bryant 2011-12, Missouri 2013-14. Pro coach: Cleveland Browns 2015, San Francisco 49ers 2016, Baltimore Ravens 2018-20, Detroit Lions 2021-23. Joined Dolphins in 2024.

**Jon Embree,** assistant head coach/tight ends; born Oct. 15, 1965; Los Angeles, Calif. Tight end Colorado 1983-86. Pro tight end Los Angeles Rams 1987-89. College coach: Colorado 1991, 1993-2002 and 2011-12 (head coach), UCLA 2003-05. Pro coach: Kansas City Chiefs 2006-08, Washington Redskins 2010, Cleveland Browns 2013, Tampa Bay Buccaneers 2014-16, San Francisco 49ers 2017-21. Joined Dolphins in 2022.

**Rob Everett,** offensive assistant; born May 1, 1980; West Bloomfield, Mich. No college or pro playing experience. College coach: Bridgewater 2016-18, North Carolina 2022, Wisconsin 2023. Pro coach: Memphis Express (AAF) 2019. Joined Dolphins in 2024.

**Parks Frazier,** offensive assistant; born Nov. 20, 1991; Corinth, Miss. Quarterback Murray State 2012-14. No pro playing experience. College coach: Samford 2015, Middle Tennessee State 2015, Arkansas State 2016-17. Pro coach: Indianapolis Colts 2018-22, Carolina Panthers 2023. Joined Dolphins in 2024.

**Chandler Henley,** senior offensive assistant; born June 18, 1983; Littleton, Colo. Wide receiver Yale 2002-06. No pro playing experience. College coach: Vanderbilt 2014, Yale 2015-17. Pro coach: Tennessee Titans 2018-20, Atlanta Falcons 2021. Joined Dolphins in 2022.

**Lemuel Jeanpierre,** assistant offensive line; born May 19, 1987; Orlando, Fla. Offensive lineman South Carolina 2007-10. Pro offensive lineman Seattle Seahawks 2011-15. Pro coach: Seattle Seahawks 2017, Oakland Raiders 2018-19. Joined Dolphins in 2020.

**Jonathan Krause,** offensive assistant; Jan. 18, 1992; San Bernardino, Calif. Wide receiver Vanderbilt 2010-13. Pro wide receiver New England Patriots 2014, Philadelphia Eagles 2015, Tampa Bay Buccaneers 2016, San Diego Chargers 2016, Tennessee Titans 2016. College coach: Oregon 2018-20, UNLV 2021-22, San Diego State 2023. Joined Dolphins in 2024.

**Adam Lachance,** assistant strength and conditioning; born Sept. 5, 1984; Rochester, N.H. Attended Miami (Fla.). No college or pro playing experience. No college coaching experience. Pro coach: Joined Dolphins in 2015.

# MIAMI DOLPHINS

**Max McCaffrey**, offensive assistant; born May 17, 1994; Castle Rock, Colo. Wide receiver Duke 2012-15. Pro wide receiver Jacksonville Jaguars 2017, San Francisco 49ers 2018. College coach: Northern Colorado 2020-22. Pro coach: Joined Dolphins in 2023.

**Matt O'Donnell**, defensive assistant; born April 15, 1990; Tipton, Iowa. Linebacker Brown 2008-11. No pro playing experience. College coach: Duke 2012-13, Southern Mississippi 2014-15, Duke 2016-17, 21, Brown 2022-23. Pro coach: Houston Texans: 2018-20. Joined Dolphins in 2024.

**Dave Puloka**, head strength and conditioning; born Jan. 12, 1979; Arlington, Mass. Linebacker Holy Cross 1997-2000. No pro playing experience. College coach: Stevens Institute of Technology 2005, Virginia 2006. Pro coach: Atlanta Falcons 2007. Joined Dolphins in 2008.

**Sean Ryan**, defensive assistant; born May 1, 1972, Hudson Falls, N.Y. Defensive back/linebacker Hamilton College 1991-94. No pro playing experience. College coach: Siena 1997, Albany 1998-99, Colgate 2000, Boston College 2001-02, Columbia 2003-05, Harvard 2006, South Carolina 2023. Pro coach: New York Giants 2007-15, Houston Texans 2016-18, Detroit Lions 2019-20, Carolina Panthers 2021-22. Joined Dolphins in 2024.

**Roman Sapolu**, offensive assistant; born March 12, 1992; Harbor City, Calif. Offensive lineman Oregon State 2011-14. No pro playing experience. College coach: Nebraska 2015-17, Idaho State 2018, Fresno State 2019-21, Hawai'i 2022-23. Joined Dolphins in 2024.

**DeShawn Shead**, assistant defensive backs; born June 28, 1989; Palmdale, Calif. Defensive back Portland State 2008-11. Pro defensive back Seattle 2012-17, Detroit Lions 2018, New Orleans 2019. No college coaching experience. Pro coach: Seattle Seahawks 2021-23. Joined Dolphins in 2024.

**Ryan Slowik**, defensive backs/pass game specialist; born Dec. 27, 1980; Chicago, Ill. Safety Wisconsin-Oshkosh 2002-03. No pro playing experience. College coach: Wisconsin-Oshkosh 2004, Tennessee 2017. Pro coach: Denver Broncos 2005-08, Arizona Cardinals 2009-2014, New York Jets 2015, Cleveland Browns 2016. Joined Dolphins in 2022.

**Frank Smith**, offensive coordinator; born Feb. 21, 1981; Milwaukee, Wis. Offensive lineman Miami (Ohio) 1999-2003. No pro playing experience. College coach: Miami (Ohio) 2004-05, Butler 2006-09. Pro coach: New Orleans Saints 2010-14, Chicago Bears 2015-17, Oakland/Las Vegas Raiders 2018-20, Los Angeles Chargers 2021. Joined Dolphins in 2022.

**Eric Stutesville**, associate head coach/running backs; born May 29, 1967; Madison, Wis. Defensive back Wisconsin-Whitewater 1985-88. No pro playing experience. College coach: Wingate 1994, Kent State 1995-96. Pro coach: Chicago Bears 1997-2000, New York Giants 2001-03, Buffalo Bills 2004-09, Denver Broncos 2010-17 (interim head coach four games 2010). Joined Dolphins in 2018.

**Anthony Weaver**, defensive coordinator; born July 28, 1980; Killeen, Texas. Defensive end Notre Dame 1998-2001. Pro defensive end Baltimore Ravens 2002-05, Houston Texans 2006-08. College coach: Florida 2010, North Texas 2011. Pro coach: New York Jets 2012, Buffalo Bills 2013, Cleveland Browns 2014-15, Houston Texans 2016-20, Baltimore Ravens 2021-23. Joined Dolphins in 2024.

**Wes Welker**, wide receivers/pass game specialist; born May 1, 1981; Oklahoma City, Okla. Wide receiver Texas Tech 2000-03. Pro wide receiver San Diego Chargers 2004, Miami Dolphins 2004-06, New England Patriots 2007-12, Denver Broncos 2013-14, St. Louis Rams 2015. Pro coach: Houston Texans 2017-18, San Francisco 49ers 2019-21. Joined Dolphins in 2022.

## RECORD HOLDERS

### INDIVIDUAL RECORDS—CAREER

Rushing (Yds.)	Larry Csonka, 1968-74, 1979	6,737
Passing (Yds.)	Dan Marino, 1983-99	61,361
Passing (TDs)	Dan Marino, 1983-99	420
Receiving (No.)	Mark Clayton, 1983-92	550
Receiving (Yds.)	Mark Duper, 1982-92	8,869
Interceptions	Jake Scott, 1970-75	35
Punting (Avg.)	Brandon Fields, 2007-14	46.8
Punt Return (Avg.)	Jeff Ogden, 2000-01	13.7
Kickoff Return (Avg.)	Mercury Morris, 1969-75	26.5
Field Goals	Olindo Mare, 1997-2006	245
Touchdowns (Tot.)	Mark Clayton, 1983-92	82
Points	Olindo Mare, 1997-2006	1,048
*Sacks	Jason Taylor, 1997-2007, 2009, 2011	131.0

### INDIVIDUAL RECORDS—SINGLE SEASON

Rushing (Yds.)	Ricky Williams, 2002	1,853
Passing (Yds.)	Dan Marino, 1984	5,084
Passing (TDs)	Dan Marino, 1984	48
Receiving (No.)	Tyreek Hill, 2022, 2023	119
Receiving (Yds.)	Tyreek Hill, 2023	1,799
Interceptions	Dick Westmoreland, 1967	10
	Xavien Howard, 2020	10
Punting (Avg.)	Brandon Fields, 2012	50.2
Punt Return (Avg.)	Jeff Ogden, 2000	17.0
Kickoff Return (Avg.)	Duriel Harris, 1976	32.9
Field Goals	Olindo Mare, 1999	39
Touchdowns (Tot.)	Mark Clayton, 1984	18
Points	Olindo Mare, 1999	144
	Jason Sanders, 2020	144
*Sacks	Jason Taylor, 2002	18.5

### INDIVIDUAL RECORDS—SINGLE GAME

Rushing (Yds.)	Ricky Williams, 12-1-02	228
Passing (Yds.)	Dan Marino, 10-23-88	521
Passing (TDs)	Bob Griese, 11-24-77	6
	Dan Marino, 9-21-86	6
	Tua Tagovailoa, 9-18-22	6
Receiving (No.)	Chris Chambers, 12-4-05	15
Receiving (Yds.)	Brian Hartline, 9-30-12	253
Interceptions	Dick Anderson, 12-3-73	**4
Field Goals	Jason Sanders, 12-8-19	7
Touchdowns (Tot.)	Paul Warfield, 12-15-73	4
	Mark Ingram, 11-27-94	4
	Ronnie Brown, 9-21-08	4
	Paul Warfield, 12-15-73	24
	Mark Ingram, 11-27-94	24
	Ronnie Brown, 9-21-08	24
	Cameron Wake, 9-30-12	4.5

\*Sacks became an official statistic in 1982

\*\*NFL Record



**2024 VETERAN ROSTER**

No.	Name	Pos.	Ht.	Wt.	Birthdate	NFL Exp.	College	Hometown	How Acq.	'23 Games/ Starts
28	Achane, DeVon	RB	5-9	188	10/13/01	2	Texas A&M	Missouri City, Texas	D3-23	11/4
26	Ahmed, Salvon	RB	5-11	197	12/29/98	5	Washington	Kirkland, Wash.	W(SF)-20	8/0
72	Armstead, Terron	T	6-5	305	7/23/91	12	Arkansas Pine-Bluff	Cahokia, Ill.	UFA(NO)-22	10/10
16	Bailey, Jake	P	6-2	214	6/18/97	6	Stanford	Solana Beach, Calif.	FA-23	17/0
58	Barrett, Shaquill	LB	6-2	250	11/17/92	10	Colorado State	Baltimore, Md.	FA-24	16/16*
3	Beckham Jr., Odell	WR	5-11	200	11/05/92	10	LSU	New Orleans, La.	FA-24	14/6*
56	Bell, Quinton	LB	6-4	251	5/9/96	3	Prairie View A&M	Long Beach, Calif.	FA-23	1/0
0	Berrios, Braxton	WR	5-9	185	10/6/95	7	Miami (Fla.)	Raleigh, N.C.	FA-23	16/1
55	Brewer, Aaron	OL	6-1	295	10/28/97	5	Texas State	Dallas, Texas	UFA(Ten)-24	17/17*
35	Brooks, Chris	RB	6-1	223	1/11/00	2	BYU	Oceanside, Calif.	FA-23	9/0
20	Brooks, Jordyn	LB	6-0	240	10/21/97	5	Texas Tech	Houston, Texas	UFA(Sea)-24	16/16*
47	Brown, Cam	LB	6-5	235	4/1/98	5	Penn State	Burtonsville, Md.	UFA(NYG)-24	16/0*
22	Campbell, Elijah	DB	5-11	200	8/24/95	5	Northern Iowa	St. Paul, Minn.	W(NYJ)-21	15/1
2	Chubb, Bradley	LB	6-4	268	6/24/96	7	NC State	Marietta, Ga.	T(Den)-22	16/16
80	Conner, Tanner	TE	6-3	232	3/20/98	2	Idaho State	Kent, Wash.	FA-22	16/0
66	Cotton, Lester	OL	6-4	330	2/20/96	5	Alabama	Tuscaloosa, Ala.	FA-22	17/8
85	Cracraft, River	WR	6-0	198	11/1/94	6	Washington St.	Rancho Santa Margarita, Calif.	FA-22	10/1
75	Driscoll, Jack	OL	6-5	312	4/1/97	5	Auburn	Madison, Conn.	UFA(Phi)-24	17/1*
74	Eichenberg, Liam	OL	6-6	306	1/19/98	4	Notre Dame	Cleveland, Ohio	D2b-21	16/12
18	Ezukanma, Erik	WR	6-2	206	1/25/00	3	Texas Tech	Fort Worth, Texas	D4-22	2/0
48	Ferguson, Blake	LS	6-3	240	4/21/97	5	LSU	Smyrna, Ga.	D6-20	17/0
88	Fortson Jr., Jody	TE	6-4	226	12/7/95	3	Valdosta State	Buffalo, N.Y.	FA-24	0/0*
29	Fuller, Kendall	CB	5-11	198	2/13/95	9	Virginia Tech	Baltimore, Md.	UFA(Was)-24	15/15*
91	Gallimore, Neville	DT	6-2	302	1/17/97	5	Oklahoma	Ottawa, Canada	UFA(Dal)-24	17/0*
53	Goode, Cameron	LB	6-3	245	4/15/98	2	California	Spring, Texas	D7a-22	17/0
93	Hand, Da'Shawn	DT	6-3	297	11/14/95	7	Alabama	Woodbridge, Va.	FA-23	16/0
98	Harris, Jonathan	DT	6-5	295	8/4/96	4	Lindenwood	Aurora, Ill.	FA-24	17/5*
89	Hill, Julian	TE	6-4	251	7/9/00	2	Campbell	Fayetteville, N.C.	FA-23	15/4
10	Hill, Tyreek	WR	5-10	191	3/1/94	9	West Alabama	Douglas, Ga.	T(KC)-22	16/16
63	Hines, Chasen	OL	6-3	320	4/3/00	2	LSU	Marshall, Texas	FA-23	0/0
8	Holland, Jevon	S	6-1	210	3/3/00	4	Oregon	Coquiltam, Canada	D2a-21	12/12
30	Ingold, Alec	FB	6-1	232	7/9/96	6	Wisconsin	Green Bay, Wis.	FA-22	17/13
73	Jackson, Austin	OL	6-5	320	8/11/99	5	Southern California	Phoenix, Ariz.	D1b-20	16/16
95	Jones, Benito	DT	6-1	335	6/10/97	4	Mississippi	Waynesboro, Miss.	FA-24	17/15*
65	Jones, Robert	OL	6-4	325	1/28/99	4	Middle Tennessee St.	Chicago, Ill.	FA-21	8/5
4	Kohou, Kader	CB	5-10	193	11/28/98	3	TAMU-Commerce	Abidjan, Ivory Coast	FA-22	17/16
70	Lamm, Kendall	T	6-5	308	6/5/92	10	Appalachian St.	Charlotte, N.C.	FA-22	17/8
11	Long Jr., David	LB	5-11	227	10/12/96	6	West Virginia	Cincinnati, Ohio	UFA(Ten)-23	17/17
97	Mack, Isaiah	DT	6-1	299	3/19/96	5	Chattanooga	Tunnel Hill, Ga.	FA-24	0/0*
31	Mostert, Raheem	RB	5-10	205	4/9/92	10	Purdue	New Smyrna Beach, Fla.	UFA(SF)-22	15/15
3	Neal, Siran	CB	6-0	206	8/4/94	7	Jacksonville State	Eufaula, Ala.	FA-24	17/0*
40	Needham, Nik	CB	6-1	196	11/4/96	6	UTEP	Buena Park, Calif.	FA-19	10/0
90	Nixon Sr., Daviyon	DT	6-3	305	12/13/98	3	Iowa	Kenosha, Wis.	FA-24	0/0*
15	Phillips, Jaelan	LB	6-5	263	5/28/99	4	Miami (Fla.)	Redlands, Calif.	D1b-21	8/6
96	Pili, Brandon	DT	6-3	319	4/2/99	2	Southern California	Anchorage, Alaska	FA-23	4/0
21	Poyer, Jordan	S	6-0	191	4/25/91	12	Oregon State	Astoria, Ore.	FA-24	16/0
5	Ramsey, Jalen	CB	6-1	208	10/24/94	9	Florida State	Smyrna, Tenn.	T(LAR)-23	10/10
45	Riley, Duke	LB	6-1	227	8/9/94	8	LSU	Buras, La.	UFA(Phi)-21	17/5
7	Sanders, Jason	K	5-11	195	11/16/95	7	New Mexico	Orange, Calif.	D7b-18	17/0
84	Schwartz, Anthony	WR	6-0	186	9/5/00	3	Auburn	Pembroke Pines, Fla.	FA-23	0/0*
92	Sieler, Zach	DT	6-6	300	9/7/95	7	Ferris State	Pinckney, Mich.	W(Bal)-19	17/17
24	Smith, Cam	CB	6-1	180	12/21/00	2	South Carolina	Blythewood, S.C.	D2-23	15/0
9	Smith, Jonnu	TE	6-3	248	8/22/95	8	FIU	Ocala, Fla.	FA-24	17/6*
71	Smith, Kion	T	6-5	306	10/7/98	2	Fayetteville St.	Lumberton, N.C.	FA-21	9/0
81	Smythe, Durham	TE	6-6	246	8/9/95	7	Notre Dame	Belton, Texas	D4a-18	16/14
1	Tagovailoa, Tua	QB	6-1	227	3/2/98	5	Alabama	Ewa Beach, Hawaii	D1a-20	17/17
94	Tart, Tear	DT	6-2	304	2/28/97	5	FIU	Philadelphia, Pa.	FA-24	13/9*
19	Thompson, Skylar	QB	6-2	219	6/4/97	3	Kansas State	Independence, Mo.	D7b-22	7/2
41	Tindall, Channing	LB	6-2	236	3/28/00	3	Georgia	Columbia, S.C.	D3-22	17/0
17	Waddle, Jaylen	WR	5-10	185	11/25/98	4	Alabama	Houston, Texas	D1a-21	14/14
6	Walker Jr., Anthony	LB	6-1	235	8/8/95	8	Northwestern	Miami, Fla.	UFA(Cle)-24	12/12
14	White, Mike	QB	6-5	216	3/25/95	6	Western Kentucky	Pembroke Pines, Fla.	UFA(NYJ)-23	6/0
23	Wilson Jr., Jeff	RB	6-0	210	11/16/95	7	North Texas	Elkhart, Texas	T(SF)-22	10/0
77	Wynn, Isaiah	OL	6-2	310	12/9/95	7	Georgia	St. Petersburg, Fla.	FA-23	7/7

## MIAMI DOLPHINS

\* Barrett played 16 games with Tampa Bay; Beckham Jr. played 14 games with Baltimore; Brewer played 17 games with Tennessee; Brooks played 16 games with Seattle; Brown played 16 games with New York Giants; Driscoll played 17 games with Philadelphia; Fortson Jr. missed '23 season due to injury; Fuller played 15 games with Washington; Gallimore played 17 games with Dallas; Harris played 17 games with Denver; Jones played 17 games with Detroit; Mack last active with Baltimore in '22; Neal played 17 games with Buffalo; Nixon Sr. last active with Carolina in '22; Poyer played in 16 games with Buffalo; Schwartz last active with Cleveland in '22; Smith played 17 games with Atlanta; Tart played 11 games with Tennessee and two games with Houston.

Players lost through unrestricted free agency (18): CB Eli Apple (10 games in 2023), CB Justin Bethel (17), WR Robbie Chosen (nine), WR Chase Claypool (BUF, nine), DT Raekwon Davis (IND, 17), S DeShon Elliott (PIT, 15), OL Jonothan Harrison (two), OL Robert Hunt (CAR, 11), LB Melvin Ingram (three), S Brandon Jones (DEN, 16), TE Tyler Kroft (nine), LB Calvin Munson (five), LB Andrew Van Ginkel (MIN, 17), DT Christian Wilkins (LV, 17), OL Connor Williams (nine), WR Cedrick Wilson Jr. (NO, 15).

Also played with Dolphins in '22—LB Jerome Baker (13 games), RB Darrynton Evans (two), CB Xavien Howard (13), CB Kelvin Joseph (four), CB Parry Nickerson (five), LB Emmanuel Ogbah (15), LB Jason Pierre-Paul (two), LB Chase Winovich (three).

### FIRST-YEAR ROSTER

Name	Pos.	Ht.	Wt.	Birthdate	College	Hometown	How Acq.
Burton, Je'Quan	WR	5-9	177	3/8/00	Florida Atlantic	West Orlando, Fla.	FA
Bonner, Ethan (1)	CB	6-1	186	10/23/99	Stanford	The Woodlands, Texas	FA-23
Colbert, Jordan	S	6-2	214	3/18/00	Rhode Island	Clinton, Md.	FA
Duck, Storm	CB	6-0	195	12/15/00	Louisville	Boiling Springs, N.C.	FA
Hardison, Gavin	QB	6-2	206	5/15/02	UTEP	Hobbs, N.M.	FA
Hayes, Ryan (1)	T	6-6	305	2/28/00	Michigan	Traverse City, Mich.	D7-23
Johnson, Isaiah	CB	6-3	205	3/29/00	Syracuse	Beverly Hills, Mich.	FA
Jones, Matthew	OL	6-3	316	6/13/99	Ohio State	Brooklyn, N.Y.	FA
Kamara, Mohamed	LB	6-1	248	6/9/00	Colorado State	Newark, N.J.	D5
Matos, Bayron	OT	6-7	313	12/8/00	International Player Pathway Program	Santo Domingo, DR	FA
McMorris, Patrick	S	6-0	206	10/18/01	California	Santa Ana, Calif.	D6b
Meyer, Andrew	OL	6-3	295	1/14/00	UTEP	San Marcos, Calif.	FA
Murphy, Grayson	LB	6-2	249	10/13/00	UCLA	Dallas, Texas	FA
Paul, Patrick	T	6-7	331	11/1/01	Houston	Houston, Texas	D2
Payne, Leonard	DT	6-3	301	9/15/00	Colorado	Los Angeles, Calif.	FA
Perry, Mark	S	6-0	213	5/30/01	TCU	Rancho Cucamonga, Calif.	FA
Robinson, Chop	LB	6-3	254	1/2/03	Penn State	Gaithersburg, Md.	D1
Rucci, Hayden	TE	6-5	247	1/27/01	Wisconsin	Lititz, Pa.	FA
Sanders, Braylon (1)	WR	6-1	190	1/21/99	Mississippi	Hogansville, Ga.	FA-22
Sexton, Mathew (1)	WR	5-10	176	10/17/97	Eastern Michigan	Clinton, Mich.	FA
Vandenburgh, Zeke (1)	LB	6-4	232	1/18/99	Illinois State	Freeport, Ill.	FA-23
Washington, Malik	WR	5-8	191	10/20/00	Virginia	Lawrenceville, Ga.	D6a
Washington, Tahj	WR	5-10	174	5/16/01	Southern California	Marshall, Texas	D7
Wright, Jaylen	RB	5-10	210	4/1/03	Tennessee	Durham, N.C.	D4

The term **NFL Rookie** is defined as a player who is in his first season of professional football and has not been on the roster of another professional football team for any regular-season or postseason games. A **Rookie** is designated by an "R" on NFL rosters. Players who have been active in another professional football league or players who have NFL experience, including either preseason training camp or being on an Active List or Inactive List, or on Reserve/Injured or Reserve/Physically Unable to Perform for fewer than six regular-season games, are termed **NFL First-Year Players**. An **NFL First-Year Player** is designated by a "1" on NFL rosters. Thereafter, a player is credited with an additional year of experience for each season in which he accumulates six games on the Active List or Inactive List, or on Reserve/Injured or Reserve/Physically Unable to Perform.

Log on to [www.miamidolphins.com](http://www.miamidolphins.com) for an up-to-date roster.



## American Football Conference East Division

**Gillette Stadium**  
One Patriot Place  
Foxborough, MA 02035  
Telephone: (508) 543-8200

**Team Colors:** Blue, Red, Silver and White

## 2024 SCHEDULE

### PRESEASON

Aug. 8 **Carolina** .....7:00 PM  
Aug. 15 **Philadelphia** .....7:00 PM  
Aug. 25 at Washington .....8:00 PM

### REGULAR SEASON

Sep. 8 at Cincinnati Bengals .....1:00 PM  
Sep. 15 **Seattle** .....1:00 PM  
Sep. 19 at N.Y. Jets (Thu) .....8:15 PM  
Sep. 29 at San Francisco .....4:05 PM  
Oct. 6 **Miami** .....1:00 PM  
Oct. 13 **Houston** .....1:00 PM  
Oct. 20 at Jacksonville (London) 9:30 AM  
Oct. 27 **N.Y. Jets** .....1:00 PM  
Nov. 3 at Tennessee .....1:00 PM  
Nov. 10 at Chicago .....1:00 PM  
Nov. 17 **L.A. Rams** .....1:00 PM  
Nov. 24 at Miami .....1:00 PM  
Dec. 1 **Indianapolis** .....1:00 PM  
BYE  
Dec. 15 at Arizona .....4:25 PM  
Dec. 22 at Buffalo .....1:00 PM  
TBD **L.A. Chargers** .....TBD  
TBD **Buffalo** .....TBD

*\*All times ET; During the Flex Scheduling Windows, the games initially scheduled for Sunday Night Football, Monday Night Football, and Thursday Night Football are tentatively scheduled and subject to change.*

**Stadium:** Gillette Stadium  
One Patriot Place  
Foxborough, MA 02035

**Opened:** 2002  
**Capacity:** 64,628  
**Playing Surface:** FieldTurf

**Training Camp:**  
Gillette Stadium  
Foxborough, MA 02035

## CLUB OFFICIALS

Chairman & CEO: Robert K. Kraft  
President of the Kraft Group:  
Jonathan A. Kraft  
President, New England Patriots Foundation:  
Josh Kraft  
Senior Vice President of Human Resources,  
The Kraft Group: Robin Boudreau  
Pro Scouting Director: Steve Cargile  
Vice President of Security:  
Bill Christiansen  
Chief Marketing Officer: Jennifer Ferron  
Senior Vice President of Operations:  
John Flaherty  
Executive Vice President of Football  
Business and Senior Advisor to the  
Head Coach: Robyn Glaser  
Director of Player Personnel: Matt Groh  
Vice President of Finance: Mackenzie Hall  
Chief Information Technology Officer:  
Michael Israel  
Vice President of Communications:  
Stacey James  
Publisher and Vice President of Content:  
Fred Kirsch

Vice President of Corporate Sponsorship  
Sales: Murray Kohl  
Director of Research: Richard Miller  
Vice President of Stadium Business  
Development and External Affairs:  
Dan Murphy

Chief Operating Officer: James Nolan  
Vice President of Corporate Relationships:  
David Pearlstein

Vice President of Food and Beverage:  
Paul Potter  
Equipment Manager:  
Preston "Stick" Rogers  
Senior Director, Retail and Hall of Fame  
Operations: Jim Scollins

Senior Executive Producer of Broadcast  
Production: Matt Smith  
Vice President of Site Operations:  
Jason Stone

Vice President of Customer Marketing and  
Brand: Ali Towle

Manager of Cheerleading:  
Alexandria Stavropoulos  
Executive Director of Community Affairs:  
Andre Tippett

Vice President of Sports Medicine and  
Performance/Head Athletic Trainer:  
Jim Whalen

Executive Vice President of Player  
Personnel: Eliot Wolf

## COACHING HISTORY

**Boston 1960-70**  
**(574-442-9)**

*Records include postseason games*

1960-61	Lou Saban*	.....7-12-0
1961-68	Mike Holovak	.....53-47-9
1969-70	Clive Rush**	.....5-16-0
1970-72	John Mazur***	.....9-21-0
1972	Phil Bengtson	.....1-4-0
1973-78	Chuck Fairbanks****	.....46-41-0
1978	Hank Bulough-Ron Erhardt#	.....0-1-0
1979-81	Ron Erhardt	.....21-27-0
1982-84	Ron Meyer##	.....18-16-0
1984-89	Raymond Berry	.....51-41-0
1990	Rod Rust	.....1-15-0
1991-92	Dick MacPherson	.....8-24-0
1993-96	Bill Parcells	.....34-34-0
1997-99	Pete Carroll	.....28-23-0
2000-23	Bill Belichick	.....292-120-0
2024-	Jerod Mayo	.....0-0-0

\*Released after five games in 1961

\*\*Released after seven games in 1970

\*\*\*Resigned after nine games in 1972

\*\*\*\*Suspended for final regular-season game in 1978

#Co-coaches

##Released after eight games in 1984

## PAID ATTENDANCE, 2023

Home 536,416                      Away 575,760  
Total 1,112,176  
Single-game home record,  
71,768 (11/30/08)  
Single-season home record,  
579,182 (2007)

## 2024 DRAFT CHOICES

Rd	Name	Pos	College
1	Drake Maye	QB	North Carolina
2	Ja'Lynn Polk	WR	Washington
3	Caedan Wallace	T	Penn State
4	Layden Robinson	G	Texas A&M
4	Javon Baker	WR	UCF
6	Marcellas Dial	DB	South Carolina
6	Joe Milton	QB	Tennessee
7	Jaheim Bell	TE	Florida State

# NEW ENGLAND PATRIOTS

## 2023 TEAM RECORD

### REGULAR SEASON (4-13)

Date	Opponent	Result
Sept. 10	PHILADELPHIA	L 20-25
Sept. 17	MIAMI	L 17-24
Sept. 24	at N.Y. Jets	W 15-10
Oct. 1	at Dallas	L 3-38
Oct. 8	NEW ORLEANS	L 0-34
Oct. 15	at Las Vegas	L 17-21
Oct. 22	BUFFALO	W 29-25
Oct. 29	at Miami	L 17-31
Nov. 5	WASHINGTON	L 17-20
Nov. 12	INDIANAPOLIS	L 6-10
Nov. 26	at N.Y. Giants	L 7-10
Dec. 3	L.A. CHARGERS	L 0-6
Dec. 7	at Pittsburgh	W 21-18
Dec. 17	KANSAS CITY	L 17-27
Dec. 24	at Denver	W 26-23
Dec. 31	at Buffalo	L 21-27
Jan. 7	N.Y. JETS	L 3-17

### SCORE BY PERIODS

Team	40	81	46	69	0	—	236
Opponents	89	116	56	105	0	—	366

## 2023 TEAM STATISTICS

	Team	Opp.
Total First Downs	261	305
Rushing	93	100
Passing	153	181
Penalty	15	24
3rd Down: Made/Att	67/222	86/237
3rd Down Pct.	30.2	36.3
4th Down: Made/Att	9/25	10/19
4th Down Pct.	36.0	52.6
Possession Avg.	28:03	31:57
Total Net Yards	4696	5127
Avg. Per Game	276.2	301.6
Total Plays	1020	1091
Avg. Per Play	4.6	4.7
Net Yards Rushing	1627	1584
Avg. Per Game	95.7	93.2
Total Rushes	415	480
Net Yards Passing	3069	3543
Avg. Per Game	180.5	208.4
Sacked/Yards Lost	48/323	36/248
Gross Yards	3392	3791
Att./Completions	557/351	575/370
Completion Pct.	63.0	64.3
Had Intercepted	21	10
Punts/Average	98/46.9	86/47.0
Net Punting Avg.	98/40.8	86/42.7
Penalties/Yards	89/676	75/544
Fumbles/Ball Lost	19/8	24/8
Touchdowns	27	38
Rushing	9	14
Passing	16	19
Returns	2	5

## 2023 INDIVIDUAL STATISTICS

PASSING	Att	Cmp	Yds	Cmp%	Yds/Att	TD	TD%	Int	Int%	LG	Sk/Lost	Rtng
Mac Jones	345	224	2120	64.9	6.14	10	2.9	12	3.5	58t	22/127	77.0
Zappe	212	127	1272	59.9	6.00	6	2.8	9	4.2	48	25/191	68.8
Cunningham	0	0	0	---	---	0	---	0	---	---	1/5	---
Team	557	351	3392	63.0	6.09	16	2.9	21	3.8	58t	48/323	73.8
Opponents	575	370	3791	64.3	6.59	19	3.3	10	1.7	51	36/248	86.9

SCORING	TD			PAT	FG	Saf	Pts
	Tot	Ru	Rec				
Ryland	0	0	0	24/25	16/25	0	72
Henry	6	0	6	0	0	0	36
Elliott	5	3	2	0	0	0	30
Bourne	4	0	4	0	0	0	24
Stevenson	4	4	0	0	0	0	24
Gesicki	2	0	2	0	0	0	12
P.Brown	1	0	1	0	0	0	6
Davis	1	0	0	1	0	0	6
Harris	1	1	0	0	0	0	6
Reagor	1	0	0	1	0	0	6
Smith-Schuster	1	0	0	1	0	0	6
Zappe	1	1	0	0	0	0	6
Judon	0	0	0	0	0	1	2
Team	27	9	16	2	24/25	16/25	1236
Opponents	38	14	19	5	31/32	31/38	1366

2-Pt Conv: Team 0-2, Opponents 6-6

RUSHING	No.	Yds	Avg	LG	TD
Elliott	184	642	3.5	17	3
Stevenson	156	619	4.0	64t	4
Mac Jones	26	96	3.7	18	0
Zappe	17	83	4.9	18	1
Harris	16	65	4.1	18t	1
Thomton	3	51	17.0	39	0
Douglas	8	41	5.1	20	0
Reagor	1	17	17.0	17	0
Montgomery	3	9	3.0	7	0
Bourne	1	4	4.0	4	0
Team	415	1627	3.9	64t	9
Opponents	480	1584	3.3	50t	14

RECEIVING	No.	Yds	Avg	LG	TD
Elliott	51	313	6.1	23	2
Douglas	49	561	11.4	42	0
Henry	42	419	10.0	24t	6
Stevenson	38	238	6.3	34	0
Bourne	37	406	11.0	36	4
Parker	33	394	11.9	30	0
Smith-Schuster	29	260	9.0	37	1
Gesicki	29	244	8.4	18	2
P.Brown	13	208	16.0	58t	1
Thomton	13	91	7.0	15	0
Reagor	7	138	19.7	39	0
Montgomery	5	40	8.0	17	0
Harris	3	58	19.3	48	0
Boutte	2	19	9.5	11	0
Strange	0	3	---	3	0
Team	351	3392	9.7	58t	16
Opponents	370	3791	10.2	51	19

INTERCEPTIONS	No.	Yds	Avg	LG	TD
Dugger	2	35	17.5	20	0
Peppers	2	33	16.5	32	0
Ja.Tavai	2	2	1.0	2	0
Mapu	1	20	20.0	20	0
Bryant	1	6	6.0	6	0
Austin	1	0	0.0	0	0
Gonzalez	1	0	0.0	0	0
Team	10	96	9.6	32	0
Opponents	21	435	20.7	70t	4

PUNTING	No.	Yds	Avg	Net Bn	TD	LG	B
Baringer	98	4598	46.9	40.8	8	38	79
Team	98	4598	46.9	40.8	8	38	79
Opponents	86	4042	47.0	42.7	8	41	74

PUNT RETURNS	Ret	FC	Yds	Avg	LG	TD
Bryant	15	12	105	7.0	15	0
Douglas	11	10	56	5.1	25	0
Peppers	4	3	26	6.5	18	0
Mar.Jones	3	1	21	7.0	21	0
Team	33	26	208	6.3	25	0
Opponents	44	24	439	10.0	52	0

KICKOFF RETURNS	No.	Yds	Avg	LG	TD
Montgomery	9	219	24.3	43	0
Reagor	7	221	31.6	98t	1
Bryant	1	11	11.0	11	0
Harris	1	20	20.0	20	0
Team	18	471	26.2	98t	1
Opponents	21	433	20.6	42	0

FIELD GOALS	1-19	20-29	30-39	40-49	50+
Ryland	0/0	4/4	5/7	5/10	2/4
Team	0/0	4/4	5/7	5/10	2/4
Opponents	0/0	8/8	12/13	3/6	8/11

SACKS	No.
Barmore	8.5
Bentley	4.5
Wise	4.5
Judon	4.0
Mac.Wilson	3.5
Uche	3.0
Dugger	1.5
Jennings	1.5
Bryant	1.0
Gonzalez	1.0
Peppers	1.0
Ja.Tavai	1.0
White	1.0
Team	36.0
Opponents	48.0

**2024 COACHING STAFF**

**Jerod Mayo, Head Coach**

**Pro Career:** Jerod Mayo was introduced by Patriots Chairman and CEO Robert Kraft as the 15th head coach in franchise history in a press conference at Gillette Stadium on Jan. 17, 2024. Mayo was drafted by the Patriots in the first round (10th overall) of the 2008 draft out of Tennessee and spent his entire NFL career in New England before retiring following the 2015 season. Mayo played linebacker and appeared in 103 games during his career, racking up 905 total tackles. He was named captain for seven consecutive seasons (2009-15) and is a 2014 Super Bowl Champion. Mayo made the Pro Bowl after the 2010 and 2012 seasons after leading the league in tackles each season. In 2010, he earned Associated Press first-team All-Pro honors. He led the Patriots in total tackles in each of his first five seasons and became just the second Patriots player to win the Associated Press Defensive Rookie of the Year award. Mayo played collegiately at Tennessee from 2005-07 and appeared in 32 games, registering 236 total tackles. Mayo becomes the fourth person to be named head coach after playing for the previous coach (Bill Belichick) with the same team since the 1970 merger. The others are Mike Tice of Minnesota (under Dennis Green), Jack Pardee of Washington (under George Allen) and Bart Starr of Green Bay (under Dan Devine). Following his retirement, Mayo served as an executive in finance at Optum as senior vice president of business development before returning to the Patriots to start his coaching career as inside linebackers coach in 2019. While at Optum from 2016 through 2019, Mayo took the skills and understanding that he mastered in football and transformed himself into a business executive. While at Optum, he worked on consumer solutions with clients and consulted on mergers and acquisitions. In 2019, Mayo returned to the Patriots when he joined Bill Belichick's staff as the inside linebackers coach. In his five seasons with the Patriots, the defense finished in the top-10 in total defense four times. Under Mayo's tutelage in his first coaching season, Dont'a Hightower earned his second career Pro Bowl nod and the defense finished No. 1 in the NFL in total defense (275.9 yards per game) and scoring (14.1 points allowed per game). Without a defensive coordinator by title in the past five seasons, Mayo's role and responsibilities grew each year. Last season, the defense ranked seventh overall in yards allowed. In 2022, the Patriots defense finished the season ranked 8th in yards allowed and tied for second with San Francisco with 30 total takeaways. Matthew Judon tallied career highs in sack totals in back-to-back seasons, recording 12½ sacks in 2021 and 15½ in 2022. The 15½ sacks rank third in team history and for a franchise record 102.5 sack yards. Judon earned his fourth straight Pro Bowl invitation and second straight with the Patriots. He also earned PFWA-All-AFC Team honors and was named the Week 5 AFC Defensive Player of the Week. Josh Uche also recorded career highs in 2022, finishing with 11½ sacks for 49.5 yards. He had six

sacks in a three-game span, second most in team history. Uche earned AFC Player of the Week honors in Week 14 after his three-sack performance against Arizona. In 2023, the Patriots defense finished ranked seventh in total defense. The Patriots allowed just 3.3 yards per rush, the lowest in the NFL in 2023 and the lowest in team history since the 1970 merger. The previous low was 3.4 yards per rush by the 1974 team.

**Background:** Mayo spent four seasons at Tennessee, starting in 26 of 32 games and recorded 236 total tackles 6 ½ sacks and an interception that he returned 34 yards for a touchdown. He served as a co-captain as a senior in 2007 and was an All-American second-team choice and consensus All-Southeastern Conference first-team selection.

**Personal:** Mayo was born Feb. 23, 1986, in Hampton, Va. His brother, Deron, joined the Patriots organization in 2018 as a strength & conditioning assistant coach. Jerod and his wife, Chantel, are the parents of three daughters, Chya, Chyanne and Chylo, and a son, Jerod Jr.

**ASSISTANT COACHES**

**Brian Belichick, safeties;** born Nov. 25, 1991; Cleveland, Ohio. Attended Trinity College. No college or pro playing experience. No college coaching experience. Pro coach: Joined Patriots in 2016.

**Bob Bicknell, tight ends;** born Nov. 13, 1969; Holliston, Mass. Tight end Boston College 1989-91. No pro playing experience. College coach: Boston University 1993-97, Temple 2006, Baylor 2017. Pro coach: Frankfurt Galaxy (NFL) 1998-99, Berlin Thunder (NFL) 2000-03, Cologne Centurions (NFL) 2004-05, Kansas City Chiefs 2007-09, Buffalo Bills 2010-12, Philadelphia Eagles 2013-15, San Francisco 49ers 2016, Cincinnati Bengals 2018-20, New Orleans Saints 2022-23. Joined Patriots in 2024.

**DeMarcus Covington, defensive coordinator;** born March 30, 1989; Birmingham, Ala. Wide receiver Samford 2007-10. No pro playing experience. College coach: Alabama-Birmingham 2012, Mississippi 2013-14, Tennessee-Martin 2015, Eastern Illinois 2016. Pro coach: Joined Patriots in 2017.

**Vinny DePalma, defensive coaching assistant;** born February 12, 1999; Ridgegewood, N.J. Linebacker Boston College 2018-23. No college coaching experience. Joined Patriots in 2024.

**Taylor Embree, running backs;** born Oct. 3, 1988; Denver, Colo. Wide receiver UCLA 2008-11. No pro playing experience. College coach: Nevada-Las Vegas 2012, UCLA 2013-14, Colorado 2020. Pro coach: Kansas City Chiefs 2016, San Francisco 49ers 2017-19, New York Jets 2021-23. Joined Patriots in 2024.

**Dont'a Hightower, inside linebackers;** born March 12, 1990; Lewisburg, Tenn. Linebacker Alabama 2008-11. Pro linebacker New England Patriots 2012-19, 21. No college coaching experience. Joined Patriots in 2024.

**Tyler Hughes, wide receivers;** born Oct. 24, 1979; Salt Lake City, Utah. Wide receiver Snow College 1999-2000. College Coach: Snow College 2004-12, Minot State 2014-16, Ohio State 2013, Washington 2023. Pro coach: New England Patriots 2020-22. Re-joined Patriots in 2024.

**Keith Jones Jr., defensive coaching assistant;** born Jan. 26, 1994; St. Louis, Mo. Defensive lineman Tennessee-Martin 2012-16. Pro defensive lineman Iowa Barnstormers (AFL) 2017-18, Tucson Sugar Skulls (IFL) 2019. College coach: Arkansas State 2021, Arkansas 2022. Pro coach: Joined Patriots in 2023.

**Robert Kugler, assistant offensive line;** born Dec. 11, 1992; Pittsburgh, Pa. Offensive lineman Purdue 2012-15. Pro offensive lineman Buffalo Bills 2016. College coach: Texas-El Paso 2017, Washington 2018-19, Appalachian State 2020. Pro coach: Houston Texans 2021, Carolina Panthers 2022-23. Joined Patriots in 2024.

**Jamael Lett, defensive coaching assistant;** born March 11, 1988; Mobile, Ala. Defensive back Samford 2006-10. No pro playing experience. College coach: Tennessee-Martin 2015, Ohio University 2016, Samford 2017-19, Akron 2020, South Alabama 2021-22, North Carolina 2023. Joined Patriots in 2024.

**Deron Mayo, strength and conditioning;** born March 28, 1989; Hampton, Va. Linebacker Hofstra 2007-09 and Old Dominion 2010. Pro linebacker Calgary Stampeders (CFL) 2012-17. Pro coach: Joined Patriots in 2018.

**Ben McAdoo, senior offensive assistant;** born July 9, 1977; Homer City, Pa. No college or pro playing experience. College coach: Michigan State 2001, Fairfield 2002, Pittsburgh 2003. Pro coach: New Orleans Saints 2004, San Francisco 49ers 2005, Green Bay Packers 2006-13, New York Giants 2014-17 (head coach 2016-17), Jacksonville Jaguars 2020, Dallas Cowboys 2021, Carolina Panthers 2022. Joined Patriots in 2024.

**Michael McCarthy, offensive coaching assistant;** born June 25, 1985; Staten Island, N.Y. Linebacker Widener University years. No pro playing experience. College coach: College of New Jersey 2009, Tulane 2012-13, North Carolina Central 2014, Rutgers 2018, Brown 2019-23. Pro coach: Detroit Lions 2016-17. Joined Patriots in 2024.

# NEW ENGLAND PATRIOTS

**T.C. McCartney**, quarterbacks; born April 24, 1989; Boulder, Colo. Quarterback LSU 2007-10. No pro playing experience. College coach: LSU 2011 and 2016, Colorado 2012-13. Pro coach: Cleveland Browns 2014, San Francisco 49ers 2015 and 2017-18, Denver Broncos 2019, Cleveland Browns 2020-23. Joined Patriots in 2024.

**Brian McDonough**, assistant strength and conditioning; born July 30 1974; Boston, Ma.. Linebacker Umass-Dartmouth 1994-97. No pro playing experience. Joined Patriots in 2024.

**Jerry Montgomery**, defensive line; born Sept. 19, 1979; Los Angeles, Calif. Defensive tackle Iowa 1998-01. No pro playing experience. College coach: Iowa 2002, North Iowa Area CC 2006, Northern Iowa 2007-08, Wyoming 2009-10, Michigan 2011-12, Oklahoma 2013-14. Pro coach: Green Bay Packers 2015-23. Joined Patriots in 2024.

**Mike Pellegrino**, cornerbacks; born July 24, 1993; Oakdale, N.Y. Attended Johns Hopkins. No college or pro playing experience. No college coaching experience. Pro coach: Joined Patriots in 2015.

**Scott Peters**, offensive line; born Nov. 23, 1978; Pleasanton, Calif. Center Arizona State 1997-2000. Pro offensive lineman Philadelphia Eagles 2002, New York Giants 2003, San Francisco 49ers 2004, Carolina Panthers 2006, Arizona Cardinals 2007-09. No college coaching experience. Pro coach: Cleveland Browns 2020-23. Joined Patriots in 2024.

**Tom Quinn**, assistant special teams; born Jan. 27, 1968; Pasadena, Calif. Linebacker Arizona 1986-90. No pro playing experience. College coach: Davidson 1991, James Madison 1992-94, Boston University 1995, Holy Cross 1996-98, San Jose State 1999-2001, Stanford 2002-05, Army 2022. Pro coach: New York Giants 2006-21, Tennessee Titans 2023. Joined Patriots in 2024.

**Evan Rothstein**, assistant quarterbacks; born April 20, 1988; Merick, N.Y. Attended SUNY Cortland. No college or pro playing experience. College coach: SUNY Cortland 2010, Syracuse 2010-11. Pro coach: Detroit Lions 2012-20. Joined Patriots in 2021.

**Jeremy Springer**, special teams coordinator; born Feb. 22, 1989; Los Fresnos, Texas. Linebacker Texas-El Paso 2007-11. No pro playing experience. College coach: Texas A&M 2005-17, Arizona 2018-20 Marshall 2021. Pro coach: Los Angeles Rams 2022-23. Joined Patriots in 2024.

**Coby Tippett**, special teams coaching assistant; born June 24, 1998; Boston, Ma. Defensive back Rhode Island 2020-21, Towson 2017-19. No pro playing experience. College coach: Tufts 2023. Joined Patriots in 2024.

**Tiquan Underwood**, assistant wide receivers; born Feb. 17, 1987; Lawrenceville, N.J., Wide receiver Rutgers 2005-08. Pro wide receiver Jacksonville Jaguars 2009-10, New England Patriots 2011, Tampa Bay Buccaneers 2012-13, Hamilton Tiger Cats (CFL) 2015-16, Montreal Alouettes (CFL) 2016-17. College coach: Lafayette College 2018, Rutgers 2020-21, Pittsburgh 2022-23. Pro coach: Miami Dolphins 2019. Joined Patriots in 2024.

**Alex Van Pelt**, offensive coordinator; born May 1, 1970; Pittsburg, Pa. Quarterback Pittsburgh 1989-92. Pro quarterback Buffalo Bills 1995-2023. College coach: Buffalo 2006. Pro coach: Frankfurt Galaxy (NFL Europe) 2005, Buffalo Bills 2005-09, Tampa Bay Buccaneers 2010-11, Green Bay Packers 2012-17, Cincinnati Bengals 2018-19, Cleveland Browns 2020-23. Joined Patriots in 2024

**Drew Wilkins**, outside linebackers; born Aug. 20, 1987; Doylestown, Pa. Attended Maryland. No college or pro playing experience. Pro coach: Baltimore Ravens 2010-21, New York Giants 2022-23. Joined Patriots in 2024.

**Omar Young**, offensive coaching assistant; born Sept. 3, 1983; Oakland, Calif. No college or pro playing experience. College coach: Savannah State 2004-07, De Anza 2009, Minnesota State Moorhead 2010, San Jose State 2011-12, Colorado 2013-14, South Carolina 2016, Eastern Illinois 2019-21. Pro coach: Oakland Raiders 2007-08, Cleveland Browns 2015, Green Bay Packers 2017-18, Chicago Bears 2022-23. Joined Patriots in 2024.

## RECORD HOLDERS

### INDIVIDUAL RECORDS—CAREER

Rushing (Yds.)	Sam Cunningham, 1973-79, 1981-82 . . . . .5,453
Passing (Yds.)	Tom Brady, 2000-19 . . . . .74,571
Passing (TDs)	Tom Brady, 2000-19 . . . . .541
Receiving (No.)	Wes Welker, 2007-12 . . . . .672
Receiving (Yds.)	Stanley Morgan, 1977-89 . . . . .10,352
Interceptions	Raymond Clayborn, 1977-89 . . . . .36 Ty Law, 1995-2004 . . . . .36
Punting (Avg.)	Jake Bailey, 2019-22 . . . . .45.9
Punt Return (Avg.)	Gunner Olszewski, 2019-21 . . . . .12.6
Kickoff Return (Avg.)	Ellis Hobbs, 2005-08 . . . . .27.7
Field Goals	Stephen Gostkowski, 2006-19 . . . . .374
Touchdowns (Tot.)	Rob Gronkowski, 2010-18 . . . . .80
Points	Stephen Gostkowski, 2006-19 . . . . .1,775
*Sacks	Andre Tippett, 1982-93 . . . . .100.0

### INDIVIDUAL RECORDS—SINGLE SEASON

Rushing (Yds.)	Corey Dillon, 2004 . . . . .1,635
Passing (Yds.)	Tom Brady, 2011 . . . . .5,235
Passing (TDs)	Tom Brady, 2007 . . . . .50
Receiving (No.)	Wes Welker, 2009 . . . . .123
Receiving (Yds.)	Wes Welker, 2011 . . . . .1,569
Interceptions	Ron Hall, 1964 . . . . .11
Punting (Avg.)	Jake Bailey, 2020 . . . . .48.7
Punt Return (Avg.)	Gunner Olszewski, 2020 . . . . .17.3
Kickoff Return (Avg.)	Raymond Clayborn, 1977 . . . . .31.0
Field Goals	Stephen Gostkowski, 2013 . . . . .38
Touchdowns (Tot.)	Randy Moss, 2007 . . . . .**23
Points	Stephen Gostkowski, 2013 . . . . .158
*Sacks	Andre Tippett, 1984 . . . . .18.5

### INDIVIDUAL RECORDS—SINGLE GAME

Rushing (Yds.)	Tony Collins, 9-18-83 . . . . .212
Passing (Yds.)	Tom Brady, 9-12-11 . . . . .517
Passing (TDs)	Tom Brady, 10-21-07, 10-18-09 . . . . .6
Receiving (No.)	Troy Brown, 9-22-02 . . . . .16 Wes Welker, 9-25-11 . . . . .16
Receiving (Yds.)	Wes Welker, 9-25-11 . . . . .217
Interceptions	Many times . . . . .3 Last time by Leigh Bodden 11-22-09
Field Goals	Gino Cappelletti, 10-4-64 . . . . .6
Touchdowns (Tot.)	Randy Moss, 11-18-07 . . . . .4 Jonas Gray, 11-16-04 . . . . .4 Gino Cappelletti, 12-18-65 . . . . .28 Andre Carter, 11-13-11 . . . . .4.0
Points	
*Sacks	

\*Sacks became an official statistic in 1982  
\*\*NFL Record

# NEW ENGLAND PATRIOTS

## 2024 VETERAN ROSTER

No.	Name	Pos.	Ht.	Wt.	Birthdate	NFL Exp.	College	Hometown	How Acq.	'23 Games/ Starts
76	Anderson, Calvin	T	6-5	305	3/25/96	6	Texas	Austin, Texas	UFA(Den)-23	5/2
60	Andrews, David	C	6-2	300	7/10/92	10	Georgia	Johns Creek, Ga.	FA-15	17/17
67	Andrews, Jake	OL	6-3	308	11/11/99	2	Troy	Millbrook, Ala.	D4a-23	16/1
28	Austin, Alex	CB	6-1	191	5/22/01	2	Oregon State	Long Beach, Calif.	D4a-23	8/1*
17	Baringer, Bryce	P	6-2	215	4/26/99	2	Michigan State	Pontiac, Mich.	D6b-23	17/0
90	Barmore, Christian	DT	6-5	315	7/28/99	4	Alabama	Philadelphia, Pa.	D2b-21	17/6
8	Bentley, Ja'Whaun	LB	6-2	250	8/24/96	7	Purdue	Glenarden, Md.	D5-18	16/16
24	Bledsoe, Joshua	S	5-11	207	12/30/98	3	Missouri	Houston, Texas	D6a-21	1/0
29	Bolden, Isaiah	CB	6-2	205	12/16/99	2	Jackson State	Tampa, Fla.	D7-23	0/0*
84	Bourne, Kendrick	WR	6-1	205	8/4/95	8	Eastern Washington	Portland, Ore.	UFA(SF)-21	8/5
80	Boutte, Kayshon	WR	5-11	197	5/7/02	2	Louisiana State	New Iberia, La.	D6a-23	5/0
14	Brissett, Jacoby	QB	6-4	235	12/11/92	9	North Carolina State	West Palm Beach, Fla.	UFA(Was)-24	3/0*
49	Cardona, Joe	LS	6-2	245	4/16/92	10	Navy	El Cajon, Calif.	D5-15	17/0
3	Douglas, DeMario	WR	5-8	192	12/8/00	2	Liberty	Jacksonville, Fla.	D6c-23	14/7
23	Dugger, Kyle	S	6-1	216	3/22/96	5	Lenoir-Rhyne	Decatur, Ga.	D2a-20	17/17
95	Ekuale, Daniel	DT	6-3	310	1/13/94	6	Washington State	Pago Pago Amer. Somoa	FA-21	17/5
53	Elliss, Christian	LB	6-2	231	1/2/99	3	Idaho	Highlands Ranch, Colo.	W(Phi)-23	16/1*
21	Gibson, Antonio	RB	6-0	228	6/23/98	5	Memphis	Stockbridge, Ga.	UFA(Was)-24	16/2*
44	Giles-Harris, Joe	LB	6-2	234	4/1/97	3	Duke	Montvale, N.J.	FA-23	0/0*
92	Godchaux, Davon	DT	6-3	330	11/11/94	8	Louisiana State	Plaquemine, La.	UFA(Mia)-21	17/17
0	Gonzalez, Christian	CB	6-1	205	6/28/02	2	Oregon	The Colony, Texas	D1-23	4/4
59	Hall, Terez	LB	6-2	235	11/18/96	4	Missouri	Lithonia, Ga.	FA-19	0/0*
36	Harris, Kevin	RB	5-10	225	11/17/00	2	South Carolina	Hinesville, Ga.	D61-22	5/1
39	Hasty, JaMyca	RB	5-8	205	9/12/96	5	Baylor	Longview, Tenn.	W(Jax)-23	5/0*
32	Hawkins, Jaylinn	S	6-1	208	8/26/97	5	California	Buena Park, Calif.	UFA(LAC)-24	16/3*
85	Henry, Hunter	TE	6-5	249	12/7/94	9	Arkansas	Little Rock, Ark.	UFA(LAC)-21	14/10
97	Hill, Trysten	DT	6-3	310	3/25/98	5	Central Florida	Live Oak, Fla.	FA-23	1/0
81	Hooper, Austin	TE	6-4	254	10/29/94	9	Stanford	Concord, Calif.	UFA(LV)-24	17/9*
33	Jennings, Anfernee	LB	6-2	255	5/1/97	5	Alabama	Dadeville, Ala.	D3a-20	15/14
31	Jones, Jonathan	CB	5-9	185	9/20/93	9	Auburn	Carrollton, Ga.	D2-16	14/14
25	Jones, Marcus	CB	5-8	188	10/22/98	3	Houston	Enterprise, Ala.	D3-22	2/1
74	Jordan, Michael	G	6-6	315	1/25/98	5	Ohio State	Canton, Mich.	FA-24	0/0
9	Judon, Matthew	LB	6-3	270	8/15/92	9	Grand Valley State	West Bloomfield, Mich	UFA(Bal)-21	4/2
51	Leverett, Nick	G/C	6-3	310	11/11/97	4	North Carolina Central	Salisbury, N.C.	FA-24	3/0*
59	Lowe, Vederian	T	6-5	315	4/17/99	3	Illinois	Rockford, Ill.	T(Min)-23	11/8
68	Mafi, Atonio	G	6-3	330	10/20/00	2	UCLA	Shoreview, Calif.	D5-23	17/5
15	Mapu, Marte	LB	6-3	230	11/8/99	2	Sacramento State	Hawthorne, Ca.	D3-23	17/1
50	McMillan, Raekwon	LB	6-2	250	11/17/95	8	Ohio State	Hinseville, Ga.	UFA(LV)-21	0/0*
82	Nixon, Tre	WR	6-1	190	1/26/98	2	Central Florida	Viera, Fla.	D7-21	0/0*
77	Okorofor, Chukwuma	OL	6-6	320	8/8/97	7	Western Michigan	Southfield, Mich.	FA-24	14/7*
2	Osborn, K.J.	WR	6-0	200	6/10/97	5	Miami (Fla.)	Bradenton, Fla.	UFA(Min)-24	16/12*
71	Owenu, Michael	OL	6-3	350	12/10/97	5	Michigan	Detroit, Mich.	D6a-20	15/15
5	Peppers, Jabrill	S	5-11	217	10/4/95	8	Michigan	Paramus, N.J.	UFA(NYG)-22	15/15
98	Pharms Jr., Jeremiah	DT	6-2	300	10/16/96	2	Friends	Stockton, Calif.	FA-22	12/0
83	Reagor, Jalen	WR	5-11	197	1/2/99	5	TCU	Waxahachie, Texas	FA-23	11/1
74	Reiff, Riley	OL	6-6	310	12/1/88	13	Iowa	Parkston, S.D.	UFA(Chi)-23	1/0
96	Roberts, Sam	DT	6-5	300	4/14/98	3	Northwest Missouri State	Waynesville, Mo.	D6b-22	7/1
37	Ryland, Chad	K	6-0	195	10/15/99	2	Maryland	Lebanon, Pa.	D4b-23	17/0
41	Schooler, Brenden	S	6-2	210	5/30/97	3	Texas	Dana Point, Calif.	FA-22	17/0
13	Slye, Joey	K	5-11	213	4/10/96	6	Virginia Tech	North Stafford, Va.	FA-24	17/0*
7	Smith-Schuster, JuJu	WR	6-1	215	11/22/96	8	Southern California	Long Beach, Calif.	UFA(KC)-23	11/7
62	Sow, Sidy	G	6-5	318	6/10/98	2	Eastern Michigan	Bromont, Quebec	D4c-23	14/13
38	Stevenson, Rhamondre	RB	6-0	227	2/23/98	4	Oklahoma	Las Vegas, Nev.	D4-21	12/12
69	Strange, Cole	G	6-5	310	7/31/98	3	Chattanooga	Knoxville, Tenn.	D1-22	10/10
64	Stueber, Andrew	OL	6-7	318	7/11/99	2	Michigan	Darien, Conn.	D7-22	0/0*
16	Takitaki, Sione	LB	6-1	245	6/8/95	6	Brigham Young	Menifee, Calif.	UFA(Cle)-24	15/7*
48	Tavai, Jahlani	LB	6-2	255	9/28/96	6	Hawaii	Inglewood, Calif.	FA-21	17/16
11	Thornton, Tyquan	WR	6-2	185	8/7/00	3	Baylor	Miami, Fla.	D2-22	9/3
55	Uche, Josh	LB	6-1	240	9/18/98	5	Michigan	Miami, Fla.	D2b-20	15/0
43	Vaughn, Ke'Shawn	RB	5-10	221	5/4/97	5	Vanderbilt	Nashville, Tenn.	FA-23	6/0*
26	Wade, Shaun	CB	6-1	195	9/12/98	4	Ohio State	Jacksonville, Fla.	TR(Bal)-21	14/6
94	Watts, Armon	DT	6-5	307	7/22/96	6	Arkansas	St. Louis, Mo.	UFA(Pit)-24	15/0*
72	Wheatley Jr., Tyrone	T	6-6	320	2/4/97	2	Stony Brook	Buffalo, N.Y.	TR(Cle)-23	2/0
99	White, Keion	DE	6-5	285	1/20/99	2	Georgia Tech	Garner, N.C.	D2-23	16/4
87	Wilcox, Mitchell	TE	6-4	250	11/7/96	4	South Florida	Tarpon Springs, Fla.	UFA(Cin)-24	17/4*
22	Wilson, Marco	CB	6-0	191	3/3/99	4	Florida	Plantation, Fla.	W(An)-23	16/11*
91	Wise, Jr., Deatrich	DE	6-5	280	7/26/94	8	Arkansas	Carrollton, Texas	D4-17	16/13
93	Ximines, Oshane	LB	6-4	254	12/7/95	5	Old Dominion	Ahoskie, N.C.	UFA(NYG)-24	3/0*
4	Zappe, Bailey	QB	6-1	215	4/26/99	3	Western Kentucky	Victoria, Texas	D4c-22	10/6

## NEW ENGLAND PATRIOTS

\* Austin played in three games with Houston; Bolden missed the '23 season due to injury; Brissett played in three games with Washington; Gibson played in 16 games with Washington; Elliss played in 12 games with Philadelphia ; Giles-Harris spent the '23 season on the practice squad; Hasty played in three games with Jacksonville; Hawkins played in six games with Atlanta and 10 games with L.A. Chargers; Hooper played in 17 games with Las Vegas; Jackson played in two games with the L.A. Chargers; Leverett played in two games with Tampa Bay; McMillan missed the '23 season due to injury; Nixon missed the '23 season due to injury; Okorafor played in 14 games with Pittsburgh; Osborn played in 16 games with Minnesota; Slye played in 17 games with Washington; Takitaki played in 15 games with Cleveland; Vaughn played in six games with Tampa Bay; Watts played in 15 games with Pittsburgh, Wilcox played in 17 games with Cincinnati, Ximines played in three games with the N.Y. Giants.

Also played with the Patriots in '23—LB Chris Board (17 games), TE Pharaoh Brown (17), T Trent Brown (11), CB Myles Bryant (17), QB Malik Cunningham (one), S Cody Davis (11), RB Ezekiel Elliott (17), OL James Ferentz (one), TE Mike Gesicki (17), CB J.C. Jackson (nine), DL Lawrence Guy (17), CB Jack Jones (four), QB Mac Jones (11), T Conor McDermott (six), RB Ty Montgomery (13), DB Jalen Mills (17), LB Calvin Munson (three), WR DeVante Parker (13), DB Adrian Phillips (17), WR Matthew Slater (16), TE Matt Sokol (three), DB Ameer Speed (five), Mack Wilson Sr. (17)

### FIRST-YEAR ROSTER

Name	Pos.	Ht.	Wt.	Birthdate	College	Hometown	How Acq.
Hearn, Azizi (1)	CB	6-1	204	6/5/99	UCLA	Oceanside, Calif.	FA-23
Bradley-King, William (1)	DE	6-4	265	12/22/97	Baylor	Kansas City, Mo.	FA-23
Luther, T.J. (1)	WR	5-11	195	5/13/00	Gardner-Webb	Gardner-Webb	FA-23
Baker, Kawaan (1)	WR	6-1	210	8/24/98	South Alabama	College Park, Ga.	FA
Pettway, La'Michael (1)	TE	6-3	250	3/20/97	Iowa State	Atmore, Ala.	FA-23
Maye, Drake	QB	6-4	225	8/20/02	North Carolina	Huntersville, N.C.	D1
Poik, Ja'Lynn	WR	6-1	203	4/11/01	Washington	Lufkin, Texas	D2
Wallace, Caedan	T	6-5	314	4/18/00	Penn State	Robbinsville, N.J.	D3
Robinson, Layden	G	6-3	311	5/3/01	Texas A&M	Manvel, Texas	D4a
Baker, Javon	WR	6-1	202	2/18/02	UCF	Atlanta, Ga.	D4b
Dial, Marcellas	CB	6-0	195	12/6/00	South Carolina	Wioodruff, S.C.	D6a
Milton III, Joe	QB	6-5	246	3/6/00	Tennessee	Orlando, Fla.	D6b
Bell, Jaheim	TE	6-2	241	6/14/01	Florida State	Valdosta, Ga.	D7
Fenwick, DeShaun	RB	6-1	223	12/31/99	Oregon State	Bradenton, Fla.	FA
Ford-Dement, Kaleb	CB	5-11	178	8/17/99	Texas State	Whitehouse, Texas	FA
Henry, Zuri	T	6-6	310	4/12/00	Texas - El Paso	Dallas, Texas	FA
Hunter, Jontrey	LB	6-2	234	6/1/00	Georgia State	Tampa, Fla.	FA
Morgan, John	DE	6-1	252	6/6/00	Arkansas	Hyattsville, Md.	FA
Pettus, Dell	S	5-11	200	6/2/01	Troy	Harvest, Ala.	FA
Turner, Charles	C	6-4	303	6/14/01	Louisiana State	Bradenton, Fla.	FA
Mychal Victor	CB	6-2	205	11/19/99	Alabama State	Pomona, Calif.	FA
Warren, Jacob	T	6-6	251	6/6/00	Tennessee	Knoxville, Tenn.	FA

The term **NFL Rookie** is defined as a player who is in his first season of professional football and has not been on the roster of another professional football team for any regular-season or postseason games. A **Rookie** is designated by an "R" on NFL rosters. Players who have been active in another professional football league or players who have NFL experience, including either preseason training camp or being on an Active List or Inactive List, or on Reserve/Injured or Reserve/Physically Unable to Perform for fewer than six regular-season games, are termed **NFL First-Year Players**. An **NFL First-Year Player** is designated by a "1" on NFL rosters. Thereafter, a player is credited with an additional year of experience for each season in which he accumulates six games on the Active List or Inactive List, or on Reserve/Injured or Reserve/Physically Unable to Perform.

Log on to [www.patriots.com](http://www.patriots.com) for an up-to-date roster.





**American Football Conference  
East Division**

**1 Jets Drive**  
**Florham Park, NJ 07932**  
**Telephone: (973) 549-4800**

**Team Colors:** Green and White

**2024 SCHEDULE**

**PRESEASON**

Aug. 10 **Washington**.....12:00 PM  
 Aug. 17 at Carolina.....7:00 PM  
 Aug. 24 **N.Y. Giants** .....7:30 PM

**REGULAR SEASON**

Sep. 9 at San Francisco (Mon)...8:15 PM  
 Sep. 15 at Tennessee.....1:00 PM  
 Sep. 19 **New England** (Thu).....8:15 PM  
 Sep. 29 **Denver** .....1:00 PM  
 Oct. 6 vs. Minnesota (London)...9:30 AM  
 Oct. 14 **Buffalo** (Mon) .....8:15 PM  
 Oct. 20 at Pittsburgh.....8:20 PM  
 Oct. 27 at New England.....1:00 PM  
 Oct. 31 **Houston** (Thu) .....8:15 PM  
 Nov. 10 at Arizona .....4:25 PM  
 Nov. 17 **Indianapolis** .....8:20 PM  
 BYE  
 Dec. 1 **Seattle** .....1:00 PM  
 Dec. 8 at Miami .....1:00 PM  
 Dec. 15 at Jacksonville.....1:00 PM  
 Dec. 22 **L.A. Rams** .....1:00 PM  
 Dec. 29 at Buffalo .....1:00 PM  
 TBD **Miami** .....TBD

*\*All times ET; During the Flex Scheduling Windows, the games initially scheduled for Sunday Night Football, Monday Night Football, and Thursday Night Football are tentatively scheduled and subject to change.*

**Stadium:** MetLife Stadium  
 East Rutherford, NJ 07073  
**Opened:** 2010  
**Capacity:** 82,500  
**Playing Surface:** FieldTurf CORE

**Training Camp:**  
 Atlantic Health Training Center  
 Florham Park, NJ 07932

**CLUB OFFICIALS**

Chairman: Robert Wood Johnson  
 Vice Chairman: Christopher W. Johnson  
 President: Hymie Elhai  
 General Manager: Joe Douglas  
 EVP and COO: Brian Friedman  
 SVP, Communications and Content:  
 Eric Gelfand  
 SVP, Corporate Partnerships: Ian Lasher  
 VP, News Strategy: Eric Allen  
 VP, Human Resources: Courtney Anderson  
 VP, Finance: Elaine Chen  
 VP, Content Strategy & Marketing:  
 Jessica Ciccone  
 VP, Business Development + Ventures:  
 Jeff Fernandez  
 VP, Ticket Sales and Service: Larry Fitzpatrick  
 VP, Ticket Operations: Jeff Hecker  
 VP, Marketing: Tim Kemp  
 VP, Community Relations: Jesse Linder  
 VP, Partner Management and Sponsorships: Jennifer Linn  
 VP, Finance & Analytics: John MacCarter  
 VP, Security and Facility Operations:  
 Robert Mastroddi  
 VP, Events and Game Operations:  
 Brian Mulligan  
 VP, Information Technology: Tom Murphy  
 VP, Fan Commerce: Chris Pierce  
 VP, Premium Partnerships: Tim Reinhart  
 VP, Communications: Jared Winley  
 Sr. Football Advisor: Phil Savage  
 Sr. Director, Football Administration:  
 David Socie  
 Director, College Scouting: Jon Carr  
 Director, Pro Personnel: Greg Nejmech  
 Director, Football Analytics: Brian Shields  
 Director, Personnel Operations: Dan Zbojovsky  
 National Scouts: Jay Mandolesi, Dom Green  
 College Scouts: Andy Davis,  
 Andrew Dollak, Drew Morris,  
 Chris Nolan, Johnathon Stigall  
 Asst. Director, Pro Personnel: Kevin Murphy  
 Sr. Pro Scout: Evan Ardoin  
 Pro Scouts: Ray Agnew, Dominic Esposito  
 Asst., Personnel Operations: Ryan Darcey  
 Player Personnel Assistants:  
 Jordan Burton, Thomas Witt  
 Asst. Director, Football Administration:  
 Nick Sabella  
 Asst. Director, Personnel Operations:  
 Christina Wedding  
 Head Strength & Conditioning Coach:  
 Mike Nicolini  
 Head Athletic Trainer: David Zuffelato  
 Asst. Strength & Conditioning: Dr. Omar Ahmad,  
 Forrest Hightower, Thomas Myslinski  
 Sr. Associate Athletic Trainer: Bobby Daplyn  
 Asst. Athletic Trainer: Julia Ford  
 Coordinator of Rehab: Greg Rosequist  
 Team Dietician: Nicolette Mense  
 Director, Football Operations: Aaron Degerness  
 Director, Equipment: Gus Granneman  
 Director, Field and Grounds: Blake Hoerr  
 Director, Player Development: David Szott  
 Director, Video: Ryan O'Heir

**COACHING HISTORY**

**New York Titans 1960-62**  
**(440-560-8)**

*Records include postseason games*

1960-61	Sammy Baugh	.....14-14-0
1962	Clyde (Bulldog) Turner	.....5-9-0
1963-73	Weeb Ewbank	.....73-78-6
1974-75	Charley Winner*	.....9-14-0
1975	Ken Shipp	.....1-4-0
1976	Lou Holtz**	.....3-10-0
1976	Mike Holovak	.....0-1-0
1977-82	Walt Michaels	.....41-49-1
1983-89	Joe Walton	.....54-59-1
1990-93	Bruce Coslet	.....26-39-0
1994	Pete Carroll	.....6-10-0
1995-96	Rich Kotite	.....4-28-0
1997-99	Bill Parcells	.....30-20-0
2000	Al Groh	.....9-7-0
2001-05	Herman Edwards	.....41-44-0
2006-08	Eric Mangini	.....23-26-0
2009-14	Rex Ryan	.....50-52-0
2015-18	Todd Bowles	.....24-40-0
2019-20	Adam Gase	.....9-23-0
2021-	Robert Saleh	.....18-33-0

\*Released after nine games in 1975

\*\*Resigned after 13 games in 1976

**PAID ATTENDANCE, 2023**

Home 668,175  
 Away 559,697  
**Total 1,227,872**  
 Single-game home record,  
 83,345 (9/11/23)  
 Single-season home record,  
 668,175 (2023)

**2024 DRAFT CHOICES**

Rd	Name	Pos	College
1	Olu Fashanu	T	Penn State
3	Malachi Corley	WR	Western Kentucky
4	Braelon Allen	RB	Wisconsin
5	Jordan Travis	QB	Florida State
5	Isaiah Davis	RB	South Dakota State
5	Qwan'tez Stiggers	DB	no college
7	Jaylen Key	DB	Alabama

# NEW YORK JETS

## 2023 TEAM RECORD

### REGULAR SEASON (7-10)

Date	Opponent	Result
Sept. 11	BUFFALO (OT)	W 22-16
Sept. 17	at Dallas	L 10-30
Sept. 24	NEW ENGLAND	L 10-15
Oct. 1	KANSAS CITY	L 20-23
Oct. 8	at Denver	W 31-21
Oct. 15	PHILADELPHIA	W 20-14
Oct. 29	at N.Y. Giants (OT)	W 13-10
Nov. 6	L.A. CHARGERS	L 6-27
Nov. 12	at Las Vegas	L 12-16
Nov. 19	at Buffalo	L 6-32
Nov. 24	MIAMI	L 13-34
Dec. 3	ATLANTA	L 8-13
Dec. 10	HOUSTON	W 30-6
Dec. 17	at Miami	L 0-30
Dec. 24	WASHINGTON	W 30-28
Dec. 28	at Cleveland	L 20-37
Jan. 7	at New England	W 17-3

### SCORE BY PERIODS

	1	2	3	4	OT	Total
Team	47	84	44	84	9	268
Opponents	100	125	54	76	0	355

## 2023 TEAM STATISTICS

	Team	Opp.
Total First Downs	260	298
Rushing	77	111
Passing	156	150
Penalty	27	37
3rd Down: Made/Att	61/235	90/242
3rd Down Pct.	26.0	37.2
4th Down: Made/Att	17/29	7/16
4th Down Pct.	58.6	43.8
Possession Avg.	29:01	30:59
Total Net Yards	4566	4969
Avg. Per Game	268.6	292.3
Total Plays	1053	1087
Avg. Per Play	4.3	4.6
Net Yards Rushing	1647	2108
Avg. Per Game	96.9	124.0
Total Rushes	388	517
Net Yards Passing	2919	2861
Avg. Per Game	171.7	168.3
Sacked/Yards Lost	64/454	48/321
Gross Yards	3373	3182
Att./Completions	601/356	522/313
Completion Pct.	59.2	60.0
Had Intercepted	15	17
Punts/Average	99/48.8	93/44.5
Net Punting Avg.	99/41.8	93/40.4
Penalties/Yards	124/945	93/780
Fumbles/Ball Lost	32/18	31/10
Touchdowns	22	36
Rushing	7	14
Passing	11	19
Returns	4	3

## 2023 INDIVIDUAL STATISTICS

PASSING	Att	Cmp	Yds	Cmp%	Yds/Att	TD	TD%	Int	Int%	LG	Sk/Lost	Rtng
Z. Wilson	368	221	2271	60.1	6.17	8	2.2	7	1.9	68t	46/340	77.2
Siemian	153	86	724	56.2	4.73	2	1.3	4	2.6	30	8/40	62.1
Boyle	77	48	360	62.3	4.68	1	1.3	4	5.2	36	9/64	56.2
Morstead	1	1	18	100.0	18.00	0	0.0	0	0.0	18	0/0	118.8
Rodgers	1	0	0	0.0	0.00	0	0.0	0	0.0	---	1/10	39.6
G. Wilson	1	0	0	0.0	0.00	0	0.0	0	0.0	---	0/0	39.6
Team	601	356	3373	59.2	5.61	11	1.8	15	2.5	68t	64/454	70.5
Opponents	522	313	3182	60.0	6.10	19	3.6	17	3.3	81t	48/321	76.0

SCORING	TD		TD		PAT	FG	Saf	Pts
	Tot	Ru	Rec	Rt				
Zuerlein	0	0	0	0	15/16	35/38	0	120
Bre.Hall	9	5	4	0	0	0	0	56
G. Wilson	3	0	3	0	0	0	0	18
Gipson	2	1	0	1	0	0	0	12
Cobb	1	0	1	0	0	0	0	8
Bawden	1	1	0	0	0	0	0	6
Brownlee	1	0	1	0	0	0	0	6
Echols	1	0	0	1	0	0	0	6
Bry.Hall	1	0	0	1	0	0	0	6
J. Johnson	1	0	0	1	0	0	0	6
Lazard	1	0	1	0	0	0	0	6
Uzomah	1	0	1	0	0	0	0	6
Seibert	0	0	0	0	1/1	1/1	0	4
Davis	0	0	0	0	0	0	1	2
Z. Wilson	0	0	0	0	0	0	0	2
Team	22	7	11	4	16/17	36/39	3	268
Opponents	36	14	19	3	31/34	34/39	1	355

2-Pt Conv: Cobb, Bre.Hall, Z. Wilson. Team 3-4.  
Opponents 2-2.

RUSHING	No.	Yds	Avg	LG	TD
Bre.Hall	223	994	4.5	83	5
Cook	67	214	3.2	14	0
Z. Wilson	36	211	5.9	20	0
Abanikanda	22	70	3.2	12	0
Gipson	8	68	8.5	18	1
Siemian	11	40	3.6	13	0
Michael Carter	8	38	4.8	9	0
Boyle	4	5	1.3	2	0
Bawden	2	4	2.0	3	1
Davis	2	3	1.5	4	0
Conklin	1	0	0.0	0	0
G. Wilson	4	0	0.0	6	0
Team	388	1647	4.2	83	7
Opponents	517	2108	4.1	48t	14

RECEIVING	No.	Yds	Avg	LG	TD
Z. Wilson	95	1042	11.0	68t	3
Bre.Hall	76	591	7.8	50t	4
Conklin	61	621	10.2	37	0
Lazard	23	311	13.5	39	1
Gipson	21	229	10.9	36	0
Ruckert	16	151	9.4	23	0
Cook	15	78	5.2	15	0
Michael Carter	15	68	4.5	10	0
Uzomah	8	58	7.3	19	1
Abanikanda	7	43	6.1	13	0
Brownlee	5	56	11.2	24	1
Cobb	5	39	7.8	15t	1
Bawden	3	21	7.0	8	0
Yeboah	2	28	14.0	20	0
Taylor	2	13	6.5	7	0
Echols	1	18	18.0	18	0
Hardman	1	6	6.0	6	0
Team	356	3373	9.5	68t	11
Opponents	313	3182	10.2	81t	19

INTERCEPTIONS	No.	Yds	Avg	LG	TD
Whitehead	4	6	1.5	6	0
Davis	3	66	22.0	51	0
Adams	3	50	16.7	45	0
J. Johnson	1	37	37.0	37t	1
Echols	1	30	30.0	30t	1
Quinc.Williams	1	11	11.0	11	0
Quinn.Williams	1	7	7.0	7	0
Bry.Hall	1	5	5.0	5	0
Mosley	1	0	0.0	0	0
Reed	1	0	0.0	0	0
Team	17	212	12.5	51	2
Opponents	15	308	20.5	99t	2

PUNTING	No.	Yds	Avg	Net Bk	IN	LG	B
Morstead	99	4831	48.8	41.8	8	36	62
Team	99	4831	48.8	41.8	8	36	62
Opponents	93	4140	44.5	40.4	3	32	65

PUNT RETURNS	Ret	FC	Yds	Avg	LG	TD
Gipson	33	30	319	9.7	65t	1
Reed	0	1	0	---	---	0
Team	33	31	319	9.7	65t	1
Opponents	48	28	535	11.1	87t	1

KICKOFF RETURNS	No.	Yds	Avg	LG	TD
Gipson	22	511	23.2	34	0
Abanikanda	2	31	15.5	19	0
Team	24	542	22.6	34	0
Opponents	8	123	15.4	25	0

FIELD GOALS	1-19	20-29	30-39	40-49	50+
Zuerlein	0/0	8/8	9/10	13/14	5/6
Seibert	0/0	0/0	1/1	0/0	0/0
Team	0/0	8/8	10/11	13/14	5/6
Opponents	0/0	7/7	14/16	6/8	7/8

SACKS	No.
Huff	10.0
J. Johnson	7.5
Jefferson	6.0
Quinn.Williams	5.5
Thomas	5.0
Franklin-Myers	3.5
McDonald	3.0
Quinc.Williams	2.0
(Team)	2.0
Holmes	1.0
Woods	1.0
Clemons	0.5
Mosley	0.5
Whitehead	0.5
Team	48.0
Opponents	64.0

**2024 COACHING STAFF**

**Robert Saleh, Head Coach**

**Pro career:** Robert Saleh was named the head coach of the New York Jets by Vice Chairman Christopher Johnson on Jan. 19, 2021. Now in his 20th season coaching in the NFL, and fourth with the Jets, Saleh spent four seasons as the defensive coordinator with San Francisco (2017-20), previously coaching in the NFL with the Houston Texans (2005-10), Seattle Seahawks (2011-13) and Jacksonville Jaguars (2014-16). In his third season as Head Coach, Saleh oversaw a top-five defense for the second consecutive season, ranking third overall in total defense in 2023 after finishing fourth in the same category in 2022. The Jets were the only team to finish in the top five in total defense each of the last two seasons. The last time the Jets finished in the top five in total defense in consecutive seasons was 2010-11, when they finished third and fifth respectively. Since the start of the 2022 season, the Jets' defense has allowed 301.7 yards per game, the second-lowest mark in the league. After recording 16 takeaways in 2022, which ranked 29th in the league, Saleh made forcing turnovers a priority, resulting in 27 takeaways in 2023, tied for the eighth most in the league. Saleh's late-game adjustments were crucial in 2023 as the Jets registered four wins after trailing in the fourth quarter, tied for the second most in the league. In the second half and OT, the Jets' defense allowed 7.65 points per game, tied for the third-lowest total in the league, and held opponents to seven points or less in 10 of 17 games, tied for the most in the NFL. Saleh oversaw career-bests for players in all three phases last season. WR Garrett Wilson hauled in 95 receptions for 1,042 yards, becoming the first wide receiver in team history and the 16th player in NFL history to total 1,000 receiving yards in each of his first two seasons. RB Breece Hall recorded 1,585 yards from scrimmage, the fourth most in the NFL and the 10th 1,500-scrimmage-yard season in franchise history. Additionally, Hall was the only running back in 2023 with 75-plus receptions and 500-plus receiving yards. K Greg Zuerlein, P Thomas Morstead and WR Xavier Gipson all received Special Teams Player of the Week honors, marking only the fifth time since 2015 that a team had three different players receive the honor. CB Sauce Gardner became the first cornerback since the merger to be named first-team All Pro in each of his first two seasons. LB Quincy Williams was named first-team All Pro and earned Curtis Martin Team MVP after being claimed off waivers by the Jets following roster cuts prior to the 2021 season. Gardner, DL Quinnen Williams and LB Jermaine Johnson were all named to the Pro Bowl following the 2023 season. Career record: 18-33.

**Background:** A tight end at Northern Michigan (1997-2000). No pro playing experience. Saleh coached collegiately at Michigan State (2002-03) and Central Michigan (2004).

**Personal:** Born Jan. 31, 1979, in Dearborn, Mich.

**ASSISTANT COACHES**

**Brant Boyer**, special teams coordinator; born June 27, 1971; Henefer, Utah. Linebacker Arizona 1992-93. Pro linebacker Miami Dolphins 1994, Jacksonville Jaguars 1995-2000, Cleveland Browns 2001-03. No college coaching experience. Pro coach: Indianapolis Colts 2012-15. Joined Jets in 2016.

**Keith Carter**, offensive line/run game coordinator; born July 2, 1982; Downingtown, Pa. Tight end UCLA 2001-04. No pro playing experience. College coach: Wagner 2006, Redlands 2007-08, San Diego 2009-11, San Jose State 2014. Pro coach: Seattle Seahawks 2012-13, Atlanta Falcons 2015-17, Tennessee Titans 2018-22. Joined Jets in 2023.

**Ryan Davis Sr.**, defensive assistant; born Feb. 24, 1989; Tampa, Fla. Defensive end Bethune-Cookman 2008-11. Pro defensive end Jacksonville Jaguars 2012-15, Dallas Cowboys 2016, Buffalo Bills 2017. No college coaching experience. Pro coach: Joined Jets in 2023.

**Tony Dews**, running backs; born June 6, 1973; Lynchburg, Va. Tight end Liberty 1992-95. No pro playing experience. College coach: Liberty 1997, Millersville 1998, West Virginia 1999-2001, 2007 and 2017, California (Pa.) 2002, Holy Cross 2003, Central Michigan 2004-05, Nevada-Las Vegas 2006, Michigan 2008-10, Pittsburgh 2011, Arizona 2012-16. Pro coach: Tennessee Titans 2018-23. Joined Jets in 2024.

**Todd Downing**, passing game coordinator; born July 22, 1980; Eden Prairie, Minn. Attended Minnesota. No college or pro playing experience. No college coaching experience. Pro coach: Minnesota Vikings 2001-02, 2005 and 2018, St. Louis Rams 2006-08, Detroit Lions 2009-13, Buffalo Bills 2014, Oakland Raiders 2015-17, Tennessee Titans 2019-22. Joined Jets in 2023.

**Nathaniel Hackett**, offensive coordinator; born Dec. 19, 1979; Fullerton, Calif. Linebacker/long snapper UC Davis 1999-2002. No pro playing experience. College coach: UC Davis 2003, Stanford 2003-05, Syracuse 2010-12. Pro coach: Tampa Bay Buccaneers 2006-07, Buffalo Bills 2008-09 and 2013-14, Jacksonville Jaguars 2015-18, Green Bay Packers 2019-21, Denver Broncos (head coach) 2022. Joined Jets in 2023.

**Shawn Jefferson**, wide receivers; born Feb. 22, 1969; Jacksonville, Fla. Wide receiver Central Florida 1988-90. Pro wide receiver San Diego Chargers 1991-95, New England Patriots 1996-99, Atlanta Falcons 2000-02, Detroit Lions 2003. Pro coach: Detroit Lions 2006-12, Tennessee Titans 2013-15, Miami Dolphins 2016-18, New York Jets 2019-20, Arizona Cardinals 2021-22, Carolina Panthers 2023. Rejoined Jets in 2024.

**Walter Kuschmirek**, offensive assistant; born Dec. 31, 1990; Ashby, Mass. Offensive lineman Fitchburg State 2010-12. No pro playing experience. College coach: Maine Maritime Academy 2013, Morrisville State 2014-16, Wagner 2016-20, New Haven 2020-23. University of Rhode Island 2024. Pro coach: Joined Jets in 2024.

**Marquand Manuel**, defensive backs/safeties; born July 11, 1979; Miami, Fla. Defensive back Florida 1998-2001. Pro defensive back Cincinnati Bengals 2002-03, Seattle Seahawks 2004-05, Green Bay Packers 2006, Carolina Panthers 2007, Denver Broncos 2008, Detroit Lions 2009. No college coaching experience. Pro coach: Seattle Seahawks 2012-14, Atlanta Falcons 2015-18, Philadelphia Eagles 2020. Joined Jets in 2021.

**Ron Middleton**, tight ends; born July 17, 1965; Atmore, Ala. Tight end Auburn 1982-85. Pro tight end Atlanta Falcons 1986-87, Washington Redskins 1988 and 1990-93, Cleveland Browns 1989, Los Angeles Rams 1994, San Diego Chargers 1995. College coach: Troy 1997-98, Mississippi 1999-2003, Alabama 2007, Duke 2008-12. Pro coach: Tampa Bay Buccaneers 2004-06, Jacksonville Jaguars 2013-20. Joined Jets in 2021.

**Tony Oden**, senior defensive assistant/cornerbacks; born June 30, 1973; Cleveland Heights, Ohio. Linebacker Baldwin-Wallace 1992-95. No pro playing experience. College coach: Millersville 1996, Boston College 1997, Army 1998-99, East Carolina 2000-02, Eastern Michigan 2003. Pro coach: Houston Texans 2004-05, New Orleans Saints 2006-11, Jacksonville Jaguars 2012, Tampa Bay Buccaneers 2013, Detroit Lions 2014-17, Miami Dolphins 2018-19, San Francisco 49ers 2020. Joined Jets in 2021.

**Mike Rutenberg**, linebackers; born Oct. 29, 1981; Washington, D.C. Attended Cornell. No college or pro playing experience. College coach: UCLA 2006-08, New Mexico State 2009-12. Pro coach: Washington Redskins 2003-05, Jacksonville Jaguars 2013-19, San Francisco 49ers 2020. Joined Jets in 2021.

**Dan Shamash**, special teams assistant/game management coordinator; born Dec. 20, 1985; New York, N.Y. Linebacker Carnegie-Mellon 2004-07. No pro playing experience. College coach: Columbia 2008. Pro coach: New York Jets 2008, Cleveland Browns 2009-10, Tampa Bay Buccaneers 2012-13, Jacksonville Jaguars 2014-16, San Diego/Los Angeles Chargers 2017-21. Rejoined Jets in 2022.

**Junior Taylor**, offensive assistant - fellowship; born March 8, 1982. Wide receiver UCLA 2002-06. No pro playing experience. College coach: Wagner 2018, Northern Arizona 2019-22. Pro coach: Tennessee Titans 2020. Joined Jets in 2023.

## NEW YORK JETS

**Jeff Ulbrich**, defensive coordinator; born Feb. 17, 1977; San Jose, Calif. Linebacker Hawaii 1998-2000. Pro linebacker San Francisco 49ers 2000-09. No college coaching experience. Pro coach: Seattle Seahawks 2010-11, Atlanta Falcons 2015-20. Joined Jets in 2021.

**Billy VandeMerk**, offensive assistant; born April 14, 1991; Chicago, Ill. Quarterback St. Joseph's College 2010-13. No pro playing experience. College coach: St. Joseph's College 2014, Southwest Minnesota State 2014, West Florida, 2015-16, Western Michigan 2017-19, Lenoir-Rhyne 2020. Pro coach: Joined Jets in 2021.

**Aaron Whitecotton**, defensive line; born Nov. 25, 1981; Charlotte, N.C. Center South Carolina 2000-01. No pro playing experience. College coach: New Mexico State 2012. Pro coach: Jacksonville Jaguars 2013-16, Buffalo Bills 2017-19, San Francisco 49ers 2020. Joined Jets in 2021.

**Ben Wilkerson**, assistant offensive line; born Nov. 22, 1982; Port Arthur, Texas. Offensive lineman LSU 2001-04. Pro offensive lineman Cincinnati Bengals 2006, Atlanta Falcons 2007-08. College coach: LSU 2011, Grambling State 2012-13. Pro coach: Chicago Bears 2015-17, New York Giants 2018-21. Joined Jets 2022.

**Nathaniel Willingham**, defensive backs/nickel-backs; born July 9, 1990. Attended Menlo College. No college or pro playing experience. College coach: Menlo College 2014, Stanford 2015-18. Pro coach: Denver Broncos 2019-21. Joined Jets in 2022.

**Shaq Wilson**, assistant linebackers; born May 5, 1990; Lakeland, Fla. Linebacker South Carolina 2008-09 and 2011-12. No pro playing experience. College coach: South Carolina 2013-17 and 2021-22, Tennessee 2018-20. Pro coach: Tampa Bay Buccaneers 2017. Joined Jets in 2023.

### RECORD HOLDERS

#### INDIVIDUAL RECORDS—CAREER

Rushing (Yds.)	Curtis Martin, 1998-2005	10,302
Passing (Yds.)	Joe Namath, 1965-76	27,057
Passing (TDs)	Joe Namath, 1965-76	170
Receiving (No.)	Don Maynard, 1960-72	627
Receiving (Yds.)	Don Maynard, 1960-72	11,732
Interceptions	Bill Baird, 1963-69	34
Punting (Avg.)	Lachlan Edwards, 2016-19	45.5
Punt Return (Avg.)	Dick Christy, 1961-63	16.2
Kickoff Return (Avg.)	Joe McKnight, 2010-12	29.0
Field Goals	Pat Leahy, 1974-91	304
Touchdowns (Tot.)	Don Maynard, 1960-72	88
Points	Pat Leahy, 1974-91	1,470
*Sacks	Mark Gastineau, 1979-88	74.0

#### INDIVIDUAL RECORDS—SINGLE SEASON

Rushing (Yds.)	Curtis Martin, 2004	1,697
Passing (Yds.)	Joe Namath, 1967	4,007
Passing (TDs)	Ryan Fitzpatrick, 2015	31
Receiving (No.)	Brandon Marshall, 2015	109
Receiving (Yds.)	Brandon Marshall, 2015	1,502
Interceptions	Dainard Paulson, 1964	12
Punting (Avg.)	Thomas Morstead, 2023	48.8
Punt Return (Avg.)	Dick Christy, 1961	21.3
Kickoff Return (Avg.)	Joe McKnight, 2011	31.6
Field Goals	Greg Zuerlein, 2023	35
Touchdowns (Tot.)	Thomas Jones, 2008	15
Points	Jim Turner, 1968	145
*Sacks	Mark Gastineau, 1984	22.0

#### INDIVIDUAL RECORDS—SINGLE GAME

Rushing (Yds.)	Isaiah Crowell, 10-7-18	219
Passing (Yds.)	Joe Namath, 9-24-72	496
Passing (TDs)	Joe Namath, 9-24-72	6
Receiving (No.)	Brett Favre, 9-28-08	6
Receiving (Yds.)	Clark Gaines, 9-21-80	17
Interceptions	Don Maynard, 11-17-68	228
Field Goals	Many times	3
Touchdowns (Tot.)	Last time by Jordan Whitehead, 9-11-23	7
Points	Jason Myers, 10-14-18	4
*Sacks	Wesley Walker, 9-21-86	24
	Wesley Walker, 9-21-86	24
	Jason Myers, 10-14-18	4.0
	Mark Gastineau, 11-6-83, 9-2-84	4.0
	John Abraham, 11-4-01	4.0

\*Sacks became an official statistic in 1982

**2024 VETERAN ROSTER**

No.	Name	Pos.	Ht.	Wt.	Birthdate	NFL		College	Hometown	How Acq.	'23 Games/ Starts
						Exp.					
25	Abanikanda, Israel	RB	5'10	216	10/05/02	2		Pittsburgh	East Flatbush, N.Y.	D5-23	6/0
22	Adams, Tony	S	5'11	203	01/24/99	3		Illinois	Belleville, Ill.	FA-22	15/15
53	Barnes, Zaire	LB	6'1	227	09/03/99	2		Western Michigan	Mundelein, Ill.	D6a-23	4/0
48	Bawden, Nick	FB	6'2	245	06/22/96	7		San Diego State	Las Gatos, Calif.	FA-21	16/2
29	Bernard-Converse, Jarrick	DB	6'1	205	04/29/00	2		LSU	Shreveport, La.	D6b-23	8/0
16	Brownlee, Jason	WR	6'3	202	1/30/1999	2		Southern Mississippi	West Point, Miss.	FA-23	7/5
30	Carter II, Michael	CB	5'10	184	03/08/99	4		Duke	Douglasville, Ga.	D5b-21	15/7
19	Charles, Irvin	WR	6'4	219	04/13/97	2		Indiana (PA)	Sicklerville, N.J.	FA-22	12/0
36	Clark, Chuck	S	6'0	209	04/19/95	8		Virginia Tech	Suffolk, Va.	FA-24	0*
72	Clemons, Micheal	DL	6'5	263	08/21/97	3		Texas A&M	Garland, Texas	D4b-22	16/1
31	Cohen, Tarik	RB	5-6	191	07/06/25	5		North Carolina A&T	Bunn, N.C.	FA-24	0*
83	Conklin, Tyler	TE	6'3	248	07/30/95	7		Central Michigan	Chesterfield, Mich.	UFA(Min)-22	17/12
21	Davis, Ashtyn	S	6'1	202	10/10/96	5		California	Santa Cruz, Calif.	D3a-20	17/5
70	Deculus, Austin	OL	6'5	321	03/12/99	3		LSU	Mamou, La.	W(Hst)-23	7/1*
26	Echols, Brandin	CB	5'10	179	10/16/97	4		Kentucky	Southaven, Miss.	D6b-21	14/1
52	Eguavoen, Samuel	LB	6'1	236	02/22/93	6		Texas Tech	Garland, Texas	FA-23	15/0
92	Fotu, Leki	DL	6'5	335	08/23/98	5		Utah	Oakland, Calif.	FA-24	11/9*
1	Gardner, Sauce	CB	6'3	190	08/31/00	3		Cincinnati	Detroit, Mich.	D1a-22	16/16
82	Gipson, Xavier	WR	5'9	189	3/8/2001	2		Stephen F. Austin	Dallas, Texas	FA-23	17/3
20	Hall, Breece	RB	5'11	217	05/31/01	3		Iowa State	Wichita, Kan.	D2-22	17/16
62	Hanson, Jacob	OL	6'4	303	04/29/97	3		Oregon	Eureka, Calif	FA-23	7/4
27	Hayes, Tae	CB	5'9	188	8/19/1997	3		Appalachian State	Decatur, Ala.	FA-23	1/0
98	Hector, Bruce	DL	6'2	296	10/07/94	3		South Florida	Tampa, Fla.	FA-24	2/0
42	Hennessy, Thomas	LS	6'2	246	06/11/94	8		Duke	Bardonia, N.Y.	T(Indl)-17	17/0
97	Holmes, Jalyn	DL	6'5	283	01/25/96	5		Ohio State	Norfolk, Va.	FA-23	4/0
11	Johnson, Jermaine	LB	6'5	254	01/07/99	3		Florida State	Eden Prairie, Minn.	D1c-22	17/17
54	Kinlaw, Javon	DL	6'5	319	10/03/97	5		South Carolina	Charleston, S.C.	FA-24	17/6*
10	Lazard, Allen	WR	6'5	227	12/11/95	6		Iowa State	Des Moines, Iowa	FA-23	14/12
99	McDonald IV, Will	EDGE	6'4	236	06/04/99	2		Iowa State	Waukesha, Wis.	D1-23	15/0
61	Mitchell, Max	OL	6'6	307	10/12/99	3		Louisiana	Monroe, La.	D4a-22	14/7
6	Morstead, Thomas	P	6'4	225	03/08/86	15		SMU	Houston, Texas	FA-23	17/0
78	t-Moses, Morgan	OL	6'6	320	03/03/91	11		Virginia	Richmond, Va.	FA-24	14/14*
57	Mosley, C.J.	LB	6'2	231	06/19/92	10		Alabama	Mobile, Ala.	UFA(BI)-19	17/17
65	Newman, Xavier	OL	6'2	297	08/04/99	2		Baylor	DeSoto, Texas	FA-23	10/5
23	Oliver, Isaiah	CB	6'0	202	09/30/96	6		Colorado	Phoenix, Ariz.	FA-24	17/6*
7	t-Reddick, Haason	LB	6'1	240	09/22/94	8		Temple	Haddon Heights, N.J.	T(Phi)-24	17/17*
4	Reed, D.J.	CB	5'9	188	11/11/96	7		Kansas State	Bakersfield, Calif.	UFA(Sea)-22	15/15
8	Rodgers, Aaron	QB	6'2	223	12/02/83	20		California	Chico, Calif.	T(GB)-23	1/1
89	Ruckert, Jeremy	TE	6'5	250	08/11/00	3		Ohio State	Lindenhurst, N.Y.	D3-22	15/6
71	Schweitzer, Wes	OL	6'4	300	09/11/93	9		San Jose State	Scottsdale, Ariz.	FA-23	6/2
44	Sherwood, Jamien	LB	6'2	216	01/12/00	4		Auburn	Jensen Beach, Fla.	D5a-21	17/3
15	Seibert, Austin	K	5'9	208	11/15/96	3		Oklahoma	Belleville, Ill.	FA-23	1/0
76	Simpson, John	OL	6'4	330	08/19/97	5		Clemson	Charleston, S.C.	FA-24	17/17*
79	Smart, Tanzel	DL	6'1	295	11/06/94	5		Tulane	Baton Rouge, La.	FA-20	4/0
77	Smith, Tyrone	OL	6'5	320	12/12/90	14		Southern California	Moreno Valley, Calif.	FA-24	13/13*
55	Surratt, Chazz	LB	6'2	233	02/16/97	3		North Carolina	Denver, N.C.	FA-22	14/0
86	Taylor, Malik	WR	6'1	220	12/21/95	2		Ferris State	Flint, Mich.	FA-22	3/0
2	Taylor, Tyrod	QB	6'1	217	08/03/89	14		Virginia Tech	Hampton, Va.	FA-24	11/5*
94	Thomas, Solomon	DL	6'3	295	08/26/95	8		Stanford	Coppell, Texas	FA-23	17/3
66	Tippmann, Joe	OL	6'6	313	03/24/01	2		Wisconsin	Fort Wayne, Ind.	D2-23	16/14
75	Vera-Tucker, Alijah	G	6'5	308	06/17/99	4		Southern California	Oakland, Calif.	D1b-21	5/5
67	Warren, Carter	T	6'5	311	01/19/99	2		Pittsburgh	Paterson, N.J.	D4-23	8/5
18	Williams, Mike	WR	6'4	218	10/04/94	8		Clemson	Holy Hill, S.C.	FA-24	3/3*
56	Williams, Quincy	LB	5'11	230	08/28/96	6		Murray State	Birmingham, Ala.	FA-23	17/17
95	Williams, Quinnen	DL	6'3	303	12/20/97	6		Alabama	Birmingham, Ala.	D1-19	17/17
5	Wilson, Garrett	WR	6'0	183	07/22/00	3		Ohio State	Austin, Texas	D1b-22	17/17
88	Yeboah, Kenny	TE	6'4	250	10/30/98	4		Mississippi	Allentown, Pa.	FA-24	5/1
9	Zuerlein, Greg	K	6'0	195	12/27/87	13		Missouri Western	Lincoln, Neb.	FA-24	16/0

## NEW YORK JETS

\* Clark missed '23 season because of injury; Cohen last active with Chicago in '20; Deculus played seven games with Houston; Fotu played 11 games with Arizona; Jones last active with Arizona in '22; Kinlaw played 17 games with San Francisco; McCutcheon last active with the Los Angeles Rams in '22; Moses played 14 games with Baltimore; Oliver played 17 games with San Francisco; Patrick last active with San Francisco in '21; Reddick played 17 games with Philadelphia; Simpson played 17 games with Baltimore; Smith played 13 games with Dallas; Taylor played 11 games with the New York Giants; Spencer last active with Denver in '21; Williams played three games with the Los Angeles Chargers.

t - Jets traded for Moses (BLT) and Reddick (PHI).

Players lost through unrestricted free agency (six): OL Mekhi Becton (PHI, 16 games in '23); CB Bryce Hall (TB, nine); CB Justin Hardee (CLV, 11); DL Bryce Huff (PHI, 17); DL Quinton Jefferson (CHI, 14); S Jordan Whitehead (TB, 17)..

Also played for Jets in '23—S Adrian Amos (11 games); QB Tim Boyle (three); OL Duane Brown (five); RB Michael Carter (nine); WR Randall Cobb (11); RB Dalvin Cook (15); DL John Franklin-Myers (17); WR Mecole Hardman Jr. (five); CB Craig James (two); OL Dennis Kelly (one); DL Carl Lawson (six); OL Connor McGovern (seven); QB Trevor Siemian (five); OL Laken Tomlinson (17); OL Billy Turner (14); TE C.J. Uzomah (12); QB Zach Wilson (12); DL Al Woods (six).

### FIRST-YEAR ROSTER

Name	Pos.	Ht.	Wt.	Birthdate	College	Hometown	How Acq.
Allen, Braelon	RB	6-1	235	01/20/04	Wisconsin	Fond du Lac, Wisc.	D4
Bartholomew, Shemar	CB	6-1	200	06/06/00	Georgia Southern	Houston, Texas	FA
Blades Jr. Al	S	6-1	195	10/24/99	Duke	Fort Lauderdale, Fla.	FA
Ciarlo, Jimmy	LB	6-2	225	02/28/01	Army	Ringwood, N.J.	FA
Codrington, Brandon	CB	5-9	185	11/17/00	NC Central	Raleigh, NC	FA
Corley, Malachi	WR	5-11	215	03/21/02	Western Kentucky	Orange City, Fla.	D3
Davis, Isaiah	RB	6-1	220	02/21/02	South Dakota State	Joplin, Mont.	D5b
El-Zayat, Hamze	WR	5-8	162	10/19/99	Eastern Michigan	Dearborn, Mich.	FA
Eze, Obinna (1)	OL	6-8	325	06/12/98	TCU	Nashville, Tenn.	FA-23
Fashanu, Olu	OL	6-6	312	12/09/02	Penn State	Waldorf, Md.	D1
Foelsch, Kevin	TE	6-4	250	04/13/01	New Haven	Ramsey, N.J.	FA
Glaser, Chris (1)	OL	6-4	306	10/01/99	Virginia	Solon, Ohio	FA-23
Gurman, Vitaliy (1)	OL	6-3	305	08/04/98	Toledo	Rochester, N.Y.	FA-23
Harrell, Tyler	WR	6-0	200	08/01/00	Miami-FL	Miami, Fla.	FA
Johnson, Tyreek	EDGE	6-3	270	04/26/99	South Carolina	Sumter, S.C.	FA
Jones, Myles	CB	6-4	194	10/06/98	Duke	Magnolia, Texas	FA
Key, Jaylen	DB	6-2	210	02/29/00	UAB	Quincy, Fla.	D7
Kuntz, Zack (1)	TE	6-8	251	06/06/99	Old Dominion	Camp Hill, Pa.	D7-23
Latham, Brady	OL	6-5	312	09/30/00	Arkansas	Jenks, Okla.	FA
McCrary-Ball, Marcelino (1)	LB	6-0	214	03/23/99	Indiana	Roswell, Ga.	FA-23
McCutcheon, Lance (1)	WR	6-3	202	02/28/99	Montana State	Bozeman, Mont.	FA-23
McGregor, Braiden	EDGE	6-6	267	07/12/01	Michigan	Port Huron, Mich.	FA
Monroe, Jarius	S	6-2	205	10/06/00	Tulane	LaPlace, La.	FA
Peasley, Andrew	QB	6-2	218	01/06/00	Wyoming	La Grande, OR	FA
Riley, Marcus	WR	5-11	175	05/09/99	Florida A&M	Tallahassee, Fla.	FA
Sefcik, Lincoln	TE	6-3	238	07/14/99	South Alabama	Enid, Okla.	FA
Simron, Jackson	LB	6-2	240	04/15/00	California	Brentwood, Tenn.	FA
Stiggers, Qwan'tez (1)	CB	6-0	197	01/08/02	No College	Atlanta, Ga.	D5c
Taylor III, Leonard	DL	6-3	305	05/29/02	Miami-FL	Miami, Fla.	FA
Travis, Jordan	QB	6-1	200	05/02/00	Florida State	West Palm Beach, Fla.	D5a
Tyler, Willie	OL	6-6	320	08/26/99	Louisville	Racine, Wisc.	FA
Valladay, Xazavian (1)	RB	6-0	198	07/03/98	Arizona State	Matteson, Ill.	FA-23
Watts, Eric	DL	6-5	277	10/01/00	Connecticut	Sumter, S.C.	FA

The term **NFL Rookie** is defined as a player who is in his first season of professional football and has not been on the roster of another professional football team for any regular-season or postseason games. A **Rookie** is designated by an "R" on NFL rosters. Players who have been active in another professional football league or players who have NFL experience, including either preseason training camp or being on an Active List or Inactive List, or on Reserve/Injured or Reserve/Physically Unable to Perform for fewer than six regular-season games, are termed **NFL First-Year Players**. An **NFL First-Year Player** is designated by a "1" on NFL rosters. Thereafter, a player is credited with an additional year of experience for each season in which he accumulates six games on the Active List or Inactive List, or on Reserve/Injured or Reserve/Physically Unable to Perform.

Log on to [www.newyorkjets.com](http://www.newyorkjets.com) for an up-to-date roster.



**American Football Conference  
North Division**

**3400 South Water Street  
Pittsburgh, PA 15203  
Telephone: (412) 432-7800**

**Team Colors: Black and Gold**

**2024 SCHEDULE**

**PRESEASON**

Aug. 9 **Houston**.....7:00 PM  
 Aug. 17 **Buffalo**.....7:00 PM  
 Aug. 24 at Detroit.....1:00 PM

**REGULAR SEASON**

Sep. 8 at Atlanta .....1:00 PM  
 Sep. 15 at Denver .....4:25 PM  
 Sep. 22 **L.A. Chargers**.....1:00 PM  
 Sep. 29 at Indianapolis .....1:00 PM  
 Oct. 6 **Dallas**.....8:20 PM  
 Oct. 13 at Las Vegas .....4:05 PM  
 Oct. 20 **N.Y. Jets** .....8:20 PM  
 Oct. 28 **N.Y. Giants (Mon)**.....8:15 PM  
 BYE  
 Nov. 10 at Washington .....1:00 PM  
 Nov. 17 **Baltimore**.....1:00 PM  
 Nov. 21 at Cleveland (Thu) .....8:15 PM  
 Dec. 1 at Cincinnati .....1:00 PM  
 Dec. 8 **Cleveland** .....1:00 PM  
 Dec. 15 at Philadelphia.....4:25 PM  
 Dec. 21 at Baltimore (Sat).....4:30 PM  
 Dec. 25 **Kansas City (Wed)**.....1:00 PM  
 TBD **Cincinnati**.....TBD

*\*All times ET; During the Flex Scheduling Windows, the games initially scheduled for Sunday Night Football, Monday Night Football, and Thursday Night Football are tentatively scheduled and subject to change.*

**Stadium:** Acrisure Stadium  
 100 Art Rooney Avenue  
 Pittsburgh, PA 15212

**Opened:** 2001  
**Capacity:** 68,400  
**Playing Surface:** Natural Grass

**Training Camp:**  
 Saint Vincent College  
 Latrobe, PA 15650

**CLUB OFFICIALS**

President: Arthur J. Rooney II  
 Vice President: Arthur J. Rooney Jr.  
 General Manager: Omar Khan  
 Assistant General Manager: Andy Weidl  
 Vice President of Player Personnel:  
 Dan Rooney Jr.  
 Vice President of Technology: Scott Phelps  
 Vice President of Finance: Doug Stuver  
 Vice President of Stadium Operations &  
 Management: Jim Sacco  
 Vice President of Sales & Marketing:  
 Ryan Huzjak  
 Vice President of Merchandising &  
 Digital Commerce: John Wolfe  
 Senior Director of Communications:  
 Burt Lauten  
 Director of Pro Scouting: Sheldon White  
 Director of College Scouting: Dan Colbert  
 Director of Player Scouting:  
 Mark Sadowski  
 Director of Football Administration:  
 Cole Marcoux  
 Director of Player Development:  
 Darrel Young  
 Director of Ticketing: Ben Lentz  
 Director of Corporate Partnerships &  
 Activation: A.J. Poole  
 Director of Content: Reagan Berube  
 Director of Facility Operations: Joe Simon  
 Director of Stadium Event Operations:  
 Rob Thompson  
 Director of Club Events & Operations:  
 Cayce Little Pastoor  
 Director of Guest Experience: Travis Baker  
 Director of Stadium Security: Tim Williams  
 Director of Marketing: Justin Mitchell  
 Director of Community Relations:  
 Blayre Holmes  
 Director of Ticket Sales & Retention:  
 Kristen Lewandowski  
 Director of Business Development &  
 Strategy: Dan Rooney  
 Director of Human Resources:  
 Jenny Shaeffer  
 Director of Diversity & Inclusion:  
 Matthew Wilson  
 Director of Suite Sales & Retention:  
 Will Herring  
 Director of Business Analytics:  
 Melanie Harris  
 Director of Team & Stadium Security:  
 Bob Jones

**COACHING HISTORY**

**Pittsburgh Pirates 1933-39  
(707-606-22)**  
*Records include postseason games*

1933	Forrest (Jap) Douds.....	3-6-2
1934	Luby DiMelio.....	2-10-0
1935-36	Joe Bach.....	10-14-0
1937-39	Johnny (Blood) McNally*.....	6-19-0
1939-40	Walt Kiesling.....	3-13-3
1941	Bert Bell**.....	0-2-0
	Aldo (Buff) Donelli***.....	0-5-0
1941-44	Walt Kiesling****.....	13-20-2
1945	Jim Leonard.....	2-8-0
1946-47	Jock Sutherland.....	13-10-1
1948-51	Johnny Michelosen.....	20-26-2
1952-53	Joe Bach.....	11-13-0
1954-56	Walt Kiesling.....	14-22-0
1957-64	Raymond (Buddy) Parker.....	51-47-6
1965	Mike Nixon.....	2-12-0
1966-68	Bill Austin.....	11-28-3
1969-91	Chuck Noll.....	209-156-1
1992-2006	Bill Cowher.....	161-99-1
2007-	Mike Tomlin.....	181-110-2

\*Released after three games in 1939  
 \*\*Resigned after two games in 1941  
 \*\*\*Released after five games in 1941  
 \*\*\*\*Co-coach with Earle (Greasy) Neale in Philadelphia-Pittsburgh merger in 1943 and with Phil Handler in Chicago Cardinals-Pittsburgh merger in 1944

**PAID ATTENDANCE, 2023**

Home 602,796  
 Total 1,127,693  
 Away 524,897  
 Single-game home record,  
 67,679 (9/10/23)  
 Single-season home record,  
 602,796 (2023)

**2024 DRAFT CHOICES**

Rd	Name	Pos	College
1	Troy Fautanu	T	Washington
2	Zach Frazier	C	West Virginia
3	Roman Wilson	WR	Michigan
3	Payton Wilson	LB	NC State
4	Mason McCormick	G	South Dakota State
6	Logan Lee	DE	Iowa
6	Ryan Watts	DB	Texas

# PITTSBURGH STEELERS

## 2023 TEAM RECORD

### REGULAR SEASON (10-7)

Date	Opponent	Result
Sept. 10	SAN FRANCISCO	L 7-30
Sept. 18	CLEVELAND	W 26-22
Sept. 24	at Las Vegas	W 23-18
Oct. 1	at Houston	L 6-30
Oct. 8	BALTIMORE	W 17-10
Oct. 22	at L.A. Rams	W 24-17
Oct. 29	JACKSONVILLE	L 10-20
Nov. 2	TENNESSEE	W 20-16
Nov. 12	GREEN BAY	W 23-19
Nov. 19	at Cleveland	L 10-13
Nov. 26	at Cincinnati	W 16-10
Dec. 3	ARIZONA	L 10-24
Dec. 7	NEW ENGLAND	L 18-21
Dec. 16	at Indianapolis	L 13-30
Dec. 23	CINCINNATI	W 34-11
Dec. 31	at Seattle	W 30-23
Jan. 6	at Baltimore	W 17-10

### POSTSEASON (0-1)

Jan. 15	at Buffalo	L 17-31
---------	------------	---------

### SCORE BY PERIODS

Team	61	88	67	88	0	—	304
Opponents	70	124	71	59	0	—	324

## 2023 TEAM STATISTICS

	Team	Opp.
Total First Downs	287	311
Rushing	115	95
Passing	153	186
Penalty	19	30
3rd Down: Made/Att	85/232	91/233
3rd Down Pct.	36.6	39.1
4th Down: Made/Att	9/19	8/18
4th Down Pct.	47.4	44.4
Possession Avg.	29:39	30:21
Total Net Yards	5173	5816
Avg. Per Game	304.3	342.1
Total Plays	1029	1074
Avg. Per Play	5.0	5.4
Net Yards Rushing	2010	1956
Avg. Per Game	118.2	115.1
Total Rushes	487	454
Net Yards Passing	3163	3860
Avg. Per Game	186.1	227.1
Sacked/Yards Lost	36/258	47/304
Gross Yards	3421	4164
Att./Completions	506/323	573/348
Completion Pct.	63.8	60.7
Had Intercepted	9	16
Punts/Average	89/44.0	78/46.1
Net Punting Avg.	89/39.2	78/39.7
Penalties/Yards	86/753	90/741
Fumbles/Ball Lost	21/7	26/11
Touchdowns	31	32
Rushing	16	9
Passing	13	23
Returns	2	0

## 2023 INDIVIDUAL STATISTICS

PASSING	Att	Cmp	Yds	Cmp%	Yds/Att	TD	TD%	Int	Int%	LG	Sk/Lost	Rtng
Pickett	324	201	2070	62.0	6.39	6	1.9	4	1.2	72t	23/173	81.4
Trubisky	107	67	632	62.6	5.91	4	3.7	5	4.7	26	7/42	71.9
Rudolph	74	55	719	74.3	9.72	3	4.1	0	0.0	86t	6/43	118.0
Co.Heyward	1	0	0	0.0	0.00	0	0.0	0	0.0	---	0/0	39.6
Team	506	323	3421	63.8	6.76	13	2.6	9	1.8	86t	36/258	84.6
Opponents	573	348	4164	60.7	7.27	23	4.0	16	2.8	80t	47/304	84.7

### TD TD TD TD

SCORING	Tot	Ru	Rec	Rt	PAT	FG	Saf	Pts
Boswell	0	0	0	0	27/28	29/31	0	114
Harris	8	8	0	0	0	0	48	
D.Johnson	5	0	5	0	0	0	30	
Pickens	5	0	5	0	0	0	30	
Warren	4	4	0	0	0	0	24	
Freiermuth	2	0	2	0	0	0	14	
Austin	2	1	1	0	0	0	12	
Trubisky	2	2	0	0	0	0	12	
Highsmith	1	0	0	1	0	0	6	
Pickett	1	1	0	0	0	0	6	
Watt	1	0	0	1	0	0	6	
Killebrew	0	0	0	0	1	2	2	
Team	31	16	13	2	27/28	29/31	1	304
Opponents	32	9	23	0	24/26	32/37	0	324

2-Pt Conv: Freiermuth. Team 1-3.

Opponents 6-6.

### RUSHING

	No.	Yds	Avg	LG	TD
Harris	255	1035	4.1	25	8
Warren	149	784	5.3	74t	4
Austin	11	57	5.2	12	1
Pickett	42	54	1.3	11	1
Trubisky	16	54	3.4	15	2
Pickens	3	18	6.0	16	0
Rudolph	10	8	0.8	7	0
Co.Heyward	1	0	0.0	0	0
Team	487	2010	4.1	74t	16
Opponents	454	1956	4.3	69	9

### RECEIVING

	No.	Yds	Avg	LG	TD
Pickens	63	1140	18.1	86t	5
Warren	61	370	6.1	30	0
D.Johnson	51	717	14.1	71t	5
A.Robinson	34	280	8.2	31	0
Freiermuth	32	308	9.6	29	2
Harris	29	170	5.9	32	0
Co.Heyward	23	167	7.3	13	0
Austin	17	180	10.6	72t	1
D.Washington	7	61	8.7	12	0
Boykin	3	17	5.7	6	0
McFarland	2	11	5.5	6	0
Olszewski	1	0	0.0	0	0
Team	323	3421	10.6	86t	13
Opponents	348	4164	12.0	80t	23

### INTERCEPTIONS

	No.	Yds	Avg	LG	TD
Kazee	2	37	18.5	30	0
Highsmith	2	30	15.0	30t	1
Peterson	2	0	0.0	0	0
Wallace	2	0	0.0	0	0
Neal	1	32	32.0	32	0
Walker	1	30	30.0	30	0
Rowe	1	25	25.0	25	0
Watt	1	24	24.0	24	0
Thompson	1	6	6.0	6	0
Alexander	1	0	0.0	0	0
Porter	1	0	0.0	0	0
Sullivan	1	0	0.0	0	0
Team	16	184	11.5	32	1
Opponents	9	168	18.7	33	0

### PUNTING

	No.	Yds	Avg	NetBt	IN	LG	B
Harvin	78	3419	43.8	39.2	6	30	63
Wing	11	495	45.0	38.9	2	3	52
Team	89	3914	44.0	39.2	8	33	63
Opponents	78	3594	46.1	39.7	12	30	68

### PUNT RETURNS

	Ret	FC	Yds	Avg	LG	TD
Austin	29	12	249	8.6	34	0
Olszewski	1	1	8	8.0	8	0
Team	30	13	257	8.6	34	0
Opponents	29	30	269	9.3	21	0

### KICKOFF

RETURNS	No.	Yds	Avg	LG	TD
Igwebuike	11	282	25.6	36	0
McFarland	6	164	27.3	37	0
King	4	88	22.0	27	0
Olszewski	2	24	12.0	24	0
Pickens	1	7	7.0	7	0
Team	24	565	23.5	37	0
Opponents	18	476	26.4	49	0

### FIELD

GOALS	1-19	20-29	30-39	40-49	50+
Boswell	0/0	9/9	7/7	7/8	6/7
Team	0/0	9/9	7/7	7/8	6/7
Opponents	0/0	6/6	13/13	9/11	4/7

### SACKS

	No.
Watt	19.0
Highsmith	7.0
Golden	4.0
Ni.Herbig	3.0
Ogunjobi	3.0
Roberts	2.5
Ca.Heyward	2.0
Alexander	1.0
Benton	1.0
Jack	1.0
Leal	1.0
Riley	1.0
M.Robinson	1.0
A.Watts	0.5
Team	47.0
Opponents	36.0



## 2024 COACHING STAFF

**Mike Tomlin, Head Coach**

**Pro Career:** Named the 16th head coach in Steelers history when he replaced Bill Cowher on Jan. 22, 2007. Became the youngest coach (36 years, 323 days) in NFL history to win a Super Bowl when the Steelers defeated the Arizona Cardinals, 27-23, in Super Bowl XLIII on Feb. 1, 2009 (Sean McVay at 36 years, 10 days, established the current mark 11 years later). Tomlin reached the playoffs four times in his first five seasons and he is the only coach in Steelers history to win division titles each of his first two seasons. In his 17 years as head coach, Tomlin has led Pittsburgh to seven AFC North titles, most recently in 2020, and has guided the Steelers to the playoffs 11 times, including two trips to the Super Bowl (XLIII and XLV). He has led Pittsburgh to a 173-100-2 record in the regular season since becoming the team's head coach in 2007 - the third-best record in the NFL during that time span. His 173-100-2 regular-season record (.634) is the best start in franchise history. Tomlin secured his 17th straight non-losing season with the Steelers' ninth win in 2023, a 30-23 win at Seattle in Week 17, a streak dating back to his first season as the team's head coach in 2007. Tomlin is the only head coach in NFL history to begin a head-coaching tenure with at least 15 consecutive non-losing seasons. He has led the Steelers to a .500-or-better record in each of his 17 seasons as head coach, the third-longest streak of .500-or-better seasons by a head coach in NFL history. Tomlin is one of two active NFL head coaches with over 170 wins and one of four active NFL head coaches to defeat at least 31 current NFL franchises. In 2020, Tomlin's club won its seventh AFC North title. No other head coach has won the AFC North more than five times. In 2008, Tomlin directed the Steelers to a 12-4 record, winning his second consecutive AFC North title. That season culminated with a Super Bowl triumph, making Tomlin one of only seven coaches in league history to win a Super Bowl within his first two seasons as an NFL head coach. In his first season, Tomlin guided the Steelers to a 10-6 record and their first AFC North title since 2004. Tomlin was the Minnesota Vikings' defensive coordinator in 2006 after spending the previous five seasons (2001-05) as defensive backs coach for the Tampa Bay Buccaneers. Tomlin coached one of the top defensive backfields in the NFL for the Buccaneers, culminating with its performance in Super Bowl XXXVII. The secondary recorded four interceptions, returning two for touchdowns to help Tampa Bay capture the franchise's first Super Bowl title. Tomlin served two seasons as the defensive backs coach at the University of Cincinnati (1999-2000) before going to Tampa Bay. Prior to joining the Cincinnati staff, Tomlin had a short stint on the coaching staff at Tennessee-Martin and then spent two seasons at Arkansas State. Tomlin spent the 1996 season as a

graduate assistant at Memphis. Tomlin began his coaching career in 1995 as wide receivers coach at Virginia Military Institute. Career record: 181-110-2. **Background:** Was a three-year starter at wide receiver at William & Mary (1990-94) and finished his career with 101 receptions for 2,046 yards and a school-record 20 touchdown receptions. A first-team All-Yankee Conference selection in 1994, he established a school record with a 20.2-yards-per-catch average. Graduated in 1994 with a degree in sociology.

**Personal:** Born in Hampton, Va., on March 15, 1972. He and his wife, Kiya, have two sons, Dino and Mason, and a daughter Harlyn Quinn.

**ASSISTANT COACHES**

**Tom Arth**, quarterbacks; born May 11, 1981; Cleveland, Ohio. Quarterback John Carroll 1999-2002. Pro quarterback Indianapolis Colts 2003-05, Scottish Claymores (NFL) 2004, Hamburg Sea Devils (NFL) 2005, Green Bay Packers 2006, Toronto Argonauts (CFL) 2007. Grand Rapids Rampage (AFL), Georgia Force (AFL) 2008. College coach: John Carroll 2010-16, Tennessee-Chattanooga 2017-18, Akron 2019-21. Pro coach: Los Angeles Chargers 2022-23. Joined Steelers in 2024.

**Teryl Austin**, defensive coordinator; born March 3, 1965; Sharon, Pa. Safety Pittsburgh 1984-87. Pro defensive back Montreal Machine (WLAFL) 1991. College coach: Penn State 1991-92, Wake Forest 1993-95, Syracuse 1996-98, Michigan 1999-2002, Florida 2010. Pro coach: Seattle Seahawks 2003-06, Arizona Cardinals 2007-09, Baltimore Ravens 2011-13, Detroit Lions 2014-17, Cincinnati Bengals 2018. Joined Steelers in 2019.

**Zach Azzanni**, wide receivers; born Aug. 10, 1976; St. Louis, Mo. Wide receiver Central Michigan 1994-98. College coach: Valparaiso 1999-2000, Bowling Green 2001-06, Central Michigan 2007-09, Florida 2009-10, Western Kentucky 2011, Wisconsin 2012, Tennessee 2013-16. Pro coach: Chicago Bears 2017, Denver Broncos 2018-22, New York Jets 2023. Joined Steelers in 2024.

**Matt Baker**, offensive assistant; born May 11, 1983; East Lansing, Mich. Quarterback North Carolina 2002-05. Pro quarterback Houston Texans 2006, Dallas Cowboys 2006, New Orleans Saints 2007, Arizona Cardinals 2007, Miami Dolphins 2008, Buffalo Bills 2008-09. College coach: Mississippi 2010, Western Michigan 2019, John Carroll 2020-22. Pro coach: Atlanta Falcons 2023. Joined Steelers in 2024.

**Jason Brooks**, defensive quality control; born Jan. 19, 1978; Amherst, Mass. Attended Middle

Tennessee State. No college or pro playing experience. College coach: Middle Tennessee State 2006, Norwich 2008, Florida International 2013-16, Colby 2017-18, Charleston Southern 2019-20. Pro coach: Miami Dolphins 2007, Baltimore Ravens 2009-12 and 2021-22. Joined Steelers in 2023.

**Grady Brown**, secondary; born June 13, 1977; Birmingham, Ala. Defensive back Alabama A&M 1994-97. No pro playing experience. College coach: Alabama A&M 2000-01, Alabama State 2002-07 and 2017, Texas Southern 2008, LSU 2009, Southern Mississippi 2010-11, South Carolina 2012-15, Birmingham Southern 2016, Louisville 2018, Old Dominion 2019, McNeese State 2020. Pro coach: Joined Steelers in 2021.

**Aaron Curry**, inside linebackers; born April 6, 1986; Fayetteville, N.C. Linebacker Wake Forest 2005-08. Pro linebacker Seattle Seahawks 2009-11, Oakland Raiders 2011-12. College coach: Charlotte 2013-16. Pro coach: Seattle Seahawks 2019-22. Joined Steelers in 2023.

**Karl Dunbar**, defensive line; born May 18, 1967; Opelousas, La. Defensive lineman LSU 1986-89. Pro defensive end New Orleans Saints 1993, Arizona Cardinals 1994-95. College coach: Nicholls State 1998-99, LSU 2000-01 and 2005, Oklahoma State 2002-03, Alabama 2016-17. Pro coach: Chicago Bears 2004, Minnesota Vikings 2006-11, New York Jets 2012-14, Buffalo Bills 2015. Joined Steelers in 2018.

**Eddie Faulkner**, running backs; born Oct. 20, 1977; Muncie, Ind. Running back Wisconsin 1996-2000. No pro playing experience. College coach: Anderson 2002, Ball State 2003-10, Northern Illinois 2011, Wisconsin 2012, North Carolina State 2013-18. Pro coach: Joined Steelers in 2019.

**Justus Galac**, assistant strength and conditioning coach; born July 18, 1992; East Otto, N.Y. Nose tackle SUNY Brockport 1998-2001. No pro playing experience. College coach: SUNY Brockport 2003, Dickinson 2003-04, Villanova 2005-11, Temple 2022. Pro coach: New York Jets 2012-20, Pittsburgh Steelers 2021, Seattle Sea Dragons (XFL) 2023. Rejoined Steelers in 2024.

**Garrett Glemont**, senior conditioning coordinator; born Aug. 31; Fullerton, Calif. Attended Fullerton College. No college or pro playing experience. No college coaching experience. Pro coach: Los Angeles Rams 1970-91, Oakland Raiders 1995-2002, Tampa Bay Buccaneers 2003-06. Joined Steelers in 2007.

# PITTSBURGH STEELERS

**Mateo Kambui**, offensive assistant; born Nov. 29, 1992; Wichita, Kan. Center Florida A&M 2014-15, Butler C.C. 2012-13. No pro playing experience. College coach: Florida A&M 2019, Georgia Southern 2020. Pro coach: Denver Broncos 2021-22, Atlanta Falcons 2023. Joined Steelers in 2024.

**Denzel Martin**, outside linebackers; born Oct. 31, 1990; Ladue, Miss. Linebacker Missouri 2011-14. No pro playing experience. College coach: Missouri 2015. Pro coach: Joined Steelers in 2016.

**Phil Matusz**, head strength and conditioning; born Jan. 28, 1987; Beaver, Pa. Defensive lineman Villanova 2005-09. No pro playing experience. College coach: Villanova 2010 and 2011-13, North Carolina A&T 2011, Ohio State 2014-20, Boston College 2020-23. Pro coach: Joined Steelers in 2024.

**Pat Meyer**, offensive line; born April 5, 1972; Youngstown, Ohio. Offensive lineman Colorado State 1994-97. Pro offensive lineman Arizona 1995. College coach: Memphis 1997-99, North Carolina State 2000-06, Florida State 2007, Colorado State 2008-11. Pro coach: Montreal Alouettes (CFL) 2012, Chicago Bears 2013-14, Buffalo Bills 2015-16, Los Angeles Chargers 2017-19, Carolina Panthers 2020-21. Joined Steelers in 2022.

**Anthony Midget**, assistant secondary; born Feb. 22, 1978; Clewiston, Fla. Cornerback Virginia Tech 1996-99. Pro cornerback Atlanta Falcons 2000, Tampa Bay Buccaneers 2000-01. College coach: Virginia Tech 2007, Georgia State 2008-12, Penn State 2013. Pro coach: Houston Texans 2014-19, Tennessee Titans 2020-22. Joined Steelers in 2024.

**Roderick Moore**, sports science coordinator/strength and conditioning; born Dec. 17, 1973; Nashville, Tenn. Offensive line Morehouse College 1993-97. No pro playing experience. College coach: Tennessee 1999-2007, Florida International 2007-12. Pro coach: Atlanta Falcons 2021-24. Joined Steelers in 2024.

**Alfredo Roberts**, tight ends; born March 1, 1965; Fort Lauderdale, Fla. Tight end Miami (Fla.) 1984-87. Pro tight end Kansas City Chiefs 1988-90, Dallas Cowboys 1991-92. College coach: Florida Atlantic 1998-2002. Pro coach: Jacksonville Jaguars 2003-06, Cleveland Browns 2007-08, Tampa Bay Buccaneers 2009-11, Indianapolis Colts 2012-15, San Diego/Los Angeles Chargers 2017-19. Joined Steelers in 2020.

**Arthur Smith**, offensive coordinator; born May 27, 1982, Memphis, Tenn. Offensive guard North Carolina 2001-05. College coach: North Carolina 2006, Ole Miss 2010. Pro coach: Washington

Redskins 2007-08, Tennessee Titans 2011-20, Atlanta Falcons 2021-23. Joined Steelers in 2024.

**Danny Smith**, special teams; born Sept. 7, 1953; Pittsburgh, Pa. Defensive back Edinboro State 1971-75. No pro playing experience. College coach: Edinboro State 1976, Clemson 1979, William & Mary 1980-83, The Citadel 1984-86, Georgia Tech 1987-94. Pro coach: Philadelphia Eagles 1995-98, Detroit Lions 1999-2000, Buffalo Bills 2001-03, Washington Redskins 2004-12. Joined Steelers in 2013.

**Mike Sullivan**, senior offensive assistant; born Jan. 28, 1967; Santa Maria, Calif. Defensive back Army 1985-88. No pro playing experience. College coach: Humboldt State 1993, Army 1995-96, Youngstown State 1997-98, Army 2001, Ohio 2001, Army 2019-20. Pro coach: Jacksonville Jaguars 2002-03, N.Y. Giants 2004-11, Tampa Bay Buccaneers 2012-13, N.Y. Giants 2015-17, Denver Broncos 2018. Joined Steelers in 2021.

**Isaac Williams**, assistant offensive line; born July 26, 1990; Clinton, Miss. Offensive lineman Alcorn State 2008-11. Pro defensive end/center Laredo Rattlesnakes (AFL) 2013. College coach: Northern Colorado 2016-17, Morgan State 2018-20, North Carolina Central 2021. Pro coach: Joined Steelers in 2022.

## RECORD HOLDERS

### INDIVIDUAL RECORDS—CAREER

Rushing (Yds.)	Franco Harris, 1972-83	11,950
Passing (Yds.)	Ben Roethlisberger, 2004-21	64,088
Passing (TDs)	Ben Roethlisberger, 2004-21	418
Receiving (No.)	Hines Ward, 1998-2011	1,000
Receiving (Yds.)	Hines Ward, 1998-2011	12,083
Interceptions	Mel Blount, 1970-83	57
Punting (Avg.)	Jordan Berry, 2015-20	44.4
Punt Return (Avg.)	Bobby Gage, 1949-50	14.9
Kickoff Return (Avg.)	Lynn Chandnois, 1950-56	29.6
Field Goals	Gary Anderson, 1982-94	309
Touchdowns (Tot.)	Franco Harris, 1972-83	100
Points	Gary Anderson, 1982-94	1,343
*Sacks	James Harrison, 2002-12, 2014-17	80.5

### INDIVIDUAL RECORDS—SINGLE SEASON

Rushing (Yds.)	Barry Foster, 1992	1,690
Passing (Yds.)	Ben Roethlisberger, 2018	5,129
Passing (TDs)	Ben Roethlisberger, 2018	34
Receiving (No.)	Antonio Brown, 2015	136
Receiving (Yds.)	Antonio Brown, 2015	1,834
Interceptions	Mel Blount, 1975	11
Punting (Avg.)	Bobby Joe Green, 1961	47.0
Punt Return (Avg.)	Bobby Gage, 1949	16.0
Kickoff Return (Avg.)	Lynn Chandnois, 1952	35.2
Field Goals	Chris Boswell, 2021	36
Touchdowns (Tot.)	Willie Parker, 2006	16
Points	Chris Boswell, 2017	142
*Sacks	T.J. Watt, 2021	22.5

### INDIVIDUAL RECORDS—SINGLE GAME

Rushing (Yds.)	Le'Veon Bell, 12-11-16	236
Passing (Yds.)	Ben Roethlisberger, 10-26-14	522
Passing (TDs)	Ben Roethlisberger, 10-26-14, 11-2-14	6
Receiving (No.)	Antonio Brown, 11-8-15	17
Receiving (Yds.)	Antonio Brown, 11-8-15	284
Interceptions	Jack Butler, 12-13-53	**4
Field Goals	Gary Anderson, 10-23-88	6
	Jeff Reed, 12-1-02	6
	Chris Boswell, 12-18-16	6
Touchdowns (Tot.)	Ray Mathews, 10-17-54	4
	Roy Jefferson, 11-3-68	4
	Chase Claypool, 10-11-20	4
	Ray Mathews, 10-17-54	4
	Roy Jefferson, 11-3-68	24
	Chase Claypool, 10-11-20	24
	Chad Brown, 10-13-96	4.5
Points		
*Sacks		

\*Sacks became an official statistic in 1982

\*\*NFL Record

+Tied NFL Record

**2024 VETERAN ROSTER**

No.	Name	Pos.	Ht.	Wt.	Birthdate	NFL Exp.	College	Hometown	How Acq.	'23 Games/ Starts
57	Adams Sr., Montravius	DT	6-4	304	7/24/95	8	Auburn	Vienna, Ga.	FA-21	13/8
4	Allen, Kyle	QB	6-3	210	3/8/96	7	Houston	Scottsdale, Ariz.	FA-24	7/0
19	Austin III, Calvin	WR	5-9	162	3/24/99	3	Memphis	Memphis, Tenn.	FA-22	17/1
18	Averett, Anthony	CB	5-11	184	11/30/94	5	Alabama	Woodbury, N.J.	FA-24	0/0
31	Barnes, Kalon	CB	6-0	186	12/16/98	2	Baylor	Silsbee, Texas	FA-23	0/0
95	Benton, Keeanu	DT	6-4	309	7/17/01	2	Wisconsin	Janesville, Wis.	D2b-23	17/9
9	Boswell, Chris	K	6-2	185	3/16/91	10	Rice	Fort Worth, Texas	FA-15	17/17
17	Callaway, Marquez	WR	6-2	204	3/27/98	5	Tennessee	Warner Robins, Ga.	FA-24	3/0*
60	Cook, Dylan	OT	6-5	280	1/11/98	2	Montana	Butte, Mont.	FA-23	0/0
78	Daniels, James	OL	6-4	327	9/13/97	7	Iowa	Warren, Ohio	FA-22	15/15
25	Elliott, DeShon	S	6-1	210	4/21/97	6	Texas	Dallas, Texas	FA-24	15/15*
34	Elliott, Jalen	S	6-0	206	7/7/98	3	Notre Dame	Richmond, Va.	FA-23	0/0
96	Fehoko, Breiden	DL	6-3	300	10/15/96	4	LSU	Honolulu, Hawaii	FA-23	0/0
2 t	Fields, Justin	QB	6-3	228	3/5/99	4	Ohio State	Kennesaw, Ga.	T(Chi)-24	13/13*
82	Fitzpatrick, Dez	WR	6-2	208	12/17/97	3	Louisville	Farmington Hills, Miss.	FA-23	1/0
39	Fitzpatrick, Minkah	S	6-1	207	11/17/96	7	Alabama	Old Bridge, N.J.	T(Mia)-19	10/10
88	Freiermuth, Pat	TE	6-5	258	10/25/98	4	Penn State	Merrimac, Mass.	D2-21	12/9
37	Graham Jr., Thomas	DB	5-11	197	6/26/99	3	Oregon	Rancho Cucamonga, Calif.	FA-24	0/0
67	Hamilton, Devery	T	6-6	311	4/19/98	2	Duke	Elliott City, Md.	FA-24	0/0
22	Harris, Najee	RB	6-1	242	3/9/98	4	Alabama	Antioch, Calif.	D1-21	17/17
71	Herbig, Nate	OL	6-4	334	7/10/98	6	Stanford	Honolulu, Hawaii	FA-23	17/2
51	Herbig, Nick	LB	6-2	240	11/21/01	2	Wisconsin	Kauai, Hawaii	D4-23	17/0
97	Heyward, Cameron	DT	6-5	295	5/6/89	14	Ohio State	Pittsburgh, Pa.	D1-11	11/11
83	Heyward, Connor	TE/FB	6-0	230	1/22/99	3	Michigan State	Duluth, Ga.	D6-22	17/7
56	Highsmith, Alex	LB	6-4	242	8/7/97	5	Charlotte	Wilmington, N.C.	D3-20	17/17
55	Holcomb, Cole	LB	6-1	240	7/30/96	6	North Carolina	New Smyrna Beach, Fla.	FA-23	8/8
26 t	Jackson, Donte	CB	5-10	180	11/8/95	7	LSU	Metairie, La.	T(Car)-24	16/16*
11	Jefferson, Van	WR	6-1	200	7/26/96	5	Florida	Brentwood, Tenn.	FA-24	17/9*
53	Johnson, Kyrion	LB	6-0	235	7/24/98	3	Kansas	Arlington, Texas	FA-23	6/0
5	Johnston, Cameron	P	5-11	194	2/24/92	7	Ohio State	Geelong, Australia	FA-24	13/13*
77	Jones, Broderick	OT	6-5	311	5/16/01	2	Georgia	Lithonia, Ga.	D1-23	17/11
23	Kazee, Damontae	S	5-11	174	6/5/93	8	San Diego State	San Bernardino, Calif.	FA-22	14/9
28	Killebrew, Miles	S	6-2	222	5/10/93	9	Southern Utah	Henderson, Nev.	FA-22	17/1
46	Kuntz, Christian	LS	6-1	228	4/13/94	4	Duquesne	Pittsburgh, Pa.	FA-20	17/0
98	Leal, DeMarvin	DE	6-4	290	7/1/00	3	Texas A&M	San Antonio, Texas	D3-22	12/4
92	Loudermilk, Isaiah	DT	6-7	293	10/10/97	4	Wisconsin	Howard, Kan.	D5-21	16/0
94	Lovry, Dean	DL	6-6	296	6/9/94	8	Northwestern	Rockford, Ill.	FA-24	9/4*
91	Marshall, Jonathan	DL	6-3	310	9/16/97	2	Arkansas	Shepherd, Texas	W(N.Y Jets)-22	0/0
62	McCollum, Ryan	C	6-5	300	3/4/98	3	Texas A&M	Spring, Texas	W(Det)-22	0/0
38	Meadors, Nate	S	5-9	191	2/13/97	2	UCLA	San Bernardino, Calif.	FA-24	0/0
13	Miller, Scotty	WR	5-9	174	7/31/97	6	Bowling Green	Barrington, Ill.	FA-24	17/0*
15	Mims, Denzel	WR	6-3	207	10/10/97	5	Baylor	Daingerfield, Texas	FA-23	0/0
49	Moon, Jeremiah	OLB	6-5	245	8/18/98	2	Florida	Hoover, Ala.	W(Bal)-24	8/1*
65	Moore Jr., Dan	OT	6-5	315	9/28/98	4	Texas A&M	Beaumont, Texas	D4a-21	16/16
99	Ogunjobi, Larry	DT	6-3	305	6/3/94	8	Charlotte	Greensboro, N.C.	FA-22	17/17
84	Patterson, Cordarrelle	RB/KR	6-2	232	3/17/91	12	Tennessee	Rock Hill, S.C.	FA-24	14/0*
14	Pickens, George	WR	6-3	200	3/4/01	3	Georgia	Hoover, Ala.	D2-22	17/16
24	Porter Jr., Joey	CB	6-2	193	7/26/00	2	Penn State	Bakersfield, Calif.	D2a-23	17/11
81	Pruitt, MyCole	TE	6-2	258	3/24/92	8	Southern Illinois	South Bend, Ind.	PS-22	17/8*
6	Queen, Patrick	ILB	6-0	230	8/13/99	5	LSU	Ventress, La.	FA-24	17/17*
50	Roberts, Eliandon	LB	6-1	238	4/22/94	9	Houston	Port Arthur, Texas	FA-23	16/15
93	Robinson, Mark	LB	5-11	235	8/14/99	3	Mississippi	Leesburg, Ga.	D7a-22	17/2
21	Rush, Darius	CB	6-2	198	2/22/00	2	South Carolina	Kingstree, S.C.	FA-23	3/0
42	Scott, Josiah	CB	5-9	185	4/5/99	4	Michigan State	Hamilton, Ohio	FA-24	4/0*
73	Seumalo, Isaac	OL	6-4	303	10/29/93	9	Oregon State	Corvallis, Ore.	FA-23	17/17
17	Thompson, Trenton	S	6-1	196	12/18/97	2	San Diego State	Palm Springs, Calif.	FA-23	6/1
48	Ward, Jonathan	RB	6-0	202	9/30/97	5	Central Michigan	Kankakee, Ill.	FA-24	8/0*
30	Warren, Jaylen	RB	5-8	215	11/1/98	3	Oklahoma State	Cottonwoods Heights, Utah	FA-22	17/0
80	Washington, Darnell	TE	6-7	264	8/17/01	2	Georgia	Las Vegas, Nev.	D3-23	17/7
16	Watkins, Quez	WR	6-0	193	6/9/98	5	Southern Mississippi	Athens, Ala.	FA-24	9/5*
90	Watt, T.J.	LB	6-4	252	10/11/94	8	Wisconsin	Pewaukee, Wis.	D1-17	17/17
87	Williams, Rodney	TE	6-4	235	4/10/00	2	UT Martin	Memphis, Tenn.	FA-22	0/0
3	Wilson, Russell	QB	5-11	215	11/29/88	13	Wisconsin	Richmond, Va.	FA-24	15/15*
8	Wright, Matthew	K	6-0	179	3/22/96	4	UCF	Lancaster, Pa.	FA-24	1/1

## PITTSBURGH STEELERS

\* Allen played seven games with Buffalo in '23; Averett last active with Las Vegas in '22; Barcoo last active with Jacksonville in '20; Barnes last active with Minnesota in '22; Callaway last active with New Orleans in '23; D. Elliott played 15 games with Miami in '23; J. Elliott last active with Detroit in '21; Fields played 13 games with Chicago in '23; Graham Jr. last active with Chicago in '21; Hamilton last active with N.Y. Giants in '22; Jackson played 16 games with Carolina in '23; Jefferson played 17 games with Atlanta in '23; Johnston played 13 games with Houston in '23; Lowry played nine games with Minnesota in '23; Marshall last active with N.Y. Jets in '21; McCollum last active with Detroit in '21; Meadors last active with Minnesota in '20; Miller played 17 games with Atlanta in '23; Mims last active with N.Y. Jets in '22; Moon played eight games with Baltimore in '23; Patterson played 14 games with Atlanta in '23; Pruitt played 17 games with Atlanta in '23; Queen played 17 games with Baltimore in '23; Scott last active with Philadelphia in '22; Trice Jr. missed '23 season because of injury; Ward played eight games with Tennessee in '23; Watkins played nine games with Philadelphia in '23; Wilson played 15 games with Denver in '23; Wright played one game with Carolina in '23.

t- Steelers traded for Jackson (CAR).

Players lost through unrestricted free agency (nine): DL Armon Watts (NE, 15 games); CB Levi Wallace (DEN, 16); LB Mykal Walker (WAS, eight); QB Mitch Trubisky (BUF, five); QB Mason Rudolph (TEN, four); WR Allen Robinson (NYG, 17); CB James Pierre (WAS, 16); OL Chukwuma Okorafor (NE, 14); WR Miles Boykin (NYG, 17).

Also played with Steelers in '23—LB Kwon Alexander (nine games), LB Tariq Carpenter (three), C Mason Cole (17), WR Dez Fitzpatrick (one), LB Markus Golden (16), P Pressley Harvin III (15), RB Godwin Igwebuike (10), LB Myles Jack (three), WR Diontae Johnson (13), CB Desmond King II (three), LB Blake Martinez (one), RB Anthony McFarland Jr. (three), S Keanu Neal (nine), RB Qadree Ollison (two), WR Gunner Olszewski (two), CB Patrick Peterson (17), QB Kenny Pickett (12), S Elijah Riley (13), S Eric Rowe (three), S Chandon Sullivan (17).

### FIRST-YEAR ROSTER

Name	Pos.	Ht.	Wt.	Birthdate	College	Hometown	How Acq.
Beach, Tyler (1)	G/T	6-6	290	6/14/99	Wisconsin	Grafton, Wis.	FA
Bishop Jr., Beanie	CB	5-10	184	12/17/99	West Virginia/Minnesota/Western Kentucky	Louisville, Ky.	FA
Colletto, Jack (1)	FB	6-3	237	11/19/98	Oregon State	Camas, Wash.	FA-23
Edwards, Daijun	RB	5-10	201	4/11/01	Georgia	Norman Park, Ga.	FA
Fautanu, Troy	OT	6-4	317	10/11/00	Washington	Henderson, Nev.	D1
Fisher, Joey (1)	OL	6-4	296	11/11/97	Shepherd	Hagerstown, Md.	FA-23
Frazier, Zach	C	6-3	310	8/29/01	West Virginia	Fairmont, W. Va.	D2
Hardy, Anderson (1)	C	6-6	301	2/3/00	Appalachian State	Raleigh, N.C.	FA
Harris, Keilahn (1)	WR	6-0	180	1/8/01	Oklahoma Baptist	Richardson, Texas	FA
Lee, Logan	DE	6-5	291	6/12/00	Iowa	Orion, Ill.	D6a
McCormick, Mason	G	6-5	315	5/25/00	South Dakota State	Sioux Falls, S.D.	D4
Murray, Tyler (1)	LB	6-1	226	2/15/99	Memphis	Jacksonville, Fla.	FA
Perales, David (1)	LB	6-3	255	4/9/99	Fresno State	Merced, Calif.	FA-23
Plumlee, John Rhys	QB	6-0	200	1/2/01	UCF/Mississippi	Hattiesburg, Miss.	FA
Shampkili, Aaron (1)	RB	5-10	195	10/18/99	Harvard	Long Beach, Calif.	FA
Slade, Jacob (1)	DL	6-3	293	2/23/00	Michigan State	Lewis Center, Ohio	FA
Trice Jr., Cory (1)	DB	6-3	206	5/30/00	Purdue	Hopkinsville, Ky.	D7a-23
Watts, Duece (1)	WR	6-1	196	12/23/99	Tulane	Petal, Miss.	FA-23
Watts, Ryan	DB	6-3	206	11/7/01	Texas	Little Elm, Texas	D6b
Welschof, Julius	OLB	6-6	265	3/12/97	Charlotte/Michigan	Miesbach, Bavaria, Germany	FA
Wilson, Payton	LB	6-4	242	4/21/00	North Carolina State	Hillsborough, N.C.	D3b
Wilson, Roman	WR	6-0	192	6/19/01	Michigan	Mau, Hawaii	D3a
Windmon, Jacoby	LB	6-2	250	8/20/01	Michigan State	New Orleans, La.	FA

The term **NFL Rookie** is defined as a player who is in his first season of professional football and has not been on the roster of another professional football team for any regular-season or postseason games. A **Rookie** is designated by an "R" on NFL rosters. Players who have been active in another professional football league or players who have NFL experience, including either preseason training camp or being on an Active List or Inactive List, or on Reserve/Injured or Reserve/Physically Unable to Perform for fewer than six regular-season games, are termed **NFL First-Year Players**. An **NFL First-Year Player** is designated by a "1" on NFL rosters. Thereafter, a player is credited with an additional year of experience for each season in which he accumulates six games on the Active List or Inactive List, or on Reserve/Injured or Reserve/Physically Unable to Perform.

Log on to [www.steelers.com](http://www.steelers.com) for an up-to-date roster.



# TENNESSEE TITANS

## 2023 TEAM RECORD

### REGULAR SEASON (6-11)

Date	Opponent	Result
Sept. 10	at New Orleans	L 15-16
Sept. 17	L.A. CHARGERS (OT) W	27-24
Sept. 24	at Cleveland	L 3-27
Oct. 1	CINCINNATI	W 27-3
Oct. 8	at Indianapolis	L 16-23
Oct. 15	BALTIMORE	L 16-24
Oct. 29	ATLANTA	W 28-23
Nov. 2	at Pittsburgh	L 16-20
Nov. 12	at Tampa Bay	L 6-20
Nov. 19	at Jacksonville	L 14-34
Nov. 26	CAROLINA	W 17-10
Dec. 3	INDIANAPOLIS (OT)	L 28-31
Dec. 11	at Miami	W 28-27
Dec. 17	HOUSTON (OT)	L 16-19
Dec. 24	SEATTLE	L 17-20
Dec. 31	at Houston	L 3-26
Jan. 7	JACKSONVILLE	W 28-20

### SCORE BY PERIODS

Team	58	118	59	64	6	—	305
Opponents	62	97	88	111	9	—	367

## 2023 TEAM STATISTICS

	Team	Opp.
Total First Downs	298	334
Rushing	103	103
Passing	158	189
Penalty	37	42
3rd Down: Made/Att	71/212	89/231
3rd Down Pct.	33.5	38.5
4th Down: Made/Att	11/20	12/21
4th Down Pct.	55.0	57.1
Possession Avg.	29:14	30:46
Total Net Yards	4913	5697
Avg. Per Game	289.0	335.1
Total Plays	1002	1096
Avg. Per Play	4.9	5.2
Net Yards Rushing	1846	1831
Avg. Per Game	108.6	107.7
Total Rushes	444	480
Net Yards Passing	3067	3866
Avg. Per Game	180.4	227.4
Sacked/Yards Lost	64/445	45/315
Gross Yards	3512	4181
Att./Completions	494/304	571/387
Completion Pct.	61.5	67.8
Had Intercepted	11	6
Punts/Average	80/50.1	69/46.8
Net Punting Avg.	80/43.0	69/41.5
Penalties/Yards	110/882	98/776
Fumbles/Ball Lost	19/9	19/8
Touchdowns	31	33
Rushing	16	10
Passing	14	20
Returns	1	3

## 2023 INDIVIDUAL STATISTICS

PASSING	Att	Cmp	Yds	Cmp%	Yds/Att	TD	TD%	Int	Int%	LG	Sk/Lost	Rtg
Levis	255	149	1808	58.4	7.09	8	3.1	4	1.6	61t	28/185	84.2
Tannehill	230	149	1616	64.8	7.03	4	1.7	7	3.0	70	32/230	78.5
Willis	5	4	74	80.0	14.80	0	0.0	0	0.0	48	4/30	118.8
Henry	3	2	14	66.7	4.67	2	66.7	0	0.0	12t	0/0	116.7
Hopkins	1	0	0	0.0	0.00	0	0.0	0	0.0	---	0/0	39.6
Team	494	304	3512	61.5	7.11	14	2.8	11	2.2	70	64/445	83.2
Opponents	571	387	4181	67.8	7.32	20	3.5	6	1.1	59t	45/315	96.4

SCORING	TD				PAT	FG	Saf	Pts
	Tot	Ru	Rec	Rt				
Folk	0	0	0	0	28/30	29/30	0	115
Henry	12	12	0	0	0	0	72	
Hopkins	7	0	7	0	0	0	42	
Westbrook-lkhine	3	0	3	0	0	0	20	
Spears	3	2	1	0	0	0	18	
Levis	1	1	0	0	0	0	6	
Molden	1	0	0	1	0	0	6	
Okonkwo	1	0	1	0	0	0	6	
J.Simmons	1	0	1	0	0	0	6	
Tannehill	1	1	0	0	0	0	6	
Whyte	1	0	1	0	0	0	6	
Hooker	0	0	0	0	0	0	2	
Team	31	16	14	1	28/30	29/30	0	305
Opponents	33	10	20	3	29/30	46/47	0	367

2-Pt Conv: Westbrook-lkhine. Team 1-1.  
Opponents 1-2.

RUSHING	No.	Yds	Avg	LG	TD
Henry	280	1167	4.2	69	12
Spears	100	453	4.5	23	2
Tannehill	17	74	4.4	23	1
Levis	25	57	2.3	11	1
Moore	2	39	19.5	38	0
Willis	5	21	4.2	11	0
Burks	5	18	3.6	9	0
Ward	3	11	3.7	8	0
Hopkins	2	9	4.5	5	0
Okonkwo	2	6	3.0	4	0
Hooker	1	2	2.0	2	0
Zentner TM	1	0	0.0	0	0
Stonehouse	1	-11	-11.0	-11	0
Team	444	1846	4.2	69	16
Opponents	480	1831	3.8	56t	10

RECEIVING	No.	Yds	Avg	LG	TD
Hopkins	75	1057	14.1	61t	7
Okonkwo	54	528	9.8	39	1
Spears	52	385	7.4	48	1
Westbrook-lkhine	28	370	13.2	33t	3
Henry	28	214	7.6	46	0
Moore	22	424	19.3	49	0
Burks	16	221	13.8	70	0
Philips	15	181	12.1	29	0
Whyte	9	94	10.4	24	1
Wesco	1	21	21.0	21	0
Kinsey	1	6	6.0	6	0
Rader	1	6	6.0	6	0
Dowell	1	3	3.0	3	0
J.Simmons	1	2	2.0	2t	1
Team	304	3512	11.6	70	14
Opponents	387	4181	10.8	59t	20

INTERCEPTIONS	No.	Yds	Avg	LG	TD
Murphy-Bunting	2	12	6.0	10	0
Molden	1	44	44.0	44t	1
McCreary	1	18	18.0	18	0
Hooker	1	10	10.0	10	0
Edmunds	1	2	2.0	2	0
Team	6	86	14.3	44t	1
Opponents	11	101	9.2	29	1

PUNTING	No.	Yds	Avg	Net Bn	In20	LG	B
Stonehouse	53	2812	53.1	43.9	10	28	74
Zentner	24	1115	46.5	41.4	2	8	64
Folk	2	81	40.5	39.0	0	0	41
Team	80	4008	50.1	43.0	12	36	74
Opponents	69	3231	46.8	41.5	2	26	63

PUNT RETURNS	Ret	FC	Yds	Avg	LG	TD
Garror	21	5	159	7.6	15	0
Kinsey	11	6	100	9.1	21	0
K.Jackson	6	3	48	8.0	14	0
Philips	4	0	23	5.8	12	0
Team	42	14	330	7.9	21	0
Opponents	29	19	328	11.3	70	0

KICKOFF RETURNS	No.	Yds	Avg	LG	TD
Spears	13	270	20.8	33	0
Moore	4	89	22.3	26	0
Philips	1	13	13.0	13	0
Team	18	372	20.7	33	0
Opponents	35	815	23.3	36	0

FIELD GOALS	1-19	20-29	30-39	40-49	50+
Folk	0/0	9/9	9/9	6/6	5/6
Team	0/0	9/9	9/9	6/6	5/6
Opponents	0/0	22/22	12/12	6/7	6/6

SACKS	No.
Autry	11.5
Landry	10.5
Key	6.0
J.Simmons	5.5
Edmunds	2.5
Al-Shaair	2.0
McCreary	2.0
Davidson	1.0
Gibbens	1.0
Gipson	1.0
Johnson	1.0
Tart	1.0
Team	45.0
Opponents	64.0

**2024 COACHING STAFF**

**Brian Callahan, Head Coach**

**Pro Career:** Brian Callahan became the 20th head coach in franchise history on Jan. 24, 2024. Enters 15th year as an NFL coach, in addition to two years as a college coach and two years as a high school coach. Prior to joining the Titans, Callahan was the offensive coordinator for the Cincinnati Bengals from 2019-23. During his time in Cincinnati, he was part of two AFC North titles, two AFC Championship Game appearances and a Super Bowl berth. He also helped guide quarterback Joe Burrow from the No. 1 overall draft pick in 2020 to multiple single-season franchise records by his second year and Pro Bowl honors within three years. From 2021 to 2023, the Bengals offense ranked in the NFL's top 10 in several categories: sixth in scoring (24.9), seventh in passing (250.8 yards per game), seventh in red-zone efficiency (61.5 percent), 10th in third-down percentage (41.0) and sixth in time of possession (31:00). Callahan joined the Bengals after spending 2018 as the quarterbacks coach for the Oakland Raiders. Under his tutelage, Raiders quarterback Derek Carr passed for a then-career-high 4,049 yards and led the AFC with a 68.9 completion percentage. From 2016 to 2017, Callahan was the quarterbacks coach for the Detroit Lions. Working with Matthew Stafford, he helped the veteran finish third in passing yards (4,446) in 2017, while posting a then-career-best 99.3 passer rating. Callahan broke into the NFL with the Denver Broncos in 2010 and served in multiple roles for the franchise through 2015, capped by the team's victory in Super Bowl 50. Career record: 0-0.

**Background:** Callahan attended De La Salle High School in Concord, Calif., where he was a part of the school's national-record 151-game winning streak and a No. 1 national ranking. As a walk-on quarterback at UCLA, he appeared in 13 games as a holder on PATs. He earned a bachelor's degree in sociology in 2006 and added a master's in education in 2008. He spent time at UCLA as a graduate assistant (2006-07) and then spent two years (2008-09) as the offensive coordinator and quarterbacks coach for Junipero Serra High School in San Mateo, Calif.

**Personal:** Born June 10, 1984, in Champaign, Ill. He and his wife, Allyson, are the parents of son, Ronan, and daughter, Norah. His father is longtime NFL coach Bill Callahan, the current offensive line coach with the Titans.

**ASSISTANT COACHES**

**Colt Anderson,** special teams coordinator; born Oct. 25, 1985; Butte, Mont. Defensive back Montana 2004-08. Pro defensive back: Minnesota Vikings 2009, Philadelphia Eagles 2010-13, Indianapolis Colts 2014-15, Buffalo Bills 2016-17, Cincinnati Bengals 2020-23. Joined Titans in 2024.

**Brian Bell,** assistant director of sports performance; born April 4, 1984; Kettering, Md. Tight end Kent State 2002-06. No pro playing experience. College coach: Penn State 2012-13. Pro coach: Houston Texans 2015-17. Joined Titans in 2018.

**Ben Bloom,** outside linebackers; born Oct. 17, 1982; Wellesley, Mass. Offensive lineman Tufts 2001-04. No pro playing experience. College coach: Tufts 2005-07, Harvard 2008. Pro coach:

Cleveland Browns 2009-10 and 2020-23, Dallas Cowboys 2011-19. Joined Titans in 2024.

**Frank Bush,** linebackers; born Jan. 10, 1963; Athens, Ga. Linebacker North Carolina State 1981-84. Pro linebacker Houston Oilers 1985-86. No college coaching experience. Pro coach: Houston Oilers 1992-94, Denver Broncos 1995-2003, Arizona Cardinals 2004-06, Houston Texans 2007-10, Tennessee Titans 2011-12, St. Louis/Los Angeles Rams 2013-16, Miami Dolphins 2017-18, New York Jets 2019-20, Atlanta Falcons 2021-23. Rejoined Titans in 2024.

**Kylan Butler,** offensive assistant; born July 5, 1990; Oakland, Calif. Running back Arizona 2009-13. No pro playing experience. College coach: Arizona 2014-16, Glenville State 2017-18, Morehead State 2019-2020. Pro coach: Joined Titans in 2021.

**Bill Callahan,** offensive line; born July 31, 1956; Chicago, Ill. Quarterback Illinois Benedictine 1975-77. No pro playing experience. College coach: Illinois 1980-86, Northern Arizona 1987-88, Southern Illinois 1989, Wisconsin 1990-94, Nebraska (head coach) 2004-07. Pro coach: Philadelphia Eagles 1995-97, Oakland Raiders 1998-2003 (head coach 2002-03), New York Jets (2008-11), Dallas Cowboys 2012-14, Washington Redskins 2015-19, Cleveland Browns 2020-23. Joined Titans in 2024.

**Steve Donatell,** defensive assistant; born March 5, 1994; Lone Tree, Colo. Linebacker Wake Forest 2013-15, Western Kentucky 2016. No pro playing experience. College coach: Chattanooga 2018, Stanford 2019-21. Pro coach: Minnesota Vikings 2022, Miami Dolphins 2023. Joined Titans in 2024.

**Scott Fuchs,** assistant offensive line; born April 5, 1971; Minot, N.D. Offensive lineman North Dakota State 1989-93. No pro playing experience. College coach: North Dakota State 1994-96 and 2009-13, Valley City State 1997-98, Wisconsin-Eau Claire 1999, Minnesota Crookston 2000-02, Nebraska Omaha 2003-06, Grand Valley State 2007, Southern Illinois 2008, Wyoming 2014-18, Buffalo 2019-20, Kansas 2021-23. Pro coach: Joined Titans in 2024.

**Bo Hardegre,** quarterbacks; born July 5, 1984; Jackson, Tenn. Quarterback Tennessee 2003-06. No pro playing experience. College coach: Duke 2008-10, LSU 2011-13. Pro coach: Denver Broncos 2014, Chicago Bears 2015, Miami Dolphins 2016-18, New York Jets 2019-20, New England Patriots 2021, Las Vegas Raiders 2022-23. Joined Titans in 2024.

**Chris Harris,** defensive pass game coordinator/cornerbacks; born Aug. 6, 1982; Little Rock, Ark. Safety Louisiana-Monroe 2001-04. Pro safety Chicago Bears 2005-06 and 2010-11, Carolina Panthers 2007-09, Detroit Lions 2011, Jacksonville Jaguars 2012. No college coaching experience. Pro coach: Chicago Bears 2013-14, San Diego/Los Angeles Chargers 2016-19, Washington Football Team/Commanders 2020-22. Joined Titans in 2023.

**Nick Holz,** offensive coordinator; born March 26, 1984; Danville, Calif. Wide receiver Colorado 2002-06. No pro playing experience. College coach: Nebraska 2007, Stanford 2008-11, Nevada-Las Vegas 2022. Pro Coach: Oakland/Las Vegas Raiders 2012-21, Jacksonville Jaguars 2023. Joined Titans in 2024.

**Steve Jackson,** secondary/safeties; born April 8, 1969; Houston, Texas. Cornerback Purdue 1987-90. Pro safety Houston/Tennessee Oilers/Titans 1991-99. No college coaching experience. Pro coach: Buffalo Bills 2001-03, Washington Redskins 2004-11, Detroit Lions 2013, Tennessee Titans 2016-17, New York Jets 2018-19, Cincinnati Bengals 2020-21, Atlanta Falcons 2022-23. Rejoined Titans in 2024.

**Matt Jones,** offensive assistant; born Oct. 12, 1983; Chicago, Ill. Attended Eastern Illinois. No college or pro playing experience. College coach: Saint Francis (Illinois) 2009-10, Avila 2011-12, Villanova 2013, Tulane 2014-15, Jackson State 2016, Texas Southern 2017-18, Tennessee-Martin 2019-22. Pro coach: Joined Titans in 2023.

**Tom Jones,** assistant to the head coach; born Dec. 7, 1982; Castro Valley, Calif. Attended Chico State. No college or pro playing experience. No college coaching experience. Pro coach: Oakland/Las Vegas Raiders 2009-23. Joined Titans in 2024.

**Randy Jordan,** running backs; born June 6, 1970; Manson, N.C. Running back North Carolina 1989-92. Pro running back Los Angeles/Oakland Raiders 1993 and 1998-2002, Jacksonville Jaguars 1995-97. College coach: Nebraska 2004-07, Texas A&M 2008-11, North Carolina 2012-13. Pro coach: Oakland Raiders 2003, Washington 2014-23. Joined Titans in 2024.

**Anthony Levine Sr.,** assistant special teams; born March 27, 1987; Abbeville, La. Defensive back Tennessee State 2006-09. Pro defensive back/linebacker Green Bay Packers 2010-11, Baltimore Ravens 2012-21. No college coaching experience. Pro coach: Baltimore Ravens 2022. Joined Titans in 2023.

**Lori Lucust,** defensive quality control; born April 27, 1964; Philadelphia, Pa. Attended Temple. No college playing experience. Semi-pro defensive end/linebacker Central Penn Vipers 2004-08. No college coaching experience. Pro coach: York Capitals (AIF) 2015, Central Penn Capitals (NAL) 2016, Lehigh Valley Steelhawks (NAL) 2017-18, Baltimore Ravens 2018, Birmingham Iron (AAF) 2019, Tampa Bay Buccaneers 2019-22. Joined Titans in 2023.

**Mark Lovat,** assistant strength and conditioning; born Oct. 9, 1969; Pocatello, Idaho. Attended Butler. No college or pro playing experience. No college coaching experience. Pro coach: Green Bay Packers 1999-2023. Joined Titans in 2024.

# TENNESSEE TITANS

**Payton McCollum**, assistant wide receivers; born April 17, 1990; Winston-Salem, N.C. Wide receiver Catawba 2009-12. No pro playing experience. College coach: Campbell 2015, North Carolina 2018, North Carolina Central 2019, Washington 2020-21, Eastern Michigan 2022. Pro coach: Detroit Lions 2016-17, Indianapolis Colts 2023. Joined Titans in 2024.

**Clinton McMillan**, assistant defensive line/pass rush specialist; born June 25, 1985; Haines City, Fla. Defensive tackle Florida 2003-07. No pro playing experience. College coach: Marshall 2014-16, Ohio Dominican 2017, Tennessee-Martin 2017-19, Florida State 2020. Pro coach: joined Titans in 2021.

**Justin Outten**, tight ends; born Oct. 26, 1983; Doylestown, Pa. Center Syracuse 2002-06. No pro playing experience. College coach: Syracuse 2007. Pro coach: Atlanta Falcons 2016-18, Green Bay Packers 2019-21, Denver Broncos 2022. Joined Titans in 2023.

**Haley Roberts**, sports performance assistant; born Sept. 13, 1996; Las Vegas, Nev. Attended Sam Houston State. No college or pro playing experience. College coach: Nevada-Las Vegas 2019, North Alabama 2020, Sam Houston State 2021-22. Pro coach: Joined Titans in 2023.

**Tracy Rocker**, defensive line; born April 9, 1966; Atlanta, Ga. Defensive tackle Auburn 1986-89. Pro defensive tackle Washington Redskins 1989-90, Orlando Thunder (WLAF) 1991. High school coach: Auburn (Ala.) 1992-93. College coach: West Alabama 1994-96, Troy State 1997-2001, Cincinnati 2002, Arkansas 2003-07, Mississippi 2008, Auburn 2009-10, Georgia 2014-16, Tennessee 2017-19, South Carolina 2020. Pro coach: Tennessee Titans 2011-13, Philadelphia Eagles 2021-23. Rejoined Titans in 2024.

**John Shaw**, assistant sports performance - speed training; born March 7, 1983; Mobile, Ala. Defensive back Alabama-Birmingham 2001-04, Belhaven 2005-06. No pro playing experience. College coach: Belhaven 2009-10, Kansas 2019, Missouri 2020-21, Arizona 2022-23. Pro coach: Joined Titans in 2024.

**Luke Stocker**, assistant tight ends; born July 17, 1988; Berea, Ky. Tight end Tennessee 2007-10. Pro tight end Tampa Bay Buccaneers 2011-17, Tennessee Titans 2017-18, Atlanta Falcons 2019-20, Minnesota Vikings 2021. No college coaching experience. Pro coach: Joined Titans in 2023.

**Grant Thorne**, assistant strength and conditioning; born Dec. 30, 1985; Tucson, Ariz. Running back/wide receiver Long Beach C.C. 2004-05, Nicholls State 2006-07. Pro wide receiver Los Angeles Avengers (AFL) 2008. College coach: Stanford 2011, Purdue 2011-14. Pro coach: New York Jets 2010, Green Bay Packers 2015-23. Joined Titans in 2024.

**Tyke Tolbert**, wide receivers; born Sept. 15, 1967; Conroe, Texas. Wide receiver LSU 1986-90. No pro playing experience. College coach: LSU 1994, Northeast Louisiana 1994 and 1995-97, Ohio 1995, Auburn 1998, Louisiana-Lafayette 1999-2001, Florida 2002. Pro coach: Arizona Cardinals 2003, Buffalo Bills 2004-09, Carolina Panthers 2010, Denver Broncos 2011-17, New York Giants 2018-21, Chicago Bears 2022-23. Joined Titans in 2024.

**Dennard Wilson**, defensive coordinator; born March 31, 1982; Upper Marlboro, Md. Defensive back Maryland 2000-03. Pro defensive back Washington Redskins 2004. College coach: Maryland 2007-08. Pro coach: Chicago Bears 2008-11, St. Louis Rams 2012-15, Los Angeles Rams 2016, New York Jets 2017-20, Philadelphia Eagles 2021-22, Baltimore Ravens 2023. Joined Titans in 2024.

**Zac Woodfin**, director of sports performance; born March 19, 1983; Montgomery, Ala. Linebacker Alabama Birmingham 2001-04. Pro linebacker Green Bay Packers 2005, New Orleans Saints 2005, Baltimore Ravens 2005-06, Houston Texans 2007. College coach: Alabama Birmingham 2014, Southern Miss 2015-16, Kansas 2017-19, Missouri 2020-21. Pro coach: Green Bay Packers 2011-13, USFL/UFL 2022-23. Joined Titans in 2024.

## RECORD HOLDERS

### INDIVIDUAL RECORDS—CAREER

Rushing (Yds.)	Eddie George, 1996-2003	10,009
Passing (Yds.)	Warren Moon, 1984-93	33,685
Passing (TDs)	Warren Moon, 1984-93	196
Receiving (No.)	Ernest Givins, 1986-94	542
Receiving (Yds.)	Ernest Givins, 1986-94	7,935
Interceptions	Jim Norton, 1960-68	45
Punting (Avg.)	Brett Kern, 2009-21	45.9
Punt Return (Avg.)	Billy Johnson, 1974-80	13.2
Kickoff Return (Avg.)	Bobby Jancik, 1962-67	26.5
Field Goals	Al Del Greco, 1991-2000	246
Touchdowns (Tot.)	Derrick Henry, 2016-23	93
Points	Al Del Greco, 1991-2000	1,060
*Sacks	Ray Childress, 1985-95	75.5

### INDIVIDUAL RECORDS—SINGLE SEASON

Rushing (Yds.)	Derrick Henry, 2020	2,027
Passing (Yds.)	Warren Moon, 1991	4,690
Passing (TDs)	George Blanda, 1961	36
Receiving (No.)	Charlie Hennigan, 1964	101
Receiving (Yds.)	Charlie Hennigan, 1961	1,746
Interceptions	Fred Glick, 1963	12
	Mike Reinfeldt, 1979	12
	Ryan Stonehouse, 2022	**53.1
Punting (Avg.)	Billy Johnson, 1977	15.4
Punt Return (Avg.)	Darius Jennings, 2018	31.7
Kickoff Return (Avg.)	Al Del Greco, 1998	36
Field Goals	Earl Campbell, 1979	19
Points	Al Del Greco, 1998	136
	Ryan Succop, 2017	136
*Sacks	William Fuller, 1991	15.0

### INDIVIDUAL RECORDS—SINGLE GAME

Rushing (Yds.)	Derrick Henry, 1-3-21	250
Passing (Yds.)	Warren Moon, 12-16-90	527
Passing (TDs)	George Blanda, 11-19-61	**7
Receiving (No.)	Charlie Hennigan, 10-13-61	13
	Sid Blanks, 9-12-64	13
	Haywood Jeffries, 10-13-91	13
	Drew Bennett, 12-19-04	13
Receiving (Yds.)	Charlie Hennigan, 10-13-61	272
Interceptions	Many times	3
	Last time by Kevin Byard, 10-22-17	
Field Goals	Rob Bironas, 10-21-07	**8
Touchdowns (Tot.)	Billy Cannon, 12-10-61	5
Points	Billy Cannon, 12-10-61	30
*Sacks	William Fuller, 11-28-93	4.0

\*Sacks became an official statistic in 1982  
\*\*NFL Record



**2024 VETERAN ROSTER**

No.	Name	Pos.	Ht.	Wt.	Birthdate	NFL Exp.	College	Hometown	How Acq.	'23 Games/ Starts
23	Avery, Tre	CB	5-11	181	2/26/97	3	Rutgers	Baltimore, Md.	FA-22	15/2
13	Awuzie, Chidobe	CB	6-0	202	5/24/95	8	Colorado	San Jose, Calif.	UFA(Cin)-24	15/10*
97	Bohanna, Quinton	DL	6-4	360	3/16/99	4	Kentucky	Memphis, Tenn.	FA-23	6/3*
83	Boyd, Tyler	WR	6-2	203	11/15/94	9	Pittsburgh	Clairton, Pa.	FA-24	17/13*
44	Brown, Mike	S	6-1	215	4/7/99	2	Miami (Ohio)	Grand Rapids, Mich.	FA-22	9/1
93	Brown, Shakel	DT	6-3	295	12/4/98	2	Troy	Miami, Fla.	FA-23	0*
60	Brunskill, Daniel	OL	6-5	300	1/27/94	6	San Diego State	Valley Center, Calif.	UFA(SF)-23	14/14
16	Burks, Treyton	WR	6-2	225	3/23/00	3	Arkansas	Warren, Ark.	D1-22	11/9
45	Campbell, Chance	LB	6-2	232	10/8/99	3	Mississippi	Ellicott City, Md.	D6b-22	4/0
53	Charles, Saahdiq	OL	6-4	322	7/26/99	5	Louisiana State	Jackson, Miss.	UFA(Was)-24	11/10*
36	Chestnut, Julius	RB	5-11	228	10/26/00	3	Sacred Heart	Bowie, Md.	FA-22	3/0
91	Coburn, Keondre	DL	6-2	332	5/23/00	2	Texas	Houston, Texas	FA-23	5/0*
46	Cox, Morgan	LS	6-4	233	4/26/86	15	Tennessee	Collierville, Tenn.	UFA(Bal)-21	17/0
79	Cushenberry III, Lloyd	C	6-4	315	11/22/97	5	Louisiana State	Carville, La.	UFA(Den)-24	17/17*
92	Davidson, Marlon	DT	6-3	303	5/11/98	4	Auburn	Greenville, Ala.	FA-23	5/3
47	Domann, JoJo	LB	6-1	230	7/28/97	2	Nebraska	Colorado Springs, Colo.	FA-23	5/0
14	Dowell, Colton	WR	6-3	212	4/19/99	2	Tennessee-Martin	Lebanon, Tenn.	D7-23	10/1
71	Duncan, Jaelyn	OL	6-6	306	7/8/00	2	Maryland	New Carrollton, Md.	D6-23	10/5
3	Farley, Caleb	CB	6-2	197	11/2/98	4	Virginia Tech	Maiden, N.C.	D1-21	0*
6	Folk, Nick	K	6-1	225	11/5/84	17	Arizona	Sherman Oaks, Calif.	T(NE)-23	17/0
33	Garror, Eric	DB	5-8	174	3/31/00	2	Louisiana-Lafayette	Mobile, Ala.	FA-23	12/4
50	Gibbens, Jack	LB	6-3	242	11/24/98	2	Minnesota	Bulverde, Texas	FA-22	14/13
57	Gifford, Luke	LB	6-3	243	8/28/95	6	Nebraska	Lincoln, Neb.	UFA(Dal)-23	11/1
30	Gowan, Tay	DB	6-2	185	1/7/98	2	Central Florida	Covington, Ga.	FA-23	1/0
25	Haskins, Hassan	RB	6-2	228	11/26/99	3	Michigan	St. Louis, Mo.	D4a-22	0*
37	Hooker, Amani	S	5-11	210	6/14/98	6	Iowa	Minneapolis, Minn.	D4-19	13/13
10	Hopkins, DeAndre	WR	6-1	212	6/6/92	12	Clemson	Central, S.C.	FA-23	17/16
5	Jackson, Kearis	WR	5-11	196	12/9/99	2	Georgia	Fort Valley, Ga.	FA-23	2/0
39	Jackson, Matthew	S	6-1	209	11/9/98	2	Eastern Kentucky	Nashville, Tenn.	FA-23	10/0
69	Joseph-Day, Sebastian	DL	6-4	310	3/21/95	6	Rutgers	Stroudsburg, Pa.	UFA(SF)-24	16/14*
40	Kendall, Anthony	CB	5-10	188	12/17/99	2	Baldwin Wallace	Port Richey, Fla.	FA-23	16/0
49	Key, Arden	OLB	6-5	240	5/3/96	7	Louisiana State	Atlanta, Ga.	UFA(Jax)-23	17/9
12	Kinsey, Mason	WR	5-11	200	8/29/98	2	Berry College	Demorest, Ga.	FA-21	6/0
58	Landry III, Harold	OLB	6-2	252	6/5/96	7	Boston College	Spring Lake, N.C.	D2-18	17/10
8	Levis, Will	QB	6-4	229	6/27/99	2	Kentucky	Madison, Conn.	D2-23	9/9
21	McCreary, Roger	CB	5-11	190	2/10/00	3	Auburn	Mobile, Ala.	D2-22	15/11
96	McLendon Jr., TK	DE	6-4	275	2/27/99	2	Eastern Kentucky	Soperton, Ga.	FA-23	7/2
24	Molden, Elijah	DB	5-10	192	1/30/99	4	Washington	West Linn, Ore.	D3b-21	15/8
42	Murphy, Caleb	OLB	6-3	254	12/15/99	2	Ferris State	Dowagiac, Mich.	FA-23	3/0
56	Murray Jr., Kenneth	LB	6-2	241	11/16/98	5	Oklahoma	Missouri City, Texas	UFA(LAC)-24	15/15*
85	Okonkwo, Chig	TE	6-3	238	9/8/99	3	Maryland	Powder Springs, Ga.	D4b-22	17/11
78	Petit-Frere, Nicholas	OL	6-5	316	9/15/99	3	Ohio State	Tampa, Fla.	D3a-22	3/2
18	Philips, Kyle	WR	5-11	189	6/17/99	3	UCLA	San Marcos, Calif.	D5-22	9/0
20	Pollard, Tony	RB	6-0	209	4/30/97	6	Memphis	Memphis, Tenn.	UFA(Dal)-24	17/17*
75	Radunz, Dillon	OL	6-6	301	3/28/98	4	North Dakota State	Becker, Minn.	D2-21	16/11
41	Reese IV, Otis	LB	6-3	214	7/2/98	2	Mississippi	Leesburg, Ga.	FA-23	7/3
0	Ridley, Calvin	WR	6-1	190	12/20/94	6	Alabama	Fort Lauderdale, Fla.	UFA(Jax)-24	17/17*
11	Rudolph, Mason	QB	6-5	235	7/17/95	7	Oklahoma State	Rock Hill, S.C.	UFA(Pit)-24	4/3*
98	Simmons, Jeffery	DT	6-4	305	7/28/97	6	Mississippi State	Macon, Miss.	D1-19	12/12
73	Simmons, Lachavious	OL	6-5	315	9/26/96	3	Tennessee State	Selma, Ala.	FA-23	0*
77	Skoronski, Peter	OL	6-4	313	7/31/01	2	Northwestern	Park Ridge, Ill.	D1-23	14/14
38	Sneed, L'Jarvis	CB	6-1	192	1/21/97	5	Louisiana Tech	Minden, La.	T(KC)-24	16/16*
2	Spears, Tyjae	RB	5-11	195	6/15/01	2	Tulane	Ponchatoula, La.	D3-23	17/1
4	Stonehouse, Ryan	P	5-10	193	5/11/99	3	Colorado State	La Verne, Calif.	FA-22	12/0
54	Wallow, Garret	LB	6-2	230	1/25/99	4	Texas Christian	New Orleans, La.	FA-23	5/0*
99	Weaver, Rashad	OLB	6-4	259	11/10/97	4	Pittsburgh	Fort Lauderdale, Fla.	D4b-21	15/0
15	Westbrook-Ikhine, Nick	WR	6-2	211	3/21/97	5	Indiana	Lake Mary, Fla.	FA-20	14/9
81	Whyte, Josh	TE	6-7	248	9/8/99	2	Cincinnati	Cincinnati, Ohio	D5-23	11/3
7	Willis, Malik	QB	6-1	219	5/25/99	3	Liberty	Atlanta, Ga.	D3b-22	3/0
17	Zentner, Ty	P	6-2	199	6/7/98	2	Kansas State	Topeka, Kan.	FA-23	5/0

## TENNESSEE TITANS

\* Awuzie played 15 games with Cincinnati in '23; Blacklock played one game with Jacksonville and three with Tennessee; Boyd played 17 games with Cincinnati; S. Brown missed '23 season because of injury; Charles played 11 games with Washington; Coburn played one game with Kansas City and four with Tennessee; Cushenberry played 17 games with Denver; Farley missed '23 season because of injury; Haskins missed '23 season because of injury; Joseph-Day played 14 games with the Los Angeles Chargers and two with San Francisco; Murray played 15 games with the Los Angeles Chargers; Pollard played 17 games with Dallas; Ridley played 17 games with Jacksonville; Rudolph played four games with Pittsburgh; L. Simmons last active with Chicago in '21; Sneed played 16 games with Kansas City; Wallow played two games with Houston and two with Tennessee.

t Titans traded for Sneed (KC).

Players lost through unrestricted free agency (12): LB Azeem Al-Shaair (Hou; 17 games), DL Denico Autry (Hou; 17), C Aaron Brewer (Mia; 17); CB Kristian Fulton (LAC; 11); OLB Trevis Gipson (Jax; eight); RB Derrick Henry (Bal; 17); T Chris Hubbard (SF, nine); WR Chris Moore (Ari; 17), CB Sean Murphy-Bunting (Ari; 14); DT Kyle Peko (DET, 13), OL Calvin Throckmorton (six), S K'Von Wallace (Sea; 10).

Also played with Titans in '23—DT Ross Blacklock (three games), S Kevin Byard (six), DB Shyheim Carter (three), LB Tae Crowder (two), S Dane Cruikshank (two), T Andre Dillard (16), S Terrell Edmunds (nine), DT Jaleel Johnson (12); LB Joe Jones (four); DT Naquan Jones (eight), C/G Corey Levin (17); OL Justin Murray (four), OL Xavier Newman (three), OL John Ojukwu (three), DT Jayden Peevy (one), TE Kevin Rader (14), LB Monty Rice (12), OL Andrew Ruppich (five), CB Kendall Sheffield (two), DT Taylor Stallworth (one), QB Ryan Tannehill (10), DT Tearl Tart (11), CB Kindle Vildor (two), RB Jonathan Ward (eight), TE Trevon Wesco (15).

### FIRST-YEAR ROSTER

Name	Pos.	Ht.	Wt.	Birthdate	College	Hometown	How Acq.
Brownlee Jr., Jarvis	CB	5-10	194	7/13/01	Louisville	Miami Gardens, Fla.	D5
Carter, Shyheim (1)	DB	5-10	194	12/15/97	Alabama	Kentwood, La.	FA-22
Dooley, Brian	T	6-5	318	12/18/99	Eastern Michigan	Bowling Green, Ohio	FA
Duke, Khalid	OLB	6-3	246	2/27/01	Kansas State	Atlanta, Ga.	FA
Ellis, Keaton	S	5-11	185	2/22/01	Penn State	State College, Pa.	FA
Gadlin, X'Zauvea	C	6-3	322	9/17/99	Liberty	Grand Prairie, Texas	FA
Gray, Cedric	LB	6-2	234	10/30/02	North Carolina	Charlotte, N.C.	D4
Harrell, Jaylen	OLB	6-4	247	5/1/02	Michigan	Tampa, Fla.	D7b
Harrison, Tre'Shaun (1)	WR	5-11	188	6/26/00	Oregon State	Seattle, Wash.	FA-23
Iton, Isaiah	DL	6-2	277	8/23/01	Rutgers	Houtgen, Texas	FA
Jackson, Jha'Quan	WR	5-9	188	5/15/00	Tulane	Luling, La.	D6
Javier, Robert	CB	6-0	193	5/26/00	Towson	Bronx, N.Y.	FA
Jeady-Lally, Gabe	CB	6-1	189	2/16/01	Tennessee	Austin, Texas	FA
Johnson, Dillon	RB	5-11	217	6/15/01	Washington	Greenville, Miss.	FA
Latham, JC	T	6-6	342	2/8/03	Alabama	Oak Creek, Wis.	D1
Martin-Robinson, David	TE	6-3	247	12/26/99	Temple	Landisville, Pa.	FA
Narveson, Brayden	K	5-11	215	9/28/99	North Carolina State	Scottsdale, Ariz.	FA-22
Odukoya, Thomas (1)	TE	6-6	253	5/5/97	Eastern Michigan	Almere, Netherlands	FA-22
Ojukwu, John (1)	OL	6-5	309	1/9/99	Boise State	Boise, Idaho	FA-23
Oliver, Bryce	WR	6-1	214	5/19/00	Youngstown State	Fort Lauderdale, Fla.	FA
Ruppich, Andrew (1)	OL	6-6	318	4/1/99	Culver-Stockton	Wonder Lake, Ill.	FA-22
Rush, Thomas (1)	OLB	6-3	251	1/31/00	Minnesota	Marysville, Ohio	FA-23
Schnee, Sam	WR	5-10	191	4/1/00	Northern Iowa	Dubuque, Iowa	FA
Small, Jabari	RB	5-9	198	1/31/01	Tennessee	Memphis, Tenn.	FA
Spencer, Cole	G	6-3	307	4/12/99	Texas Tech	Louisville, Ky.	FA
Stilianos, Steven	TE	6-5	251	2/25/00	Iowa	Hayes, Va.	FA
Sweat, T'Vondre	DT	6-4	366	7/11/01	Texas	Hunstville, Texas	D2
Williams, James	LB	6-4	232	2/15/03	Miami (Fla.)	Fort Lauderdale, Fla.	D7a

The term **NFL Rookie** is defined as a player who is in his first season of professional football and has not been on the roster of another professional football team for any regular-season or postseason games. A **Rookie** is designated by an "R" on NFL rosters. Players who have been active in another professional football league or players who have NFL experience, including either preseason training camp or being on an Active List or Inactive List, or on Reserve/Injured or Reserve/Physically Unable to Perform for fewer than six regular-season games, are termed **NFL First-Year Players**. An **NFL First-Year Player** is designated by a "1" on NFL rosters. Thereafter, a player is credited with an additional year of experience for each season in which he accumulates six games on the Active List or Inactive List, or on Reserve/Injured or Reserve/Physically Unable to Perform.

Log on to [www.TennesseeTitans.com](http://www.TennesseeTitans.com) for an up-to-date roster.

---

# The NFC

Arizona Cardinals.....	141
Atlanta Falcons.....	147
Carolina Panthers .....	153
Chicago Bears .....	159
Dallas Cowboys .....	165
Detroit Lions .....	171
Green Bay Packers .....	177
Los Angeles Rams.....	183
Minnesota Vikings.....	189
New Orleans Saints .....	195
New York Giants .....	201
Philadelphia Eagles .....	207
San Francisco 49ers .....	213
Seattle Seahawks.....	219
Tampa Bay Buccaneers .....	225
Washington Commanders.....	231





## National Football Conference West Division

**Dignity Health Arizona Cardinals  
Training Center**  
8701 S. Hardy Drive  
Tempe, AZ 85284  
Telephone: (602) 379-0101

**Team Colors:** Cardinal Red, Black and White

## 2024 SCHEDULE

### PRESEASON

Aug. 10 **New Orleans** .....5:00 PM  
Aug. 17 at Indianapolis .....4:00 PM  
Aug. 25 at Denver.....1:30 PM

### REGULAR SEASON

Sep. 8 at Buffalo .....10:00 AM  
Sep. 15 **L.A. Rams** .....1:05 PM  
Sep. 22 **Detroit** .....1:25 PM  
Sep. 29 **Washington** .....1:05 PM  
Oct. 6 at San Francisco .....1:05 PM  
Oct. 13 at Green Bay .....10:00 AM  
Oct. 21 **L.A. Chargers (Mon)**.....6:00 PM  
Oct. 27 at Miami.....10:00 AM  
Nov. 3 **Chicago** .....2:05 PM  
Nov. 10 **N.Y. Jets** .....2:25 PM  
BYE  
Nov. 24 at Seattle .....2:25 PM  
Dec. 1 at Minnesota .....11:00 AM  
Dec. 8 **Seattle** .....2:05 PM  
Dec. 15 **New England**.....2:25 PM  
Dec. 22 at Carolina .....11:00 AM  
TBD at L.A. Rams.....TBD  
TBD **San Francisco**.....TBD

*\*All times MST; During the Flex Scheduling Windows, the games initially scheduled for Sunday Night Football, Monday Night Football, and Thursday Night Football are tentatively scheduled and subject to change.*

**Stadium:** State Farm Stadium  
1 Cardinals Drive  
Glendale, AZ 85305

**Opened:** 2006  
**Capacity:** 65,000  
**Playing Surface:** Grass

**Training Camp:**  
State Farm Stadium  
Glendale, AZ 85305

## CLUB OFFICIALS

**Owner:** Michael Bidwell  
**General Manager:** Monti Ossenfort  
**Chief Operating Officer:** Jeremy Walls  
**Chief Financial Officer:** Stefanie Meade  
**Chief Legal Officer:** David Koeninger  
**Chief People Officer:** Shaun Mayo  
**General Counsel:** Kevin Manara  
**Assistant General Manager:** Dave Sears  
**Senior Vice President, Media Relations:**  
Mark Dalton  
**Senior Vice President, Marketing:**  
Lisa Manning  
**Senior Vice President, Business  
Intelligence & Strategy:** John McKeon  
**Senior Vice President, Corporate  
Partnerships & Activation:** Wade Martin  
**Vice President, Football Operations &  
Facilities:** Matt Caracciolo  
**Vice President, Technology:** Erik Jones  
**Vice President, Security:**  
Patrick Foster  
**Vice President, Ticket Sales:** Joel Adams  
**Vice President, Content, Creative & Brand:**  
Surf Melendez  
**Vice President, Ticketing Operations:**  
Steve Bomar  
**Vice President, Executive Operations:**  
Melissa Gaspard  
**Director, Football Administration:**  
Matt Harris  
**Assistant Director, Player Personnel:**  
Rob Kiesel  
**Director, Pro Personnel:** Glen Fox  
**National Scout:** John Mancini  
**Western Regional Scout:** Chris Culmer  
**Central Regional Scout:** Zac Canty  
**Eastern Regional Scout:** Luke Palko  
**Assistant Director, College Scouting:**  
Ryan Gold  
**Director, Player Engagement:**  
Josh Marriner  
**Director, Stadium Operations:**  
Lacey Probst  
**Director, Football Systems:** Carter Tamblin  
**Pro Scouts:** Andrew Caskin, Andrew Ford  
**Scouts:** Zach Devlin, Chad Jenkins,  
Alfonza Knight, Keegan Leyrer,  
Alex Valles, Stephen Wise  
**Manager, Football Analytics & Research:**  
Charlie Adkins  
**Video Director:** Jeff Wallo  
**Video Assistants:** Matthew LeValley,  
Shelby Meyer, Aiden Davis-Diaz  
**Head Athletic Trainer:** Drew Krueger  
**Assistant Athletic Trainers:**  
Jeff Herndon, Chad Cook,  
Cayman Greene  
**Assistant Athletic Trainer/  
Physical Therapist:** Dano Norceide  
**Director of Rehabilitation/Physical  
Therapist:** Derek Garris  
**Equipment Manager:** Jeff Schwimmer  
**Assistant Equipment Managers:**  
Patrick Coleman, Kirk Muranaka,  
Marcus Lukes, Matt Seanor

## COACHING HISTORY

**Chicago 1920-59, St. Louis 1960-87,  
Phoenix 1988-93 (592-803-41)**

*Records include postseason games*

1920	Marshal Smith.....	6-2-2
1921-22	John (Paddy) Driscoll.....	11-6-2
1923-24	Arnold Horween.....	13-8-1
1925-26	Norman Barry.....	16-8-2
1927	Guy Chamberlin.....	3-7-1
1928	Fred Gillies.....	1-5-0
1929	Dewey Scanlon.....	6-6-1
1930	Ernie Nevers.....	5-6-2
1931	LeRoy Andrews*.....	0-1-0
1931	Ernie Nevers.....	5-3-0
1932	Jack Chevigny.....	2-6-2
1933-34	Paul Schissler.....	6-15-1
1935-38	Milan Creighton.....	16-26-4
1939	Ernie Nevers.....	1-10-0
1940-42	Jimmy Conzelman.....	8-22-3
1943-45	Phil Handler**.....	1-29-0
1946-48	Jimmy Conzelman.....	27-10-0
1949	Phil Handler-Buddy Parker*** 2-4-0	
1949	Raymond (Buddy) Parker.....	4-1-1
1950-51	Earl (Curly) Lambeau**** 7-15-0	
1951	Phil Handler-Cecil Isbell#.....	1-1-0
1952	Joe Kuharich.....	4-8-0
1953-54	Joe Stydahar.....	3-20-1
1955-57	Ray Richards.....	14-21-1
1958-61	Frank (Pop) Ivy##.....	15-31-2
1961	Chuck Druis-Ray Prochaska- Ray Willsey###.....	2-0-0
1962-65	Wally Lemm.....	27-26-3
1966-70	Charley Winner.....	35-30-5
1971-72	Bob Holloway.....	8-18-2
1973-77	Don Coryell.....	42-29-1
1978-79	Bud Wilkinson####.....	9-20-0
1979	Larry Wilson.....	2-1-0
1980-85	Jim Hanifan.....	39-50-1
1986-89	Gene Stallings@.....	23-34-1
1989	Hank Kuhlmann.....	0-5-0
1990-93	Joe Bugel.....	20-44-0
1994-95	Buddy Ryan.....	12-20-0
1996-2000	Vince Tobin@.....	29-44-0
2000-03	Dave McGinnis.....	17-40-0
2004-06	Dennis Green.....	16-32-0
2007-12	Ken Whisenhunt.....	49-53-0
2013-17	Bruce Arians.....	50-32-1
2018	Steve Wilks.....	3-13-0
2019-22	Kliff Kingsbury.....	28-38-1
2023-	Jonathan Gannon.....	4-13-0

\* Resigned after one game in 1931  
\*\* Co-coach with Walt Kiesling in Chicago  
Cardinals-Pittsburgh merger in 1944  
\*\*\* Co-coaches for first six games in 1949  
#### Resigned after 10 games in 1951  
# Co-coaches  
## Resigned after 12 games in 1961  
### Co-coaches  
#### Released after 13 games in 1979  
@ Released after 11 games in 1989  
@@ Released after seven games in 2000

## PAID ATTENDANCE, 2023

Home 485,100      Away 588,110  
Total 1,073,210  
Single-game home record,  
73,025 (9/19/93), Sun Devil Stadium  
103,467 (10/2/05), Azteca Stadium  
Single-season home record, 564,889 (2022)

## 2024 DRAFT CHOICES

Rd	Name	Pos	College
1	Marvin Harrison Jr.	WR	Ohio State
1	Darius Robinson	DL	Missouri
2	Max Melton	CB	Rutgers
3	Trey Benson	RB	Florida State
3	Isaiah Adams	OL	Illinois
3	Tip Reiman	TE	Illinois
3	Elijah Jones	CB	Boston College
4	Dadron Taylor-Demerson	S	Texas Tech
5	Xavier Thomas	LB	Clemson
5	Christian Jones	OL	Texas
6	Tejhaun Palmer	WR	UAB
7	Jaden Davis	CB	Miami (Fla.)

# ARIZONA CARDINALS

## 2023 TEAM RECORD

### REGULAR SEASON (4-13)

Date	Opponent	Result
Sept. 10	at Washington	L 16-20
Sept. 17	N.Y. GIANTS	L 28-31
Sept. 24	DALLAS	W 28-16
Oct. 1	at San Francisco	L 16-35
Oct. 8	CINCINNATI	L 20-34
Oct. 15	at L.A. Rams	L 9-26
Oct. 22	at Seattle	L 10-20
Oct. 29	BALTIMORE	L 24-31
Nov. 5	at Cleveland	L 0-27
Nov. 12	ATLANTA	W 25-23
Nov. 19	at Houston	L 16-21
Nov. 26	L.A. RAMS	L 14-37
Dec. 3	at Pittsburgh	W 24-10
Dec. 17	SAN FRANCISCO	L 29-45
Dec. 24	at Chicago	L 16-27
Dec. 31	at Philadelphia	W 35-31
Jan. 7	SEATTLE	L 20-21

### SCORE BY PERIODS

Team	66	110	74	80	0	330
Opponents	92	148	74	141	0	455

## 2023 TEAM STATISTICS

	Team	Opp.
Total First Downs	330	369
Rushing	127	141
Passing	173	198
Penalty	30	30
3rd Down: Made/Att	88/225	97/205
3rd Down Pct.	39.1	47.3
4th Down: Made/Att	15/34	7/15
4th Down Pct.	44.1	46.7
Possession Avg.	29:18	30:42
Total Net Yards	5509	6047
Avg. Per Game	324.1	355.7
Total Plays	1068	1060
Avg. Per Play	5.2	5.7
Net Yards Rushing	2365	2434
Avg. Per Game	139.1	143.2
Total Rushes	471	521
Net Yards Passing	3144	3613
Avg. Per Game	184.9	212.5
Sacked/Yards Lost	42/286	33/233
Gross Yards	3430	3846
Att./Completions	555/355	506/347
Completion Pct.	64.0	68.6
Had Intercepted	12	11
Punts/Average	64/49.6	60/48.8
Net Punting Avg.	64/42.9	60/42.1
Penalties/Yards	101/859	92/765
Fumbles/Ball Lost	21/6	9/6
Touchdowns	36	54
Rushing	17	19
Passing	18	32
Returns	1	3

## 2023 INDIVIDUAL STATISTICS

PASSING	Att	Cmp	Yds	Cmp%	Yds/Att	TD	TD%	Int	Int%	LG	Sk/Lost	Rtng
Murray	268	176	1799	65.7	6.71	10	3.7	5	1.9	48t	18/119	89.4
Dobbs	266	167	1569	62.8	5.90	8	3.0	5	1.9	69	17/126	81.2
Tune	21	12	62	57.1	2.95	0	0.0	2	9.5	14	7/41	22.6
Team	555	355	3430	64.0	6.18	18	3.2	12	2.2	69	42/286	82.9
Opponents	506	347	3846	68.6	7.60	32	6.3	11	2.2	63t	33/233	102.9

SCORING	TD TD TD TD				PAT	FG	Saf	Pts
	Tot	Ru	Rec	Rt				
Prater	0	0	0	0	22/23	28/33	0	106
Conner	9	7	2	0			0	54
M. Brown	4	0	4	0			0	24
Dobbs TM	3	3	0	0			0	22
Mi. Wilson	3	0	3	0			0	20
McBride	3	0	3	0			0	18
Murray	3	3	0	0			0	18
Demercado	2	2	0	0			0	12
Dortch	2	0	2	0			0	12
Moore	2	1	1	0			0	12
Tune	1	1	0	0			0	8
Carter	1	0	1	0			0	6
Ertz	1	0	1	0			0	6
Higgins	1	0	1	0			0	6
C.Thomas	1	0	0	1			0	6
Team	36	17	18	1	22/23	28/33	0	330
Opponents	54	19	32	3	51/52	26/31	0	455

2-Pt Conv: Dobbs 2, Tune, Mi. Wilson. Team 4-13, Opponents 1-2.

RUSHING	No.	Yds	Avg	LG	TD
Conner	208	1040	5.0	44	7
Demercado	58	284	4.9	49t	2
Dobbs	47	258	5.5	44	3
Murray	44	244	5.5	33	3
Moore	28	178	6.4	45t	1
Carter	22	149	6.8	21	0
Ingram	35	74	2.1	14	0
D.Williams	11	43	3.9	9	0
Tune	8	30	3.8	11	1
T.Jones	5	25	5.0	13	0
M.Brown	2	23	11.5	29	0
Gillikin	1	10	10.0	10	0
Dortch	1	5	5.0	5	0
Turner	1	2	2.0	2	0
Team	471	2365	5.0	49t	17
Opponents	521	2434	4.7	56	19

RECEIVING	No.	Yds	Avg	LG	TD
McBride	81	825	10.2	38	3
M.Brown	51	574	11.3	41	4
Moore	40	352	8.8	48t	1
Mi. Wilson	38	565	14.9	69	3
Ertz	27	187	6.9	17	1
Conner	27	165	6.1	34	2
Dortch	24	280	11.7	38t	2
Demercado	21	119	5.7	22	0
Higgins	14	163	11.6	26	1
Swaim	10	94	9.4	26	0
Carter	9	33	3.7	8	1
Ingram	4	26	6.5	9	0
Pascal	4	19	4.8	9	0
T.Jones	3	16	5.3	11	0
D.Williams	2	12	6.0	8	0
Team	355	3430	9.7	69	18
Opponents	347	3846	11.1	63t	32

INTERCEPTIONS	No.	Yds	Avg	LG	TD
Thompson	4	49	12.3	35	0
Barnes	1	46	46.0	46	0
Wallace	1	2	2.0	2	0
Collins	1	1	1.0	1	0
Blount	1	0	0.0	0	0
Hamilton	1	0	0.0	0	0
K.White	1	0	0.0	0	0
G.Williams	1	0	0.0	0	0
Team	11	98	8.9	46	0
Opponents	12	219	18.3	99t	3

PUNTING	No.	Yds	Avg	NetTB	In20	LG	B	
Gillikin	51	2580	50.6	43.6	2	11	77	0
Cooney	13	592	45.5	40.3	1	2	56	0
Team	64	3172	49.6	42.9	3	13	77	0
Opponents	60	2930	48.8	42.1	6	24	76	0

PUNT RETURNS	Ret	FC	Yds	Avg	LG	TD
Dortch	29	8	275	9.5	49	0
Hamilton	1	0	0	0.0	0	0
Moore	1	3	11	11.0	11	0
Team	31	11	286	9.2	49	0
Opponents	36	12	366	10.2	32	0

KICKOFF RETURNS	No.	Yds	Avg	LG	TD
Dortch	17	360	21.2	40	0
Baccellia	1	22	22.0	22	0
Team	18	382	21.2	40	0
Opponents	6	133	22.2	26	0

FIELD GOALS	1-19	20-29	30-39	40-49	50+
Prater	0/0	6/6	7/8	6/7	9/12
Team	0/0	6/6	7/8	6/7	9/12
Opponents	0/0	9/9	7/7	10/13	0/2

SACKS	No.
Gardeck	6.0
Dimukeje	4.0
Ojulari	4.0
Collins	3.5
Stills	3.5
Fotu	2.5
Strong	2.5
K.White	2.0
Ledbetter	1.5
Stille	1.0
Thompson	1.0
Watkins	1.0
Woods	0.5
Team	33.0
Opponents	42.0

## 2024 COACHING STAFF

**Jonathan Gannon, Head Coach**

**Pro Career:** Became an NFL head coach for the first time when hired by Arizona on Feb. 14, 2023. Gannon joined Arizona following two seasons (2021-22) as the defensive coordinator with the Philadelphia Eagles. He has 16 years of experience in the NFL with the Cardinals (2023), Eagles (2021-22), Colts (2018-20), Vikings (2014-17), Titans (2012-13), Rams (2009-11) and Falcons (2007). In his first season with Arizona in 2023, Gannon led the NFL's third-youngest team that relied heavily on rookies but was also highly competitive. Despite playing the league's second-toughest schedule with eight games vs. playoff teams, the Cardinals held a lead in 14-of-17 games played. Gannon led the Cardinals to three wins vs. teams that made the postseason in 2023, including two on the East Coast in the month of December (Pittsburgh and Philadelphia). Five teams that qualified for the '23 postseason (Texans, Buccaneers, Rams, Chiefs and Dolphins) did not have as many wins vs. playoff teams during the regular season. His debut season in Arizona saw him help to develop the team's rookie class, which led the NFL in combined starts (64) and combined snaps on offense and defense (4,654) in 2023. The Cardinals were the only team in the NFL to have rookies combine for 2,000-plus snaps on offense and 2,000-plus snaps on defense last season. Gannon also presided over one of the NFL's best rushing attacks in 2023. Arizona ranked fourth in the NFL in rushing yards (2,365) and second in rushing average (5.02) while leading the league with four games of 200-plus rushing yards. The Cardinals' 2,365 rushing yards were the most for the team in a single season since 1978 (2,582). The Eagles qualified for the postseason and boasted a top-10 defense in each of their two seasons (2021-22) under Gannon, ranking second in total defense in 2022 (301.5 ypg) and 10th in the NFL in 2021 (328.8 ypg). From 2021-22, the Eagles defense led the NFL with 99 sacks, ranked third in total defense (315.1 ypg), third in pass defense (200.4 ypg), sixth in tackles for loss (168), tied for fourth in total return TDs (7) and interception-return TDs (4) and tied for 10th in interceptions (29). In 2022 the Eagles featured the NFL's top-ranked pass defense (179.8 ypg) and the league's eighth-ranked scoring defense (20.2 ppg). Philadelphia won the NFC East title and was the No. 1 seed in the NFC that year, advancing to Super Bowl LVII at State Farm Stadium after beating San Francisco in the NFC Championship. The Eagles easily led the NFL with a franchise single-season record 70 sacks during the 2022 regular season, the most by any team in a single season since the 1989 Minnesota Vikings (71). Prior to working with the Eagles, Gannon was the defensive backs/cornerbacks coach with the Indianapolis Colts (2018-20) and the assistant defensive backs/quality control coach with the Minnesota Vikings (2014-17) after working as a defensive assistant with the Tennessee Titans (2012-13). He spent three seasons (2009-11) as a scout with the St. Louis Rams after beginning his NFL coaching career as a defensive assistant with the Atlanta Falcons in 2007.

**Background:** Gannon played collegiately as a safety at Louisville and appeared in nine games as a redshirt freshman in 2002 before suffering a career-ending hip injury in his first career start at Cincinnati. As a true freshman in 2001, he was named the Cardinals' defensive scout team player of the year. Following the injury, he worked as a student assistant at Louisville for three seasons (2003-05) and one season as a graduate assistant (2006) under Bobby Petrino. Gannon attended Saint Ignatius (Cleveland, Ohio) High School where he was an all-state defensive back and a standout in basketball and track & field. As a senior in 2001, he helped lead the basketball team to the school's first state championship and starred in the long jump and 110-meter hurdles, helping Saint Ignatius to its first track & field state championship that same year. Gannon was inducted into the Saint Ignatius Sports Hall of Fame in 2011.

**Personal:** Born April 4, 1983, in Cleveland, Ohio. Gannon and his wife, Gina, have three children – Rocco, Lola and Angelo.

## ASSISTANT COACHES

**Klayton Adams,** offensive line; born Feb. 13, 1983; Sacramento, Calif. Center Boise State 2003-04. No pro playing experience. College coach: Boise State 2005-06, Western Washington 2007-08, Sacramento State 2009-10, San Jose State 2011-12, Colorado 2013-18. Pro coach: Indianapolis Colts 2019-22. Joined Cardinals in 2023.

**Kenny Bell,** director, football strategy; born Sept. 30, 1988; Pasadena, Texas. Attended Houston. No college or pro playing experience. College coach: Houston 2011, Texas Tech 2013-18. Pro coach: Joined Cardinals in 2022.

**Jason Benguche,** assistant strength and conditioning; born April 11, 1984; Great Barrington, Mass. Offensive lineman Springfield College 2002-05. No pro playing experience. College coach: Florida State 2006-07, Georgia Tech 2008-12. Pro coach: Carolina Panthers 2013-19. Joined Cardinals in 2023.

**Ronald Booker,** defensive quality control; born June 10, 1992; Memphis, Tenn. Defensive back Rhodes 2010-13. No pro playing experience. College coach: Rhodes 2014-18, Pittsburgh 2019-20. Pro coach: Joined Cardinals in 2021.

**Chris Cook,** assistant offensive line; born Dec. 23, 1981; Wingate, N.C. Center Tennessee-Chattanooga. No pro playing experience. College coach: East Carolina 2016, Tennessee-Chattanooga 2017-18, Akron 2019-20, Duke 2022. Pro coach: Denver Broncos 2021. Joined Cardinals in 2023.

**Autry Denson,** running backs; born Dec. 8, 1976; Lauderdale, Fla. Running back Notre Dame 1995-98. Pro running back Miami Dolphins 1999-2000, Chicago Bears 2001, Indianapolis Colts 2002, Montreal Alouettes (CFL) 2004. College coach: Bethune-Cookman 2011-13, Miami (Ohio) 2014,

Notre Dame 2015-18, Charleston Southern (head coach) 2019-22. Pro coach: Joined Cardinals in 2023.

**Everett Gathron,** assistant strength and conditioning; born June 17, 1978; Colbert, Okla. Attended Otterbein and Ohio. No college or pro playing experience. College coach: Ohio 2008, Southern Methodist 2008-09, Texas-Pan American 2009-10, Virginia 2010-18, Ohio State 2018-23. Pro coach: Joined Cardinals in 2023.

**Derrick LeBlanc,** defensive line; born May 6, 1974; Breaux Bridge, La. Offensive/defensive lineman Northwestern State 1992-96. No pro playing experience. College coach: LSU 2000 and 2008-11, Henderson State 2001-04, Arkansas Tech 2005, Missouri State 2006-07, Wyoming 2012, Southern Mississippi 2013-14, Pearl River CC 2015, North Texas 2016, Kentucky 2017-19, Arkansas 2020. Pro coach: Miami Dolphins 2022. Joined Cardinals in 2023.

**Evan Marcus,** head strength and conditioning; born Jan. 2, 1968; Union, N.J. Offensive lineman Ithaca 1986-89. No pro playing experience. College coach: Arizona State 1991-92, Rutgers 1993, Maryland 1994, Texas 1995-97, Louisville 1998-99, Virginia 2003-06 and 2011-13. Pro coach: New Orleans Saints 2000-02, Atlanta Falcons 2007, Miami Dolphins 2008-10, Minnesota Vikings 2014-15, Cleveland Browns 2016-22. Joined Cardinals in 2023.

**Buddy Morris,** senior reconditioning coordinator; born Sept. 29, 1957; South Park, Pa. Attended Pittsburgh. No college or pro playing experience. College coach: Pittsburgh 1980-89 and 1997-2001; 2007-10, Buffalo 2006. Pro coach: Cleveland Browns 2002-04. Joined Cardinals in 2014.

**William Peagler,** assistant defensive line; born April 27, 1985; Santee, S.C. Attended Clemson. No college or pro playing experience. College coach: Valdosta State 2010, Louisiana 2011-13 and 2018, Minnesota 2016, Georgia 2017, Colorado 2019, Michigan State 2020-21, Florida 2022. Pro coach: Joined Cardinals in 2023.

**Drew Petzing,** offensive coordinator; born March 12, 1987; Rochester, N.Y. Defensive back Middlebury 2005-06. No pro playing experience. College coach: Middlebury 2007-08, Harvard 2009, Boston College 2010-11, Yale 2012. Pro coach: Minnesota Vikings 2014-19, Cleveland Browns 2020-22. Joined Cardinals in 2023.

**Nick Rallis,** defensive coordinator; born July 13, 1993; Edina, Minn. Linebacker Minnesota 2013-16. No pro playing experience. College coach: Wake Forest 2017. Pro coach: Minnesota Vikings 2018-20, Philadelphia Eagles 2021-22. Joined Cardinals in 2023.

**Jay Razzano,** coaching assistant; born Feb. 2, 1999; Roseville, Calif. Attended San Diego State. No college or pro playing experience. No college coaching experience. Pro coach: Joined Cardinals in 2023.

# ARIZONA CARDINALS

**Jeff Rodgers**, assistant head coach/special teams coordinator; born Jan. 12, 1978; St. Paul, Minn. Linebacker North Texas 1996-2000. No pro playing experience. College coach: Arizona 2001-02, Kansas State 2008. Pro coach: San Francisco 49ers 2003-07, Carolina Panthers 2009-10, Denver Broncos 2011-14, Chicago Bears 2015-17. Joined Cardinals in 2018.

**Rob Rodriguez**, outside linebackers; born Dec. 25, 1981; El Paso, Texas. Linebacker Texas-El Paso 2001-04. Pro linebacker Cologne Centurions (NFL Europe) 2006, Calgary Stampeders (CFL) 2006-07. College coach: Texas-El Paso 2008-14, Arizona State 2020-22. Pro coach: Minnesota Vikings 2015-19. Joined Cardinals in 2023.

**Kyle Sammons**, sports science coordinator/assistant strength and conditioning; born Feb. 6, 1985; Novato, Calif. Wide receiver Santa Rosa JC 2003-04, Nevada 2005-07. No pro playing experience. College coach: Nevada 2011-14, Washington 2015-21. Pro coach: Joined Cardinals in 2023.

**Brandon Schwab**, assistant to the head coach; born May 10, 1973; Los Angeles, Calif. Attended Southern Oregon. No college or pro playing experience. College coach: Southern Oregon 1997-98. Pro coach: St. Louis Rams 2006-12. Joined Cardinals in 2023.

**Connor Senger**, assistant quarterbacks; born Dec. 15, 1994; West Allis, Wis. Quarterback Wisconsin 2013-14, Wisconsin-Oshkosh 2015-16. No pro playing experience. College coach: Wisconsin-Oshkosh 2017, Carroll 2018, Wisconsin-Whitewater 2019, North Dakota State 2020-21. Pro coach: Joined Cardinals in 2022.

**Sam Sewell**, assistant special teams; born Sept. 11, 1988; Aurora, Colo. Tight end Northern Colorado 2006-10. No pro playing experience. College coach: Colorado State-Pueblo 2011-12 and 2015-16, McKendree 2013-14, Indiana State 2017-18, Eastern Michigan 2019-22. Pro coach: Joined Cardinals in 2023.

**Sam Siefkes**, linebackers; born Aug. 26, 1991; Oconomowoc, Wis. Attended Wisconsin-LaCrosse and Wisconsin. No college or pro playing experience. College coach: Wisconsin-LaCrosse 2012-14, Florida International 2014, Wisconsin 2015, Wisconsin-Platteville 2016-17, Wofford 2018-20. Pro coach: Minnesota Vikings 2021-22. Joined Cardinals in 2023.

**Ryan Smith**, cornerbacks; born Oct. 3, 1990; King George, Va. Cornerback William & Mary 2010-13. No pro playing experience. College coach: Texas-San Antonio 2014, Penn State 2015-16, Elon 2017-18, James Madison 2019, Virginia Tech 2020-21, Northwestern 2022. Pro coach: Joined Cardinals in 2023.

**Ben Steele**, tight ends; born May 27, 1978; Denver, Colo. Tight end Fort Lewis 1997-98, Mesa State 1998-2000. Pro tight end Frankfurt Galaxy (NFL Europe) 2002, Green Bay Packers 2004-05. College coach: Mesa State 2008, Colorado 2009-10, California 2011-12, California-Davis 2013. Pro coach: Tampa Bay Buccaneers 2014-18, Atlanta Falcons 2019-20, Minnesota Vikings 2021, Denver Broncos 2022. Joined Cardinals in 2023.

**Drew Terrell**, passing game coordinator/wide receivers; born July 25, 1991; Mesa, Ariz. Wide receiver Stanford 2009-12. No pro playing experi-

ence. College coach: Virginia Tech 2014, Michigan 2015-17. Pro coach: Carolina Panthers 2018-19, Washington Commanders 2020-22. Joined Cardinals in 2023.

**Shea Thompson**, director, football performance; born Nov. 26, 1984; Woodbine, Iowa. Linebacker Buena Vista 2003-06. No pro playing experience. College coach: Nebraska 2007-08, Northern Illinois 2008-10, Minnesota 2012-15. Pro coach: Cincinnati Bengals 2016-18, San Francisco 49ers 2019-22. Joined Cardinals in 2023.

**Patrick Toney**, defensive backs; born March 14, 1990; Poway, Calif. Attended Southeastern Louisiana. No college or pro playing experience. College coach: Southeastern Louisiana 2012-14, Sam Houston State 2015, Texas-San Antonio 2016-17, Louisiana 2018-21, Florida 2022. Pro coach: Joined Cardinals in 2023.

**Spencer Whipple**, pass game specialist; born March 18, 1989; Gibsonia, Pa. Quarterback Pittsburgh 2007, Massachusetts 2008, Miami (Fla.) 2009-11. No pro playing experience. College coach: Pittsburgh 2012-13, Massachusetts 2014-18. Pro coach: Joined Cardinals in 2019.

**Israel Woolfork**, quarterbacks; born Nov. 13, 1990; Livonia, Mich. Quarterback Grand Valley State 2008-12. No pro playing experience. College coach: Miami (Ohio) 2013-21. Pro coach: Cleveland Browns 2022. Joined Cardinals in 2023.

## RECORD HOLDERS

### INDIVIDUAL RECORDS—CAREER

Rushing (Yds.)	Ottis Anderson, 1979-86	7,999
Passing (Yds.)	Jim Hart, 1966-83	34,639
Passing (TDs)	Jim Hart, 1966-83	209
Receiving (No.)	Larry Fitzgerald, 2004-20	1,432
Receiving (Yds.)	Larry Fitzgerald, 2004-20	17,492
Interceptions	Larry Wilson, 1960-72	52
Punting (Avg.)	Andy Lee, 2017-22	47.5
Punt Return (Avg.)	Charley Trippi, 1947-55	13.7
Kickoff Return (Avg.)	Ollie Matson, 1952, 1954-58	28.5
Field Goals	Jim Bakken, 1962-78	282
Touchdowns (Tot.)	Larry Fitzgerald, 2004-20	121
Points	Jim Bakken, 1962-78	1,380
*Sacks	Chandler Jones, 2016-21	71.5

### INDIVIDUAL RECORDS—SINGLE SEASON

Rushing (Yds.)	Ottis Anderson, 1979	1,605
Passing (Yds.)	Carson Palmer, 2015	4,671
Passing (TDs)	Carson Palmer, 2015	35
Receiving (No.)	DeAndre Hopkins, 2020	115
Receiving (Yds.)	David Boston, 2001	1,598
Interceptions	Bob Nussbaumer, 1949	12
Punting (Avg.)	Blake Gillikin, 2023	50.6
Punt Return (Avg.)	John (Red) Cochran, 1949	20.9
Kickoff Return (Avg.)	Ollie Matson, 1958	35.5
Field Goals	Neil Rackers, 2005	40

Touchdowns (Tot.)

Points

\*Sacks

David Johnson, 2016

Neil Rackers, 2005

Chandler Jones, 2016-21

### INDIVIDUAL RECORDS—SINGLE GAME

Rushing (Yds.)	Beanie Wells, 11-27-11	228
Passing (Yds.)	Boomer Esiason, 11-10-96 (OT)	522
Passing (TDs)	Jim Hardy, 10-2-50	6
	Charley Johnson, 9-26-65, 11-2-69	6
	Sonny Randle, 11-4-62	16
	Sonny Randle, 11-4-62	256
	Bob Nussbaumer, 9-24-67	**4
	Jerry Norton, 11-20-60, 11-26-61	**4
	Kwamie Lassiter, 12-27-98	**4
	Jim Bakken, 9-24-67	7
	Ernie Nevers, 11-28-29	**6
	Ernie Nevers, 11-28-29	**40
	Haason Reddick, 12-13-20	5.0
	Chandler Jones, 9-12-21	5.0

\*Sacks became an official statistic in 1982  
\*\*NFL record



# ARIZONA CARDINALS

## 2024 VETERAN ROSTER

No.	Name	Pos.	Ht.	Wt.	Birthdate	NFL Exp.	College	Hometown	How Acq.	'23 Games/ Starts
82	Baccellia, Andre	WR	5-10	175	1/7/97	3	Washington	Thousand Oaks, Calif.	FA-21	5/0
3	Baker, Budda	S	5-10	195	1/10/96	8	Washington	Bellevue, Wash.	D2-17	12/12
51	Barnes, Krys	LB	6-2	229	4/2/98	5	UCLA	Bakersfield, Calif.	UFA(GB)-23	16/6
66	Barton, Jackson	OL	6-7	302	8/8/95	4	Utah	Park City, Utah	UFA(LV)-23	1/0
68	Beachum, Kelvin	OL	6-3	308	6/8/89	13	SMU	Mexia, Texas	FA-20	11/2
32	Blount, Joey	S	6-1	201	11/16/98	3	Virginia	Atlanta, Ga.	FA-23	11/0
46	Brewer, Aaron	LS	6-5	232	7/5/90	13	San Diego State	Fullerton, Calif.	FA-16	17/0
62	Brown, Evan	OL	6-3	320	9/16/96	6	SMU	Southlake, Texas	UFA(Sea)-24	16/16*
22	Carter, Michael	RB	5-8	201	5/7/99	4	North Carolina	Navarre, Fla.	W(NYJ)-23	6/0
36	Chachere, Andre	S	6-0	197	2/10/96	4	San Jose State	Fresno, Calif.	W(Phi)-23	17/4
19	Chisena, Dan	WR	6-3	203	2/25/97	4	Penn State	Dowington, Pa.	FA-24	4/0
13	Clark, Kei'Trel	CB	5-10	181	3/19/01	2	Louisville	Richmond, Va.	FA-23	14/7
91	Collier, L.J.	DL	6-2	291	9/12/95	5	TCU	Munday, Texas	UFA(Sea)-23	1/1
25	Collins, Zaven	LB	6-4	260	5/19/99	4	Tulsa	Hominy, Okla.	D1-21	17/17
63	Colon, Trystan	OL	6-3	313	3/23/98	5	Missouri	Webb City, Mo.	W(NYJ)-23	14/4
6	Conner, James	RB	6-1	233	5/5/95	8	Pittsburgh	Erie, Pa.	UFA(Phi)-21	13/13
71	Daley, Dennis	OL	6-6	326	8/7/96	6	South Carolina	Columbia, S.C.	UFA(Ten)-23	4/1
20	Dallas, Deejay	RB	5-10	214	9/16/98	5	Miami	Brunswick, Ga.	UFA(Sea)-24	17/0*
31	Demercado, Emani	RB	5-9	215	1/20/99	2	TCU	Inglewood, Calif.	FA-23	14/2
52	Dimukeje, Victor	LB	6-2	262	11/18/99	4	Duke	Baltimore, Md.	D6a-21	16/6
4	Dortch, Greg	WR	5-7	175	5/29/98	4	Wake Forest	Highland Springs, Va.	FA-21	16/4
72	Froholdt, Hjalte	OL	6-5	310	8/20/96	5	Arkansas	Svendborg, Denmark	UFA(Cle)-23	17/17
45	Gardeck, Dennis	LB	6-0	232	8/9/94	7	Sioux Falls	Lake in the Hills, Ill.	FA-18	17/8
12	Gillikin, Blake	P	6-2	196	1/21/98	4	Penn State	Atlanta, Ga.	FA-23	13/0
30	Hall, Darren	CB	6-0	190	5/2/00	3	San Diego State	Pasadena, Calif.	FA-24	0*
76	Hernandez, Will	OL	6-3	332	9/2/95	7	UTEP	Las Vegas, Nev.	UFA(NYG)-22	17/17
84	Higgins, Elijah	TE	6-3	235	10/27/00	2	Stanford	Austin, Texas	W(Mia)-23	11/2
79	Hoskins, Phil	DL	6-5	315	1/2/97	4	Kentucky	Toledo, Ohio	FA-23	5/1
60	Ismael, Keith	OL	6-3	310	7/25/98	4	San Diego State	Oakland, Calif.	W(SF)-23	13/0
70	Johnson Jr., Paris	OL	6-6	313	7/3/01	2	Ohio State	Cincinnati, Ohio	D1-23	17/17
93	Jones, Justin	DL	6-3	309	8/28/96	7	N.C. State	Austell, Ga.	UFA(Chi)-24	17/17*
96	Jones, Naquan	DL	6-3	313	2/5/98	4	Michigan State	Evanston, Ill.	FA-23	4/1
37	Jones Jr., Tony	RB	5-11	224	11/24/97	4	Notre Dame	St. Petersburg, Fla.	W(NO)-23	3/0
98	Lopez, Roy	DL	6-2	318	8/7/97	4	Arizona	Tempe, Ariz.	FA-23	14/5
43	Luketa, Jesse	LB	6-3	253	1/15/99	3	Penn State	Ottawa, Ontario, Canada	D7b-22	14/1
58	Maddox-Williams, Tyreke	LB	6-0	228	10/28/97	2	Rutgers	Philadelphia, Pa.	FA-23	3/0
85	McBride, Trey	TE	6-4	246	11/22/99	3	Colorado State	Fort Morgan, Colo.	D2-22	17/12
35	McKinley III, Verone	S	5-10	190	6/29/99	2	Oregon	Carrollton, Texas	FA-23	0*
10	Moore, Chris	WR	6-1	200	6/16/93	9	Cincinnati	Tampa, Fla.	UFA(Ten)-24	17/5*
23	Murphy-Bunting, Sean	CB	6-0	195	6/19/97	6	Central Michigan	Macomb, Mich.	UFA(Ten)-24	14/14*
1	Murray, Kyler	QB	5-10	207	8/7/97	6	Oklahoma	Allen, Texas	D1-19	8/8
92	Nichols, Bilal	DL	6-3	313	9/14/96	7	Delaware	Chester, Pa.	UFA(LV)-24	17/17*
61	O'Donnell, Carter	OL	6-5	305	12/23/98	2	Alberta	Red Deer, Alberta, Canada	W(Ind)-23	5/3
29	Ojemudia, Michael	CB	6-1	200	9/12/97	3	Iowa	Farmington, Mich.	FA-24	0*
18	Ojulari, BJ	LB	6-2	248	4/5/02	2	LSU	Marietta, Ga.	D2-23	17/0
44	Pappoe, Owen	LB	6-0	225	9/29/00	2	Auburn	Lawrenceville, Ga.	D5b-23	16/1
0	Pascal, Zach	WR	6-2	215	12/18/94	7	Old Dominion	Upper Marlboro, Md.	UFA(Phi)-23	14/1
5	Prater, Matt	K	5-10	201	8/10/84	18	Central Florida	Esterio, Fla.	UFA(Det)-21	17/0
26	Price, Bobby	CB	6-3	208	4/25/98	4	Norfolk State	Virginia Beach, Va.	FA-23	6/0
9	Ridder, Desmond	QB	6-3	207	8/31/99	3	Cincinnati	Louisville, Ky.	T(Atl)-23	15/13*
86	Smith, Jeff	WR	6-1	195	4/21/97	4	Boston College	St. Petersburg, Fla.	FA-23	0*
50	Smith, Tyreke	LB	6-3	255	2/14/00	2	Ohio State	Cleveland, Ohio	FA-23	2/0
90	Stille, Ben	DL	6-4	296	11/12/97	3	Nebraska	Ashland, Neb.	W(Cle)-23	5/0
55	Stills, Dante	DL	6-4	286	12/14/99	2	West Virginia	Fairmont, W.Va.	D6b-23	15/8
97	Thomas, Cameron	LB	6-4	267	7/1/00	3	San Diego State	Carlsbad, Calif.	D3a-22	15/3
24	Thomas V, Starling	CB	5-10	194	1/25/00	2	UAB	Birmingham, Ala.	W(Det)-23	12/7
34	Thompson, Jalen	S	5-11	190	7/18/98	6	Washington State	Downey, Calif.	SD5-19	15/15
95	Tonga, Khyiris	DL	6-4	338	7/7/96	4	BYU	West Valley, Utah	UFA(Min)-24	14/2*
15	Tune, Clayton	QB	6-3	220	3/23/99	2	Houston	Carrollton, Texas	D5a-23	7/1
7	White, Kyzir	LB	6-2	234	3/24/96	7	West Virginia	Emmaus, Pa.	UFA(Phi)-23	11/11
65	Wilkinson, Elijah	OL	6-6	314	2/10/95	8	Massachusetts	Downington, Pa.	UFA(Atl)-23	10/9
21	Williams, Garrett	CB	5-10	192	6/1/01	2	Syracuse	Harrisburg, N.C.	D3a-23	9/6
73	Williams, Jonah	OL	6-5	312	11/17/97	5	Alabama	Folsom, Calif.	UFA(Cin)-24	17/17*
14	Wilson, Michael	WR	6-2	213	2/23/00	2	Stanford	Simi Valley, Calif.	D3b-23	13/12
2	Wilson Sr., Mack	LB	6-1	246	2/14/98	6	Alabama	Montgomery, Ala.	UFA(NE)-24	17/11*

## ARIZONA CARDINALS

\* Brown played 16 games with Seattle in '23; Dallas played 17 games with Seattle; Hall last active with Atlanta in '22; J. Jones played 17 games with Chicago; McKinley last active with Miami in '22; Moore played 17 games with Tennessee; Murphy-Bunting played 14 games with Tennessee; Nichols played 17 games with Las Vegas; Ojemudia was last active with Chicago in '22; Ridder played 15 games with Atlanta; J. Smith last active with the New York Jets in '22; Tonga played 14 games with Minnesota; J. Williams played 17 games with Cincinnati; Wilson Sr. played 17 games.

t - Cardinals traded for Ridder (ATL).

Players lost through unrestricted free agency (four)—WR Marquise Brown (KC, 14 games in '23), DL Leki Fotu (NYJ, 11), CB Antonio Hamilton (ATL, 14), LB Ezekiel Turner (SF, 16).

Also played with Cardinals in '23—DL Eric Banks (two games), CB Kris Boyd (four), RB Corey Clement (three), P Nolan Cooney (four), QB Joshua Dobbs (eight), TE Zach Ertz (seven), OL D.J. Humphries (15), RB Keontay Ingram (eight), S Qwanterez Knight (six), DL Jonathan Ledbetter (12), CB Christian Matthew (four), WR Rondale Moore (17), DL Kevin Strong (14), TE Geoff Swaim (14), S K'Von Wallace (seven), DL Carlos Watkins (two), RB Damien Williams (three), CB Marco Wilson (15), LB Josh Woods (11).

### FIRST-YEAR ROSTER

Name	Pos.	Ht.	Wt.	Birthdate	College	Hometown	How Acq.
Adams, Isaiah	OL	6-4	315	7/21/00	Illinois	Ajax, Ontario, Canada	D3b
Arias, Daniel (1)	WR	6-3	216	9/2/98	Colorado	Mill Creek, Wash.	FA-23
Benson, Trey	RB	6-0	216	7/23/02	Florida State	Greenville, Miss.	D3a
Davis, Jaden	CB	5-10	182	2/18/01	Miami	Fort Lauderdale, Fla.	D7
Gaines II, Jon (1)	OL	6-4	303	5/24/99	UCLA	Wauwatosa, Wis.	D4-23
Harrison Jr., Marvin	WR	6-3	209	8/11/02	Ohio State	Philadelphia, Pa.	D1a
Hayes Jr., Marquis (1)	OL	6-5	318	2/14/99	Oklahoma	St. Louis, Mo.	D7-22
Jones, Christian	OL	6-5	305	5/12/00	Texas	Cypress, Texas	D5b
Jones, Elijah	CB	6-1	185	1/8/00	Boston College	Harlem, N.Y.	D3d
Melton, Max	CB	5-11	187	4/15/02	Rutgers	Mays Landing, N.J.	D2
Murphy, Myles	DL	6-4	309	11/27/01	North Carolina	Greensboro, N.C.	FA
Nowaske, Trevor (1)	LB	6-3	235	11/7/98	Saginaw Valley State	Canton, Mich.	W(Det)-23
Palmer, Tejhaun	WR	6-1	210	5/19/00	UAB	Milwaukee, Wis.	D6
Pleasants, Austen (1)	OL	6-7	330	8/22/97	Ohio	Ironton, Ohio	FA
Reiman, Tip	TE	6-5	271	9/17/01	Illinois	Rapid City, S.D.	D3c
Robinson, Darius	DL	6-5	285	9/13/01	Missouri	Southfield, Mich.	D1b
Seikovits, Bernhard (1)	TE	6-5	262	7/24/97	International Player Pathway Program	Vienna, Austria	FA-21
Shimko, Joe	LS	6-0	233	9/30/00	N.C. State	Belmar, N.J.	FA
Taylor-Demerson, Dadrion	S	5-10	197	1/20/01	Texas Tech	Oklahoma City, Okla.	D4
Thomas, Xavier	LB	6-2	244	12/20/99	Clemson	Florence, S.C.	D5a
Vokolek, Travis (1)	TE	6-6	260	6/4/98	Nebraska	Springfield, Mo.	FA-23
Weaver, Xavier	WR	6-0	169	10/12/00	Colorado	Orlando, Fla.	FA
Whiteheart, Blake (1)	TE	6-4	247	3/22/00	Wake Forest	Winston-Salem, N.C.	FA-23
Wilson, Divaad (1)	CB	6-0	195	1/26/00	Central Florida	Miami, Fla.	FA-23

The term **NFL Rookie** is defined as a player who is in his first season of professional football and has not been on the roster of another professional football team for any regular-season or postseason games. A **Rookie** is designated by an "R" on NFL rosters. Players who have been active in another professional football league or players who have NFL experience, including either preseason training camp or being on an Active List or Inactive List, or on Reserve/Injured or Reserve/Physically Unable to Perform for fewer than six regular-season games, are termed **NFL First-Year Players**. An **NFL First-Year Player** is designated by a "1" on NFL rosters. Thereafter, a player is credited with an additional year of experience for each season in which he accumulates six games on the Active List or Inactive List, or on Reserve/Injured or Reserve/Physically Unable to Perform.

Log on to [www.azcardinals.com](http://www.azcardinals.com) for an up-to-date roster.



# ATLANTA FALCONS

## 2023 TEAM RECORD

### REGULAR SEASON (7-10)

Date	Opponent	Result
Sept. 10	CAROLINA	W 24-10
Sept. 17	GREEN BAY	W 25-24
Sept. 24	at Detroit	L 6-20
Oct. 1	at Jacksonville	L 7-23
Oct. 8	HOUSTON	W 21-19
Oct. 15	WASHINGTON	L 16-24
Oct. 22	at Tampa Bay	W 16-13
Oct. 29	at Tennessee	L 23-28
Nov. 5	MINNESOTA	L 28-31
Nov. 12	at Arizona	L 23-25
Nov. 26	NEW ORLEANS	W 24-15
Dec. 3	at N.Y. Jets	W 13-8
Dec. 10	TAMPA BAY	L 25-29
Dec. 17	at Carolina	L 7-9
Dec. 24	INDIANAPOLIS	W 29-10
Dec. 31	at Chicago	L 17-37
Jan. 7	at New Orleans	L 17-48

### SCORE BY PERIODS

Team	61	91	48	121	0	—	321
Opponents	65	128	91	89	0	—	373

## 2023 TEAM STATISTICS

	Team	Opp.
Total First Downs	326	320
Rushing	121	105
Passing	181	183
Penalty	24	32
3rd Down: Made/Att	90/225	77/228
3rd Down Pct.	40.0	33.8
4th Down: Made/Att	8/19	11/23
4th Down Pct.	42.1	47.8
Possession Avg.	29:09	30:51
Total Net Yards	5683	5458
Avg. Per Game	334.3	321.1
Total Plays	1092	1090
Avg. Per Play	5.2	5.0
Net Yards Rushing	2159	2009
Avg. Per Game	127.0	118.2
Total Rushes	522	499
Net Yards Passing	3524	3449
Avg. Per Game	207.3	202.9
Sacked/Yards Lost	40/251	42/258
Gross Yards	3775	3707
Att./Completions	530/327	549/340
Completion Pct.	61.7	61.9
Had Intercepted	17	8
Punts/Average	75/47.0	78/48.2
Net Punting Avg.	75/41.5	78/43.9
Penalties/Yards	84/743	104/831
Fumbles/Ball Lost	24/11	24/8
Touchdowns	32	36
Rushing	14	11
Passing	17	24
Returns	1	1

## 2023 INDIVIDUAL STATISTICS

PASSING	Att	Cmp	Yds	Cmp%	Yds/Att	TD	TD%	Int	Int%	LG	Sk/Lost	Rtng
Ridder	388	249	2836	64.2	7.31	12	3.1	12	3.1	71t	31/197	83.4
Heinicke	136	74	890	54.4	6.54	5	3.7	4	2.9	75t	8/47	74.7
Woodside	4	3	27	75.0	6.75	0	0.0	1	25.0	12	1/7	53.1
D.London	1	1	22	100.0	22.00	0	0.0	0	0.0	22	0/0	118.8
J.Smith	1	0	0	0.0	0.00	0	0.0	0	0.0	—	0/0	39.6
Team	530	327	3775	61.7	7.12	17	3.2	17	3.2	75t	40/251	80.5
Opponents	549	340	3707	61.9	6.75	24	4.4	8	1.5	61t	42/258	90.3

### TD TD TD TD

### SCORING

	Tot	Ru	Rec	Rt	PAT	FG	Saf	Pts
Team	32	14	17	1	27/28	32/37	1	321
Opponents	36	11	24	1	34/34	39/41	2	373

2-Pt Conv: Dobbs 2, Tune, Mi. Wilson. Team 4-13, Opponents 1-2.

### RUSHING

	No.	Yds	Avg	LG	TD
Robinson	214	976	4.6	38	4
Allgeier	186	683	3.7	31t	4
Ridder	53	193	3.6	23	5
Patterson	50	181	3.6	18	0
Heinicke	15	124	8.3	24t	1
Woodside	1	6	6.0	6	0
Hodge	1	0	0.0	0	0
J.Smith	1	0	0.0	0	0
Pitts	1	-4	-4.0	-4	0
Team	522	2159	4.1	38	14
Opponents	499	2009	4.0	38	11

### RECEIVING

	No.	Yds	Avg	LG	TD
D. London	69	905	13.1	45	2
Robinson	58	487	8.4	71t	4
Pitts	53	667	12.6	39	3
J.Smith	50	582	11.6	60t	3
Hollins	18	251	13.9	45	0
Allgeier	18	193	10.7	75t	1
Hodge	14	232	16.6	52	0
Jefferson	12	101	8.4	14	0
Miller	11	161	14.6	56	2
Pruitt	9	110	12.2	22	1
Patterson	9	38	4.2	11	1
K. Smith	3	33	11.0	28	0
FitzPatrick	1	12	12.0	12	0
Fisk	1	9	9.0	9	0
Ridder	1	-6	-6.0	-6	0
Team	327	3775	11.5	75t	17
Opponents	340	3707	10.9	61t	24

### INTERCEPTIONS

	No.	Yds	Avg	LG	TD
Bates	6	95	15.8	92t	1
Landman	1	25	25.0	25	0
Grant	1	4	4.0	4	0
Team	8	124	15.5	92t	1
Opponents	17	240	14.1	74	1

### PUNTING

	No.	Yds	Avg	Net B	In 20	LG B
Pinion	75	3523	47.0	41.5	3	27
Team	75	3523	47.0	41.5	3	27
Opponents	78	3762	48.2	43.9	5	31

### PUNT

RETURNS	Ret	FC	Yds	Avg	LG	TD
Alford	20	7	160	8.0	23	0
Hughes	11	10	67	6.1	16	0
Miller	1	1	4	4.0	4	0
Robinson	1	0	8	8.0	8	0
Team	33	18	239	7.2	23	0
Opponents	31	24	353	11.4	61	0

### KICKOFF

RETURNS	No.	Yds	Avg	LG	TD
Patterson	7	153	21.9	29	0
Hughes	3	46	15.3	19	0
Alford	2	13	6.5	8	0
Miller	1	14	14.0	14	0
K.Smith	1	10	10.0	10	0
Team	14	236	16.9	29	0
Opponents	11	261	23.7	32	0

### FIELD

GOALS	1-19	20-29	30-39	40-49	50+
Koo	0/0	10/10	10/10	9/11	3/6
Team	0/0	10/10	10/10	9/11	3/6
Opponents	1/1	11/11	12/12	10/10	5/7

### SACKS

	No.
Campbell	6.5
Dupree	6.5
Ebiketie	6.0
Elliss	4.0
Onyemata	4.0
Carter	3.0
Grant	3.0
Z.Harrison	3.0
Landman	2.0
Jarrett	1.5
Graham	1.0
Street	1.0
Andersen	0.5
Team	42.0
Opponents	40.0

**2024 COACHING STAFF****Raheem Morris, Head Coach**

**Pro Career:** Raheem Morris was named the 19th head coach in Atlanta Falcons history on Jan. 25, 2024. He takes over the club after spending the past three seasons (2021-23) as defensive coordinator for the Los Angeles Rams. During his tenure with the Rams, Los Angeles made two postseason appearances and captured a title in Super Bowl LVI. Over the past three seasons, Los Angeles' defense has recorded the fourth-best red-zone efficiency rating and the seventh-fewest rushing yards per game in the NFL. His 2023 unit was one of the youngest in the NFL but helped the Rams earn a playoff berth and featured Rams third-round rookie defensive lineman Kobie Turner, a finalist for the AP Defensive Rookie of the Year award. Turner and Byron Young tallied a combined 17 sacks, finishing first and second among all rookies. Turner's nine sacks matched three-time NFL Defensive Player of the Year Aaron Donald's franchise rookie record (nine in 2014), while Young's eight sacks ranked third among rookies in franchise history. In 2022, Morris led a Rams defense that led the NFL in red-zone efficiency (44.4 percent), ranked second in goal-to-go efficiency (53.3 percent), seventh in interceptions (16) and ninth in defensive total rush EPA (42.97). During the 2021 season that culminated in a Super Bowl title, Los Angeles' defense averaged 1.5 takeaways per game and featured three players – Donald, Leonard Floyd and Von Miller – ranked in the top 20 in sacks. Additionally, Morris' unit ranked third in sacks (50) and fifth in tackles for loss (85) during the regular season. In 2021, the Rams defense ranked sixth in the NFL in opponents' rushing yards per game (103.2) and fifth in yards per rush (3.96). Morris' unit held opponents to a 51.8-percent red-zone efficiency rate, which ranked eighth. Morris also led a secondary that ranked fifth in opponent passer rating (83.8) and third in interceptions (19). The secondary finished second in the NFL with 17 opponent passing touchdowns allowed and a 0.89 opponent touchdown-to-interception ratio. Career record: 21-38.

**Background:** Also served as Falcons defensive coordinator and interim head coach in 2020 after four years (2016-19) as Atlanta's assistant head coach, wide receivers coach and offensive pass game coordinator, and one season (2015) as the team's assistant head coach, defensive backs coach and defensive pass game coordinator. Served as defensive backs coach with the Washington Redskins (2012-14) and Tampa Bay Buccaneers (2007-08). In between, served three years (2009-11) as Tampa Bay head coach. Prior to 2007, spent 2006 season as defensive coordinator at Kansas State, and four years (2002-05) as the Buccaneers' defensive quality control coach, defensive assistant and assistant defensive backs coach.

Got his start in coaching as a graduate assistant at Hofstra (1998) before coaching defensive backs at both Cornell (1999) and Hofstra (2000-01).

**Personal:** Born and raised in Newark, N.J., he graduated from Irvington (N.J.) High School.

**ASSISTANT COACHES**

**Zac Robinson,** offensive coordinator; born in Littleton, Colo. Quarterback Oklahoma State 2005-09. Pro quarterback New England Patriots 2010, Seattle Seahawks 2010, Detroit Lions 2010, Cincinnati Bengals 2011-13. No college coaching experience. Pro coach: Los Angeles Rams 2019-23. Joined Falcons in 2024.

**Jimmy Lake,** defensive coordinator; born in Walnut Creek, Calif. Safety Eastern Washington 1995-98. No pro playing experience. College coach: Eastern Washington 1999-2003, Washington 2004 and 2014-21, Montana State 2005, Boise State 2012-13. Pro coach: Tampa Bay Buccaneers 2006-07 and 2010-11, Detroit Lions 2008, Los Angeles Rams 2023. Joined Falcons in 2024.

**Marquice Williams,** special teams coordinator; born in Fresno, Calif. Defensive back Fresno C.C., University of Mary. No pro playing experience. College coach: Winona State 2010, Central Oklahoma 2011, South Dakota 2012-15. Pro coach: San Diego/Los Angeles Chargers 2016-18, Detroit Lions 2019-20. Joined Falcons in 2021.

**Tim Berbenich,** pass game specialist/game management; born in Huntington, N.Y. Attended Hamilton College. No college or pro playing experience. No college coaching experience. Pro coach: New York Jets 2003-05, Tampa Bay Buccaneers 2006-11, Indianapolis Colts 2013-17, Oakland/Las Vegas Raiders 2018-21, Houston Texans 2022, Los Angeles Rams 2023. Joined Falcons in 2024.

**K.J. Black,** offensive assistant. Quarterback Western Kentucky 2007-08, Prairie View A&M 2009-10. No pro playing experience. College coach: Prairie View A&M 2011-18, Florida A&M 2019-21. Pro coach: Los Angeles Rams 2022-23. Joined Falcons in 2024.

**Shawn Flaherty,** assistant offensive line. Offensive lineman Towson 2013-16. No pro playing experience. College coach: North Carolina State 2017-18. Pro coach: Miami Dolphins 2019-20. Joined Falcons in 2022.

**Jerry Gray,** assistant head coach/defense; born in Lubbock, Texas. Safety Texas 1983-84. Pro safety Los Angeles Rams 1985-91, Houston Oilers 1992, Tampa Bay Buccaneers 1993. College coach:

Southern Methodist 1995-96. Pro coach: Tennessee Oilers/Titans 1997-2000 and 2011-13, Buffalo Bills 2001-05, Washington Redskins 2006-09, Seattle Seahawks 2010, Minnesota Vikings 2014-19, Green Bay Packers 2020-22. Joined Falcons in 2023.

**Ike Hilliard,** wide receivers; born in Patterson, La. Wide receiver Florida 1994-96. Pro wide receiver New York Giants 1997-2004, Tampa Bay Buccaneers 2005-08. College coach: Auburn 2022. Pro coach: Washington Redskins 2014-19, Pittsburgh Steelers 2020-21. Joined Falcons in 2024.

**Justin Hood,** secondary; born in Youngstown, Ohio. Safety Ashland 2004-07. No pro playing experience. College coach: Oregon 2010-12, Illinois 2013-14, Capital 2014-15, Davidson 2016-17, Western Carolina 2018, Kent State 2019-20. Pro coach: Green Bay Packers 2021-23. Joined Falcons in 2024.

**Dave Huxtable,** senior defensive assistant. Attended Eastern Illinois. No college or pro playing experience. College coach: Iowa State 1982, Independence (Kan.) C.C. 1983-84, Western Kentucky 1985-89, East Carolina 1990-91 and 1998-99, Georgia Tech 1992-97, Oklahoma State 2000, North Carolina 2001, Central Florida 2002-10, Wisconsin 2011, Pittsburgh 2012, North Carolina State 2013-19, Texas 2020, Alabama 2021-22. Pro coach: Joined Falcons in 2023.

**Nick Jones,** assistant offensive line; born in Bowdon, Ga. Offensive lineman Georgia 2003-06. No pro playing experience. College coach: Georgia 2010-11, Coastal Carolina 2012-17, Air Force 2018, Colorado State 2019. Pro coach: Atlanta Falcons 2020, Los Angeles Rams 2021-23. Rejoined Falcons in 2024.

**Steven King,** special teams assistant; born in Long Island, N.Y. Running back Buffalo 2003-06. No pro playing experience. College coach: Nassau C.C. 2011, Wagner 2012-13, Nevada 2014-15, Bucknell 2016-18, North Carolina 2019-21. Pro coach: Joined Falcons in 2022.

**Kevin Koger,** tight ends; born in Huntington, N.Y. Tight end Michigan 2008-11. No pro playing experience. High school coaching experience: Saline (Mich.) 2012. College coach: Michigan 2013-14, Tennessee 2015, Eastern Kentucky 2016-18. Pro coach: Green Bay Packers 2019-20, Los Angeles Chargers 2021-23. Joined Falcons in 2024.

# ATLANTA FALCONS

**Patrick Kramer**, offensive assistant. Quarterback John Carroll 2012-15. No pro playing experience. College coach: John Carroll 2016, Tennessee-Chattanooga 2017, Notre Dame 2018-20. Pro coach: Joined Falcons in 2021.

**Dwayne Ledford**, run game coordinator/offensive line; born in Marion, N.C. Defensive/offensive lineman East Carolina 1995-97. Pro offensive lineman San Francisco 49ers 1999-2000 and 2003-04, Jacksonville Jaguars 2000, Carolina Panthers 2001, Cleveland Browns 2005, New Orleans Saints 2006. College coach: East Carolina 2008-09, Tennessee State 2010, Gardner-Webb 2011, Appalachian State 2012-15, North Carolina State 2016-18, Louisville 2019-20. Pro coach: Joined Falcons in 2021.

**Michael Pitre**, running backs; born in Fontana, Calif. Fullback UCLA 2003-07. No pro playing experience. College coach: Colorado 2012-13, Montana State 2014-17, Oregon State 2018-20. Pro coach: Chicago Bears 2021. Joined Falcons in 2022.

**Jay Rodgers**, defensive line; born in Saint Paul, Minn. Quarterback Indiana 1996-98, Missouri State 1999. No pro playing experience. College coach: LSU 2001-02, Dodge City C.C. 2003, Missouri State 2004, Stephen F. Austin 2005-06, Iowa State 2007-08. Pro coach: Denver Broncos 2009-14, Chicago Bears 2015-20, Los Angeles Chargers 2021-23. Joined Falcons in 2024.

**Barrett Ruud**, inside linebackers; born in Lincoln, Neb. Linebacker Nebraska 2001-04. Pro linebacker Tampa Bay Buccaneers 2005-10, Tennessee Titans 2011, New Orleans Saints 2012, Houston Texans 2012. College coach: Nebraska 2018-22. Pro coach: Joined Falcons in 2024.

**Lance Schulters**, defensive assistant; born in Guyana. Safety Nassau C.C. 1994-95, Hofstra 1996-97. Pro safety San Francisco 49ers 1998-2001, Tennessee Titans 2002-04, Miami Dolphins 2005 and 2007, Atlanta Falcons 2006. No college coaching experience. Pro coach: Atlanta Falcons 2020. Los Angeles Rams 2001-22. Rejoined Falcons in 2024.

**Jacques Smith**, outside linebackers; born in Dallas, Texas. Defensive lineman Missouri 2008-11. Pro defensive lineman Buffalo Bills 2013-14, Tampa Bay Buccaneers 2014-17, Detroit Lions 2017, Arizona Cardinals 2018, Oakland Raiders 2018. College coach: Louisiana-Lafayette 2019-22, Texas 2023. Pro coach: Joined Falcons in 2024.

**John Timu**, defensive assistant; born in Long Beach, Calif. Linebacker Washington 2011-14. Pro linebacker Chicago Bears 2015-17. College coach: Washington 2019-20. Pro coach: Los Angeles Chargers 2021-23. Joined Falcons in 2024.

**Chandler Whitmer**, pass game specialist. Quarterback Butler C.C. 2011, Connecticut 2012-14. No pro playing experience. College coach: Ohio State 2019, Clemson 2020. Pro coach: Los Angeles Chargers 2021-23. Joined Falcons in 2024.

**D.J. Williams**, offensive assistant/assistant quarterbacks. Quarterback Grambling State 2011-14. No pro playing experience. No college coaching experience. Pro coach: New Orleans Saints 2019-23. Joined Falcons in 2024.

**T.J. Yates**, quarterbacks; born in Marietta, Ga. Quarterback North Carolina 2007-10. Pro quarterback Houston Texans 2011-13, 2015 and 2017. Atlanta Falcons 2014, Miami Dolphins 2016, Buffalo Bills 2017. Pro coach: Houston Texans 2019-20. Joined Falcons in 2021.

**Ken Zampese**, senior offensive assistant. Wide receiver San Diego 1985-88. No pro playing experience. College coach: Southern California 1990-91, Northern Arizona 1992-95, Miami (Ohio) 1996-97, Florida 2019. Pro coach: Philadelphia Eagles 1998, Green Bay Packers 1999, St. Louis Rams 2000-02, Cincinnati Bengals 2003-17, Cleveland Browns 2018, Washington Football Team/Commanders 2020-23. Joined Falcons in 2024.

## RECORD HOLDERS

### INDIVIDUAL RECORDS—CAREER

Rushing (Yds.)	Gerald Riggs, 1982-88	6,631
Passing (Yds.)	Matt Ryan, 2008-21	59,735
Passing (TDs)	Matt Ryan, 2008-21	367
Receiving (No.)	Julio Jones, 2011-20	848
Receiving (Yds.)	Julio Jones, 2011-20	12,896
Interceptions	Rolland Lawrence, 1973-80	39
Punting (Avg.)	Matt Boshier, 2011-19	45.7
Punt Return (Avg.)	Darrien Gordon, 2001	14.1
Kickoff Return (Avg.)	Darrick Vaughn, 2000-01	25.7
Field Goals	Matt Bryant, 2009-19	259
Touchdowns (Tot.)	Roddy White, 2005-15	63
Points	Matt Bryant, 2009-19	1,163
Sacks*	John Abraham, 2006-12	68.5

### INDIVIDUAL RECORDS—SINGLE SEASON

Rushing (Yds.)	Jamal Anderson, 1998	1,846
Passing (Yds.)	Matt Ryan, 2016	4,944
Passing (TDs)	Matt Ryan, 2016	38
Receiving (No.)	Julio Jones, 2015	136
Receiving (Yds.)	Julio Jones, 2015	1,871
Interceptions	Scott Case, 1988	10
Punting (Avg.)	Matt Boshier, 2012	47.5
Punt Return (Avg.)	Darrien Gordon, 2001	14.1
Kickoff Return (Avg.)	Darrick Vaughn, 2000	27.7
Field Goals	Younghoe Koo, 2020	37
Touchdowns (Tot.)	Michael Turner, 2008	17
Points	Matt Bryant, 2016	158
Sacks*	John Abraham, 2008	16.5

### INDIVIDUAL RECORDS—SINGLE GAME

Rushing (Yds.)	Michael Turner, 9-7-08	220
Passing (Yds.)	Matt Ryan, 10-2-16	503
Passing (TDs)	Wade Wilson, 12-13-92	5
	Matt Ryan, 9-23-18	5
Receiving (No.)	William Andrews, 11-15-81	15
Receiving (Yds.)	Julio Jones, 10-2-16	300
Interceptions	Many times	2
	Last time by Jessie Bates, 9-10-23	
Field Goals	Norm Johnson, 11-13-94	6
Touchdowns (Tot.)	T.J. Duckett, 12-12-04	4
	Michael Turner, 11-23-08	4
Points	T.J. Duckett, 12-12-04	24
	Michael Turner, 11-23-08	24
Sacks*	Adrian Clayborn, 11-12-17	6.0

\*Sacks became an official statistic in 1982

# ATLANTA FALCONS

## 2024 VETERAN ROSTER

No.	Name	Pos.	Ht.	Wt.	Birthdate	NFL		College	Hometown	How Acq.	'23 Games/ Starts
						Exp.					
29	Abernathy, Micah	S	6-0	195	2/10/97	2		Tennessee	Norcross, Ga.	PS-22	12/0
20	Alford, Dee	CB	5-11	177	11/5/97	3		Tusculum	Griffin, Ga.	R/F-22	16/5
25	Algeier, Tyler	RB	5-10	226	4/15/00	3		BYU	Fontana, Calif.	D5-22	17/3
47	Anae, Bradlee	OLB	6-3	260	1/17/98	2		Utah	Laie, Hawaii	FA-24	0/0*
44	Andersen, Troy	ILB	6-4	239	4/23/99	2		Montana State	Dillon, Mt.	D2b-22	2/2
3	Bates III, Jessie	S	6-1	200	2/26/97	7		Wake Forest	Fort Wayne, Ind.	FA-23	17/17
84	Baldwin, Daylen	WR	6-2	212	11/24/99	2		Michigan	Southfield, Mich.	FA-24	0/0*
65	Bergeron, Matthew	OL	6-5	318	2/26/00	2		Syracuse	Victoriaville, Quebec, CAN	D2-23	17/17
0	Carter, Lorenzo	OLB	6-5	264	12/10/95	7		Georgia	Norcross, Ga.	FA-22	17/1
18	Cousins, Kirk	QB	6-3	205	8/19/88	13		Michigan State	Holland, Mich.	FA-24	8/8*
31	Cruikshank, Dane	S	6-1	209	4/27/95	5		Arizona	Chino Hills, Calif.	FA-24	2/0*
67	Dalman, Drew	OL	6-3	305	10/15/98	4		Stanford	Salinas, Calif.	D4b-21	14/14
85	Dwelle, Ross	TE	6-5	235	1/26/95	6		San Diego	El Dorado Hills, Calif.	FA-24	12/0*
17	Ebiketie, Arnold	OLB	6-2	250	1/24/99	3		Penn State	Silver Spring, Md.	D2a-22	17/6
52	Eiffer, Milo	ILB	6-1	228	2/13/98	2		Illinois	Berkeley, Calif.	FA-23	2/0
55	Elliss, Kaden	ILB	6-2	238	7/10/95	6		Idaho	Salt Lake City, Utah	FA-23	17/17
87	FitzPatrick, John	TE	6-7	255	3/9/00	2		Georgia	Atlanta, Ga.	D6-22	9/0
99	Goldman, Eddie	DL	6-3	325	1/6/94	7		Florida State	Washington, D.C.	FA-24	0/0*
95	Graham, TaQuon	DL	6-4	307	12/1/98	4		Texas	Temple, Texas	D5a-21	15/2
27	Grant, Richie	S	6-0	204	11/9/97	4		UCF	Fort Walton Beach, Fla.	D2-21	17/15
33	Hamilton Sr., Antonio	CB	6-0	195	1/24/93	9		South Carolina State	Johnston, S.C.	FA-24	14/9*
91	Harris, Demone	DL	6-4	272	12/30/95	4		Buffalo	Buffalo, N.Y.	FA-23	0/0
96	Harrison, Zach	DL	6-5	274	8/14/01	2		Ohio State	Lewis Center, Ohio	D3-23	16/0
4	Heinicke, Taylor	QB	6-1	210	3/15/93	7		Old Dominion	Atlanta, Ga.	FA-23	5/4
23	Hellams, DeMarcco	S	6-1	203	6/5/00	2		Alabama	Washington, D.C.	D7a-23	15/4
68	Hinton, Kyle	OL	6-2	315	2/27/98	2		Washburn	Peoria, Ariz.	R/F-23	16/1
12	Hodge, KhaDarel	WR	6-2	208	1/3/95	7		Prairie View A&M	DLo, Miss.	FA-24	17/4
21	Hughes, Mike	CB	5-10	191	2/11/97	7		UCF	New Bern, N.C.	FA-23	15/4
97	Jarrett, Grady	DL	6-0	288	4/28/93	10		Clemson	Conyers, Ga.	D5-15	8/8
32	King, Kevin	CB	6-3	200	5/5/95	5		Washington	Oakland, Calif.	FA-24	0/0*
6	Koo, Younghoe	K	5-10	193	8/3/94	7		Georgia Southern	Seoul, South Korea	FA-19	17/0
53	Landman, Nate	ILB	6-3	238	11/19/98	3		Colorado	Danville, Calif.	PS-22	16/14
66	Leglue, John	OL	6-7	310	4/17/96	2		Tulane	Alexandria, La.	PS-23	1/0
63	Lindstrom, Chris	G	6-4	299	2/28/97	6		Boston College	Dudley, Mass.	D1a-19	16/16
5	London, Drake	WR	6-4	219	7/24/01	3		Southern California	Moorpark, Calif.	D1-22	16/16
94	London, LaCale	DL	6-3	297	8/5/97	2		Western Illinois	Peoria, Ill.	FA-23	7/0
81	Mack, Austin	WR	6-2	215	8/31/97	2		Ohio State	Fort Wayne, Ind.	R/F-24	0/0*
51	Malone, DeAngelo	OLB	6-3	246	7/12/99	3		Western Kentucky	Atlanta, Ga.	D3b-22	17/0
70	Matthews, Jake	T	6-5	314	2/11/92	11		Texas A&M	Missouri City, Texas	D1-14	17/17
34	McCloud III, Ray-Ray	WR	5-9	190	10/15/96	6		Clemson	Tampa, Fla.	FA-24	12/1*
49	McCullough, Liam	LS	6-2	247	6/5/97	3		Ohio State	Columbus, Ohio	FA-22	17/0
76	McGary, Kaleb	T	6-6	341	2/22/95	6		Washington	Fife, Wash.	D1b-19	14/14
1	Mooney, Damell	WR	5-11	173	10/29/97	5		Tulane	Gadsden, Ala.	FA-24	15/14*
14	Moore, Rondale	WR	5-7	181	6/9/00	3		Purdue	New Albany, Ind.	T(Ari)-24	17/8*
64	Neuzil, Ryan	OL	6-3	303	7/31/97	3		Appalachian State	Bradenton, Fla.	PS-22	17/4
77	Norton, Storm	OL	6-7	317	5/16/94	6		Toledo	Toledo, Ohio	FA-24	12/3
90	Onyemata, David	DL	6-4	300	11/13/92	9		Manitoba (Canada)	Lagos, Nigeria	FA-23	14/14
22	Phillips III, Clark	CB	5-9	184	12/19/01	2		Utah	Lakewood, Calif.	D4-23	11/5
13	Pinion, Bradley	P	6-5	255	6/1/94	10		Clemson	Concord, N.C.	FA-22	17/0
8	Pitts, Kyle	TE	6-6	247	10/6/00	4		Florida	Philadelphia, Pa.	D1-21	17/15
7	Robinson, Bijan	RB	5-11	215	1/30/02	2		Texas	Tucson, Ariz.	D1-23	17/16
50	Smith-Williams, James	DE	6-3	265	7/30/97	5		N.C. State	Raleigh, N.C.	FA-24	13/7*
93	t Street, Kentavious	DL	6-2	287	5/8/96	5		N.C. State	Greenville, N.C.	T(Ph)-23	5/5
24	Terrell Jr., A.J.	CB	6-1	194	9/23/98	5		Clemson	Atlanta, Ga.	D1-20	17/17
62	Togia, Tommy	DL	6-2	296	9/19/99	3		Ohio State	Pocatello, Idaho	PS(Cle)-23	0/0
26	Williams, Avery	RB	5-9	196	7/15/98	3		Boise State	Pasadena, Calif.	D5c-21	0/0
89	Woerner, Charlie	TE	6-5	241	10/16/97	5		Georgia	Tiger, Ga.	FA-24	17/2*

## ATLANTA FALCONS

\* Anae last active with Dallas in '21; Baldwin last active with Cleveland in '22; Cousins played eight games with Minnesota; Cruikshank played two games with Tennessee; Dwelley played 12 games with San Francisco; Goldman last active with Chicago in '21; Hamilton Sr., played 14 games with Arizona; King last active with Green Bay in '21; Mack last active with New York Giants in '20; McCloud III played 12 games with San Francisco; Mooney played 15 games with Chicago; Moore played in 17 games with Arizona; Smith-Williams played in 13 games with Washington; Woerner played in 17 games with San Francisco.

t - Falcons traded for WR Rondale Moore (ARI) and DL Kentavius Street (PHI).

Players lost through unrestricted free agency (10): RB Cordarrelle Patterson (PIT, 14 games); CB Jeff Okudah (HOU, 13); OLB Bud Dupree (LAC, 16); WR Mack Hollins (BUF, 13); WR Van Jefferson (PIT, 17); WR Scotty Miller (PIT, 17); CB Tre Flowers (JAX, 17); TE MyCole Pruitt (PIT, 17); OL Matt Hennessy (PHI, DNP); QB Logan Woodside (CIN, one).

Also played with Falcons in '23—DL Calais Campbell (17 games), FB Keith Smith (13), ILB Andre Smith Jr. (11), DL Joe Gaziano (two), DL Albert Huggins (13).

### FIRST-YEAR ROSTER

Name	Pos.	Ht.	Wt.	Birthdate	College	Hometown	How Acq.
Ali, Josh (1)	WR	6-0	200	3/3/99	Kentucky	Hollywood, Fla.	PS-22
Bertrand, JD	ILB	6-1	233	5/5/00	Notre Dame	Alpharetta, Ga.	D5
Blair, Chris (1)	WR	6-2	198	10/6/97	Alcorn State	Louisville, Miss.	FA-23
Brooks, Natrone (1)	CB	5-11	176	12/17/99	Southern Mississippi	Starkville, Miss.	FA-23
Burns, Robert (1)	RB	5-11	222	9/25/98	Connecticut	Miami, Fla.	R/F-23
Coll, Ryan	OL	6-5	324	2/21/01	Richmond	Gainesville, Va.	FA
Denis, Lukas (1)	S	5-11	185	4/13/97	Boston College	Everett, Mass.	FA-23
Dorlus, Brandon	DT	6-3	290	3/22/01	Oregon	Fort Lauderdale, Fla.	D4
Drummond, Dylan (1)	WR	6-0	186	1/17/00	Eastern Michigan	Cleveland, Ohio	FA
Gwyn, Jovaughn (1)	OL	6-2	297	3/18/99	South Carolina	Charlotte, N.C.	D7b '23
Hiliare, OJ	WR	6-0	185	2/12/01	Bowling Green	Belle Glade, Fla.	FA
Jackson, JaQuae	WR	6-2	190	1/30/00	Rutgers	Pittsburgh, Pa.	FA
Johnson, Anthony (1)	CB	6-2	205	6/12/99	Virginia	Hollywood, Fla.	FA
Logue, Zion	DT	6-6	314	7/13/02	Georgia	Lebanon, Tenn.	D6c
McClellan, Jase	RB	5-11	212	6/25/02	Alabama	Aledo, Texas	D6a
Mutin, Donovan (1)	ILB	6-0	227	9/22/00	Houston	Spring, Texas	FA-23
Oginni, Kehinde (1)	DL	6-6	232	3/3/99	International Player Pathway Program	Abuja, Nigeria	IPP
Orhoro, Ruke	DL	6-4	294	10/13/01	Clemson	Lagos, Nigeria	D2
Paddock, John	QB	6-0	190	3/27/00	Illinois	Bloomfield Hills, Mich.	FA
Penix Jr., Michael	QB	6-3	215	5/8/00	Washington	Tampa, Fla.	D1
Potter, Nolan	OL	6-6	301	8/29/99	Northern Illinois	Cedar Rapids, Iowa	FA
Previlon, Willington (1)	DL	6-5	285	5/19/97	Rutgers	Orange, N.J.	R/F
Price, Jayden	CB	6-0	184	4/5/00	North Dakota State	Derby, Kan.	FA
Sanborn, Ryan	P	6-3	211	9/25/00	Texas	San Diego, Calif.	FA
Sao, Anthony	CB	6-1	200	12/17/00	MidAmerica Nazarene	Compton, Calif.	FA
Stogner, Austin	TE	6-6	258	1/12/00	Oklahoma	Plano, Texas	FA
Tarpley III, Tre (1)	S	6-1	203	6/18/96	Vanderbilt	Pittsburgh, Pa.	PS-23
Trice, Bralen	OLB	6-4	274	2/26/01	Washington	Phoenix, Ariz.	D3
Vaval, Trey	CB	6-0	170	8/25/00	Minnesota State-Mankato	Blue Springs, Mo.	FA'
Vrabel, Tyler (1)	OL	6-6	319	6/24/00	Boston College	Bellaire, Texas	PS-22
Washington Jr., Carlos (1)	RB	5-11	220	12/26/98	Southeastern Louisiana	Clinton, Md.	FA-23
Washington, Casey	WR	6-0	200	3/6/01	Illinois	Round Rock, Texas	D6b
Wesley, Barry (1)	OL	6-7	310	7/14/99	Colorado State	Morrison, Colo.	FA-23
Wooden, Isaiah	WR	5-9	170	2/3/00	Southern Utah	San Diego, Calif.	FA

The term **NFL Rookie** is defined as a player who is in his first season of professional football and has not been on the roster of another professional football team for any regular-season or postseason games. A **Rookie** is designated by an "R" on NFL rosters. Players who have been active in another professional football league or players who have NFL experience, including either preseason training camp or being on an Active List or Inactive List, or on Reserve/Injured or Reserve/Physically Unable to Perform for fewer than six regular-season games, are termed **NFL First-Year Players**. An **NFL First-Year Player** is designated by a "1" on NFL rosters. Thereafter, a player is credited with an additional year of experience for each season in which he accumulates six games on the Active List or Inactive List, or on Reserve/Injured or Reserve/Physically Unable to Perform.

Log on to [www.atlantafalcons.com](http://www.atlantafalcons.com) for an up-to-date roster.





**National Football Conference  
South Division**

**800 South Mint Street  
Charlotte, NC 28202-1502  
Telephone: (704) 358-7000**

**Team Colors:** Black, Panther Blue and Silver

**2024 SCHEDULE**

**PRESEASON**

Aug. 8 at New England.....7:00 PM  
Aug. 17 **N.Y. Jets** .....7:00 PM  
Aug. 24 at Buffalo .....1:00 PM

**REGULAR SEASON**

Sep. 8 at New Orleans .....1:00 PM  
Sep. 15 **L.A. Chargers**.....4:05 PM  
Sep. 22 at Las Vegas .....7:00 PM  
Sep. 29 **Cincinnati**.....1:00 PM  
Oct. 6 at Chicago .....1:00 PM  
Oct. 13 **Atlanta** .....4:25 PM  
Oct. 20 at Washington .....4:05 PM  
Oct. 27 at Denver.....4:25 PM  
Nov. 3 **New Orleans** .....1:00 PM  
Nov. 10 vs. N.Y. Giants (Munich)..9:30 AM  
BYE  
Nov. 24 **Kansas City**.....1:00 PM  
Dec. 1 **Tampa Bay** .....4:05 PM  
Dec. 8 at Philadelphia.....1:00 PM  
Dec. 15 **Dallas**.....1:00 PM  
Dec. 22 **Arizona** .....1:00 PM  
Dec. 29 at Tampa Bay .....1:00 PM  
TBD at Atlanta .....TBD

*\*All times ET; During the Flex Scheduling Windows, the games initially scheduled for Sunday Night Football, Monday Night Football, and Thursday Night Football are tentatively scheduled and subject to change.*

**Stadium:** Bank of America Stadium  
Charlotte, NC 28202-1502

**Opened:** 1996

**Capacity:** 73,778

**Playing Surface:** FieldTurf Vertex CORE

**Training Camp:**

Bank of America Stadium  
Charlotte, NC 28202-1502

**CLUB OFFICIALS**

**Owner:** David Tepper  
**Chief Administrative Officer – Tepper**  
Sports and Entertainment: Nicole Tepper  
**President:** Kristi Coleman  
**President of Football Operations/**  
**General Manager:** Dan Morgan  
**Executive Vice President –**  
**Football Operations:** Brandt Tillis  
**Chief Commercial Officer – Tepper Sports**  
**and Entertainment:** Jake Burns  
**Chief Communications Officer – Tepper**  
**Sports and Entertainment:** Tamera Green  
**Chief People Officer – Tepper Sports and**  
**Entertainment:** Kisha Smith  
**General Counsel – Tepper Sports and**  
**Entertainment:** Tanya Taylor  
**Chief Venues Officer – Tepper Sports and**  
**Entertainment:** Caroline Wright  
**Vice President – Football Operations:**  
Jeff Brown  
**Vice President – Development/**  
**Football Administration:** Brian Decker  
**Vice President - Football Analytics:**  
Eric Eager  
**Vice President – Communications:**  
Bruce Speight  
**Vice President – Player Personnel:**  
Adrian Wilson  
**Vice President – Player Affairs:**  
Kevin Winston  
**Vice President – Ticket Sales & Services -**  
**Tepper Sports and Entertainment:**  
Mike Brown  
**Vice President – Compliance & Operations**  
**- Tepper Sports and Entertainment:**  
Eddie Levins  
**Vice President – Business Strategy &**  
**Analytics - Tepper Sports and**  
**Entertainment:** Bryan Lodigiani  
**Vice President – Corporate Partnerships -**  
**Tepper Sports and Entertainment:**  
Dan O’Neill  
**Vice President – Technology – Tepper**  
**Sports and Entertainment:** Rob Bence  
**Vice President – Project Development –**  
**Tepper Sports and Entertainment:**  
Dave Mongon

**COACHING HISTORY**

**(223-260-1)**

*Records include postseason games*

1995-98	Dom Capers.....	31-35-0
1999-2001	George Seifert.....	16-32-0
2002-10	John Fox.....	78-74-0
2011-19	Ron Rivera*.....	79-67-1
2019	Perry Fewell.....	0-4-0
2020-22	Matt Rhule**.....	11-27-0
2022	Steve Wilks.....	6-6-0
2023	Frank Reich***.....	1-10-0
2023	Chris Tabor.....	1-5-0
2024-	Dave Canales.....	0-0-0

\*Released after 12 games in 2019

\*\*Released after five games in 2022

\*\*\*Released after 11 games in 2023

**PAID ATTENDANCE, 2023**

Home 548,797                      Away 568,774  
Total 1,117,571  
Single-game home record,  
76,136 (12/10/95)  
Single-season home record,  
614,453 (2022)

**2024 DRAFT CHOICES**

Rd	Name	Pos	College
1	Xavier Legette	WR	South Carolina
2	Jonathon Brooks	RB	Texas
3	Trevin Wallace	LB	Kentucky
4	Ja'Tavion Sanders	TE	Texas
5	Chau Smith-Wade	CB	Washington State
6	Jaden Crumedy	DT	Mississippi State
7	Michael Barrett	LB	Michigan

# CAROLINA PANTHERS

## 2023 TEAM RECORD

### REGULAR SEASON (2-15)

Date	Opponent	Result
Sept. 10	at Atlanta	L 10-24
Sept. 18	NEW ORLEANS	L 17-20
Sept. 24	at Seattle	L 27-37
Oct. 1	MINNESOTA	L 13-21
Oct. 8	at Detroit	L 24-42
Oct. 15	at Miami	L 21-42
Oct. 29	HOUSTON	W 15-13
Nov. 5	INDIANAPOLIS	L 13-27
Nov. 9	at Chicago	L 13-16
Nov. 19	DALLAS	L 10-33
Nov. 26	at Tennessee	L 10-17
Dec. 3	at Tampa Bay	L 18-21
Dec. 10	at New Orleans	L 6-28
Dec. 17	ATLANTA	W 9-7
Dec. 24	GREEN BAY	L 30-33
Dec. 31	at Jacksonville	L 0-26
Jan. 7	TAMPA BAY	L 0-9

### SCORE BY PERIODS

Team	37	67	49	83	0	—	236
Opponents	54	163	71	128	0	—	416

## 2023 TEAM STATISTICS

	Team	Opp.
Total First Downs	297	311
Rushing	111	122
Passing	150	162
Penalty	36	27
3rd Down: Made/Att	85/249	84/221
3rd Down Pct.	34.1	38.0
4th Down: Made/Att	23/48	7/10
4th Down Pct.	47.9	70.0
Possession Avg.	31:07	28:53
Total Net Yards	4510	4997
Avg. Per Game	265.3	293.9
Total Plays	1096	1016
Avg. Per Play	4.1	4.9
Net Yards Rushing	1769	2081
Avg. Per Game	104.1	122.4
Total Rushes	445	508
Net Yards Passing	2741	2916
Avg. Per Game	161.2	171.5
Sacked/Yards Lost	65/504	27/193
Gross Yards	3245	3109
Att./Completions	586/350	481/309
Completion Pct.	59.7	64.2
Had Intercepted	10	8
Punts/Average	82/46.8	81/47.9
Net Punting Avg.	82/43.0	81/41.9
Penalties/Yards	103/845	89/679
Fumbles/Ball Lost	24/10	10/3
Touchdowns	23	49
Rushing	7	25
Passing	13	19
Returns	3	5

## 2023 INDIVIDUAL STATISTICS

PASSING	Att	Cmp	Yds	Cmp%	Yds/Att	TD	TD%	Int	Int%	LG	Sk/Lost	Rtng
Young	527	315	2877	59.8	5.46	11	2.1	10	1.9	48	62/477	73.7
Dalton	58	34	361	58.6	6.22	2	3.4	0	0.0	47t	3/27	88.4
Hekker	1	1	7	100.0	7.00	0	0.0	0	0.0	7	0/0	95.8
Team	586	350	3245	59.7	5.54	13	2.2	10	1.7	48	65/504	75.2
Opponents	481	309	3109	64.2	6.46	19	4.0	8	1.7	75t	27/193	88.8

SCORING	TD TD TD TD				PAT	FG	Saf	Pts
	Tot	Ru	Rec	Rt				
Pineiro	0	0	0	0	17/20	25/29	0	92
Chark	5	0	5	0			0	30
Hubbard	5	5	0	0			0	30
Thielen	4	0	4	0			0	26
Tremble	3	0	3	0			0	18
Smith-Marsette	2	1	0	1			0	12
Franklin	1	0	0	1			0	6
Hill	1	0	0	1			0	6
Hurst	1	0	1	0			0	6
Sanders	1	1	0	0			0	6
Blackshear	0	0	0	0			0	2
Young	0	0	0	0			0	2
M.Wright	0	0	0	0	0/0	0/1	0	0
Team	23	7	13	3	17/20	25/30	0	236
Opponents	49	25	19	5	45/47	25/26	0	416

2-Pt Conv: Blackshear, Thielen, Young, Team 3-3. Opponents 1-2.

RUSHING	No.	Yds	Avg	LG	TD
Hubbard	238	902	3.8	22	5
Sanders	129	432	3.3	48	1
Young	39	253	6.5	26	0
Smith-Marsette	8	74	9.3	20t	1
Shenault	12	55	4.6	11	0
Blackshear	14	46	3.3	9	0
Dalton	3	12	4.0	10	0
Thielen	1	6	6.0	6	0
Hekker	1	-11	-11.0	-11	0
Team	445	1769	4.0	48	7
Opponents	508	2081	4.1	62t	25

RECEIVING	No.	Yds	Avg	LG	TD
Thielen	103	1014	9.8	32	4
Mingo	43	418	9.7	40	0
Hubbard	39	233	6.0	25	0
Chark	35	525	15.0	47t	5
Sanders	27	154	5.7	14	0
Tremble	23	194	8.4	30	3
Marshall	19	139	7.3	14	0
Hurst	18	184	10.2	48	1
Sullivan	12	125	10.4	20	0
Shenault	10	60	6.0	14	0
Smith-Marsette	8	51	6.4	18	0
Blackshear	6	45	7.5	19	0
I.Thomas	5	56	11.2	28	0
Strachan	1	45	45.0	45	0
Ricci	1	2	2.0	2	0
Team	350	3245	9.3	48	13
Opponents	309	3109	10.1	75t	19

INTERCEPTIONS	No.	Yds	Avg	LG	TD
Woods	2	-1	-5	2	0
Franklin	1	99	99.0	99t	1
Hill	1	61	61.0	61t	1
Grugier-Hill	1	31	31.0	31	0
Bell	1	11	11.0	11	0
Der. Brown	1	2	2.0	2	0
Jones	1	0	0.0	0	0
Team	8	203	25.4	99t	2
Opponents	10	192	19.2	66t	3

PUNTING	No.	Yds	Avg	Net TB	In20	LG	B	
Hekker	82	3838	46.8	43.0	5	25	69	0
Team	82	3838	46.8	43.0	5	25	69	0
Opponents	81	3877	47.9	41.9	8	31	74	0

### PUNT

RETURNS	Ret	FC	Yds	Avg	LG	TD
Smith-Marsette	37	20	322	8.7	79t	1
Team	37	20	322	8.7	79t	1
Opponents	31	26	210	6.8	20	0

### KICKOFF

RETURNS	No.	Yds	Avg	LG	TD
Blackshear	16	430	26.9	52	0
Shenault	6	167	27.8	37	0
Jamison	2	40	20.0	22	0
Team	24	637	26.5	52	0
Opponents	20	478	23.9	38	0

### FIELD

GOALS	1-19	20-29	30-39	40-49	50+
Pineiro	0/0	6/6	7/7	7/9	5/7
M.Wright	0/0	0/0	0/0	0/0	0/1
Team	0/0	6/6	7/7	7/9	5/8
Opponents	0/0	6/7	12/12	2/2	5/5

### SACKS

	No.
Burns	8.0
Luvu	5.5
Gross-Matos	4.5
Der. Brown	2.0
Chinn	1.0
Grugier-Hill	1.0
Haynes	1.0
Henderson	1.0
Jones	1.0
D. Williams	1.0
Houston	0.5
Tuttle	0.5
Team	27
Opponents	65

**2024 COACHING STAFF**

**Dave Canales, Head Coach**

**Pro Career:** Dave Canales is in his first season as head coach for the Carolina Panthers. Canales comes to Carolina having spent his first 13 seasons in the NFL with the Seattle Seahawks (2010-22) in various roles on the offensive side of the ball, prior to serving as the offensive coordinator for the Tampa Bay Buccaneers in 2023. In his lone season as offensive coordinator with the Buccaneers, quarterback Baker Mayfield set career highs in passing yards (4,044), completion percentage (64.3), touchdowns passes (28) and completions (364). He was one of just two NFL quarterbacks to throw 27-plus touchdowns with 10-or-fewer interceptions on the season. Running back Rachaad White set career highs in rushing yards (990) and ranked third among NFL running backs with 549 receiving yards. His 1,539 scrimmage yards tied for seventh most league-wide in 2023. Wide receiver Mike Evans reached the 1,000-yard mark for a 10th consecutive season and became the first player ever to record 60-plus receptions in each of his first 10 career seasons. He and teammate Chris Godwin were one of three pairs of teammates in 2023 to record at least 75 receptions and 950 receiving yards. Canales joined the Buccaneers after 13 seasons with the Seahawks, where he helped Seattle to 10 playoff appearances, two conference championships and a Super Bowl XLVIII title. Canales originally joined the Seahawks as an offensive quality control coach (2010-12) before being elevated to assistant quarterbacks coach (2013-14) and later wide receivers coach (2015-17), quarterbacks coach (2018-19, 2022) and pass game coordinator (2020-21). As quarterbacks coach in 2022, Canales helped guide Geno Smith to his first career Pro Bowl selection and Comeback Player of the Year honors from the *Associated Press* and Pro Football Writers of America (PFWA). Smith was also named the NFL's Most Improved Player by the PFWA after leading the NFL with a 69.8 completion percentage and setting career highs in completions (399), passing yards (4,282) and passing touchdowns (30). The Seahawks excelled offensively during Canales' tenure in Seattle, recording 7.61 passing yards per attempt and 4.53 rushing yards per carry over the 13-year run. Seattle was the only offense to rank in the top five in both of those categories during that span. Under Canales' tutelage, quarterback Russell Wilson joined Peyton Manning as the only players in league history with 3,000-or-more passing yards and 20-plus passing touchdowns in each of their first 10 seasons. In addition, while Canales was Seattle's pass game coordinator in 2020, wide receiver Tyler Lockett established a franchise record with 100 receptions, while fellow wide receiver DK Metcalf set a franchise mark with 1,303 receiving yards.

**Background:** Played wide receiver at Azusa Pacific from 1999-2003. No pro playing experience. College coach: El Camino College 2006-08, Southern California 2009. Pro coach: Seattle Seahawks 2010-22, Tampa Bay Buccaneers 2023. Joined Panthers in 2024.

**Personal:** A native of Carson, Calif., Canales was born on May 7, 1981. He and his wife, Lizzy, have four children.

**ASSISTANT COACHES**

**Thomas Barbeau**, assistant strength and conditioning; born July 11, 1992; Plymouth, N.H. Attended McGill University. No college or pro playing experience. College coach: Plymouth State 2016-17, Baylor 2017-19. Pro coach: Joined Panthers in 2020.

**Daren Bates**, special teams assistant; born Nov. 27, 1990; Memphis, Tenn. Safety Auburn 2009-12. Pro linebacker St. Louis Rams 2013-15, Oakland Raiders 2016, Tennessee Titans 2017-20, Atlanta Falcons 2021. No college coaching experience. Pro coach: Seattle Seahawks 2023. Joined Panthers in 2024.

**Mike Bercovici**, offensive assistant; born Feb. 9, 1993; Northridge, Calif. Quarterback Arizona State 2012-15. Pro quarterback San Diego/Los Angeles Chargers 2016-17, Arizona Cardinals 2017, San Diego Fleet (AAF) 2019. College coach: Arizona State 2019. Pro coach: Arizona Cardinals 2020-2022. Joined Panthers in 2023.

**Jim Caldwell**, senior assistant; born Jan. 16, 1955; Beloit, Wis. Defensive back Iowa 1973-76. No pro playing experience. College coach: Iowa 1977, Southern Illinois 1978-80, Northwestern 1981, Colorado 1982-84, Louisville 1985, Penn State 1986-92, Wake Forest 1993-2000 (head coach). Pro coach: Tampa Bay Buccaneers 2001, Indianapolis Colts 2002-11 (head coach 2009-11), Baltimore Ravens 2012-13, Detroit Lions 2014-17 (head coach), Miami Dolphins 2019. Joined Panthers in 2023.

**Dom Capers**, senior defensive assistant; born Aug. 7, 1950. Safety/linebacker Mount Union 1968-71. No pro playing experience. College coach: Kent State 1972-74, Washington 1975, Hawaii 1975-76, San Jose State 1977, California 1978-79, Tennessee 1980-81, Ohio State 1982-83. Pro coach: Philadelphia/Baltimore Stars (USFL) 1984-85, New Orleans Saints 1986-91, Pittsburgh Steelers 1992-94, Carolina Panthers 1995-98 (head coach), Jacksonville Jaguars 1999-2000 and 2019, Houston Texans 2002-05 (head coach), Miami Dolphins 2006-07, New England Patriots 2008, Green Bay Packers 2009-17, Minnesota Vikings 2020, Detroit Lions 2021, Denver Broncos 2022. Joined Panthers in 2023.

**Nate Carroll**, pass game coordinator; born March 24, 1987; Edina, Minn. Attended Southern California. No college or pro playing experience. No college coaching experience. Pro coach: Seattle Seahawks 2010-23. Joined Panthers in 2024.

**Mayur Chaudhari**, defensive assistant; born April 4, 1978; San Jose, Calif. Attended California-Davis. No college or pro playing experience. College coach: California-Davis 1998-2001 and 2007, Menlo College 2005, Stanford 2006, San Jose State 2008-09, Virginia Military Institute 2010, United States Military Academy Prep School 2011-12, United States Military Academy 2013, Lenoir-Rhyne 2014-15, Hawaii 2016-17. Pro coach: Atlanta Falcons 2018-20, Los Angeles Chargers 2021. Joined Panthers in 2023.

**Jonathan Cooley**, defensive passing game coordinator; born May 18, 1989; Columbus, Ohio. Defensive back John Carroll 2007-10. No pro playing experience. College coach: Millikin 2011, Bluffton 2011, John Carroll 2013-14, Kentucky 2015-16, Tennessee Chattanooga 2017, Kent State 2018, Akron 2019. Pro coach: Los Angeles Rams 2020-22. Joined Panthers in 2023.

**Joe Gilbert**, offensive line; born Jan. 22, 1965; Horseheads, N.Y. Offensive lineman Hamilton 1984-87. No pro playing experience. College coach: Albany 1987-88, Pennsylvania 1989-90, Northeastern 1991-93, Maine 1994-99, Mansfield 2000 (head coach), Toledo 2001-03 and 2007, Central Florida 2004-06, Houston 2008, Illinois 2009-11, Arizona 2018. Pro coach: Indianapolis Colts 2012-17, Tampa Bay Buccaneers 2019-23. Joined Panthers in 2024.

**Harold Goodwin**, assistant head coach/run game coordinator; born Nov. 14, 1973; Columbia, S.C. Offensive lineman Michigan 1992-95. No pro playing experience. College coach: Michigan 1995-97, Eastern Michigan 1998-99, Central Michigan 2000-03. Pro coach: Chicago Bears 2004-06, Pittsburgh Steelers 2007-11, Indianapolis Colts 2012, Arizona Cardinals 2013-17, Tampa Bay Buccaneers 2019-23. Joined Panthers in 2024.

**Ejiro Evero**, defensive coordinator; born Jan. 6, 1981. Safety California 1999-2000 and 2002-03. No pro playing experience. College coach: California-Davis 2005-06, Redlands 2010. Pro coach: Tampa Bay Buccaneers 2007-09, San Francisco 49ers 2011-15, Green Bay Packers 2016, Los Angeles Rams 2017-21, Denver Broncos 2022. Joined Panthers in 2023.

**DeAngelo Hall**, assistant defensive backs coach; born Nov. 19, 1983; Chesapeake, Va. Defensive back Virginia Tech 2001-03. Pro defensive back Atlanta Falcons 2004-07, Oakland Raiders 2008, Washington Redskins 2008-17. Pro coach: Joined Panthers in 2023.

**Peter Hansen**, linebackers; born May 30, 1979. Tight end/quarterback Arizona 1998-2001. No pro playing experience. College coach: Stanford 2008-10 and 2014-19, Nevada-Las Vegas 2020-21. Pro coach: San Francisco 49ers 2011-13, Denver Broncos 2022. Joined Panthers in 2023.

**Will Harriger**, quarterbacks; born June 20, 1982; Lubbock, Texas. Attended Auburn. No college or pro playing experience. College coach: Midwestern State 2004-05, Tennessee-Martin 2006 and 2009, Auburn 2007, Texas 2008, Texas Tech 2010-11, Florida 2012-13, Southern California 2022. Pro coach: Seattle Seahawks 2014-18, Atlanta Falcons 2019-20, Jacksonville Jaguars 2021, Dallas Cowboys 2023. Joined Panthers in 2024.

**Brad Idzik**, offensive coordinator; born Oct. 20, 1991; Mercer Island, Wash. Wide receiver Lehigh 2010 and Wake Forest 2011-14. No pro playing experience. College coach: Stanford 2014-18. Pro coach: Seattle Seahawks 2019-22, Tampa Bay

# CAROLINA PANTHERS

Buccaneers 2023. Joined Panthers in 2024.

**Kell'I Kekuewa**, assistant offensive line; born Dec. 2, 1992; Keanu, Hawaii. Center Arizona Western J.C. 2010-11, Bowling Green 2012-13. No pro playing experience. College coach: Wake Forest 2015-16, Minnesota 2017, Henderson State 2018, Notre Dame 2019. Pro coach: Seattle Seahawks 2020-23. Joined Panthers in 2024.

**George Li**, game management coordinator; born June 19, 1981; Milbrae, Calif. Attended California-Riverside. No college or pro playing experience. No college coaching experience. Pro coach: Oakland Raiders 2011-17, Indianapolis Colts 2018-22. Joined Panthers in 2023.

**Tem Lukabu**, outside linebackers; born Aug. 6, 1981; Avenel, N.J. Linebacker Colgate 2000-03. No pro playing experience. College coach: Rutgers 2006-07 and 2010-11, Rhode Island 2008-09, Colgate 2014, Florida International 2015, Mississippi State 2018, Boston College 2020-22. Pro coach: Tampa Bay Buccaneers 2012-13, San Francisco 49ers 2016-17, Cincinnati Bengals 2019. Joined Panthers in 2023.

**Bobby Maffei**, defensive quality control; born Jan. 6, 1989; Trumbull, Conn. Attended Nebraska. No college or pro playing experience. College coach: Central Connecticut State 2011-14, Pace 2014, Temple 2014-16, Tennessee Technological 2016-17, Baylor 2017-19, Richmond 2019-20, Nebraska 2020-22. Pro coach: Joined Panthers in 2022.

**Pat McPherson**, tight ends; born April 15, 1969; Santa Clara, Calif. Linebacker Santa Clara 1991-92. No pro playing experience. No college coaching experience. Pro coach: San Francisco 49ers 1996, Denver Broncos 1998-2008, Seattle Seahawks 2010-23. Joined Panthers in 2024.

**Rob Moore**, wide receivers; born Sept. 27, 1968; Hempstead, N.Y. Wide receiver Syracuse 1986-90. Pro wide receiver New York Jets 1990-94, Arizona Cardinals 1995-2001. College coach: Phoenix J.C. 2009, Syracuse 2010-13. Pro coach: Buffalo Bills 2014, Oakland Raiders 2015-17, Tennessee Titans 2018-23. Joined Panthers in 2024.

**Bernie Parmalee**, running backs; born Sept. 16, 1967; Jersey City, N.J. Running back Ball State 1988-91. Pro running back Miami Dolphins 1992-98, New York Jets 1999-2000. College coach: Notre Dame 2005-09. Pro coach: Miami Dolphins 2002-04, Kansas City Chiefs 2010-12, Oakland Raiders 2015-17, Atlanta Falcons 2018-20, Jacksonville Jaguars 2021-23. Joined Panthers in 2024.

**Dean Petzing**, offensive quality control; born Feb. 10, 1994; Wellesley, Mass. Attended St. Lawrence. No college or pro playing experience. College coach: St. Lawrence 2012-13, Yale 2014, Villanova 2015, Ball State 2016-17, Maine 2018, Notre Dame 2019-21, LSU 2022-23. No pro coaching experience. Joined Panthers in 2024.

**Jeremy Scott**, head strength and conditioning coach; born June 18, 1973; Wilkes-Barre, Pa. Attended Lock Haven. No college or pro playing

experience. College coach: Penn State 1998-2012, Princeton 2012, Temple 2013-17, Baylor 2017-19. Pro coach: Joined Panthers in 2020.

**Tracy Smith**, special teams coordinator; born Feb. 23, 1982; Beaumont, Texas. Attended LSU. No college or pro playing experience. College coach: Utah State 2006-08. Pro coach: Cleveland Browns 2009-10, Seattle Seahawks 2011 and 2021-23, San Francisco 49ers 2012-14, Oakland Raiders 2015-17, Houston Texans 2018-20. Joined Panthers in 2024.

**Todd Wash**, defensive line; born July 19, 1968; Miles City, Mont. Linebacker North Dakota State 1987-91. No pro playing experience. College coach: Fort Lewis 1996-99, Nebraska-Kearney 2000-01, North Dakota State 2002-03, Missouri Southern State 2003-04, North Dakota State 2005-06. Pro coach: Tampa Bay Buccaneers 2007-10, Seattle Seahawks 2011-12, Jacksonville Jaguars 2013-20, Detroit Lions 2021-22. Joined Panthers in 2023.

**Bert Watts**, safeties; born Aug. 31, 1979; Basking Ridge, N.J. Defensive back California 2000-01. No pro playing experience. High school coach: Bartram Trial (St. Johns, Fla.) 2008, Bishop Kenny (Jacksonville, Fla.) 2009. College coach: California 2004-05, Colorado 2010-11, California-Davis 2013-16, Fresno State 2017-19, Memphis 2020. Pro coach: Raiffeisen Vikings (Austrian Football League) 2007, Denver Broncos 2012 and 2022. Joined Panthers in 2023.

## RECORD HOLDERS

### INDIVIDUAL RECORDS—CAREER

Rushing (Yds.)	Jonathan Stewart, 2008-17	7,318
Passing (Yds.)	Cam Newton, 2011-19, 2021	29,725
Passing (TDs)	Cam Newton, 2011-19, 2021	186
Receiving (No.)	Steve Smith, 2001-13	836
Receiving (Yds.)	Steve Smith, 2001-13	12,197
Interceptions	Chris Gamble, 2004-12	27
Punting (Avg.)	Johnny Hekker, 2022-23	47.6
Punt Return (Avg.)	Winslow Oliver, 1996-98	10.7
Kickoff Return (Avg.)	Michael Bates, 1996-2000	25.7
Field Goals	John Kasay, 1995-2010	351
Touchdowns (Tot.)	Steve Smith, 2001-13	75
Points	John Kasay, 1995-2010	1,482
*Sacks	Julius Peppers, 2002-09, 2017-18	97.0

### INDIVIDUAL RECORDS—SINGLE SEASON

Rushing (Yds.)	DeAngelo Williams, 2008	1,515
Passing (Yds.)	Steve Bueherlein, 1999	4,436
Passing (TDs)	Steve Bueherlein, 1999	36
Receiving (No.)	Christian McCaffrey, 2019	116
Receiving (Yds.)	Steve Smith, 2005	1,563
Interceptions	Doug Evans, 2001	8
Punting (Avg.)	Johnny Hekker, 2022	48.5
Punt Return (Avg.)	Ted Ginn Jr., 2013	12.2
Kickoff Return (Avg.)	Michael Bates, 1996	30.2
Field Goals	John Kasay, 1996	37
Touchdowns (Tot.)	DeAngelo Williams, 2008	20
Points	Graham Gano, 2015	146
*Sacks	Kevin Greene, 1998	15.0
	Greg Hardy, 2013	15.0

### INDIVIDUAL RECORDS—SINGLE GAME

Rushing (Yds.)	DeAngelo Williams, 12-30-12	210
Passing (Yds.)	Cam Newton, 9-18-11	432
Passing (TDs)	Steve Bueherlein, 1-2-00	5
	Cam Newton, 11-22-15, 12-6-15, 12-20-15	5
Receiving (No.)	Christian McCaffrey, 12-22-19	15
Receiving (Yds.)	Steve Smith, 10-30-05	201
Interceptions	Deon Grant, 9-22-02	3
Field Goals	John Kasay, 12-5-04	6
Touchdowns (Tot.)	DeAngelo Williams, 11-30-08, 12-21-08	4
Points	DeAngelo Williams, 11-30-08, 12-21-08	24
*Sacks	Greg Hardy, 12-29-13	4.0

\*Sacks became an official statistic in 1982

**2024 VETERAN ROSTER**

No.	Name	Pos.	Ht.	Wt.	Birthdate	NFL	College	Hometown	How Acq.	'23 Games/ Starts
						Exp.				
90	Barno, Amaré	OLB	6-6	245	4/26/99	3	Virginia Tech	Blythewood, S.C.	D6a-22	15/1
3	Blackshear, Raheem	RB	5-9	190	6/5/98	3	Virginia Tech	Philadelphia, Pa.	FA-22	12/0
34	Boone, Mike	RB	5-10	205	7/30/95	7	Cincinnati	Macclenny, Fla.	UFA-23	9/0
32	Bootle, Dicaprio	CB	5-10	180	9/17/97	2	Nebraska	Miami, Fla.	FA-23	8/2
95	Brown, Derrick	DE	6-5	320	4/15/98	5	Auburn	Burford, Ga.	D1-20	17/17
45	Chaisson, K'Lavon	OLB	6-3	245	7/25/99	5	LSU	Houston, Texas	FA-24	17/0*
53	Cherelus, Claudin	LB	6-2	230	2/9/99	2	Alcorn State	Golden Gate, Fla.	W(NYJ)-23	6/0
70	Christensen, Brady	G	6-6	300	9/27/96	4	BYU	Bountiful, Utah	D3a-21	1/1
7	Clowney, Jadeveon	OLB	6-5	255	2/14/93	11	South Carolina	Rock Hill, S.C.	FA-24	17/15*
27	Cook, Alex	S	6-1	196	5/21/99	2	Washington	Sacramento, Calif.	W(NYG)-23	10/4
63	Corbett, Austin	G	6-4	305	9/5/95	7	Nevada	Sparks, Nev.	UFA(LAR)-22	4/4
14	Dalton, Andy	QB	6-2	220	10/29/87	14	TCU	Katy, Texas	FA-23	3/1
33	Davis, Tae	LB	6-0	222	8/14/96	6	Chattanooga	Oxford, Ala.	FA-23	16/0
79	Ekwonu, Ikem	T	6-4	320	10/31/00	3	North Carolina State	Charlotte, N.C.	D1-22	17/17
42	Franklin Jr., Sam	S	6-3	210	2/2/96	5	Temple	Crystal River, Fla.	FA-20	17/4
28	Fuller, Jordan	DB	6-2	203	3/4/98	5	Ohio State	Old Tappan, N.J.	FA-24	17/17*
48	Gill, Cam	OLB	6-3	240	12/14/97	5	Wagner	Douglasville, GA	FA-24	15/0*
10	Hekker, Johnny	P	6-5	225	2/8/90	13	Oregon State	Bothell, Wash.	UFA(LAR)-22	17/0
13	Hill, Troy	CB	5-11	180	8/29/91	9	Oregon	Youngstown, Ohio	FA-23	16/3
8	Horn, Jaycee	CB	6-1	200	11/2699	4	South Carolina	Alpharetta, Ga.	D1-21	6/6
30	Hubbard, Chuba	RB	6-1	210	6/11/99	4	Oklahoma State	Alberta, Canada	D4-21	17/12
50	Hunt, Robert	G	6-6	335	8/25/96	5	Louisiana-Lafayette	Burkeville, Texas	FA-24	11/10*
23	Jackson, Dane	CB	5-11	180	11/29/96	5	Pittsburgh	Coraopolis, Pa.	FA-24	15/6*
31	Jackson, Lamar	CB	6-2	212	4/13/98	3	Nebraska	Elk Grove, Calif.	FA-23	0/0
29	Jamison, D'Shawn	CB	5-9	185	6/4/99	2	Texas	Houston, Texas	W(SF)-23	15/2
44	Jansen, JJ	LS	6-2	235	1/20/86	17	Notre Dame	Phoenix, Ariz.	T(GB)-09	17/0
66	Jensen, Nash	G	6-4	329	5/8/99	2	North Dakota State	Maple Grove, Minn.	FA-23	11/5
47	Jewell, Josey	ILB	6-2	236	12/25/94	7	Iowa	Decorah, Iowa	FA-24	16/15*
52	Johnson, D.J.	OLB	6-4	270	10/29/98	2	Oregon	Sacramento, Calif.	D3-23	13/3
5 t	Johnson, Diontae	WR	5-10	183	7/5/96	6	Toledo	Ruskin, Fla.	T(Pit)-24	13/11
61	Lee, Ricky	T	6-6	305	11/16/99	2	North Carolina A&T	Jacksonville, Fla.	FA-23	6/0
46	Leota, Eku	OLB	6-4	257	5/11/99	2	Auburn	Asheville, N.C.	FA-23	8/0
68	Lewis, Damien	G	6-2	327	3/21/97	5	LSU	Canton, Minn.	FA-24	16/16*
88	Marshall Jr., Terrace	WR	6-2	200	6/9/00	4	LSU	Bossier City, La.	D2-21	9/4
85	Matthews, Jordan	TE	6-3	236	7/16/92	8	Vanderbilt	Madison, Ala.	FA-23	1/0
68	Mays, Cade	G	6-6	325	4/26/99	3	Tennessee	Knoxville, Tenn.	D6b-22	16/5
15	Mingo, Jonathan	WR	6-2	225	4/20/01	2	Mississippi	Brandon, Miss.	D2-23	15/14
83	Moore, David	WR	6-0	220	1/15/95	7	East Central (Okla.)	Gainesville, Texas	FA-24	7/0*
72	Moton, Taylor	T	6-5	325	8/14/94	8	Western Michigan	Okemos, Mich.	D2b-17	17/17
77	Nijman, Yosh	T	6-7	314	1/2/96	5	Virginia Tech	Maplewood, N.J.	FA-24	17/1*
28	Penny, Rashaad	RB	5-11	220	2/2/96	7	San Diego State	Norwalk, Calif.	FA-24	3/0*
4	Piñeiro, Eddy	K	5-11	190	9/13/95	7	Florida	Miami, Fla.	FA-22	15/0
93	Ray, LaBryan	DT	6-4	290	12/5/97	2	Alabama	Madison, Ala.	FA-23	17/1
94	Robinson, A'Shawn	DL	6-4	330	3/21/95	9	Alabama	Fort Worth, Texas	FA-24	17/13*
22	Robinson, Jammie	S	5-11	195	1/24/01	2	Florida State	Cordele, Ga.	D5-23	15/2
6	Sanders, Miles	RB	5-11	211	5/1/97	6	Penn State	Pittsburgh, Pa.	FA-23	16/5
21	Scott, Nick	DB	5-11	201	5/17/95	6	Penn State	Fairfax, Va.	FA-24	17/10*
87	Sims, Cam	WR	6-5	214	1/06/96	6	Alabama	Monroe, La.	FA-23	0/0
97	Smith, T.J.	DL	6-3	300	4/19/97	3	Arkansas	Moultrie, Ga.	FA-24	3/0*
11	Smith-Marsette, Ihmir	WR	6-1	185	8/29/99	4	Iowa	Newark, N.J.	T(KC)-23	17/0
86	Strachan, Mike	WR	6-5	225	8/13/97	4	Charleston	Freeport, Bahamas	FA-23	4/1
84	Sullivan, Stephen	TE	6-5	245	11/28/96	3	LSU	Donaldsonville, La.	FA-20	11/0
19	Thielen, Adam	WR	6-2	200	8/22/90	11	Minnesota State	Detroit Lakes, Minn.	FA-23	17/17
80	Thomas, Ian	TE	6-4	260	6/6/96	7	Indiana	Baltimore, Md.	D4a-18	12/5
54	Thompson, Shaq	LB	6-0	230	4/21/94	10	Washington	Sacramento, Calif.	D1-15	2/2
91	Thurman, Nick	DT	6-4	295	6/12/95	3	Houston	Dallas, Texas	FA-23	17/0
82	Tremble, Tommy	TE	6-4	250	6/2/00	4	Notre Dame	Peachtree Corners, Ga.	D3b-21	16/8
99	Tuttle, Shy	DE	6-3	300	10/20/95	6	Tennessee	Welcome, N.C.	FA-23	17/17
43	Vilain, Lujji	OLB	6-4	252	3/10/98	3	Wake Forest	Ottawa, Ontario, Canada	W(Min)-23	2/0
98	Wonnum, D.J.	OLB	6-5	258	10/31/97	5	South Carolina	Stone Mountain, Ga.	FA-24	15/14*
25	Woods, Xavier	S	5-11	200	7/26/95	8	Louisiana Tech	West Monroe, La.	UFA(Min)-22	14/14
57	Wooten, Chandler	LB	6-3	232	4/25/99	3	Auburn	Acworth, Ga.	FA-22	8/0
9	Young, Bryce	QB	5-10	204	7/25/01	2	Alabama	Pasadena, Calif.	D1-23	16/16
62	Zavala, Chandler	G	6-5	325	4/02/99	2	North Carolina State	Boynton Beach, Fla.	D4-23	10/7

## CAROLINA PANTHERS

\* Chaisson played 17 games with Jacksonville; Clowney 17 games with Baltimore; Fuller played 17 games with Los Angeles Rams; Gill played 15 games with Tampa Bay; Hunt played 11 games with Miami; Jackson played 15 games with Buffalo; Jewell played 16 games with Denver; Lewis played 16 games with Seattle; Moore played seven games with Tampa Bay; Njman played 17 games with Green Bay; Penny played three games with Philadelphia; Robinson played 17 games with New York Giants; Smith played three games with Minnesota; Scott played 17 games with Cincinnati; Wonnum played 15 games with Minnesota.

t - Panthers traded for Johnson (Pit).

Players lost through unrestricted free agency (12): Vonn Bell (CIN, 13 games), Bradley Bozeman (LAC, 17), Jeremy Chinn (WAS, 12), Shaquill Griffin (MIN, three), Yetur Gross-Matos (SF, 12), Kamu Grugier-Hill (MIN, 17), Hayden Hurst (LAC, nine), C.J. Henderson (HOU, 12), Frankie Luvu (WAS, 17), Giovanni Ricci (CIN, five), Laviska Shenault Jr. (SEA, eight), DeShawn Williams (BUF, 16)

Also played with Panthers in '23—Brian Burns (16 games), DJ Chark Jr. (15), Matthias Farley (five), Marquis Haynes Sr. (seven), Justin Houston (seven), Gabe Jackson (five), Deion Jones (13), David Long Jr. (three), Justin McCray (four), David Sharpe (eight), Calvin Throckmorton (nine), Brett Toth (three), Sam Webb (one), Chris Wormley (five), Matthew Wright (one game).

### FIRST-YEAR ROSTER

Name	Pos.	Ht.	Wt.	Birthdate	College	Hometown	How Acq.
Aho, Junior (1)	DL	6-4	272	2/21/99	SMU	Nice, France	FA
Ale, Ulumoo	DT	6-6	327	5/20/99	Washington	Tacoma, Wash.	FA
Aumavae, Popo	DE	6-3	315	1/15/99	Oregon	Stockton, Calif.	FA
Barrett, Michael	LB	6-0	239	12/21/99	Michigan	Valdosta, Ga.	D7
Brooks, Jonathon	RB	6-0	207	7/21/03	Texas	Hallettsville, Texas	D2
Coker, Jalen	WR	6-3	213	10/30/01	Holy Cross	Sterling, Va.	FA
Crawford, Jeremiah	T	6-5	315	9/4/01	Tennessee	Goddard, Kansas	FA
Crumedy, Jaden	DE	6-5	305	7/30/00	Mississippi State	Hattiesburg, Miss.	D6
DiRenzo, J.D. (1)	G	6-6	315	7/27/98	Rutgers	Hammonton, N.J.	FA-23
Drew, Willie	CB	6-0	185	7/5/00	Virginia State	Smithfield, Va.	FA
Duffie, Christian	T	6-5	300	3/7/00	Kansas State	Humble, Texas	FA
Dyson Jr., Kenny	OLB	6-3	235	6/27/01	Bryant	Stamford, Conn.	FA
Isbell, Clayton	S	6-2	220	8/03/00	Coastal Carolina	St. Charles, Ill.	FA
Legette, Xavier	WR	6-3	227	1/29/01	South Carolina	Mullins, S.C.	D1
McLendon, Derrick	OLB	6-4	250	9/29/00	Colorado	Decatur, Ga.	FA
Mevis, Harrison	K	5-11	243	3/27/02	Missouri	Warsaw, Ind.	FA
Mitchell, Jackson	LB	6-2	235	1/23/01	UConn	Ridgefield, Conn.	FA
Pinckney, Sam	WR	6-4	220	10/25/99	Coastal Carolina	Greenwood, S.C.	FA
Plummer, Jack	QB	6-5	215	10/21/99	Louisville	Gilbert, Ariz.	FA
Raym, Andrew	C	6-4	327	5/2/01	Oklahoma	Broken Arrow, Okla.	FA
Richardson, Demani	S	6-1	215	10/7/00	Texas A&M	Waxahachie, Texas	FA
Sanders, Ja'Tavion	TE	6-4	243	3/27/03	Texas	Denton, Texas	D4
Shirden, Jaden	RB	5-9	195	5/2/02	Monmouth	West Haven, Conn.	FA
Smith-Wade, Chau	CB	5-11	176	9/17/02	Washington State	Denver, Colo.	D5
Traore, Badara (1)	T	6-7	327	3/12/97	LSU	Boston, Mass.	FA-23
Wallace, Trevin	LB	6-1	237	2/22/03	Kentucky	Jesup, Ga.	D3

The term **NFL Rookie** is defined as a player who is in his first season of professional football and has not been on the roster of another professional football team for any regular-season or postseason games. A **Rookie** is designated by an "R" on NFL rosters. Players who have been active in another professional football league or players who have NFL experience, including either preseason training camp or being on an Active List or Inactive List, or on Reserve/Injured or Reserve/Physically Unable to Perform for fewer than six regular-season games, are termed **NFL First-Year Players**. An **NFL First-Year Player** is designated by a "1" on NFL rosters. Thereafter, a player is credited with an additional year of experience for each season in which he accumulates six games on the Active List or Inactive List, or on Reserve/Injured or Reserve/Physically Unable to Perform.

Log on to [www.panthers.com](http://www.panthers.com) for an up-to-date roster.



# CHICAGO BEARS

## 2023 TEAM RECORD

### REGULAR SEASON (7-10)

Date	Opponent	Result
Sept. 10	GREEN BAY	L 20-38
Sept. 17	at Tampa Bay	L 17-27
Sept. 24	at Kansas City	L 10-41
Oct. 1	DENVER	L 28-31
Oct. 5	at Washington	W 40-20
Oct. 15	MINNESOTA	L 13-19
Oct. 22	LAS VEGAS	W 30-12
Oct. 29	at L.A. Chargers	L 13-30
Nov. 5	at New Orleans	L 17-24
Nov. 9	CAROLINA	W 16-13
Nov. 19	at Detroit	L 26-31
Nov. 27	at Minnesota	W 12-10
Dec. 10	DETROIT	W 28-13
Dec. 17	at Cleveland	L 17-20
Dec. 24	ARIZONA	W 27-16
Dec. 31	ATLANTA	W 37-17
Jan. 7	at Green Bay	L 9-17

### SCORE BY PERIODS

Team	71	121	73	95	0	—	360
Opponents	55	133	75	116	0	—	379

## 2023 TEAM STATISTICS

	Team	Opp.
Total First Downs	322	307
Rushing	137	88
Passing	169	196
Penalty	16	23
3rd Down: Made/Att	98/238	98/222
3rd Down Pct.	41.2	44.1
4th Down: Made/Att	13/26	10/23
4th Down Pct.	50.0	43.5
Possession Avg.	31:58	28:02
Total Net Yards	5495	5511
Avg. Per Game	323.2	324.2
Total Plays	1097	1035
Avg. Per Play	5.0	5.3
Net Yards Rushing	2399	1468
Avg. Per Game	141.1	86.4
Total Rushes	534	388
Net Yards Passing	3096	4043
Avg. Per Game	182.1	237.8
Sacked/Yards Lost	50/325	30/202
Gross Yards	3421	4245
Att./Completions	513/321	617/410
Completion Pct.	62.6	66.5
Had Intercepted	15	22
Punts/Average	67/46.1	62/46.6
Net Punting Avg.	67/38.0	62/41.9
Penalties/Yards	99/853	72/530
Fumbles/Ball Lost	24/10	19/6
Touchdowns	37	44
Rushing	16	8
Passing	19	31
Returns	2	5

## 2023 INDIVIDUAL STATISTICS

PASSING	Att	Cmp	Yds	Cmp%	Yds/Att	TD	TD%	Int	Int%	LG	Sk/Lost	Rtng
Fields	370	227	2562	61.4	6.92	16	4.3	9	2.4	58	44/285	86.3
Bagert	143	94	859	65.7	6.01	3	2.1	6	4.2	41	5/35	71.4
Peterman	0	0	0	—	—	0	—	0	—	—	1/5	—
Team	513	321	3421	62.6	6.67	19	3.7	15	2.9	58	50/325	82.2
Opponents	617	410	4245	66.5	6.88	31	5.0	22	3.6	75t	30/202	88.0

SCORING	TD TD TD			PAT	FG	Saf	Pts
	Tot	Ru	Rec				
Santos	0	0	0	31/33	35/38	0	136
Moore	9	1	8	0	0	0	54
Kmet	6	0	6	0	0	0	36
Foreman	5	4	1	0	0	0	30
Fields	4	4	0	0	0	0	24
Herbert	3	2	1	0	0	0	20
Bagert	2	2	0	0	0	0	12
R.Johnson	2	2	0	0	0	0	12
Claypool	1	0	1	0	0	0	6
Edmunds	1	0	0	0	0	0	6
Evans	1	1	0	0	0	0	6
J.Johnson	1	0	1	0	0	0	6
M.Lewis	1	0	1	0	0	0	6
Mooney	1	0	1	0	0	0	6
Team	37	16	19	2	31/33	35/38	0
Opponents	44	8	31	5	37/39	24/33	1

2-Pt Conv: Herbert. Team 1-4. Opponents 2-5.

RUSHING	No.	Yds	Avg	LG	TD
Fields	124	657	5.3	39	4
Herbert	132	611	4.6	38	2
Foreman	109	425	3.9	22	4
R.Johnson	81	352	4.3	29	2
Bagert	23	109	4.7	20	2
Evans	30	105	3.5	12	1
V.Jones	8	51	6.4	17	0
Scott	7	41	5.9	16	0
Blasingame	8	26	3.3	6	0
Moore	4	21	5.3	16t	1
Mooney	2	5	2.5	3	0
Kmet	3	2	0.7	1	0
T.Taylor	1	-2	-2.0	-2	0
Peterman	2	-4	-2.0	-2	0
Team	534	2399	4.5	39	16
Opponents	388	1468	3.8	36	8

RECEIVING	No.	Yds	Avg	LG	TD
Moore	96	1364	14.2	58	8
Kmet	73	719	9.8	53	6
R.Johnson	34	209	6.1	24	0
Mooney	31	414	13.4	41	1
Herbert	20	134	6.7	23	1
Scott	17	168	9.9	30	0
Tonyan	11	112	10.2	24	0
Foreman	11	77	7.0	17	1
Evans	7	49	7.0	17	0
St. Brown	5	62	12.4	21	0
Claypool	4	51	12.8	20t	1
M.Lewis	4	29	7.3	16	1
V.Jones	4	20	5.0	11	0
Blasingame	3	2	0.7	4	0
C.Johnson	1	11	11.0	11	0
Team	321	3421	10.7	58	19
Opponents	410	4245	10.4	75t	31

INTERCEPTIONS	No.	Yds	Avg	LG	TD
J.Johnson	4	65	16.3	39t	1
Edmunds	4	61	15.3	45t	1
Stevenson	4	46	11.5	34	0
Edwards	3	4	1.3	2	0
Gordon	2	0	0.0	0	0
Sanborn	1	42	42.0	42	0
Jackson	1	27	27.0	27	0
Brisker	1	0	0.0	0	0
Q.Johnson	1	0	0.0	0	0
Stroman	1	0	0.0	0	0
Team	22	245	11.1	45t	2
Opponents	15	137	9.1	37t	2

PUNTING	No.	Yds	Avg	Net Bt	IN	LG	B
Gill	67	3088	46.1	38.0	8	18	76
Team	67	3088	46.1	38.0	8	18	76
Opponents	62	2887	46.6	41.9	5	26	77

PUNT RETURNS	Ret	FC	Yds	Avg	LG	TD
T.Taylor	23	21	188	8.2	31	0
Team	23	21	188	8.2	31	0
Opponents	30	13	381	12.7	79t	1

KICKOFF RETURNS	No.	Yds	Avg	LG	TD
V.Jones	16	435	27.2	37	0
Scott	5	108	21.6	33	0
R.Johnson	1	0	0.0	0	0
Kmet	1	0	0.0	0	0
Team	23	543	23.6	37	0
Opponents	15	371	24.7	40	0

FIELD GOALS	1-19	20-29	30-39	40-49	50+
Santos	0/0	9/9	11/11	8/10	7/8
Team	0/0	9/9	11/11	8/10	7/8
Opponents	0/0	4/4	8/8	4/10	8/11

SACKS	No.
Sweat	6.0
Ju.Jones	4.5
Ngakoue	4.0
Walker	3.5
Dexter	2.5
Edwards	2.5
R.Green	2.0
Brisker	1.0
Gordon	1.0
Sanborn	1.0
Stroman	1.0
Pickens	0.5
Robinson	0.5
Team	30.0
Opponents	50.0



## 2024 COACHING STAFF

**Matt Eberflus, Head Coach**

**Pro Career:** Matt Eberflus was named the 17th head coach in franchise history on Jan. 27, 2022. Eberflus came to Chicago with 30 years of coaching experience, including 13 in the NFL, and completed his fourth season as defensive coordinator for the Indianapolis Colts in 2021. Under Eberflus, the Bears finished the 2023 regular season with a 7-10 record. They notched four more wins than the 2022 season, their biggest increase since 2017-18 (7), and tied for their fourth-biggest improvement in wins since 2000. Offensively, the Bears ranked second in the NFL in rushing yards (2,399), rushing attempts (534) and rushing yards per game (141.1). On defense, they finished 2023 ranking among the best in the league in several categories: Interceptions (22, tied for first), total rushing yards allowed (1,468, first), rushing yards allowed per game (86.4, first), rushing touchdowns allowed (8, second), total opponent rushes (388, second), takeaways (28, tied for fifth) and total first downs allowed (307, seventh). While with Indianapolis, the Colts were the only NFL defensive unit to be ranked in the top-10 in scoring, run defense and takeaways in each of his last two seasons, and they finished in the top-10 in the NFL in run defense and takeaways in all four of his years, top-10 in scoring defense in three of the four and were the least-penalized defense in the league in 2019 and 2021. Career record: 10-24.

**Background:** Before entering the NFL, Eberflus was a college coach for 17 years. He started his career at Toledo, his alma mater, where he spent nine years (1992-2000). After leaving Toledo, Eberflus spent eight seasons at Missouri, holding several roles from 2001-08. While with Mizzou, Eberflus helped guide the Tigers to the Big 12 North Division title in 2007 and 2008, compiling a 22-6 record over that span. As a player, Eberflus was a four-year letterman and three-year starting linebacker at Toledo. He earned first-team All-MAC honors and led his team in tackles as both a junior and senior. Eberflus earned a degree in education in 1993 and was inducted into Toledo's Athletic Hall of Fame in 2004. No pro playing experience.

**Personal:** Born May 17, 1970, in Toledo, Ohio, Eberflus and his wife, Kelly, have two daughters, Grace and Giada.

**ASSISTANT COACHES**

**Jim Arthur,** head strength and conditioning; born July 12, 1978; Cheshire, Conn. No college or pro playing experience. College coach: Springfield College 2000-02. Pro coach: Buffalo Bills 2002-04, Chicago Bears 2005-15, Miami Dolphins 2016-21. Rejoined Bears in 2022.

**Chris Beatty,** wide receivers; born June 19, 1973; Centerville, Va. Wide receiver East Tennessee State 1991-94. Pro wide receiver Baltimore (CFL) 1995-96, Hamilton (CFL) 1997. College coach: Hampton 2006, Northern Illinois 2007, West Virginia 2008-10, Vanderbilt 2011, Illinois 2012, Wisconsin 2013-14, Virginia 2015, Maryland 2016-18, Pittsburgh 2019-20. Pro coach: Los Angeles Chargers 2021-23. Joined Bears in 2024.

**Bryan Bing,** assistant defensive line; born Jan. 18, 1993; Bradenton, Fla. Linebacker Methodist (N.C.) 2011-15. No pro playing experience. College coach: Heidelberg 2016, Kent State 2017, Butler 2018, Pittsburgh 2019-20, Wofford 2021-22. Pro coach: Indianapolis Colts 2023. Joined Bears in 2024.

**Dave Borgonzi,** linebackers; born Nov. 19, 1982; Everett, Mass. Linebacker Amherst 2001-04. No pro playing experience. College coach: Syracuse 2006-07, Harvard 2008-10. Pro coach: Dallas Cowboys 2011-13, Tampa Bay Buccaneers 2014-17, Indianapolis Colts 2018-21. Joined Bears in 2022.

**Thomas Brown,** offensive passing game coordinator; born May 15, 1986; Tucker, Ga. Running back Georgia 2004-07. Pro running back Cleveland Browns 2009-10. College coach: Georgia 2011 and 2015, Chattanooga 2012, Marshall 2013, Wisconsin 2014, Miami (Fla.) 2016-18, South Carolina 2019. Pro coach: Los Angeles Rams 2020-22, Carolina Panthers 2023. Joined Bears in 2024.

**Zach Cable,** offensive quality control; born May 16, 1995; Renton, Wash. Defensive lineman Idaho 2014-17. No pro playing experience. College coach: Northern Colorado 2022. Pro coach: Oakland/Las Vegas Raiders 2018-21. Joined Bears in 2023.

**Andre Curtis,** safeties; born Dec. 8, 1976; Beaverdam, Va. Linebacker Virginia Military Institute 1996-99. No pro playing experience. College coach: Virginia Military Institute 2000-03, Georgia Southern 2004-05. Pro coach: New York Giants 2006-08, St. Louis Rams 2009-11, New Orleans Saints 2012-14, Seattle Seahawks 2015-21. Joined Bears in 2022.

**Jim Dray,** tight ends; born Dec. 31, 1986; Paramus, N.J. Tight end Stanford 2005-08. Pro tight end Arizona Cardinals 2010-13, Cleveland Browns 2014-15, Buffalo Bills 2016, San Francisco 49ers 2016. College coach: Stanford 2018. Pro coach: Cleveland Browns 2019, Arizona Cardinals 2020-21. Joined Bears in 2022.

**Harrison Freid,** director of research and analysis; born Jan. 19, 1989; Needham, Mass. No college or pro playing experience. No college coaching experience. Pro coach: Miami Dolphins 2016-21. Joined Bears in 2022.

**Ryan Griffin,** offensive assistant—quarterbacks and wide receivers; born Nov. 17, 1989; Santa Monica, Calif. Quarterback Tulane 2009-12. Pro quarterback New Orleans Saints 2013-14, Tampa Bay Buccaneers 2015-22. No college coaching experience. Pro coach: Joined Bears in 2024.

**Richard Hightower,** special teams coordinator; born Sept. 15, 1980; Houston, Texas. Wide receiver Texas 1999-2002. No pro playing experience. College coach: Minnesota 2009. Pro coach: Houston Texans 2006-08, Washington Redskins 2010-13, Cleveland Browns 2014, Chicago Bears 2016, San Francisco 49ers 2015 and 2017-21. Rejoined Bears in 2022.

**Jon Hoke,** cornerbacks/passing game coordinator; born Jan. 24, 1957; Hamilton, Ohio. Defensive back Ball State 1976-79. Pro defensive back Chicago Bears 1980. College coach: Dayton 1982, Bowling Green 1983-86, San Diego State 1987-88, Kent State 1989-93, Missouri 1994-98, Florida 1999-2001, South Carolina 2015, Maryland 2019-20. Pro coach: Houston Texans 2002-08, Chicago Bears 2009-14, Tampa Bay Buccaneers 2016-18, Atlanta Falcons 2021-22. Rejoined Bears in 2023.

**Jason Houghtaling,** assistant offensive line; born March 11, 1981; Windsor, NY. Defensive line Lafayette 1999. No pro playing experience. College coach: Wagner 2006-09 and 2012 and 2014-19, Hudson Valley 2010, Williams 2011, Cornell 2013, Colgate 2020. Pro coach: Tennessee Titans 2021-23. Joined Bears in 2024.

**Kerry Joseph,** quarterbacks; born Oct. 4, 1973; New Iberia, La. Quarterback McNeese State 1992-95. Pro quarterback Cincinnati Bengals 1996, London (NFL) 1997, Seattle Seahawks 1998-2002, Ottawa (CFL) 2003-05, Saskatchewan (CFL) 2006-07 and 2014, Toronto (CFL) 2008-09, Edmonton (CFL) 2010-13. College coach: McNeese State 2016-18, Southeastern Louisiana 2019. Pro coach: Seattle Seahawks 2020-23. Joined Bears in 2024.

**Jennifer King,** offensive assistant—running backs; born Aug. 6, 1984; Eden, N.C. Played basketball and softball at Guilford 2002-06. Pro quarterback/wide receiver Carolina (WFA) 2007-16. College coach: Dartmouth 2019. Pro coach: Washington Commanders 2020-23. Joined Bears in 2024.

**Kevin Koch,** defensive quality control; born May 11, 1993; Elmhurst, Ill. Quarterback Minnesota State Moorhead 2008-11. No pro playing experience. College coach: Robert Morris 2012-14, Minnesota State Moorhead 2014-16, Benedictine 2016-17, Northwestern 2017-22. Pro coach: Joined Bears in 2022.

**Noble Landry,** assistant strength and conditioning; born April 21, 1996; Long Beach, Calif. Offensive lineman Denison 2014-17. No pro playing experience. College coach: Denison 2018, Allegiate 2018, Ohio State 2019. Pro coach: Indianapolis Colts 2019-21. Joined Bears in 2022.

## CHICAGO BEARS

**Chris Morgan**, offensive line/offensive run game coordinator; born Sept. 24, 1976; Killeen, Texas. Offensive lineman Colorado 1995-99. No pro playing experience. College coach: Idaho 2003-04. Pro coach: Oakland Raiders 2009-10, Washington Redskins 2011-13, Seattle Seahawks 2014, Atlanta Falcons 2015-20, Pittsburgh Steelers 2021. Joined Bears in 2022.

**Chad Morton**, running backs; born April 4, 1977; Torrance, Calif. Running back Southern California 1996-99. Pro running back New Orleans Saints 2000, New York Jets 2001-02, Washington Redskins 2003-04, New York Giants 2005-06. No college coaching experience. Pro coach: Green Bay Packers 2009-13, Seattle Seahawks 2014-23. Joined Bears in 2024.

**Pierre Ngo**, assistant strength and conditioning; born Aug. 19, 1984; Muskogee, Okla. Linebacker Langston 2004-05, Oklahoma 2006. No pro playing experience. College coach: Arizona State 2007 and 2011, Nevada-Las Vegas 2008-09, UCLA 2014. Pro coach: New York Jets 2012-13, Chicago Bears 2015-20, Denver Broncos 2021-22. Rejoined Bears in 2023.

**Kenny Norton III**, defensive quality control; born June 14, 1995; Bellevue, Wash. Defensive back Azusa Pacific. No pro playing experience. College coach: UCLA 2022. Pro coach: Oakland Raiders 2016, Seattle Seahawks 2021. Joined Bears in 2023.

**David Overstreet II**, nickelbacks; born May 26, 1983; Dallas, Texas. Safety Missouri 2002-06. No pro playing experience. College coach: Holmes C.C. 2015, Garden City C.C. 2016-17. Pro coach: Indianapolis Colts 2018-21. Joined Bears in 2022.

**Matt Pees**, defensive analyst—advance/special projects; born Feb. 17, 1981; Bowling Green, Ohio. Attended Metro State. No college or pro playing experience. No college coaching experience. Pro coach: Tennessee Titans 2018-19, Atlanta Falcons 2021-23. Joined Bears in 2024.

**Robbie Picazo**, offensive assistant—quarterbacks and wide receivers; born May 24, 1991; Rancho Santa Margarita, Calif. Quarterback Stanford 2009-12. No pro playing experience. College coach: Stanford 2013-17, Rice 2018-21. Pro coach: Houston Texans 2022, Seattle Seahawks 2023. Joined Bears in 2024.

**Carlos Polk**, assistant special teams; born Feb. 22, 1977; Memphis, Tenn. Linebacker Nebraska 1996-2000. Pro linebacker San Diego Chargers 2001-07, Dallas Cowboys 2008. College coach: Grossmont 2009. Pro coach: San Diego Chargers 2010-12, Dallas Cowboys 2013 and 2019, Tampa Bay Buccaneers 2014-18, Jacksonville Jaguars 2021. Joined Bears in 2022.

**Travis Smith**, defensive line; born Dec. 10, 1985; Walnut Creek, Calif. Linebacker Cal Poly 2006-09. No pro playing experience. College coach: Santa Monica J.C. 2010, Colorado 2011. Pro coach: Oakland/Las Vegas Raiders 2012-21. Joined Bears in 2022.

**Shane Waldron**, offensive coordinator; born Aug. 17, 1979; Portland, Ore. Tight end Tufts 1999-2002. No pro playing experience. College coach: Notre Dame 2005-07, Massachusetts 2012-15. Pro coach: New England Patriots 2002-04 and 2008-09, Hartford (UFL) 2010, Washington Redskins 2016, Los Angeles Rams 2017-20, Seattle Seahawks 2021-23. Joined Bears in 2024.

**Eric Washington**, defensive coordinator; born Oct. 29, 1969; Shreveport, La. Tight end Grambling State 1989-90. No pro playing experience. College coach: Texas A&M 1997, Ohio 2001-03, Northwestern 2004-07. Pro coach: Chicago Bears 2008-10, Carolina Panthers 2011-19, Buffalo Bills 2020-23. Rejoined Bears in 2024.

### RECORD HOLDERS

#### INDIVIDUAL RECORDS—CAREER

Rushing (Yds.)	Walter Payton, 1975-87	16,726
Passing (Yds.)	Jay Cutler, 2009-16	23,443
Passing (TDs)	Jay Cutler, 2009-16	154
Receiving (No.)	Walter Payton, 1975-87	492
Receiving (Yds.)	Johnny Morris, 1958-67	5,059
Interceptions	Gary Fencik, 1976-87	38
Punting (Avg.)	Pat O'Donnell, 2014-21	45.1
Punt Return (Avg.)	George McAfee, 1940-50	**12.8
Kickoff Return (Avg.)	Gale Sayers, 1965-71	**30.6
Field Goals	Robbie Gould, 2005-15	.276
Touchdowns (Tot.)	Walter Payton, 1975-87	125
Points	Robbie Gould, 2005-15	1,207
*Sacks	Richard Dent, 1983-93, 1995	124.5

#### INDIVIDUAL RECORDS—SINGLE SEASON

Rushing (Yds.)	Walter Payton, 1977	1,852
Passing (Yds.)	Erik Kramer, 1995	3,838
Passing (TDs)	Erik Kramer, 1995	29
Receiving (No.)	Brandon Marshall, 2012	118
Receiving (Yds.)	Brandon Marshall, 2012	1,508
Interceptions	Mark Carrier, 1990	10
Punting (Avg.)	Pat O'Donnell, 2017	47.0
Punt Return (Avg.)	Devin Hester, 2010	17.1
Kickoff Return (Avg.)	Gale Sayers, 1967	37.7
Field Goals	Cairo Santos, 2023	.35
Touchdowns (Tot.)	Gale Sayers, 1965	22
Points	Kevin Butler, 1985	144
*Sacks	Robert Quinn, 2021	18.5

#### INDIVIDUAL RECORDS—SINGLE GAME

Rushing (Yds.)	Walter Payton, 11-20-77	275
Passing (Yds.)	Johnny Lujack, 12-11-49	468
Passing (TDs)	Sid Luckman, 11-14-43	**7
Receiving (No.)	Jim Keane, 10-23-49	14
Receiving (Yds.)	Alshon Jeffery, 12-1-13	249
Interceptions	Many times	3
	Last time by Mark Carrier, 12-9-90	
Field Goals	Roger LeClerc, 12-3-61	.5
	Mac Percival, 10-20-68	.5
Touchdowns (Tot.)	Gale Sayers, 12-12-65	**6
Points	Gale Sayers, 12-12-65	36
*Sacks	Richard Dent, 11-4-84, 12-27-87	4.5

\*Sacks became an official statistic in 1982

\*\*NFL Record

## 2024 VETERAN ROSTER

No.	Name	Pos.	Ht.	Wt.	Birthdate	NFL Exp.	College	Hometown	How Acq.	'23 Games/ Starts
13	t-Allen, Keenan	WR	6-2	211	4/27/92	11	California	Greensboro, N.C.	T(LAC)-24	13/13*
17	Bagent, Tyson	QB	6-3	213	6/8/00	2	Shepherd	Martinsburg, W.V.	UDFA-23	5/4
71	t-Bates, Ryan	OL	6-4	302	2/14/97	6	Penn State	Warminster, Pa.	T(Buf)-24	17/0*
97	Billings, Andrew	DL	6-1	311	6/3/95	7	Baylor	Waco, Texas	FA-23	17/17
39	Blackwell, Josh	DB	6-0	175	4/5/99	3	Duke	Buford, Ga.	W(Phi)-22	10/0
35	Blasingame, Khari	FB	6-0	233	7/1/96	6	Vanderbilt	New Market, Ala.	UFA-22	16/2
75	Borom, Larry	OL	6-5	333	3/30/99	4	Missouri	Detroit, Mich.	D5-21	16/6
9	Brisker, Jaquan	DB	6-1	200	4/20/99	3	Penn State	Pittsburgh, Pa.	D2b-22	15/15
31	Byard III, Kevin	DB	5-11	212	8/17/93	9	Middle Tennessee State	Lithonia, Ga.	FA-24	16/16*
88	Carlson, Stephen	TE	6-4	240	12/12/96	3	Princeton	Jamestown, N.Y.	FA-23	1/0
69	Carter, Ja'Tyre	OL	6-3	311	1/15/99	3	Southern	White Castle, La.	D7a-22	10/2
25	Colbert, Adrian	DB	6-2	205	10/6/93	6	Miami	Wichita Falls, Texas	FA-23	0/0
74	Collins, Aviante	OL	6-4	292	4/21/93	4	TCU	Houston, Texas	FA 23	1/0
93	Cowart, Byron	DL	6-3	300	5/20/96	4	Maryland	Tampa, Fla.	FA-24	0/0*
73	Curhan, Jake	OL	6-6	316	2/9/98	4	California	Larkspur, Calif.	FA-24	11/4*
64	Davis, Nate	OL	6-3	316	9/23/96	6	Charlotte	Ashburn, Va.	D3-19	11/11
99	Dexter Sr., Gervon	DL	6-6	312	10/5/01	2	Florida	Lake Wales, Fla.	D2a-23	17/1
72	Dwumfour, Michael	DL	6-1	296	1/1/98	3	Michigan	Scotch Plains, N.J.	FA-23	0/0
49	Edmunds, Tremaine	LB	6-5	250	5/2/98	7	Virginia Tech	Ringgold, Va.	UFA(Buf)-23	15/15
53	Edwards, T.J.	LB	6-1	242	8/12/96	6	Wisconsin	Lake Villa, Ill.	UFA(Phi)-23	17/17
14	Everett, Gerald	TE	6-3	240	6/25/94	8	South Alabama	Atlanta, Ga.	FA-24	15/12*
6	Gordon, Kyle	DB	6-0	200	12/17/99	3	Washington	Mukilteo, Wash.	D2a-22	13/7
92	Hardy, Daniel	DL	6-3	240	12/15/98	2	Montana State	Portland, Ore.	FA-23	6/0
24	Herbert, Khalil	RB	5-9	212	4/21/98	4	Virginia Tech	Fort Lauderdale, Fla.	D6a-21	12/9
22	Hicks, Elijah	DB	5-11	200	10/16/99	3	California	Long Beach, Calif.	D7b-22	17/6
20	Homer, Travis	RB	5-10	202	8/7/98	6	Miami (FL)	West Palm Beach, Fla.	FA-23	16/0
76	Jenkins, Teven	OL	6-6	321	3/3/98	4	Oklahoma State	Topeka, Kan.	D2-21	12/11
80	Johnson, Collin	WR	6-6	220	9/23/97	4	Texas	Los Angeles, Calif.	FA-23	3/0
1	Johnson, Jaydon	DB	6-0	196	4/19/99	5	Utah	Fresno, Calif.	D2b-20	14/14
26	Johnson, Quindell	DB	6-1	205	11/5/99	2	Memphis	New Orleans, La.	W(LAR)-23	9/0
23	Johnson, Roschon	RB	6-2	222	1/31/01	2	Texas	Port Arthur, Texas	D4a-23	15/0
70	Jones, Braxton	OL	6-5	310	3/27/99	3	Southern Utah	Murray, Utah	D5a-22	11/11
31	Jones, Jaylon	DB	5-11	190	10/14/97	3	Ole Miss	Allen, Texas	UDFA-22	14/14
12	Jones Jr., Velus	WR	6-0	200	5/11/97	3	Tennessee	Saraland, Ala.	D3-22	14/0
52	Kareem, Khalid	DL	6-4	268	4/28/98	4	Notre Dame	Detroit, Mich.	W(Ind)-23	1/0
85	Kmet, Cole	TE	6-6	260	3/10/99	5	Notre Dame	Lake Barrington, Ill.	D2a-20	17/17
68	Kramer Jr., Doug	OL	6-2	300	6/4/98	2	Illinois	Hinsdale, Ill.	FA-24	2/0
55	Martin, Jacob	DL	6-2	242	12/11/95	7	Temple	Aurora, Colo.	FA-24	17/0*
2	Moore, DJ	WR	6-0	210	4/14/97	7	Maryland	Philadelphia, Pa.	T(Car)-23	17/17
30	Moore, Tarvarius	DB	6-1	200	8/16/96	5	Southern Mississippi	Quitman, Miss.	UFA-24	0/0*
60	Murray, Bill	OL	6-4	307	7/3/97	2	William & Mary	Millington, N.J.	FA-23	0/0
45	Ogbongbemiga, Aem	LB	6-0	231	9/4/98	4	Oklahoma State	Lagos, Nigeria	FA-24	15/0*
36	Owens, Jonathan	DB	5-11	210	7/22/95	5	Missouri Western	St. Louis, Mo.	FA-24	17/11*
81	Pettis, Dante	WR	6-1	195	10/23/95	6	Washington	San Clemente, Calif.	FA-24	0/0
96	Pickens, Zacch	DL	6-4	304	3/6/00	2	South Carolina	Anderson, S.C.	D3-23	17/0
79	Pryor, Matt	OL	6-7	332	12/16/94	6	Texas Christian	Lakewood, Calif.	FA-24	15/0*
90	Robinson, Dominique	DL	6-5	253	7/2/98	3	Miami (OH)	Canton, Ohio	D5b-22	11/0
11	Rypien, Brett	QB	6-2	210	7/9/96	6	Boise State	Spokane, Wash.	FA-24	2/1*
57	Sanborn, Jack	LB	6-2	234	7/29/00	3	Wisconsin	Deer Park, Ill.	UDFA-22	17/10
8	Santos, Cairo	K	5-8	175	11/12/91	11	Tulane	Sao Paulo, Brazil	FA-20	17/0
48	Scales, Patrick	LS	6-3	226	2/11/88	9	Utah State	Louisville, Ky.	W(Bal)-15	17/0
10	Scott, Tyler	WR	5-11	185	10/12/01	2	Cincinnati	Norton, Ohio	D4b-23	17/4
44	Sewell, Noah	LB	6-2	246	4/26/02	2	Oregon	Malaeimi, American Samoa	D5a-23	13/0
65	Shelton, Coleman	OL	6-4	299	7/28/95	6	Washington	Pasadena, Calif.	FA-24	17/17*
32	Smith, Terell	DB	6-1	204	7/27/99	2	Minnesota	Snellville, Ga.	D5b-23	12/4
29	Stevenson, Tyrique	DB	6-0	214	5/26/00	2	Miami (FL)	Miami, Fla.	D2b-23	16/16
27	Stroman Jr., Greg	DB	6-0	182	3/8/96	4	Virginia Tech	Bristow, Va.	FA-22	7/1
86	Swain, Freddie	WR	6-0	202	8/4/98	4	Florida	Ocala, Fla.	FA-24	0/0*
98	Sweat, Montez	DL	6-6	262	9/4/96	6	Mississippi State	Stone Mountain, Ga.	T(Was)-23	17/17
47	Sweeney, Tommy	TE	6-5	255	7/1/95	6	Boston College	Ramsey, N.J.	FA-24	0/0*
4	Swift, D'Andre	RB	5-9	208	1/14/99	5	Georgia	Philadelphia, Pa.	FA-24	16/15*
37	Waitman, Corliss	P	6-2	215	7/21/95	2	South Alabama	Milton, Fla.	FA-24	0/0*
95	Walker, DeMarcus	DL	6-4	280	9/30/94	8	Florida State	Jacksonville, Fla.	UFA(Ten)-23	17/12
83	Webster, Nsimba	WR	5-10	180	1/27/96	4	Eastern Washington	Antioch, Calif.	W(SF)-22	0/0
58	Wright, Darnell	OL	6-6	333	8/10/01	2	Tennessee	Huntington, W.V.	D1-23	17/17

## CHICAGO BEARS

\* Allen played 13 games with Los Angeles Chargers; Bates played 17 games with Buffalo; Byard II played 16 games with Philadelphia and Tennessee; Cowart last active with Indianapolis in 2022; Curhan played 11 games with Seattle; Everett played 15 games with Los Angeles Chargers; Martin played 17 games with Indianapolis; Moore last active with San Francisco in 2022; Ogbongbemiga played 15 games with Los Angeles Chargers; Owens played 17 games with Green Bay; Pryor played 15 games with San Francisco; Rypien played two games with Los Angeles Rams; Shelton played 17 games with Los Angeles Rams; Swain last active with Denver in 2022; Sweeney last active with Buffalo in 2022; Swift played 16 games with Philadelphia; Waitman last active with Denver in 2022.

† Bears traded for Allen (LAC) and Bates (BUF).

Players lost through unrestricted free agency (nine): OL Dan Feeney (MIN, 16 games); RB D'Onta Foreman (CLE, nine games); DT Justin Jones (ARI, 17 games); WR Darnell Mooney (ATL, 15 games); OL Lucas Patrick (NO, 16 games); QB Nathan Peterman (NO, two games); WR Equanimeous St. Brown (NO, seven games); WR Trent Taylor (SF, 17 games); TE Robert Tonyan (MIN, 17 games).

### FIRST-YEAR ROSTER

Name	Pos.	Ht.	Wt.	Birthdate	College	Hometown	How Acq.
Amegadjie, Kiran	OL	6-5	326	2/1/02	Yale	Hinsdale, Ill.	D3
Baskerville, Micah (1)	LB	6-0	224	10/19/99	LSU	Shreveport, La.	FA-23
Bates, Brenden	TE	6-5	255	10/16/99	Kentucky	Cincinnati, Ohio	FA
Benedet, Theo	OL	6-7	305	12/10/01	British Columbia	Vancouver, B.C., Canada	FA
Booker, Austin	DL	6-6	245	12/14/02	Kansas	Greenwood, Ind.	D5
Carvin, Jerome (1)	OL	6-5	307	9/20/00	Tennessee	Memphis, Tenn.	FA-23
Coleman III, Douglas (1)	DB	6-1	200	6/28/98	Texas Tech	Zachary, La	FA
Jackson, John	WR	6-1	215	8/23/99	Nevada	Redondo Beach, Calif.	FA
Jones Jr., Carl	LB	6-2	230	8/8/01	UCLA	Bakersfield, Calif.	FA
Jones, Leon	DB	6-1	195	7/9/00	Arkansas State	Hattiesburg, Miss.	FA
Kromah, Jamree	DL	6-4	275	6/14/00	James Madison	Glenarden, Md.	FA
LeBlanc, Peter	WR	6-2	189	4/12/01	Louisiana-Lafayette	New Iberia, La.	FA
Lyons, Cameron (1)	LS	6-0	225	1/11/99	UNC-Charlotte	Morgantown, W.V.	FA
Mallory, Dashaun	DL	6-1	275	10/10/99	Arizona State	Boilingbrook, Ill.	FA
Moala, Paul	LB	6-0	229	01/31/00	Georgia Tech	Mishawaka, Ind.	FA
Odunze, Rome	WR	6-3	215	4/3/02	Washington	Las Vegas, Nev.	D1b
Randolph Jr., Keith	DT	6-5	300	9/1/01	Illinois	Belleville, Ill.	FA
Reed, Austin	QB	6-2	220	2/22/00	Western Kentucky	St. Augustine, Fla.	FA
Steward, Reddy	DB	5-11	178	5/4/01	Troy	Decatur, Ala.	FA
Taylor, Tory	P	6-4	225	7/10/91	Iowa	Melbourne, Vic., Australia	D4
Wheeler, Ian	RB	5-11	205	9/15/01	Howard	Houston, Texas	FA
Williams, Caleb	QB	6-1	215	11/18/01	USC	Washington, D.C.	D1a

The term **NFL Rookie** is defined as a player who is in his first season of professional football and has not been on the roster of another professional football team for any regular-season or postseason games. A **Rookie** is designated by an "R" on NFL rosters. Players who have been active in another professional football league or players who have NFL experience, including either preseason training camp or being on an Active List or Inactive List, or on Reserve/Injured or Reserve/Physically Unable to Perform for fewer than six regular-season games, are termed **NFL First-Year Players**. An **NFL First-Year Player** is designated by a "1" on NFL rosters. Thereafter, a player is credited with an additional year of experience for each season in which he accumulates six games on the Active List or Inactive List, or on Reserve/Injured or Reserve/Physically Unable to Perform.

Log on to [www.chicagobears.com](http://www.chicagobears.com) for an up-to-date roster.



# DALLAS COWBOYS

## 2023 TEAM RECORD

### REGULAR SEASON (12-5)

Date	Opponent	Result
Sept. 10	at N.Y. Giants	W 40-0
Sept. 17	N.Y. JETS	W 30-10
Sept. 24	at Arizona	L 16-28
Oct. 1	NEW ENGLAND	W 38-3
Oct. 8	at San Francisco	L 10-42
Oct. 16	at L.A. Chargers	W 20-17
Oct. 29	L.A. RAMS	W 43-20
Nov. 5	at Philadelphia	L 23-28
Nov. 12	N.Y. GIANTS	W 49-17
Nov. 19	at Carolina	W 33-10
Nov. 23	WASHINGTON	W 45-10
Nov. 30	SEATTLE	W 41-35
Dec. 10	PHILADELPHIA	W 33-13
Dec. 17	at Buffalo	L 10-31
Dec. 24	at Miami	L 20-22
Dec. 30	DETROIT	W 20-19
Jan. 7	at Washington	W 38-10

### POSTSEASON (0-1)

Jan. 14	GREEN BAY	L 32-48
---------	-----------	---------

### SCORE BY PERIODS

Team	129	167	69	144	0	—	509
Opponents	56	116	76	67	0	—	315

## 2023 TEAM STATISTICS

	Team	Opp.
Total First Downs	385	311
Rushing	113	108
Passing	229	166
Penalty	43	37
3rd Down: Made/Att	111/230	79/211
3rd Down Pct.	48.3	37.4
4th Down: Made/Att	13/23	19/37
4th Down Pct.	56.5	51.4
Possession Avg.	31:48	28:12
Total Net Yards	6317	5095
Avg. Per Game	371.6	299.7
Total Plays	1122	1014
Avg. Per Play	5.6	5.0
Net Yards Rushing	1920	1910
Avg. Per Game	112.9	112.4
Total Rushes	468	459
Net Yards Passing	4397	3185
Avg. Per Game	258.6	187.4
Sacked/Yards Lost	40/263	46/296
Gross Yards	4660	3481
Att./Completions	614/428	509/308
Completion Pct.	69.7	60.5
Had Intercepted	10	17
Punts/Average	44/51.4	60/45.9
Net Punting Avg.	44/44.9	60/42.9
Penalties/Yards	115/964	104/934
Fumbles/Ball Lost	13/6	19/9
Touchdowns	57	36
Rushing	14	14
Passing	36	21
Returns	7	1

## 2023 INDIVIDUAL STATISTICS

PASSING	Att	Cmp	Yds	Cmp%	Yds/Att	TD	Int	Int%	LG	Sk/Lost	Rtng	
Prescott	590	410	4516	69.5	7.65	36	6.1	9	1.5	92t	39/255	105.9
Rush	24	18	144	75.0	6.00	0	0.0	1	4.2	29	1/8	72.2
Team	614	428	4660	69.7	7.59	36	5.9	10	1.6	92t	40/263	104.6
Opponents	509	308	3481	60.5	6.84	21	4.1	17	3.3	73t	46/296	80.8

TD TD TD TD		TD TD TD TD		TD TD TD TD		TD TD TD TD		TD TD TD TD	
SCORING	Tot	Ru	Rec	Rt	PAT	FG	Saf	Pts	
Aubrey	0	0	0	0	49/52	36/38	0	157	
Lamb	14	2	12	0			0	86	
Cooks	8	0	8	0			0	50	
Pollard	6	6	0	0			0	38	
Bland	5	0	0	5			0	30	
Ferguson	5	0	5	0			0	30	
Dowdle	4	2	2	0			0	24	
Turpin	4	1	3	0			0	24	
Gallup	2	0	2	0			0	12	
Prescott	2	2	0	0			0	12	
Schoonmaker	2	0	2	0			0	12	
Tolbert	2	0	2	0			0	12	
Igbinoghene	1	0	0	1			0	6	
Luepke	1	1	0	0			0	6	
Vander Esch	1	0	0	1			0	6	
Golston	0	0	0	0			0	2	
Williams	0	0	0	0			1	2	
Team	57	14	36	7	49/52	36/38	1	509	
Opponents	36	14	21	1	31/31	22/26	0	315	

2-Pt Conv: Cooks, Golston, Lamb, Pollard.  
Team 4-5. Opponents 1-5.

RUSHING	No.	Yds	Avg	LG	TD
Pollard	252	1005	4.0	31	6
Dowdle	89	361	4.1	21	2
Prescott	55	242	4.4	22	2
Lamb	14	113	8.1	24	2
Turpin	11	110	10.0	46	1
Vaughn	23	40	1.7	13	0
Cooks	5	35	7.0	14	0
Luepke	6	19	3.2	9	1
Hendershot	1	0	0.0	0	0
Rush	12	-5	-4	6	0
Team	468	1920	4.1	46	14
Opponents	459	1910	4.2	45t	14

RECEIVING	No.	Yds	Avg	LG	TD
Lamb	135	1749	13.0	92t	12
Ferguson	71	761	10.7	40	5
Pollard	55	311	5.7	60	0
Cooks	54	657	12.2	37	8
Gallup	34	418	12.3	41t	2
Tolbert	22	268	12.2	45	2
Dowdle	17	144	8.5	32	2
Turpin	12	127	10.6	34t	3
Schoonmaker	8	65	8.1	18t	2
Vaughn	7	40	5.7	11	0
Brooks	6	64	10.7	24	0
Hendershot	4	38	9.5	24	0
Luepke	3	18	6.0	12	0
Team	428	4660	10.9	92t	36
Opponents	308	3481	11.3	73t	21

INTERCEPTIONS	No.	Yds	Avg	LG	TD
Bland	9	209	23.2	63t	5
Gilmore	2	0	0.0	0	0
Do.Wilson	2	0	0.0	0	0
Kearse	1	32	32.0	32	0
Diggs	1	8	8.0	8	0
Hooker	1	0	0.0	0	0
Lewis	1	0	0.0	0	0
Team	17	249	14.6	63t	5
Opponents	10	138	13.8	26	0

PUNTING	No.	Yds	Avg	Net Bt	In20	LG	B	
Anger	44	2262	51.4	44.9	2	17	63	0
Team	44	2262	51.4	44.9	2	17	63	0
Opponents	60	2753	45.9	42.9	4	17	70	2

PUNT RETURNS	Ret	FC	Yds	Avg	LG	TD
Turpin	13	22	79	6.1	15	0
Vaughn	4	1	19	4.8	11	0
Tolbert	1	0	0	0.0	0	0
Team	18	23	98	5.4	15	0
Opponents	24	13	247	10.3	26	0

KICKOFF RETURNS	No.	Yds	Avg	LG	TD
Turpin	10	292	29.2	63	0
Dowdle	6	86	14.3	31	0
Luepke	2	15	7.5	15	0
Team	18	393	21.8	63	0
Opponents	8	198	24.8	36	0

FIELD GOALS	1-19	20-29	30-39	40-49	50+
Aubrey	0/0	9/9	13/15	4/4	10/10
Team	0/0	9/9	13/15	4/4	10/10
Opponents	0/0	4/4	6/7	7/9	5/6

SACKS	No.
Parsons	14.0
Armstrong	7.5
Williams	4.5
Fowler	4.0
Lawrence	4.0
Hankins	3.0
Odighizuwa	3.0
Golston	1.5
Kearse	1.5
Gallimore	1.0
M.Smith	1.0
(Team)	1.0
Team	46.0
Opponents	40.0

**2024 COACHING STAFF**

**Mike McCarthy, Head Coach**

**Pro Career:** The Dallas Cowboys named Mike McCarthy the ninth head coach in franchise history on Jan. 8, 2020, and he has led the franchise to three consecutive playoff appearances for the first time since 1991-96. He also won 12 games in each of the last three seasons, the first time Dallas posted 12-plus wins in three straight seasons since 1992-95. Dallas' 36 regular-season victories are the second most in the NFL since 2021, trailing only Kansas City (37). Along with 17 years of head-coaching experience and 13 additional years as an assistant coach in the NFL, McCarthy boasts a 167-102-2 regular-season coaching record following 13 seasons with the Green Bay Packers (2006-18) and four in Dallas (2020-23). His 167 victories as a head coach are the fifth-most wins (18th all-time) among active NFL coaches. His teams have qualified for the postseason 12 times, won six NFC North division titles, two NFC East division crowns, made four NFC Championship Game appearances and took home a Super Bowl XLV championship. During his fourth season with Dallas in 2023, McCarthy led the Cowboys to a 12-5 record and an NFC East title. McCarthy took over play-calling duties in the 2023 offseason, and in his first season as the Cowboys' offensive play-caller, Dallas led the NFL in points per game (29.9). During his time in Green Bay (2006-18), McCarthy was known as a prolific offensive mind — and the primary play-caller. McCarthy's Packers offense finished fourth in the NFL in total offense and third in points per game through his tenure with the club. Behind the arm of Aaron Rodgers, the Packers were third in passing offense in that same span. McCarthy's nine playoff appearances overall are the most by a Packers coach since the NFL postseason began in 1933. With the victory over Dallas in the 2016 playoffs, McCarthy surpassed Vince Lombardi and Mike Holmgren for the most playoff victories in team history (10). Career record: 178-113-2.

**Background:** Played tight end at Baker University (Kan.) and was all-conference and senior captain in 1986. Earned a degree in business administration. Coached collegiately at Fort Hays State (1987-88) and Pittsburgh (1989-92). No pro playing experience.

**Personal:** Born Nov. 10, 1963, in Pittsburgh, Pa. He and his wife, Jessica, have five children.

**ASSISTANT COACHES**

**Jeff Blasko, run game coordinator/running backs;** born July 6, 1983; Pittsburgh, Pa. Attended Robert Morris. No college or pro playing experience. College coach: Akron 2008-10, Florida 2011, Kansas 2012-14, Pennsylvania 2015. Pro coach: Green Bay Packers 2016-18, Cleveland Browns 2019. Joined Cowboys in 2020.

**Ramon Chinyoung Sr., assistant offensive line/quality control;** born Feb. 25, 1988; Houston, Texas. Offensive lineman Southern 2007-10. No pro playing experience. No college coaching experience. Pro coach: Denver Broncos 2022. Joined Cowboys in 2023.

**Greg Ellis, assistant defensive line/quality control;** born April 14, 1975; Wendell, N.C. Defensive end North Carolina 1994-97. Pro defensive lineman Dallas Cowboys 1998-2008, Oakland Raiders 2009. College coach: Texas College 2020-21, Southwestern Assemblies of God 2022-23. Pro coach: Joined Cowboys in 2024.

**John Fassel, special teams coordinator;** born Jan. 10, 1974; Anaheim, Calif. Wide receiver Weber State 1996-99. No pro playing experience. College coach: Bucknell 1999 and 2002, Idaho State 2001, New Mexico Highlands 2003-04. Pro coach: Amsterdam Admirals (NFL) 2000, Baltimore Ravens 2005-07, Oakland Raiders 2008-11, Los Angeles Rams 2012-19 (interim head coach three games 2016). Joined Cowboys in 2020.

**Ryan Feder, assistant quarterbacks/game management;** born Oct. 4, 1989; Miami, Fla. Attended Florida State. No college or pro playing experience. College coach: Nebraska 2019. Pro coach: Green Bay Packers 2015-18. Joined Cowboys in 2020.

**Cristian Garcia, assistant defensive backs/quality control;** born Nov. 22, 1994; Miami, Fla. Linebacker Florida 2015-17. No pro playing experience. College coach: Nevada-Las Vegas 2018-19, Georgia Tech 2020. Pro coach: Washington Commanders 2021-23. Joined Cowboys in 2024.

**Paul Gunther, defensive run game coordinator;** born Nov. 22, 1971; Richboro, Pa. Linebacker Ursinus 1990-93. No pro playing experience. College coach: Western Maryland 1994-95, Ursinus 1996-2000. Pro coach: Washington Redskins 2002-03, Cincinnati Bengals 2005-17, Oakland/Las Vegas Raiders 2018-20, Minnesota Vikings 2021. Joined Cowboys in 2024.

**Evann Harrington, offensive assistant/minority fellowship;** born Feb. 6, 1989; Washington, D.C. Linebacker/fullback Colorado 2010-11. Pro full-back Edmonton Eskimos (CFL) 2012. College coach: Colorado 2012, Independence C.C. 2018, North Carolina Central 2021. Pro Coach: Washington Redskins/Football Team 2019-20. Joined Cowboys in 2022.

**Al Harris, assistant head coach/defensive backs;** born Dec. 7, 1974; Pompano Beach, Fla. Cornerback Trinity Valley (Texas) C.C. 1993-94, Texas A&M-Kingsville 1995-96. Pro cornerback Tampa Bay Buccaneers 1997, Philadelphia Eagles 1998-2002, Green Bay Packers 2003-09, Miami Dolphins 2010, St. Louis Rams 2011. College coach: Florida Atlantic 2019. Pro coach: Kansas City Chiefs 2013-18. Joined Cowboys in 2020.

**Chase Haslett, pass game specialist;** born Aug. 13, 1992; Clayton, Mo. Quarterback Illinois 2011-13, Indiana (Pa.) 2014-15. No pro playing experience. College coach: Mercer 2019. Pro coach: Joined Cowboys in 2020.

**Cannon Matthews, safeties;** born June 21, 1985; Cleveland, Ohio. Attended Ohio. No college or pro playing experience. College coach: Kentucky Christian 2012. Pro coach: Buffalo Bills 2008-11, Cleveland Browns 2013 and 2016, Tennessee Titans 2014-15, Washington Redskins 2017-19. Joined Cowboys in 2020.

**Scott McCurley, linebackers;** born Aug. 1, 1980; New Castle, Pa. Linebacker Pittsburgh 1999-2002. No pro playing experience. College coach: Pittsburgh 2003-05. Pro coach: Green Bay Packers 2009-18. Joined Cowboys in 2020.

**Harold Nash Jr., strength and conditioning coordinator;** born May 5, 1970; New Orleans, La. Defensive back Louisiana-Lafayette 1989-92. Pro defensive back New York Giants 1993, Shreveport Pirates (CFL) 1994-95, Montreal Alouettes (CFL) 1996-99, Winnipeg Blue Bombers (CFL) 1999-2003, Edmonton Eskimos (CFL) 2004. No college coaching experience. Pro coach: New England Patriots 2005-15, Detroit Lions 2016-19. Joined Cowboys in 2020.

**Robert Prince, pass game coordinator/wide receivers;** born May 8, 1965; Okinawa, Japan. Wide receiver Humboldt State. No pro playing experience. College coach: Humboldt State 1989-90, Montana State 1991, Sacramento State 1992-93, Fort Lewis 1994-95, Portland State 1998-00, Boise State 2001-03 and 2011-13, Colorado 2010. Pro coach: Japanese X League 1996-97, Atlanta Falcons 2004-06, Jacksonville Jaguars 2007-08, Seattle Seahawks 2009, Detroit Lions 2014-20, Houston Texans 2021. Joined Cowboys in 2022.

**Brian Schottenheimer, offensive coordinator;** born Oct. 16, 1973; Denver, Colo. Quarterback Florida 1994-96. No pro playing experience. College coach: Syracuse 1999, Southern California 2000, Georgia 2015. Pro coach: St. Louis Rams 1997 and 2012-14, Kansas City Chiefs 1998, Washington Redskins 2001, San Diego Chargers 2002-05, New York Jets 2006-11, Indianapolis Colts 2016-17, Seattle Seahawks 2018-20, Jacksonville Jaguars 2021. Joined Cowboys in 2023.

**Steve Shimko, offensive assistant/quality control;** born Jan. 31, 1990; Ewing, N.J. Quarterback Rutgers 2008-11. College coach: Rutgers 2013, Western Michigan 2014, Georgia 2015, Garden City C.C. 2016-17, Boston College 2020-23. Pro coach: Seattle Seahawks 2018-19. Joined Cowboys in 2024.

**Eric Simonelli, quality control/head coach assistant;** born March 17, 1997; Boston, Mass. Attended Wesleyan. No college or pro playing experience. College coach: Wesleyan 2017-18. Pro coach: Joined Cowboys in 2020.

# DALLAS COWBOYS

**Cedric Smith**, assistant strength and conditioning; born May 27, 1968; Enterprise, Ala. Running back Florida 1986-89. Pro running back Minnesota Vikings 1990, New Orleans Saints 1991, Washington Redskins 1994-95, Arizona Cardinals 1996-97. No college coaching experience. Pro coach: Denver Broncos 2001-06 and 2017-20, Kansas City Chiefs 2007-09, Houston Texans 2010-13. Joined Cowboys in 2021.

**Kendall Smith**, assistant strength and conditioning; born Dec. 3, 1987; Bushnell, Fla. Linebacker Florida State 2007-10. No pro playing experience. No college coaching experience. Pro coach: Joined Cowboys in 2013.

**Mike Solari**, offensive line; born Jan. 16, 1955; Dale City, Calif. Offensive lineman San Diego State 1975-76. No pro playing experience. College coach: Mira Costa J.C. 1978, U.S. International 1979, Boise State 1980, Cincinnati 1981-82, Kansas 1983-85, Pittsburgh 1986, Alabama 1990-91. Pro coach: Dallas Cowboys 1987-88, Phoenix Cardinals 1989, Kansas City Chiefs 1997-2007, Seattle Seahawks 2008-09 and 2018-21, San Francisco 49ers 2010-14, Green Bay Packers 2015, New York Giants 2016-17. Rejoined Cowboys in 2023.

**Rayna Stewart**, assistant special teams; born June 18, 1973; Oklahoma City, Okla. Cornerback Northern Arizona 1991-95. Pro safety Houston Oilers 1996-97, Miami Dolphins 1998, Jacksonville Jaguars 1999-2000. College coach: Northwestern 2007-08, Vanderbilt 2015-18. Pro coach: Tennessee Titans 2009-10, Green Bay Packers 2019-21. Joined Cowboys in 2022.

**Darian Thompson**, assistant linebackers/quality control; born Sept. 22, 1993; Lancaster, Calif. Safety Boise State 2011-15. Pro safety New York Giants 2016-17, Dallas Cowboys 2018-21. No college coaching experience. Pro coach: Joined Cowboys in 2023.

**Scott Tolzien**, quarterbacks; born Sept. 4, 1987; Rolling Meadows, Ill. Quarterback Wisconsin 2008-10. Pro quarterback San Diego Chargers 2011, San Francisco 49ers 2011-13, Green Bay Packers 2013-16, Indianapolis Colts 2016-18. No college coaching experience. Pro coach: Joined Cowboys in 2020.

**Lunda Wells**, tight ends; born Feb. 10, 1983; Baker, La. Guard Southern 2002-05. No pro playing experience. College coach: LSU 2008-11. Pro coach: New York Giants 2012-19. Joined Cowboys in 2020.

**Jeff Zgonina**, defensive line; born May 24, 1970; Chicago, Ill. Defensive tackle Purdue 1989-92. Pro defensive tackle Pittsburgh Steelers 1993-94, Carolina Panthers 1995, Atlanta Falcons 1996, St. Louis Rams 1997 and 1999-2002, Indianapolis Colts 1998, Miami Dolphins 2003-06, Houston Texans 2007-09. Pro coach: Houston Texans 2013, New York Giants 2016, San Francisco 49ers 2017-18, Washington Football Team/Commanders 2020-23. Joined Cowboys in 2024.

**Mike Zimmer**, defensive coordinator; born June 5, 1956; Peoria, Ill. Quarterback/linebacker Illinois State 1974-77. No pro playing experience. College coach: Missouri 1979-80, Weber State 1981-88, Washington State 1989-93. Pro coach: Dallas Cowboys 1994-2006, Atlanta Falcons 2007, Cincinnati Bengals 2008-13, Minnesota Vikings 2014-21. Rejoined Cowboys in 2024.

## RECORD HOLDERS

### INDIVIDUAL RECORDS—CAREER

Rushing (Yds.)	Emmitt Smith, 1990-2002	***17,162
Passing (Yds.)	Tony Romo, 2003-16	34,183
Passing (TDs)	Tony Romo, 2003-16	248
Receiving (No.)	Jason Witten, 2003-17, 2019	1,215
Receiving (Yds.)	Jason Witten, 2003-17, 2019	12,977
Interceptions	Mel Renfro, 1964-77	52
Punting (Avg.)	Mat McBriar, 2004-11	45.3
Punt Return (Avg.)	Deion Sanders, 1995-99	13.3
Kickoff Return (Avg.)	Dwayne Harris, 2011-14	26.5
Field Goals	Dan Bailey, 2011-17	186
Touchdowns (Tot.)	Emmitt Smith, 1990-2002	164
Points	Emmitt Smith, 1990-2002	986
*Sacks	DeMarcus Ware, 2005-13	117.0

### INDIVIDUAL RECORDS—SINGLE SEASON

Rushing (Yds.)	DeMarco Murray, 2014	1,845
Passing (Yds.)	Tony Romo, 2012	4,903
Passing (TDs)	Dak Prescott, 2021	37
Receiving (No.)	CeeDee Lamb, 2023	135
Receiving (Yds.)	CeeDee Lamb, 2023	1,749
Interceptions	Everson Walls, 1981	11
	Trevon Diggs, 2021	11
Punting (Avg.)	Bryan Anger, 2023	51.4
Punt Return (Avg.)	Bob Hayes, 1968	20.8
Kickoff Return (Avg.)	Dwayne Harris, 2013	30.6
Field Goals	Brandon Aubrey, 2023	36
Touchdowns (Tot.)	Emmitt Smith, 1995	25
Points	Brandon Aubrey, 2023	157
*Sacks	DeMarcus Ware, 2008	20.0

### INDIVIDUAL RECORDS—SINGLE GAME

Rushing (Yds.)	DeMarco Murray, 10-23-11	253
Passing (Yds.)	Tony Romo, 10-6-13	506
Passing (TDs)	Many times	5
	Last time by Dak Prescott, 1-8-22	
Receiving (No.)	Jason Witten, 10-28-12	18
Receiving (Yds.)	Miles Austin, 10-11-09 (OT)	250
Interceptions	Many times	3
	Last time by Terence Newman, 12-14-03	
Field Goals	Chris Boniol, 11-18-96	7
	Billy Cundiff, 9-15-03	7
Touchdowns (Tot.)	Many times	4
	Last time by Terrell Owens, 11-18-07	
Points	Many times	24
	Last time by Terrell Owens, 11-18-07	
*Sacks	Jim Jeffcoat, 11-10-85	5.0

\*Sacks became an official statistic in 1982  
\*\*NFL Record



**2024 VETERAN ROSTER**

No.	Name	Pos.	Ht.	Wt.	Birthdate	NFL Exp.	College	Hometown	How Acq.	'23 Games/ Starts
5	Anger, Bryan	P	6-3	214	10/6/88	13	California	Camarillo, Calif.	FA-21	17/0
17	Aubrey, Brandon	K	6-3	208	3/14/95	2	Notre Dame	St. Louis, Mo.	FA-23	17/0
75	Ball, Josh	T	6-8	320	5/15/98	4	Marshall	Fredericksburg, Va.	D4b-21	0*
66	Bass, T.J.	G	6-5	315	3/31/99	2	Oregon	Deming, Wash.	FA-23	17/2
14	Bell, Markquese	LB	6-2	218	1/6/99	3	Florida A&M	Bridgeton, N.J.	FA-22	17/8
13	Billy-Johnson, Tyrone	WR	6-1	195	1/8/96	4	Oklahoma State	New Orleans, La.	FA-24	0*
26	Bland, DaRon	CB	6-2	202	7/12/99	3	Fresno State	Modesto, Calif.	D5b-22	17/15
83	Brooks, Jalen	WR	6-1	203	5/7/00	2	South Carolina	Harrisburg, N.C.	D7-23	7/0
18	Clark, Damone	LB	6-2	245	6/28/00	3	Louisiana State	Baton Rouge, La.	D5c-22	17/17
32	Conner, Snoop	RB	5-10	222	8/1/00	2	Mississippi	Hattiesburg, Miss.	FA-24	0*
3	Cooks, Brandin	WR	5-10	193	9/25/93	11	Oregon State	Stockton, Calif.	T(Hou)-23	16/15
98	Davis, Carl	DT	6-5	335	3/2/92	9	Iowa	Imperial, Mich.	FA-24	3/0
34	Davis, Malik	RB	5-10	205	11/26/98	2	Florida	Tampa, Fla.	FA-22	3/0
7	Diggs, Trevon	CB	6-1	204	9/20/98	5	Alabama	Gaithersburg, Md.	D2-20	2/2
23	Dowdle, Rico	RB	5-11	218	6/14/98	5	South Carolina	Asheville, N.C.	FA-20	16/0
85	Durden, David	WR	6-1	208	12/26/98	2	West Florida	Midville, Ga.	FA-23	0*
71	Edoga, Chuma	OL	6-4	315	5/25/97	6	Southern California	Atlanta, Ga.	FA-23	17/6
15	Elliott, Ezekiel	RB	6-0	226	7/22/95	9	Ohio State	St. Louis, Mo.	FA-24	17/5*
93	Fehoko, Viliani	DL	6-4	283	12/16/99	2	San Jose State	East Palo Alto, Calif.	D4-23	0*
87	Ferguson, Jake	TE	6-5	252	1/18/99	3	Wisconsin	Madison, Wisc.	D4-22	17/16
27	Freeman, Royce	RB	6-0	238	2/24/96	6	Oregon	Imperial, Calif.	FA-24	14/0*
99	Golston, Chauncey	DE	6-5	285	2/10/98	4	Iowa	Detroit, Mich.	D3b-21	17/3
29	Goodwin, C.J.	CB	6-3	195	2/4/90	9	California (PA)	Wheeling, W.Va.	PS(Cin)-18	5/0
89	Hendershot, Peyton	TE	6-4	250	4/23/99	3	Indiana	North Salem, Ind.	FA-22	8/1
67	Hoffman, Brock	C	6-4	315	7/2/99	2	Virginia Tech	Statesville, N.C.	FA-22	17/2
28	Hooker, Malik	S	6-1	215	4/2/96	8	Ohio State	New Castle, Pa.	FA-21	16/15
57	Johnson, Buddy	LB	6-1	232	2/27/99	2	Texas A&M	Dallas, Texas	FA-23	2/0
50	Kendricks, Eric	LB	6-0	232	2/29/92	10	UCLA	Fresno, Calif.	FA-24	15/14*
88	Lamb, CeeDee	WR	6-2	197	4/8/99	5	Oklahoma	Richmond, Texas	D1-20	17/17
19	Lance, Trey	QB	6-4	226	5/9/00	4	North Dakota State	Marshall, Minn.	T(SF)-23	0*
90	Lawrence, DeMarcus	DE	6-3	254	4/28/92	11	Boise State	Aiken, S.C.	D2-14	17/17
2	Lewis, Jourdan	CB	5-10	190	8/31/95	8	Michigan	Detroit, Mich.	D3-17	16/8
40	Luepke, Hunter	RB	6-1	245	2/28/00	2	North Dakota State	Spencer, Wis.	FA-23	17/0
70	Martin, Zack	G	6-4	315	11/20/90	11	Notre Dame	Indianapolis, Ind.	D1-14	15/15
80	McMath, Racey	WR	6-3	224	6/14/99	3	Louisiana State	New Orleans, La.	FA-23	0*
24	Mukuamu, Israel	S	6-4	215	11/28/99	4	South Carolina	Bossier City, La.	D6b-21	14/0
97	Odighizuwa, Osa	DT	6-2	294	8/13/98	4	UCLA	Dayton, Ohio	D3a-21	17/17
13	Overshown, DeMarvion	LB	6-3	230	8/13/00	2	Texas	Arp, Texas	D3-23	0*
11	Parsons, Micah	LB	6-3	250	5/26/99	4	Penn State	Harrisburg, Pa.	D1-21	17/17
4	Prescott, Dak	QB	6-2	228	7/29/93	9	Mississippi State	Houghton, La.	D4b-16	17/17
27	Redwine, Sheldrick	DB	6-0	195	11/6/96	4	Miami	Miami, Fla.	FA-22	1/0
76	Richards, Asim	T	6-4	315	10/2/00	2	North Carolina	Philadelphia, Pa.	D5-23	8/0
10	Rush, Cooper	QB	6-3	224	11/21/93	7	Central Michigan	Charlotte, Mich.	FA-20	7/0
86	Schoonmaker, Luke	TE	6-5	255	9/28/98	2	Michigan	Hamden, Conn.	D2-23	17/0
37	Scott, Eric	CB	6-1	205	8/7/98	2	Southern Mississippi	Basehor, Kan.	D6a-23	0*
65	Shepley, Dakota	G	6-4	290	12/27/94	3	British Columbia	Windsor, Ontario	FA-23	0*
44	Sieg, Trent	LS	6-4	255	5/19/95	7	Colorado State	Eaton, Colo.	FA-23	17/0
58	Smith, Mazi	DT	6-3	328	6/16/01	2	Michigan	Grand Rapids, Mich.	D1-23	17/3
73	Smith, Tyler	G/T	6-5	320	4/3/01	3	Tulsa	Fort Worth, Texas	D1-22	14/14
78	Steele, Terence	T	6-6	320	6/4/97	5	Texas Tech	Cibolo, Texas	FA-20	17/17
81	Stephens, John	TE	6-6	245	9/23/99	2	Louisiana	Logansport, La.	FA-23	0*
30	Thomas, Juanyeh	S	6-1	215	6/24/00	2	Georgia Tech	Niceville, Fla.	FA-22	16/1
1	Tolbert, Jalen	WR	6-1	200	2/27/99	3	South Alabama	Mobile, Ala.	D3-22	17/6
9	Turpin, KaVontae	WR	5-7	155	8/2/96	3	TCU	Monroe, La.	FA-22	16/0
42	Vaughn, Deuce	RB	5-5	180	11/2/01	2	Kansas State	Round Rock, Texas	D6b-23	6/0
79	Waletzko, Matt	T	6-8	320	12/15/99	3	North Dakota	Cold Spring, Minn.	D5a-22	1/0
91	Wheat, Tyrus	LB	6-2	263	12/8/99	2	Mississippi State	Amite, La.	FA-23	12/0
54	Williams, Sam	DE	6-4	262	3/31/99	3	Mississippi	Montgomery, Ala.	D2-22	17/0
45	Wilson, Damien	LB	6-1	245	5/8/93	9	Minnesota	Gloster, Miss.	FA-24	0*
6	Wilson, Donovan	S	6-0	205	2/21/95	6	Texas A&M	Shreveport, La.	D6-19	15/13
25	Wright, Nahshon	CB	6-4	200	9/23/98	4	Oregon State	Hayward, Calif.	D3c-21	12/0

## DALLAS COWBOYS

- \* Ball missed '23 season because of injury; Billy-Johnson last active with Houston in '22; Conner last active with Jacksonville in '22; Durden missed '23 season because of injury; Elliott played 17 games with New England; Fehoko inactive for 10 games and on reserve/injured for seven with Dallas; Kendricks played 15 games with LA Chargers; Lance was designated third quarterback (did not play) for all 17 games; McMath last active with Tennessee in '22; Overshown missed '23 season because of injury; Scott was inactive for all 17 games; Shepley last active with Dallas in '22; Stephens missed '23 season because of injury; Damien Wilson last active with Carolina in '22.

Players lost through unrestricted free agency (eight): DE Dorance Armstrong (WAS, 17 games in '23); Tyler Biadasz (WAS, 16); DE Dante Fowler (WAS, 17); DT Neville Gallimore (MIA, 17); DT Johnathan Hankins (SEA, 14); CB Noah Igbinoghene (WAS, 5); RB Tony Pollard (TEN, 17); T Tyrone Smith (NYJ, 13).

Also played with Cowboys in '23—TE Princeton Fant (2 games), WR Michael Gallup (17), CB Stephon Gilmore (17), LB Malik Jefferson (3), S Jayron Kearse (16), TE Sean McKeon (9), LB Leighton Vander Esch (5).

### FIRST-YEAR ROSTER

Name	Pos.	Ht.	Wt.	Birthdate	College	Hometown	How Acq.
Beebe, Cooper	G/C	6-3	322	5/19/01	Kansas State	Kansas City, Kansas	D3a
Bostick, Earl (1)	T	6-6	315	12/31/98	Kansas	Barnwell, S.C.	FA-23
Butler, Josh (1)	CB	6-0	186	11/25/96	Michigan State	Mesquite, Texas	FA-23
Carson, Caelen	CB	6-0	193	3/3/02	Wake Forest	Waldorf, Md.	D5
Crooms, Corey	WR	5-11	186	4/17/01	Minnesota	Country Club Hills, Ill.	FA
Cropper, Jalen (1)	WR	5-11	180	5/3/01	Fresno State	Parlier, Calif.	FA-23
Daxon, Denzel	DT	6-2	304	3/27/99	Illinois	Nassau, Bahamas	FA
DeBerry, Josh	CB	5-11	184	8/10/01	Texas A&M	Grosse Pointe Park, Mich.	FA
Fant, Princeton (1)	TE	6-2	250	3/11/99	Tennessee	Nashville, Tenn.	FA-23
Flournoy, Ryan	WR	6-1	202	10/27/99	Southeast Missouri State	Hazelcrest, Ill.	D6
Guyton, Tyler	T	6-7	322	6/11/02	Oklahoma	Austin, Texas	D1
Holler, Alec	TE	6-3	242	7/19/99	Central Florida	Winter Park, Fla.	FA
Johnson, Cam	WR	6-0	202	4/12/99	Northwestern	Madisonville, Ky.	FA
Johnson, Durrell (1)	DE	6-3	260	6/26/98	Liberty	Baltimore, Md.	FA-23
Johnson, Emany	S	6-2	218	11/17/00	Nevada	Richmond, Calif.	FA
Johnson, Jason	LB	6-1	228	6/1/01	Central Florida	Chicago, Ill.	FA
Kneeland, Marshawn	DE	6-3	267	7/8/01	Western Michigan	Grand Rapids, Mich.	D2
Liufau, Marist	LB	6-2	234	2/9/01	Notre Dame	Kalihi, Hawaii	D3b
Mogensen, Brock	LB	6-2	234	2/9/00	South Dakota	Farmington, Minn.	FA
Peat, Nathaniel	RB	5-8	196	8/23/00	Missouri	Columbia, Mo.	FA
Rogers, Justin	DT	6-2	322	9/12/00	Auburn	Detroit, Mich.	D7b
Spann-Ford, Brevyn	TE	6-6	260	12/27/99	Minnesota	St. Cloud, Minn.	FA
Thomas, Nathan	G/T	6-5	332	8/22/01	Louisiana	New Orleans, La.	D7a
Vaughns, Byron	LB	6-3	225	6/16/00	Baylor	Fort Worth, Texas	FA
Wood, Julius	S	6-1	193	5/2/01	East Carolina	Columbus, Ohio	FA

The term **NFL Rookie** is defined as a player who is in his first season of professional football and has not been on the roster of another professional football team for any regular-season or postseason games. A **Rookie** is designated by an "R" on NFL rosters. Players who have been active in another professional football league or players who have NFL experience, including either preseason training camp or being on an Active List or Inactive List, or on Reserve/Injured or Reserve/Physically Unable to Perform for fewer than six regular-season games, are termed **NFL First-Year Players**. An **NFL First-Year Player** is designated by a "1" on NFL rosters. Thereafter, a player is credited with an additional year of experience for each season in which he accumulates six games on the Active List or Inactive List, or on Reserve/Injured or Reserve/Physically Unable to Perform.

Log on to [www.dallascowboys.com](http://www.dallascowboys.com) for an up-to-date roster.



# DETROIT LIONS

## 2023 TEAM RECORD

### REGULAR SEASON (12-5)

Date	Opponent	Result
Sept. 7	at Kansas City	W 21-20
Sept. 17	SEATTLE (OT)	L 31-37
Sept. 24	ATLANTA	W 20-6
Sept. 28	at Green Bay	W 34-20
Oct. 8	CAROLINA	W 42-24
Oct. 15	at Tampa Bay	W 20-6
Oct. 22	at Baltimore	L 6-38
Oct. 30	LAS VEGAS	W 26-14
Nov. 12	at L.A. Chargers	W 41-38
Nov. 19	CHICAGO	W 31-26
Nov. 23	GREEN BAY	L 22-29
Dec. 3	at New Orleans	W 33-28
Dec. 10	at Chicago	L 13-28
Dec. 16	DENVER	W 42-17
Dec. 24	at Minnesota	W 30-24
Dec. 30	at Dallas	L 19-20
Jan. 7	MINNESOTA	W 30-20

### POSTSEASON (2-1)

Jan. 14	L.A. RAMS	W 24-23
Jan. 21	TAMPA BAY	W 31-23
Jan. 28	at San Francisco	L 31-34

### SCORE BY PERIODS

Team	111	139	73	138	0	—	461
Opponents	78	91	111	109	6	—	395

## 2023 TEAM STATISTICS

	Team	Opp.
Total First Downs	375	339
Rushing	124	91
Passing	228	209
Penalty	23	39
3rd Down: Made/Att	93/224	75/202
3rd Down Pct.	41.5	37.1
4th Down: Made/Att	21/40	15/26
4th Down Pct.	52.5	57.7
Possession Avg.	31:14	28:46
Total Net Yards	6712	5714
Avg. Per Game	394.8	336.1
Total Plays	1137	1037
Avg. Per Play	5.9	5.5
Net Yards Rushing	2311	1509
Avg. Per Game	135.9	88.8
Total Rushes	500	408
Net Yards Passing	4401	4205
Avg. Per Game	258.9	247.4
Sacked/Yards Lost	31/205	41/357
Gross Yards	4606	4562
Att./Completions	606/408	588/371
Completion Pct.	67.3	63.1
Had Intercepted	12	16
Punts/Average	57/46.4	65/48.8
Net Punting Avg.	57/41.7	65/42.4
Penalties/Yards	97/843	91/788
Fumbles/Ball Lost	18/11	16/7
Touchdowns	58	46
Rushing	27	15
Passing	30	28
Returns	1	3

## 2023 INDIVIDUAL STATISTICS

PASSING	Att	Cmp	Yds	Cmp%	Yds/Att	TD	TD%	Int	Int%	LG	Sk/Lost	Rtng
Goff	605	407	4575	67.3	7.56	30	5.0	12	2.0	70t	30/197	97.9
Reeves-Maybin	1	1	31	100.0	31.00	0	0.0	0	0.0	31	0/0	118.8
St. Brown	0	0	0	—	—	0	—	0	—	—	1/8	—
Team	606	408	4606	67.3	7.60	30	5.0	12	2.0	70t	31/205	98.1
Opponents	588	371	4562	63.1	7.76	28	4.8	16	2.7	92t	41/357	91.5

SCORING	TD		TD TD		PAT	FG	Saf	Pts
	Tot	Ru	Rec	Rt				
Montgomery	13	13	0	0	0	0	0	80
Patterson	0	0	0	0	35/37	15/17	0	80
Gibbs	11	10	1	0	0	0	0	66
LaPorta	10	0	10	0	0	0	0	64
St. Brown	10	0	10	0	0	0	0	60
J.Reynolds	5	0	5	0	0	0	0	30
Badgley	0	0	0	0	13/15	4/4	0	25
Williams	3	1	2	0	0	0	0	18
Goff	2	2	0	0	0	0	0	12
Branch	1	0	0	1	0	0	0	6
Raymond	1	0	1	0	0	0	0	6
C.Reynolds	1	1	0	0	0	0	0	6
Wright	1	0	1	0	0	0	0	6
Team	58	27	30	1	48/52	19/21	1	1461
Opponents	46	15	28	3	39/41	26/30	0	395

2-Pt Conv: LaPorta 2, Montgomery. Team 3-6.  
Opponents 1-4.

RUSHING	No.	Yds	Avg	LG	TD
Montgomery	219	1015	4.6	75t	13
Gibbs	182	945	5.2	36	10
C.Reynolds	41	179	4.4	19	1
Raymond	7	75	10.7	40	0
Williams	3	29	9.7	19t	1
St. Brown	4	24	6.0	11	0
Goff	32	21	0.7	11	2
Knight	3	13	4.3	8	0
Ozigbo	3	5	1.7	4	0
LaPorta	1	4	4.0	4	0
Reeves-Maybin	2	3	1.5	3	0
Cabinda	1	0	0.0	0	0
Bridgewater	2	-2	-1.0	-1	0
Team	500	2311	4.6	75t	27
Opponents	408	1509	3.7	37	15

RECEIVING	No.	Yds	Avg	LG	TD
St. Brown	119	1515	12.7	70t	10
LaPorta	86	889	10.3	48	10
Gibbs	52	316	6.1	24	1
J.Reynolds	40	608	15.2	33	5
Raymond	35	489	14.0	41	1
Williams	24	354	14.8	63	2
Montgomery	16	117	7.3	19	0
Peoples-Jones	5	58	11.6	20	0
Wright	13	91	7.0	25t	1
C.Reynolds	5	47	9.4	28	0
M.Jones	5	35	7.0	16	0
Mitchell	2	28	14.0	24	0
Dorsey	1	31	31.0	31	0
Knight	1	8	8.0	8	0
Ozigbo	1	8	8.0	8	0
Rodriguez	1	6	6.0	6	0
Skipper	1	4	4.0	4	0
Green	1	2	2.0	2	0
Team	408	4606	11.3	70t	30
Opponents	371	4562	12.3	92t	28

INTERCEPTIONS	No.	Yds	Avg	LG	TD
K.Joseph	4	37	9.3	22	0
Branch	3	63	21.0	50t	1
Jacobs	3	45	15.0	20	0
Melifonwu	2	35	17.5	24	0
Sutton	1	23	23.0	23	0
Hutchinson	1	6	6.0	6	0
Gardner-Johnson	1	0	0.0	0	0
W.Harris	1	0	0.0	0	0
Team	16	209	13.1	50t	1
Opponents	12	166	13.8	75t	2

PUNTING	No.	Yds	Avg	Net TB	In20	LG	B
Fox	57	2646	46.4	41.7	5	26	70
Team	57	2646	46.4	41.7	5	26	70
Opponents	65	3169	48.8	42.4	4	22	66

PUNT RETURNS	Ret	FC	Yds	Avg	LG	TD
Raymond	29	23	331	11.4	42	0
Team	29	23	331	11.4	42	0
Opponents	21	20	168	8.0	34	0

KICKOFF RETURNS	No.	Yds	Avg	LG	TD
Dorsey	12	244	20.3	30	0
C.Reynolds	5	133	26.6	31	0
Ibrahim	1	22	22.0	22	0
Knight	1	22	22.0	22	0
Team	19	421	22.2	31	0
Opponents	27	563	20.9	30	0

FIELD GOALS	1-19	20-29	30-39	40-49	50+
Patterson	0/0	2/3	10/10	2/2	1/2
Badgley	0/0	0/0	3/3	1/1	0/0
Team	0/0	2/3	13/13	3/3	1/2
Opponents	0/0	6/6	10/10	7/9	3/5

SACKS	No.
Hutchinson	11.5
McNeill	5.0
Anzalone	3.0
Melifonwu	3.0
Campbell	3.0
Cominsky	2.0
J.Okwara	2.0
R.Okwara	2.0
C.Harris	1.5
Barnes	1.0
Branch	1.0
Buggs	1.0
Irvin	1.0
B.Jones	1.0
Onwuzurike	1.0
Paschal	1.0
Reeves-Maybin	1.0
Walker	1.0
Team	41.0
Opponents	31.0

## 2024 COACHING STAFF

**Dan Campbell, Head Coach**

**Pro Career:** Named the Lions' 28th head coach on Jan. 21, 2021. Campbell enters his fourth season in Detroit after leading the club to 12 wins for only the second time in franchise history in 2023. Under Campbell's leadership, the Lions secured their first division title since 1993 and made their second-ever NFC Championship appearance. In his first three seasons with Detroit, Campbell's team has ranked top 10 in almost every major offensive category while producing nine Pro Bowlers and six All-Pros. Campbell brings 23 years of NFL experience, including 12 years as a coach and 11 as a player. He previously served as the assistant head coach/tight ends coach for the New Orleans Saints, a position he held since 2016.

**Background:** During the span of his five-year coaching tenure with New Orleans, the club captured four NFC South division titles, ranked first in the NFL in points scored (2,361), touchdowns (277) and net yardage (31,147), and posted the third-most wins (56) in the league. In 2015, Campbell became the Miami Dolphins' interim head coach, taking over a 1-3 team and guiding Miami to a 5-7 finish. Under Campbell, Miami improved eight spots in the NFL's rushing-yards-per-game rankings and saw five Dolphins selected to the Pro Bowl in 2015. Campbell initially joined the Dolphins in 2010 as a coaching intern before overseeing the tight ends for five seasons (2011-15).

**Personal:** Born April 13, 1976, in Clifton, Texas. He and his wife, Holly, have a son, Cody, and a daughter, Piper. He earned a bachelor's degree in agricultural development from Texas A&M.

**ASSISTANT COACHES**

**Scottie Montgomery**, assistant head coach/running backs; born May 26, 1978; Shelby, N.C. Wide receiver Duke 1996-99. Pro running back Carolina Panthers 2000, Denver Broncos 2000-02, Oakland Raiders 2003, Georgia Force (AFL) 2005. College coach: Duke 2006-09; 2013-15, East Carolina 2016-18, Maryland 2019-20. Pro coach: Pittsburgh Steelers 2010-12, Indianapolis Colts 2021-22. Joined Lions in 2023.

**Ben Johnson**, offensive coordinator; born May 11, 1986, Charleston, S.C. Quarterback North Carolina 2004-06. No pro playing experience. College coach: Boston College 2009-11. Pro coach: Miami Dolphins 2012-18. Joined Lions in 2019.

**Aaron Glenn**, defensive coordinator; born July 16, 1972; Humble, Texas. Defensive back Texas A&M 1992-93. Pro defensive back New York Jets 1994-2001, Houston Texans 2002-04, Dallas Cowboys 2005-06, Jacksonville Jaguars 2007, New Orleans Saints 2008. Pro coach: Cleveland Browns 2014-15, New Orleans Saints 2016-20. Joined Lions in 2021.

**Dave Fipp**, special teams coordinator; born Aug. 8, 1974; Albuquerque, N.M. Defensive back Arizona 1994-97. No pro playing experience. College coach: Holy Cross 1998-99, Arizona 2000, Cal Poly 2001, Nevada 2004, San Jose State 2005-07. Pro coach: San Francisco 49ers 2008-10, Miami Dolphins 2011-12, Philadelphia Eagles 2013-20. Joined Lions in 2021.

**J.T. Barrett**, assistant quarterbacks; born Jan. 23, 1995; Wichita Falls, Texas. Quarterback Ohio State 2013-17. Pro quarterback New Orleans Saints 2018-19, Seattle Seahawks 2019, Pittsburgh Steelers 2019-20, Edmonton Elks (CFL) 2022. No college coaching experience. Pro coach: Joined the Lions in 2022.

**Mark Brunell**, quarterbacks; born Sept. 17, 1970; Los Angeles, Calif. Quarterback Washington 1989-92. Pro quarterback Green Bay Packers 1994, Jacksonville Jaguars 1995-2003, Washington Redskins 2004-06, New Orleans Saints 2008-09, New York Jets 2010-11. No college coaching experience. High school coach: Providence (Jacksonville, Fla.) 2012, Episcopal (Jacksonville, Fla.) 2013-20. Pro coach: Joined Lions in 2021.

**David Corrao**, defensive assistant/outside linebackers; born June 11, 1974; Mission Viejo, Calif. Linebacker San Diego 1992. No pro playing experience. College coach: Syracuse 2000-03, Northeastern 2004, Mississippi 2005-07, Northern Michigan 2016. Pro coach: Miami Dolphins 2008-15. Joined Lions in 2018.

**Cameron Davis**, assistant defensive line; born July 23, 1992. Attended Cal State East Bay. No college or pro playing experience. College coach: Diablo Valley 2013-14, La Verne 2015, Texas A&M 2016, Rice 2017-18, Kentucky 2019, Lamar 2020-21. Pro coach: Joined Lions in 2022.

**Tanner Engstrand**, passing game coordinator; born June 18, 1982; San Diego, Calif. Quarterback Grossmont 2000-02 and San Diego State 2003-04. No pro playing experience. College coach: San Diego 2011-18, Michigan 2018-19. Pro coach: D.C. Defenders (XFL) 2019. Joined Lions in 2020.

**Hank Fraley**, offensive line; born Sept. 21, 1977; Gaithersburg, Md. Offensive lineman Robert Morris 1997-99. Pro offensive lineman Philadelphia Eagles 2001-05, Cleveland Browns 2006-09, St. Louis Rams 2010. College coach: San Diego 2012, San Jose State 2013, UCLA 2017. Pro coach: Minnesota Vikings 2014-16. Joined Lions in 2018.

**Shaun Dion Hamilton**, assistant linebackers; born Sept. 11, 1995; Montgomery, Ala. Linebacker Alabama 2014-17. Pro linebacker Washington Redskins/Football Team 2018-20, Detroit Lions 2021. No college coaching experience. Pro coach: Joined Lions in 2022.

**Steve Heiden**, tight ends; born Sept. 21, 1976; Rushford, Minn. Tight end South Dakota State 1995-98. Pro tight end San Diego Chargers 1999-2001, Cleveland Browns 2002-09. No college coaching experience. Pro coach: Arizona Cardinals 2013-22. Joined Lions in 2023.

**Jett Modkins**, assistant special teams; born April 23, 1995; Fort Worth, Texas. Defensive back Glendale (Ariz.) C.C., Mesa (Ariz.) C.C. No pro playing experience. College coach: Akron 2019. Pro coach: Denver Broncos 2020. Joined Lions in 2021.

**Steve Oliver**, assistant offensive line; born Sept. 29, 1992; Billings, Mont. Offensive lineman San Diego 2011-15. No pro playing experience. College coach: Idaho 2016-17 and 2019, Montana State-Northern 2018. Pro coach: Joined Lions in 2021.

**Jim O'Neil**, defensive assistant; born Oct. 26, 1978; Philadelphia, Pa. Defensive lineman Towson 1998-2000. No pro playing experience. College coach: Albany 2001, Pennsylvania 2002, Northwestern 2003-04 and 2021-22, Towson 2005, Eastern Michigan 2006-08. Pro coach: New York Jets 2009-12, Buffalo Bills 2013, Cleveland Browns 2014-15, San Francisco 49ers 2016, Oakland Raiders 2018-20. Joined Lions in 2024.

**Antwaan Randle El**, wide receivers; born Aug. 17, 1979; Riverdale, Ill. Quarterback Indiana 1998-2001. Pro wide receiver Pittsburgh Steelers 2002-05 and 2010, Washington Redskins 2006-09. No college coaching experience. Pro coach: Tampa Bay Buccaneers 2019-20. Joined Lions in 2021.

**Seth Ryan**, assistant wide receivers; born March 26, 1994; Phoenix, Ariz. Wide receiver Clemson 2013-17. No pro playing experience. No college coaching experience. Pro coach: Los Angeles Chargers 2017-20. Joined Lions in 2021.

**Kelvin Sheppard**, linebackers; born Jan. 2, 1988; Stone Mountain, Ga. Linebacker LSU 2007-10. Pro linebacker Buffalo Bills 2011-12, Indianapolis Colts 2013, Miami Dolphins 2014-15, New York Giants 2016-17, Detroit Lions 2018. College coach: LSU 2020. Pro coach: Joined Lions in 2021.

**Dre Thompson**, WCF Minority Coaching Assistant/defensive quality control; born Nov. 16, 1989; Alief, Texas. Defensive back Texas A&M 2009-11, Memphis 2012. No pro playing experience. College coach: Missouri 2015, Texas A&M 2016-18, Campbell 2019-20, Buffalo 2021. Pro coach: Denver Broncos 2022. Joined Lions in 2023.

## DETROIT LIONS

**Deshea Townsend**, passing game coordinator/defensive backs; born Sept. 8, 1975; Batesville, Miss. Cornerback Alabama 1994-97. Pro cornerback Pittsburgh Steelers 1998-2009, Indianapolis Colts 2010. College coach: Mississippi State 2013-15. Pro coach: Arizona Cardinals 2011-12, Tennessee Titans 2016-17, New York Giants 2018, Chicago Bears 2019-21, Jacksonville Jaguars 2022-23. Joined Lions in 2024.

**Terrell Williams**, run game coordinator/defensive line; born June 19, 1974; Los Angeles, Calif. Nose guard East Carolina 1995-98. No pro playing experience. College coach: Fort Scott (Kan.) C.C. 1998, North Carolina A&T 1999-2001, Youngstown State 2002-03, Akron 2004-05, Purdue 2006-09, Texas A&M 2010-11. Pro coach: Oakland Raiders 2012-14, Miami Dolphins 2015-17, Tennessee Titans 2018-23. Joined Lions in 2024.

**Mike Clark**, director of sports performance; born Aug. 22, 1954. Center Ottawa (Kan.) University 1974-77. No pro playing experience. College coach: Wyoming 1981-82, Kansas 1982-83, Oregon 1983-88, Southern California 1988-90, Texas A&M 1990-2004, Trinity (San Antonio, Texas) 2018-20. Pro coach: Seattle Seahawks 2004-10, Kansas City Chiefs 2010-13, Chicago Bears 2013-14, Washington Redskins 2014-16. Joined Lions in 2021.

**Jill Costanza**, director of sports science; born June 25, 1980; Gouverneur, N.Y. Attended Houston. College coach: Houston 2013, Miami (Fla.) 2013-14, Texas 2015-16. Pro coach: Joined Lions in 2021.

**Josh Schuler**, head strength and conditioning; born Oct. 5, 1983; Muscatine, Iowa. Attended Iowa State. No college or pro playing experience. College coach: Colorado 2007 and 2010-12, Auburn 2008-10, Navy 2012-15. Pro coach: Joined Lions in 2016.

**Corey Smith**, assistant strength and conditioning; born Jan. 4, 1988; Downers Grove, Ill. Attended Illinois State and Memphis. No college or pro playing experience. College coach: Illinois State 2011 and 2012-13, Iowa 2012, Memphis 2013-15 and 2020, Missouri 2016-20, Texas 2020, Texas Tech 2021, Abilene Christian 2022-23. Pro coach: Joined Lions in 2023.

### RECORD HOLDERS

#### INDIVIDUAL RECORDS—CAREER

Rushing (Yds.)	Barry Sanders, 1989-98	15,269
Passing (Yds.)	Matthew Stafford, 2009-20	45,109
Passing (TDs)	Matthew Stafford, 2009-20	282
Receiving (No.)	Calvin Johnson, 2007-15	731
Receiving (Yds.)	Calvin Johnson, 2007-15	11,619
Interceptions	Dick LeBeau, 1959-1972	62
Punting (Avg.)	Jack Fox, 2020-23	48.4
Punt Return (Avg.)	Jack Christiansen, 1951-58	12.8
Kickoff Return (Avg.)	Pat Studstill, 1961-67	25.7
Field Goals	Jason Hanson, 1992-2012	495
Touchdowns (Tot.)	Barry Sanders, 1989-98	109
Points	Jason Hanson, 1992-2012	2,150
*Sacks	Robert Porcher, 1992-2003	95.5

#### INDIVIDUAL RECORDS—SINGLE SEASON

Rushing (Yds.)	Barry Sanders, 1997	2,053
Passing (Yds.)	Matthew Stafford, 2011	5,038
Passing (TDs)	Matthew Stafford, 2011	41
Receiving (No.)	Herman Moore, 1995	123
Receiving (Yds.)	Calvin Johnson, 2012	**1,964
Interceptions	Don Doll, 1950	12
	Jack Christiansen, 1953	12
Punting (Avg.)	Jack Fox, 2021	49.2
Punt Return (Avg.)	Jack Christiansen, 1952	21.5
Kickoff Return (Avg.)	Tom Watkins, 1965	34.4
Field Goals	Jason Hanson, 1993	34
Touchdowns (Tot.)	Barry Sanders, 1991	17
	Jamaal Williams, 2022	17
Points	Jason Hanson, 2012	134
*Sacks	Robert Porcher, 1999	15.0

#### INDIVIDUAL RECORDS—SINGLE GAME

Rushing (Yds.)	Barry Sanders, 11-13-94	237
Passing (Yds.)	Matthew Stafford, 1-1-12	520
Passing (TDs)	Gary Danielson, 12-9-78	5
	Matthew Stafford, 11-22-09,	
	11-20-11, 1-1-12, 11-26-15	5
	Jared Goff, 12-16-23	5
Receiving (No.)	Herman Moore, 12-4-95	14
	Calvin Johnson, 10-27-13	14
Receiving (Yds.)	Calvin Johnson, 10-27-13	329
Interceptions	Don Doll, 10-23-49	**4
Field Goals	Garo Yepremian, 11-13-66	6
	Jason Hanson, 10-17-99	6
Touchdowns (Tot.)	Dutch Clark, 10-22-34	4
	Cloyce Box, 12-3-50	4
	Barry Sanders, 11-24-91	4
	Marvin Jones Jr., 10-20-19	4
	Dutch Clark, 10-22-34	24
	Cloyce Box, 12-3-50	24
	Barry Sanders, 11-24-91	24
	Marvin Jones Jr., 10-20-19	24
	Bill Gay, 9-4-83	5.5

\*Sacks became an official statistic in 1982  
\*\*NFL record

**2024 VETERAN ROSTER**

No.	Name	Pos.	Ht.	Wt.	Birthdte	NFL Exp.	College	Hometown	How Acq.	'23 Games/ Starts
34	Anzalone, Alex	LB	6-3	238	09/22/94	8	Florida	Wyomissing, Pa.	UFA(NO)-21	16/16
74	Awosika, Kayode	G	6-3	315	10/27/98	4	Buffalo	Maple Grove, Minn.	FA-22	15/3
17	Badgley, Michael	K	5-10	188	07/28/95	7	Miami (Fla.)	Summit, N.J.	FA-23	4/4
55	Barnes, Derrick	LB	6-0	240	05/29/99	4	Purdue	Covington, Ky.	D4b-21	16/13
32	Branch, Brian	DB	6-0	203	10/22/01	2	Alabama	Fayetteville, Ga.	D2b-23	15/9
46	Campbell, Jack	LB	6-5	243	08/22/00	2	Iowa	Cedar Falls, Iowa	D1b-23	17/12
79	Cominsky, John	DL	6-5	285	11/22/95	6	Charleston (W. Va.)	Barberton, Ohio	W(AT)-22	16/11
47	Daly, Scott	LS	6-1	245	02/77/94	4	Notre Dame	Downers Grove, Ill.	FA-21	8/0
92	Davenport, Marcus	OLB	6-6	265	09/4/96	7	Texas-San Antonio	San Antonio, Texas	UFA(NO)-24	4/3*
23 t	Davis III, Carlton	CB	6-1	206	12/31/96	7	Auburn	Miami, Fla.	TTB-24	12/12*
68	Decker, Taylor	T	6-7	318	08/23/93	9	Ohio State	Vandalia, Ohio	D1-16	15/15
30	Dorsey, Khalil	CB	5-8	185	03/31/98	4	Northern Arizona	Ontario, Calif.	FA-22	13/2
66	Farniok, Matt	G	6-5	316	09/26/97	3	Nebraska	Sioux Falls, S.D.	FA-23	0/0
12	Fountain, Daurice	WR	6-2	210	12/22/95	4	Northern Iowa	Madison, Wis.	FA-23	0/0
3	Fox, Jack	P	6-2	218	09/1/96	5	Rice	St. Louis, Mo.	FA-19	17/0
36	Funk, Jake	RB	5-10	205	01/11/98	2	Maryland	Gaithersburg, Md.	FA-23	4/0*
26	Gibbs, Jahmyr	RB	5-9	200	03/20/02	2	Alabama	Dalton, Ga.	D1a-23	15/3
24	Gilmore, Steven	CB	6-0	174	09/17/99	2	Marshall	Rock Hill, S.C.	UDFA-23	3/0
60	Glasgow, Graham	OL	6-6	315	08/19/92	9	Michigan	Aurora, Ill.	UFA(Den)-23	17/15
16	Goff, Jared	QB	6-4	217	10/14/94	9	California	Novato, Calif.	TLAR-21	17/17
18	Green, Antoine	WR	6-2	199	11/15/99	2	North Carolina	Rockledge, Fla.	D7-23	9/0
43	Hesse, Parker	TE	6-3	251	05/26/95	3	Iowa	La Crosse, Wis.	FA-24	3/0*
2	Hooker, Hendon	QB	6-3	220	01/13/98	2	Tennessee	Greensboro, N.C.	D3a-23	0/0
41	Houston, James	LB	6-1	245	11/16/98	3	Jackson State	Fort Lauderdale, Fla.	D6b-22	2/1
97	Hutchinson, Aidan	DL	6-7	268	08/9/00	3	Michigan	Plymouth, Mich.	D1a-22	17/17
23 +	Jacobs, Jerry	CB	5-11	203	09/26/97	4	Arkansas	Atlanta, Ga.	UFA-21	15/12
25	James, Craig	CB	5-10	195	04/29/96	3	Southern Illinois	Springfield, Ill.	FA-23	2/0*
28	Jefferson, Jermar	RB	5-10	215	04/15/00	2	Oregon State	Los Angeles, Calif.	FA-23	0/0
31	Joseph, Kerby	S	6-1	203	11/14/00	3	Illinois	Orlando, Fla.	D3-22	15/15
85	Kennedy, Tom	WR	5-10	195	07/29/96	3	Bryant	Farmingdale, N.Y.	FA-23	0/0*
27	Knight, Zonovan	RB	5-11	209	04/11/01	3	North Carolina State	Bailey, N.C.	FA-23	2/0
87	LaPorta, Sam	TE	6-3	245	01/12/01	2	Iowa	Highland, Ill.	D2a-23	17/14
99	Martin, Brodrick	DL	6-5	330	05/24/99	2	Western Kentucky	Tuscaloosa, Ala.	D3b-23	3/0
86	McKeon, Sean	TE	6-5	255	12/28/97	5	Michigan	Dudley, Mass.	FA-24	9/0*
54	McNeill, Alim	DL	6-2	315	05/11/00	4	North Carolina State	Raleigh, N.C.	D3a-21	13/13
6	Melifonwu, Ifeatu	S	6-3	210	05/2/99	4	Syracuse	South Grafton, Mass.	D3b-21	17/6
82	Mitchell, James	TE	6-4	246	08/11/99	3	Virginia Tech	Big Stone Gap, Va.	D5-22	15/1
5	Montgomery, David	RB	5-11	224	06/7/97	6	Iowa State	Cincinnati, Ohio	UFA(Chi)-23	14/14
38	Moore, C.J.	S	5-11	199	12/15/95	5	Mississippi	Bassfield, Miss.	FA-24	0/0*
4	Moseley, Emmanuel	CB	5-11	195	03/25/96	7	Tennessee	Greensboro, N.C.	UFA(SF)-23	1/0
52	Muti, Netane	G	6-3	315	03/27/99	4	Fresno State	Wahiawa, Hawaii	FA-24	2/0*
91	Onwuzurike, Levi	DL	6-3	290	03/3/98	4	Washington	Allen, Texas	D2-21	10/0
93	Paschal, Josh	DL	6-3	274	12/17/99	3	Kentucky	Prince George's County, Md.	D2-22	12/4
65	Peko, Kyle	DL	6-1	305	07/23/93	5	Oregon State	La Habra, Calif.	FA-24	13/10*
19 t	Peoples-Jones, Donovan	WR	6-2	204	02/19/99	5	Michigan	Detroit, Mich.	T(Cle)-23	15/6*
77	Ragnow, Frank	C	6-5	310	05/17/96	7	Arkansas	Victoria, Minn.	D1-18	15/15
11	Raymond, Kalif	WR	5-8	180	08/8/94	8	Holy Cross	Lawrenceville, Ga.	UFA21	17/3
98	Reader, DJ	DL	6-3	335	07/1/94	9	Clemson	Greensboro, N.C.	UFA(Cin)-24	14/14*
42	Reeves-Maybin, Jalen	LB	6-1	226	01/31/95	8	Tennessee	Clarksville, Tenn.	FA-23	17/0
13	Reynolds, Craig	RB	5-11	216	06/15/96	5	Kutztown	Willow Grove, Pa.	FA-21	17/0
21	Robertson, Amik	CB	5-9	183	07/6/98	5	Louisiana Tech	Thibodaux, La.	UFA(LV)-24	17/12*
44	Rodriguez, Malcolm	LB	5-11	234	03/29/99	3	Oklahoma State	Wagoner, Okla.	D6a-22	17/3
58	Sewell, Penei	T	6-5	335	10/9/00	4	Oregon	Malaeimi, American Samoa	D1-21	17/17
70	Skipper, Dan	T	6-9	330	09/20/94	5	Arkansas	Arvada, Colo.	FA-23	11/2
10	Smith, TreQuan	WR	6-2	210	01/7/96	6	Central Florida	Delray Beach, Fla.	FA-24	0/0
75	Sorsdal, Colby	OL	6-6	315	03/1/00	2	William & Mary	Pittsburgh, Pa.	D5-23	16/3
14	St. Brown, Amon-Ra	WR	6-0	202	10/24/99	4	Southern California	Anaheim Hills, Calif.	D4a-21	16/16
8	Sudfeld, Nate	QB	6-6	230	10/7/93	8	Indiana	Modesto, Calif.	FA-22	0/0*
29	Vildor, Kindle	CB	5-11	189	12/11/97	5	Georgia Southern	College Park, Ga.	FA-23	7/2*
9	Williams, Jameson	WR	6-1	180	03/26/01	3	Alabama	St. Louis, Mo.	D1b-22	12/10
89	Wright, Brock	TE	6-5	250	11/27/98	4	Notre Dame	Cypress, Texas	UDFA-21	14/4
71	Zeiter, Kevin	G	6-4	340	03/8/90	13	Wisconsin	Waukesha, Wis.	UFA(Bal)-24	15/15*
84	Zylstra, Shane	TE	6-4	240	11/16/96	3	Minnesota State	Spicer, Minn.	FA-21	0/0*

## DETROIT LIONS

\* Davenport played four games with Minnesota in '23; Davis III played 12 games with Tampa Bay; Funk played four games with Indianapolis; Hesse played three games with Atlanta; James played two games with the New York Jets; Kennedy missed the '23 season because of injury; McKeon played nine games with Dallas; Moore missed '23 season due to suspension; Muti played two games with Las Vegas; Peko played 13 games with Tennessee; Peoples-Jones played seven games with Cleveland; Reader played 14 games with Cincinnati; Robertson played 17 games with Las Vegas; Sudfeld missed the '23 season because of injury; Vildor played two games with Tennessee; Zeitzer played 15 games with Baltimore; Zylstra missed the '23 season because of injury.

t- Lions traded for Davis (TB) and Peoples-Jones (CLE).

+ Unsigned restricted free agent.

Players lost through free agency (eight): CB C.J. Gardner-Johnson (PHI, three games); G Jonah Jackson (LAR, 12); DL Benito Jones (MIA, 17); CB Chase Lucas (SF, 12), T Matt Nelson (NYG, three); LB Anthony Pittman (WAS, 17); WR Josh Reynolds (DEN, 17), CB Will Harris (NO, 17).

Also played for Lions in '23—DL Tyson Alualu (two games); DL Quinton Bohanna (three); QB Teddy Bridgewater (one); DL Isaiah Buggs (10); FB Jason Cabinda (four); TE Darrell Daniels (three); WR Dylan Drummond (one); TE Anthony Firkser (two); DL Charles Harris (13); RB Mohamed Ibrahim (one); DL Bruce Irvin (three); WR Marvin Jones Jr. (six); LS Jake McQuaide (nine); LB Trevor Nowaske (two); DL Julian Okwara (nine); DL Romeo Okwara (16); RB Devine Ozigbo (three); K Riley Patterson (13); CB Cam Sutton (17); G Halapoulivai Vaitai (six); S Tracy Walker (17).

### FIRST-YEAR ROSTER

Name	Pos.	Ht.	Wt.	Birthdate	College	Hometown	How Acq.
Agude, Mitchell (1)	LB	6-4	245	3/10/99	Miami	Corona, Calif.	FA-23
Alexander, Maurice (1)	WR	5-11	174	1/10/97	Florida International	Florida City, Fla.	FA-22
Arnold, Terrion	CB	6-0	199	3/22/03	Alabama	Tallahassee, Fla.	D-1
Betts, Mathieu (1)	DL	6-2	259	3/22/95	Laval (Canada)	Montreal, Can.	FA
Calhoun, Jalon	WR	5-11	194	12/16/00	Duke	Greenville, S.C.	FA
Chambers, Steele	LB	6-1	229	7/24/00	Ohio State	Roswell, Ga.	FA
Clemens, Duke	OL	6-4	305	12/24/00	UCLA	Kailua, Hawaii	FA
Davis, Kaden (1)	WR	6-1	193	9/25/98	Northwest Missouri State	Ellsworth, Kan.	FA
Eguakun, Kingsley	C	6-3	307	3/23/01	Florida	Jacksonville, Fla.	FA
Galvin, Connor (1)	OL	6-7	300	3/11/99	Baylor	Katy, Texas	FA-23
Games, Chelen	S	5-11	206	9/25/00	Wake Forest	Waldorf, Md.	FA
Gilbert, DaRon	LB	6-1	218	5/26/01	Northern Illinois	Detroit, Mich.	FA
Hatten, Hogan	LS	6-2	239	8/6/00	Idaho	Scottsdale, Ariz.	FA
Hudson, Bryan	C	6-5	301	1/11/01	Louisville	Georgetown, Ky.	FA
Joseph, Brandon (1)	S	6-0	200	2/5/01	Notre Dame	College Station, Texas	FA-23
Lynn, Nate	OLB	6-3	256	7/6/02	William & Mary	Charlotte, N.C.	FA
Mahogany, Christian	OL	6-3	319	10/11/00	Boston College	Elmwood Park, N.J.	D-6b
Manu, Giovanni	OL	6-7	354	1/26/01	British Columbia	Pitt Meadows, B.C.	D-4a
Niese, Michael (1)	OL	6-5	295	1/13/98	Temple	Chesterfield, Mo.	FA-23
Norris, Morice	CB	5-11	192	9/27/00	Fresno State	Fresno, Calif.	FA
Rakestraw Jr., Ennis	CB	5-11	191	6/5/02	Missouri	West Dallas, Texas	D-2
Smith, Chris (1)	DL	6-1	305	12/15/99	Notre Dame	Detroit, Mich.	FA-23
Strickland, Loren	S	5-10	202	5/31/00	Ball State	Carpentersville, Ill.	FA
Turner, James	K	6-0	193	11/22/00	Michigan	Saline, Mich.	FA
Ukwu, Isaac	OLB	6-3	258	1/14/99	Mississippi	Upper Marlboro, Md.	FA
Vaki, Sione	RB	5-11	213	7/30/01	Utah	Antioch, Calif.	D-4b
Williams, Isaiah	WR	5-10	186	1/29/01	Illinois	St. Louis, Mo.	FA
Wingo, Mekhi	DL	6-0	291	4/17/03	LSU	St. Louis, Mo.	D-6a

The term **NFL Rookie** is defined as a player who is in his first season of professional football and has not been on the roster of another professional football team for any regular-season or postseason games. A **Rookie** is designated by an "R" on NFL rosters. Players who have been active in another professional football league or players who have NFL experience, including either preseason training camp or being on an Active List or Inactive List, or on Reserve/Injured or Reserve/Physically Unable to Perform for fewer than six regular-season games, are termed **NFL First-Year Players**. An **NFL First-Year Player** is designated by a "1" on NFL rosters. Thereafter, a player is credited with an additional year of experience for each season in which he accumulates six games on the Active List or Inactive List, or on Reserve/Injured or Reserve/Physically Unable to Perform.

Log on to [www.detroitlions.com](http://www.detroitlions.com) for an up-to-date roster.





## National Football Conference North Division

**Lambeau Field Atrium**  
1265 Lombardi Avenue  
Green Bay, WI 54304  
Telephone: (920) 569-7500

**Team Colors:** Dark Green, Gold and White

## 2024 SCHEDULE

### PRESEASON

Aug. 10 at Cleveland .....3:25 PM  
Aug. 18 at Denver.....7:00 PM  
Aug. 24 Baltimore.....12:00 PM

### REGULAR SEASON

Sep. 6 at Philadelphia (Sao Paulo) 7:15 PM  
Sep. 15 Indianapolis .....12:00 PM  
Sep. 22 at Tennessee .....12:00 PM  
Sep. 29 Minnesota .....12:00 PM  
Oct. 6 at L.A. Rams .....3:25 PM  
Oct. 13 Arizona .....12:00 PM  
Oct. 20 Houston .....12:00 PM  
Oct. 27 at Jacksonville.....12:00 PM  
Nov. 3 Detroit.....3:25 PM  
BYE  
Nov. 17 at Chicago.....12:00 PM  
Nov. 24 San Francisco.....3:25 PM  
Nov. 28 Miami (Thanksgiving) .....7:20 PM  
Dec. 5 at Detroit (Thu).....7:15 PM  
Dec. 15 at Seattle .....7:20 PM  
Dec. 23 New Orleans (Mon).....7:15 PM  
Dec. 29 at Minnesota.....12:00 PM  
TBD Chicago .....TBD

*\*All times CT; During the Flex Scheduling Windows, the games initially scheduled for Sunday Night Football, Monday Night Football, and Thursday Night Football are tentatively scheduled and subject to change.*

**Stadium:** Lambeau Field  
1265 Lombardi Avenue  
Green Bay, WI 54304

**Opened:** 1957  
**Capacity:** 81,041  
**Playing Surface:** SISGrass

### Training Camp:

Lambeau Field  
Green Bay, WI 54304

## CLUB OFFICIALS

President and Chief Executive Officer:  
Mark Murphy  
General Manager: Brian Gutekunst  
Chief Operating Officer and  
General Counsel: Ed Policy  
Chief Financial Officer: Maureen Smith  
Executive Vice President/  
Director of Football Operations: Russ Ball  
Vice President of Sales and  
Business Development: Craig Benzel  
Vice President of Security, Facilities and  
Risk: Doug Collins  
Vice President of Marketing and  
Fan Engagement: Gabrielle Valdez Dow  
Vice President of Human Resources:  
Nicole Ledvina  
Vice President of Communications: Jason Wahlers  
Vice President of Player Personnel:  
Jon-Eric Sullivan  
Director – Football Operations: Milt Hendrickson  
Director of Player Personnel: John Wojciechowski  
Director of College Scouting: Matt Malaspina  
Director of Pro Personnel: Richmond Williams  
National Scout: Sam Seale  
Player Personnel Executive: Lee Gissendaner  
Assistant Director of College Scouting:  
Patrick Moore  
College Scouts: Luke Benuska, Chris Gaines,  
Joe Hueber, Sean Linton, Mike Owen,  
Brett Thiesen  
Pro Scouts:  
Venzell Boulware, Quandon Christian  
College Scouting Coordinator: Danny Mock  
Pro Personnel Manager:  
Autumn Thomas-Beenenga  
Chief of Staff: Darryl Franklin  
Director of Player Development: Grey Ruegamer  
Director of Performance Nutrition: Adam Korzun  
Director of Football Logistics/Team Travel:  
Matt Klein  
Director of Football Technology: Mike Halbach  
Director of Football Administration/  
Player Finance: Melanie Marohl  
Director of Corporate Travel: Linda Nuthals  
Director of Family Programs: Sherry Schultes  
Strength and Conditioning Assistants: Todd  
Hunt, Marcus Jones, Ben Schumacher  
Video Director: Wes Burnard  
Vice President of Player Health and  
Performance: Bryan Engel  
Director of Sports Medicine/  
Head Athletic Trainer: Nate Weir  
Director of Performance Psychology and Team  
Behavioral Health Clinician: Dr. Chris Carr  
Director of Public Affairs: Aaron Popkey  
Assistant Director of Communications:  
Sarah Quick  
Assistant Director of Communications:  
Tom Fanning  
Communications Coordinator: Nate LoCascio  
Director of Brand Strategy & Marketing:  
Joan Malcheski  
Director of Community Outreach & Player/  
Alumni Relations: Cathy Dworak  
Director of Tiletown Development:  
Jackie Krutz  
Director of Broadcast, Video Production and  
Game Presentation: Kregg Shilbauer  
Director of Facility Operations: Mike Moynihan  
Director of Organizational Development &  
DEI: Rob Davis  
Director of Information Technology: Kenny Ansel  
Director of Retail Operations:  
Chrysta Jorgensen  
Director of Corporate Partnership Sales &  
Activations: Justin Wolf  
Director of Stadium Services: Jennifer Ark  
Director of Ticketing and Premium Seating:  
Jason McDonough

## COACHING HISTORY

(836-624-38)

*Records include postseason games*

1921-49	Earl (Curly) Lambeau ...	212-106-21
1950-53	Gene Ronzani*	14-31-1
1953	Hugh Devore-	
	Ray (Scooter) McLean**	0-2-0
1954-57	Lisle Blackburn.....	17-31-0
1958	Ray (Scooter) McLean.....	1-10-1
1959-67	Vince Lombardi.....	98-30-4
1968-70	Phil Bengtson.....	20-21-1
1971-74	Dan Devine.....	25-28-4
1975-83	Bart Starr.....	53-77-3
1984-87	Forrest Gregg.....	25-37-1
1988-91	Lindy Infante.....	24-40-0
1992-98	Mike Holmgren.....	84-42-0
1999	Ray Rhodes.....	8-8-0
2000-05	Mike Sherman.....	59-43-0
2006-18	Mike McCarthy***	135-85-2
2018	Joe Philbin.....	2-2-0
2019-	Matt LaFleur.....	59-31-0

\* Resigned after 10 games in 1953

\*\* Co-coaches

\*\*\* Released after 12 games in 2018

## PAID ATTENDANCE, 2023

Home 622,636  
Away 600,483  
Total 1,223,119  
Single-game home record,  
78,526 (11/15/15)  
Single-season home record,  
683,867 (2022)

## 2024 DRAFT CHOICES

Rd	Name	Pos	College
1	Jordan Morgan	T	Arizona
2	Edgerrin Cooper	LB	Texas A&M
2	Javon Bullard	DB	Georgia
3	MarShawn Lloyd	RB	Southern California
3	TyRon Hopper	LB	Missouri
4	Evan Williams	DB	Oregon
5	Jacob Monk	C	Duke
5	Kitan Oladapo	DB	Oregon State
6	Travis Glover	T	Georgia State
7	Michael Pratt	QB	Tulane
7	Kalen King	DB	Penn State

# GREEN BAY PACKERS

## 2023 TEAM RECORD

### REGULAR SEASON (9-8)

Date	Opponent	Result
Sept. 10	at Chicago	W 38-20
Sept. 17	at Atlanta	L 24-25
Sept. 24	NEW ORLEANS	W 18-17
Sept. 28	DETROIT	L 20-34
Oct. 9	at Las Vegas	L 13-17
Oct. 22	at Denver	L 17-19
Oct. 29	MINNESOTA	L 10-24
Nov. 5	L.A. RAMS	W 20-3
Nov. 12	at Pittsburgh	L 19-23
Nov. 19	L.A. CHARGERS	W 23-20
Nov. 23	at Detroit	W 29-22
Dec. 3	KANSAS CITY	W 27-19
Dec. 11	at N.Y. Giants	L 22-24
Dec. 17	TAMPA BAY	L 20-34
Dec. 24	at Carolina	W 33-30
Dec. 31	at Minnesota	W 33-10
Jan. 7	CHICAGO	W 17-9

### POSTSEASON (1-1)

Jan. 14	at Dallas	W 48-32
Jan. 20	at San Francisco	L 21-24

### SCORE BY PERIODS

Team	78	91	115	99	0	—	383
Opponents	65	104	86	95	0	—	350

## 2023 TEAM STATISTICS

	Team	Opp.
Total First Downs	338	340
Rushing	101	120
Passing	211	189
Penalty	26	31
3rd Down: Made/Att	105/223	92/224
3rd Down Pct.	47.1	41.1
4th Down: Made/Att	12/24	14/30
4th Down Pct.	50.0	46.7
Possession Avg.	29:43	30:17
Total Net Yards	5873	5696
Avg. Per Game	345.5	335.1
Total Plays	1052	1061
Avg. Per Play	5.6	5.4
Net Yards Rushing	1905	2181
Avg. Per Game	112.1	128.3
Total Rushes	441	493
Net Yards Passing	3968	3515
Avg. Per Game	233.4	206.8
Sacked/Yards Lost	30/242	45/288
Gross Yards	4210	3803
Att./Completions	581/374	523/342
Completion Pct.	64.4	65.4
Had Intercepted	11	7
Punts/Average	57/46.2	56/46.3
Net Punting Avg.	57/39.7	56/42.2
Penalties/Yards	105/856	95/907
Fumbles/Ball Lost	23/7	15/11
Touchdowns	44	37
Rushing	10	15
Passing	32	21
Returns	2	1

## 2023 INDIVIDUAL STATISTICS

PASSING	Att	Cmp	Yds	Cmp%	Yds/Att	TD	TD%	Int	Int%	LG	Sk/Lost	Rtng
Love	579	372	4159	64.2	7.18	32	5.5	11	1.9	77	30/242	96.1
Clifford	1	1	37	100.0	37.00	0	0.0	0	0.0	37	0/0	118.8
Wicks	1	1	14	100.0	14.00	0	0.0	0	0.0	14	0/0	118.8
Team	581	374	4210	64.4	7.25	32	5.5	11	1.9	77	30/242	96.4
Opponents	523	342	3803	65.4	7.27	21	4.0	7	1.3	52t	45/288	94.7

SCORING	TD			PAT	FG	Saf	Pts	
	Tot	Ru	Rec					
Carlson	0	0	0	34/39	27/33	0	115	
Reed	10	2	8	0	62	0	68	
Doubs	8	0	8	0	0	0	48	
Watson	5	0	5	0	30	0	30	
Love	4	4	0	0	24	0	24	
Wicks	4	0	4	0	0	0	24	
A.Jones	3	2	1	0	0	0	18	
Dillon	2	2	0	0	0	0	12	
Kraft	2	0	2	0	0	0	12	
Heath	1	0	1	0	0	0	6	
Melton	1	0	1	0	0	0	6	
Musgrave	1	0	1	0	0	0	6	
Owens	1	0	0	1	0	0	6	
Sims	1	0	1	0	0	0	6	
Q.Walker	1	0	0	1	0	0	6	
Toure	0	0	0	0	0	2	0	
Team	44	10	32	2	34/39	27/33	0	383
Opponents	37	15	21	1	27/31	31/38	0	350

2-Pt Conv: Reed, Toure. Team 2-5. Opponents 4-6.

RUSHING	No.	Yds	Avg	LG	TD
A.Jones	142	656	4.6	39	2
Dillon	178	613	3.4	40	2
Love	50	247	4.9	37	4
Taylor	32	141	4.4	24	0
Reed	11	119	10.8	32t	2
Em.Wilson	14	85	6.1	31	0
Melton	3	21	7.0	12	0
Nixon	1	11	11.0	11	0
Watson	4	11	2.8	13	0
Robinson	1	2	2.0	2	0
Wicks	1	1	1.0	1	0
Drake	1	0	0.0	0	0
Clifford	3	-2	-7.0	0	0
Team	441	1905	4.3	40	10
Opponents	493	2181	4.4	40	15

RECEIVING	No.	Yds	Avg	LG	TD
Reed	64	793	12.4	59	8
Doubs	59	674	11.4	36	8
Wicks	39	581	14.9	35	4
Musgrave	34	352	10.4	37	1
Kraft	31	355	11.5	43	2
A.Jones	30	233	7.8	51	1
Watson	28	422	15.1	77	5
Dillon	22	223	10.1	35	0
Melton	16	218	13.6	37	1
Heath	15	125	8.3	16	1
Taylor	11	49	4.5	16	0
Toure	8	78	9.8	35	0
Deguara	8	65	8.1	19	0
Em.Wilson	4	23	5.8	9	0
Sims	4	21	5.3	12	1
Robinson	1	-2	-2.0	-2	0
Team	374	4210	11.3	77	32
Opponents	342	3803	11.1	52t	21

INTERCEPTIONS	No.	Yds	Avg	LG	TD
R.Ford	2	30	15.0	21	0
Q.Walker	1	37	37.0	37t	1
Nixon	1	2	2.0	2	0
Anthony Johnson	1	1	1.0	1	0
Ballentine	1	0	0.0	0	0
Douglas	1	-2	-2.0	-2	0
Team	7	68	9.7	37t	1
Opponents	11	202	18.4	43	0

PUNTING	No.	Yds	Avg	NetBt	IN	LG	B	
Whelan	57	2634	46.2	39.7	5	18	68	0
Team	57	2634	46.2	39.7	5	18	68	0
Opponents	56	2591	46.3	42.2	2	24	68	0

PUNT RETURNS	Ret	FC	Yds	Avg	LG	TD
Nixon	14	1	95	6.8	34	0
Reed	11	14	94	8.5	35	0
Toure	1	0	0	0.0	0	0
Team	26	15	189	7.3	35	0
Opponents	23	22	270	11.7	76t	1

KICKOFF RETURNS	No.	Yds	Avg	LG	TD
Nixon	30	782	26.1	51	0
Heath	1	1	1.0	1	0
Team	31	783	25.3	51	0
Opponents	40	950	23.8	47	0

FIELD GOALS	1-19	20-29	30-39	40-49	50+
Carlson	0/0	6/6	14/14	4/8	3/5
Team	0/0	6/6	14/14	4/8	3/5
Opponents	0/0	9/9	13/13	4/9	5/7

SACKS	No.
Gary	9.0
Smith	8.0
Clark	7.5
Wyatt	5.5
Brooks	4.0
Van Ness	4.0
Q.Walker	2.5
Enagbare	2.0
Owens	1.0
McDuffie	0.5
Nixon	0.5
Wooden	0.5
Team	45.0
Opponents	30.0

**2024 COACHING STAFF**

**Matt LaFleur, Head Coach**

**Pro Career:** Named the 15th head coach in team history on Jan. 8, 2019. Is entering his sixth season as Green Bay's head coach and his 16th season in the NFL. Has led the Packers to 56 regular-season wins, tied for the second most in NFL history by a coach in his first five seasons (George Seifert, 62 from 1989-93). In 2019-21, became the first coach in league history to win 13-plus games in three straight seasons. Has guided the Packers to four playoff appearances in his first five years, tied for the most in the NFC since 2019, including back-to-back appearances in the NFC title game (2019-20) and the top seed in the NFC in 2020 and 2021. Has led Green Bay to a 32-9 regular-season record at home (.780), No. 1 in the NFL since 2019. In 2020, helped the Packers rank No. 1 in the NFL in scoring (509), TDs (66) and giveaways (franchise-record 11). Led Green Bay to a 13-3 record in his first season in '19, the biggest one-year win improvement in team history (plus-seven). Served as an offensive coordinator for two seasons (Los Angeles Rams, 2017; Tennessee Titans, 2018) and coached quarterbacks for two seasons with the Atlanta Falcons (2015-16) and four seasons with the Washington Redskins (2010-13). Got his start in the NFL coaching ranks as an offensive assistant with the Houston Texans (2008-09). Has been a part of three staffs that have helped their teams lead the NFL in scoring (2016 Falcons, 2017 Rams, 2020 Packers). In Atlanta, tutored QB Matt Ryan, who posted a league-high 117.1 passer rating in 2016 on his way to being named NFL Most Valuable Player and Offensive Player of the Year by the *Associated Press*. With Washington in 2012, coached QB Robert Griffin III, who became the first QB in team history to win AP Offensive Rookie of the Year. Career record: 59-31.

**Background:** Played QB at Saginaw Valley State (2000-02), where he guided the Cardinals to three straight NCAA Division II playoff appearances and earned second-team All-Great Lakes Intercollegiate Athletic Conference honors in all three seasons. Ranks No. 3 in school history in passing yards (7,699), completions (560) and passing TDs (67). Played in the National Indoor Football League for the Omaha Beef in 2003 and the Billings Outlaws in 2004. Began his coaching career as an offensive assistant at Saginaw Valley State in 2003 before working as a graduate assistant at Central Michigan in 2004-05. Also coached quarterbacks/wide receivers at Northern Michigan in 2006, served as the offensive coordinator at Ashland (Ohio) in 2007 and coached quarterbacks at Notre Dame in 2014.

**Personal:** Born Nov. 3, 1979, in Mount Pleasant, Mich. He and his wife, BreAnne, have two sons, Luke and Ty. His younger brother, Mike, is the offensive coordinator for the Los Angeles Rams. Their father, Dennis, coached 22 seasons (1976-97) on the staff at Central Michigan.

**ASSISTANT COACHES**

**Derrick Ansley**, passing game coordinator (defense); born Dec. 11, 1981; Tallassee, Ala. Defensive back Troy 2001-04. No pro playing experience.

College coach: Huntington 2005-09, Alabama 2010-11 and 2016-17, Tennessee 2012 and 2019-20, Kentucky 2013-15. Pro coach: Oakland Raiders 2018, Los Angeles Chargers 2021-23. Joined Packers in 2024

**Rich Bisaccia**, assistant head coach/special teams coordinator; born June 3, 1960; Yonkers, N.Y. Defensive back Yankton College 1979-82. Pro defensive back Philadelphia Stars (USFL) 1983. College coach: Wayne State 1983-87, South Carolina 1988-93, Clemson 1994-98, Mississippi 1999-2001. Pro coach: Tampa Bay Buccaneers 2002-10, San Diego Chargers 2011-12, Dallas Cowboys 2013-17. Oakland/Las Vegas Raiders 2018-21 (interim head coach 12 games, 2021). Joined Packers in 2022.

**Luke Butkus**, offensive line; born June 26, 1979; Steger, Ill. Center Illinois 1998-2001. Pro center Chicago Bears 2002, San Diego Chargers 2002, Rhein Fire (NFL) 2003, Cologne Centurions (NFL) 2004. College coach: Oregon 2005-06, Illinois 2012 and 2016-18. Pro coach: Chicago Bears 2007-09, Seattle Seahawks 2010-11, Jacksonville Jaguars 2013-15. Joined Packers in 2019.

**Anthony Campanile**, linebackers/running game coordinator; born Aug. 18, 1982; Fair Lawn, N.J. Linebacker/safety Rutgers 2002-04. No pro playing experience. College coach: Rutgers 2005 and 2012-15, Boston College 2016-18, Michigan 2019. Pro coach: Miami Dolphins 2020-23. Joined Packers in 2024.

**Tom Clements**, quarterbacks; born June 18, 1953; McKees Rocks, Pa. Quarterback Notre Dame 1972-74. Pro quarterback Ottawa Rough Riders (CFL) 1975-78, Hamilton Tiger-Cats (CFL) 1979, 1981-82, Kansas City Chiefs 1980, Winnipeg Blue Bombers (CFL) 1983-87. College coach: Notre Dame 1992-95. Pro coach: New Orleans Saints 1997-99, Kansas City Chiefs 2000, Pittsburgh Steelers 2001-03, Buffalo Bills 2004-05, Green Bay Packers 2006-16, Arizona Cardinals 2019-20. Rejoined Packers in 2022.

**Wendel Davis**, defensive quality control; born Aug. 16, 1988; Galveston, Texas. Linebacker Arkansas 2006-09. No pro playing experience. College coach: West Texas A&M 2010-12, Texas A&M-Commerce 2013-14, Texas 2015, Georgia 2016-18, Incarnate Word 2019. Pro coach: Joined Packers in 2019.

**Ryan Downard**, defensive backs; born June 22, 1988; Lima, Ohio. Defensive back Eastern Michigan 2007-10. No pro playing experience. College coach: Toledo 2013, Texas Tech 2013, Bowling Green State 2016-17. Pro coach: Cleveland Browns 2014-15. Joined Packers in 2018.

**Sean Duggan**, defensive assistant; born April 4, 1993; Cincinnati, Ohio. Linebacker Boston College 2011-14. No pro playing experience. College coach: Boston College 2015 and 2020-23, Hawaii 2016-17, Massachusetts 2018, Ohio State 2019. Pro coach: Joined Packers in 2024.

**John Dunn**, tight ends; born Aug. 7, 1983; Hendersonville, N.C. Quarterback/tight end North Carolina 2001-03. No pro playing experience. College coach: North Carolina 2004-07, LSU 2008-10, Maryland 2011-15, Connecticut 2018. Pro coach: Chicago Bears 2016-17, New York Jets 2019-20. Joined Packers in 2021.

**Eddie Gordon**, assistant offensive line; born June 28, 1994; Spartanburg, S.C. Offensive lineman Louisiana 2014-16. No pro playing experience. College coach: Louisiana 2017-18, Georgia 2019-22, Alabama-Birmingham 2023. Pro coach: Joined Packers in 2024.

**Rob Grosso**, offensive quality control; born Sept. 22, 1993; Buffalo, N.Y. Wide receiver John Carroll 2011-13. No pro playing experience. No college coaching experience. Pro coach: Denver Broncos 2018, Arizona Cardinals 2019-22. Joined Packers in 2023.

**Jeff Hafley**, defensive coordinator; born April 4, 1979; Montvale, N.J. Wide receiver Siena 1997-2000. No pro playing experience. College coach: Worcester Polytechnic 2001, Albany 2002-05, Pittsburgh 2006-10, Rutgers 2011, Ohio State 2019, Boston College 2020-23 (head coach). Pro coach: Tampa Bay Buccaneers 2012-13, Cleveland Browns 2014-15, San Francisco 49ers 2016-18. Joined Packers in 2024.

**Aaron Hill**, strength and conditioning coordinator; born Sept. 5, 1990; St. Charles, Mo. Linebacker Minnesota 2010-13. No pro playing experience. College coach: Minnesota 2014, Vanderbilt 2015-18. Pro coach: San Francisco 49ers 2019-23. Joined Packers in 2024.

**Connor Lewis**, assistant quarterbacks; born Aug. 20, 1992; Littleton, Colo. Attended Vanderbilt. No college or pro playing experience. No college coaching experience. Pro coach: Joined Packers in 2016.

**Ryan Mahaffey**, wide receivers; born Nov. 28, 1987; Des Moines, Iowa. Fullback/tight end Northern Iowa 2007-10. Pro fullback Baltimore Ravens 2011, Indianapolis Colts 2011, Miami Dolphins 2012. College coach: Northern Iowa 2013, 2016 and 2019-20, Notre Dame 2014-15, Western Kentucky 2017-18. Pro coach: Joined Packers in 2021.

**Sean Mannion**, offensive assistant; born April 25, 1992; San Jose, Calif. Quarterback Oregon State 2011-14. Pro quarterback St. Louis/Los Angeles Rams 2015-18, Minnesota Vikings 2019-21 and

## GREEN BAY PACKERS

2023. Seattle Seahawks 2022-23. Pro coach: Joined Packers in 2024.

**Vince Oghobaase**, assistant defensive line; born Jan. 24, 1987; Houston, Texas. Defensive lineman Duke 2006-09. Pro defensive lineman Miami Dolphins 2010, Washington Redskins 2010, Hartford Colonials (UFL) 2010. College coach: Duke 2011-12, Ohio State 2013-15, UCLA 2018-19, Boston College 2020-23. Pro coach: San Francisco 49ers 2016-17. Joined Packers in 2024.

**Anthony Perkins**, defensive quality control; born Jan. 18, 1989; Leonardtown, Md. Safety Colorado 2008-11. Pro safety Denver Broncos 2012. College coach: Colorado 2012, Indiana State 2013-14, Ohio 2015-16, Colorado State 2019-21, Oregon State 2022-23. Pro coach: Tampa Bay Buccaneers 2017-18. Joined Packers in 2024.

**Jason Rebrovich**, defensive line; born March 15, 1978; Clarence, N.Y. Defensive lineman Alfred State 1996-97, Cortland 1998-99. No pro playing experience. College coach: Cortland 2001-03, 2008-10, Concord 2004, Ferris State 2005-07, Syracuse 2011-12. Pro coach: Buffalo Bills 2013-16, Jacksonville Jaguars 2017-20. Joined Packers in 2022.

**Ben Sirmans**, running backs; born Oct. 17, 1970; East Orange, N.J. Running back Maine 1990-93. No pro playing experience. College coach: Maine 1996-99, Kent State 2000-04, Michigan State 2005-06, Boston College 2007-11. Pro coach: St. Louis Rams 2012-15. Joined Packers in 2016.

**Adam Stenavich**, offensive coordinator; born March 11, 1983; Marshfield, Wis. Tackle Michigan 2002-05. Tackle Green Bay Packers 2006, Amsterdam Admirals (NFLE) 2007, Houston Texans 2008-09. College coach: Michigan 2011-13, Northern Arizona 2014, San Jose State 2015-16. Pro coach: San Francisco 49ers 2017-18. Joined Packers in 2019.

**Byron Storer**, assistant special teams; born May 1, 1984; Modesto, Calif. Fullback California 2002-06. Pro fullback Tampa Bay Buccaneers 2007-09. Pro coach: Tampa Bay Buccaneers 2010-11, San Diego Chargers 2012-13. Oakland/Las Vegas Raiders 2018-21. Joined Packers in 2022.

**Jason Vrable**, passing game coordinator; born Jan. 23, 1985; South Park, Pa. Quarterback Marietta 2003-06. No pro playing experience. College coach: South Florida 2007, Marietta 2007, Robert Morris 2008, Syracuse 2009-10, Charleston 2011-12. Pro coach: Buffalo Bills 2013-16, New York Jets 2017-18. Joined Packers in 2019.

**Myles White**, coaching assistant (minority fellow-ship); born March 30, 1990; Tacoma, Wash. Wide receiver Michigan State 2009, Louisiana Tech 2011-12. Pro wide receiver Green Bay Packers 2013-14, New York Giants 2015, New York Jets 2016, Tampa Bay Buccaneers 2016, Winnipeg Blue Bombers (CFL) 2017-18, Toronto Argonauts (CFL) 2018. College coach: Southern Methodist 2019-20, Stephen F. Austin 2021, Miami (Ohio) 2022-23. Pro coach: Joined Packers in 2024.

**Kyle Wilber**, special teams quality control; born April 26, 1989; Orlando, Fla. Defensive end/linebacker Wake Forest 2008-11. Defensive end/linebacker Dallas Cowboys 2012-17, Oakland/Las Vegas Raiders 2018-21. Pro coach: Joined Packers in 2023.

### RECORD HOLDERS

#### INDIVIDUAL RECORDS—CAREER

Rushing (Yds.)	Ahman Green, 2000-06, 2009 . . . . .	8,322
Passing (Yds.)	Brett Favre, 1992-2007 . . . . .	61,655
Passing (TDs)	Aaron Rodgers, 2005-22 . . . . .	475
Receiving (No.)	Donald Driver, 1999-2012 . . . . .	743
Receiving (Yds.)	Donald Driver, 1999-2012 . . . . .	10,137
Interceptions	Bobby Dillon, 1952-59 . . . . .	52
Punting (Avg.)	Tim Masthay, 2010-15 . . . . .	44.2
Punt Return (Avg.)	Desmond Howard, 1996, 1999 . . . . .	13.8
Kickoff Return (Avg.)	Travis Williams, 1967-70 . . . . .	26.7
Field Goals	Mason Crosby, 2007-22 . . . . .	395
Touchdowns (Tot.)	Don Hutson, 1935-45 . . . . .	105
Points	Mason Crosby, 2007-22 . . . . .	1,918
*Sacks	Clay Matthews, 2009-18 . . . . .	83.5

#### INDIVIDUAL RECORDS—SINGLE SEASON

Rushing (Yds.)	Ahman Green, 2003 . . . . .	1,883
Passing (Yds.)	Aaron Rodgers, 2011 . . . . .	4,643
Passing (TDs)	Aaron Rodgers, 2020 . . . . .	48
Receiving (No.)	Davante Adams, 2021 . . . . .	123
Receiving (Yds.)	Davante Adams, 2021 . . . . .	1,553
Interceptions	Irv Comp, 1943 . . . . .	10
Punting (Avg.)	Corey Bojorquez, 2021 . . . . .	46.5
Punt Return (Avg.)	Billy Grimes, 1950 . . . . .	19.1
Kickoff Return (Avg.)	Travis Williams, 1967 . . . . .	**41.1
Field Goals	Chester Marcol, 1972 . . . . .	33
	Ryan Longwell, 2000 . . . . .	33
	Mason Crosby, 2013 . . . . .	33
Touchdowns (Tot.)	Ahman Green, 2003 . . . . .	20
Points	Paul Hornung, 1960 . . . . .	176
*Sacks	Tim Harris, 1989 . . . . .	19.5

#### INDIVIDUAL RECORDS—SINGLE GAME

Rushing (Yds.)	Ahman Green, 12-28-03 . . . . .	218
Passing (Yds.)	Matt Flynn, 1-1-12 . . . . .	480
	Aaron Rodgers, 9-15-13 . . . . .	480
Passing (TDs)	Matt Flynn, 1-1-12 . . . . .	6
	Aaron Rodgers, 10-14-12, 11-9-14 . . . . .	6
Receiving (No.)	Don Hutson, 11-22-42 . . . . .	14
	Davante Adams, 9-13-20 . . . . .	14
Receiving (Yds.)	Billy Howton, 10-21-56 . . . . .	257
Interceptions	Bobby Dillon, 11-26-53 . . . . .	**4
	Willie Buchanon, 9-24-78 . . . . .	**4
Field Goals	Chris Jacke, 11-11-90, 10-14-96 . . . . .	5
	Ryan Longwell, 9-24-00 . . . . .	5
	Mason Crosby, 10-6-13, 11-22-15, 9-16-18 . . . . .	5
Touchdowns (Tot.)	Paul Hornung, 12-12-65 . . . . .	5
Points	Paul Hornung, 10-8-61 . . . . .	33
*Sacks	Vonnie Holliday, 12-22-02 . . . . .	5.0

\*Sacks became an official statistic in 1982  
\*\*NFL record

# GREEN BAY PACKERS

## 2024 VETERAN ROSTER

No.	Name	Pos.	Ht.	Wt.	Birthdate	NFL		College	Hometown	How Acq.	'23 Games/	
						Exp.	Starts				Starts	Starts
23	Alexander, Jaire	CB	5-10	196	2/9/97	7		Louisville	Mint Hill, N.C.	D1-18		7/7
39	Anderson, Zayne	S	6-2	206	1/3/97	2		Brigham Young	Stansbury Park, Utah	W(Buf.)-23		10/0
26	Ballentine, Corey	CB	5-11	196	4/13/96	6		Washburn	Tecumseh, Kan.	FA-22		14/6
94	Brooks, Karl	DL	6-3	296	5/8/00	2		Bowling Green	Lansing, Mich.	D6a-23		17/0
17	Carlson, Anders	K	6-5	219	6/16/98	2		Auburn	Colorado Springs, Colo.	D6b-23		17/0
97	Clark, Kenny	DL	6-3	314	10/4/95	9		UCLA	Rialto, Calif.	D1-16		17/17
6	Clifford, Sean	QB	6-2	218	7/14/98	2		Penn State	Cincinnati, Ohio	D5a-23		2/0
57	Cox Jr., Brenton	DL	6-4	250	1/30/00	2		Florida	Stockbridge, Ga.	FA-23		4/0
84	Davis, Tyler	TE	6-4	252	4/2/97	5		Georgia Tech	Bellmore, N.Y.	FA(PS-Ind.)-21		0/0*
73	Dillard, Andre	T	6-5	315	10/03/95	6		Washington State	Woodinville, Wash.	FA-24		16/10*
28	Dillon, AJ	RB	6-0	247	5/2/98	5		Boston College	Groton, Mass.	D2-20		15/6
87	Doubs, Romeo	WR	6-2	204	4/13/00	3		Nevada	Los Angeles, Calif.	D4a-22		17/16
55	Enagbare, Kingsley	DL	6-4	258	1/18/00	3		South Carolina	Atlanta, Ga.	D5-22		17/4
99	Ford, Jonathan	DL	6-5	338	9/29/98	2		Miami (Fla.)	Fort Lauderdale, Fla.	D7b-22		0/0*
52	Gary, Rashan	DL	6-5	277	12/3/97	6		Michigan	Paramus, N.J.	D1a-19		17/13
18	Heath, Malik	WR	6-2	213	3/31/00	2		Mississippi	Jackson, Miss.	FA-23		13/1
8	Jacobs, Josh	RB	5-10	223	2/11/98	6		Alabama	Tulsa, Okla.	UFA(LV)-24		13/13*
74	Jenkins, Elgton	G/T	6-5	311	12/26/95	6		Mississippi State	Clarksdale, Miss.	D2-19		15/15
36	Johnson Jr., Anthony	S	6-0	205	12/2/99	2		Iowa State	St. Petersburg, Fla.	D7c-23		12/4
72	Jones, Caleb	T	6-9	370	2/10/99	3		Indiana	Indianapolis, Ind.	FA-22		1/0
2	Joseph, Greg	K	6-0	206	8/4/94	5		Florida Atlantic	Boca Raton, Fla.	UFA(Min.)-24		17/0*
85	Kraft, Tucker	TE	6-5	259	11/3/00	2		South Dakota State	Timber Lake, S.D.	D3-23		17/8
10	Love, Jordan	QB	6-4	219	11/2/98	5		Utah State	Bakersfield, Calif.	D1-20		17/17
58	McDuffie, Isaiah	LB	6-1	227	7/21/99	4		Boston College	Buffalo, N.Y.	D6b-21		16/8
29	McKinney, Xavier	S	6-0	201	8/9/99	5		Alabama	Roswell, Ga.	UFA(NYG)-24		17/17*
53	Mosby, Arron	DL	6-3	250	4/13/99	2		Fresno State	Sanger, Calif.	W(Car.)-23		0/0*
88	Musgrave, Luke	TE	6-6	253	9/2/00	2		Oregon State	Bend, Ore.	D2a-23		11/9
71	Myers, Josh	C/G	6-5	310	7/16/98	4		Ohio State	Miamisburg, Ohio	D2-21		17/17
70	Newman, Royce	G/T	6-5	310	8/17/97	4		Mississippi	Nashville, Ill.	D4-21		17/2
25	Nixon, Keisean	CB	5-10	200	6/22/97	6		South Carolina	Los Angeles, Calif.	FA-22		17/13
42	Orzech, Matt	LS	6-3	245	4/12/95	5		Azusa Pacific	Menifee, Calif.	UFA(LAR)-23		17/0
11	Reed, Jayden	WR	5-11	187	4/28/00	2		Michigan State	Naperville, Ill.	D2b-23		16/13
75	Rhyan, Sean	G	6-5	321	9/15/00	3		UCLA	San Juan Capistrano, Calif.	D3-22		12/0
22	Rochell, Robert	CB	6-0	193	4/26/98	4		Central Arkansas	Shreveport, La.	FA(PS-Car.)-23		9/0
89	Sims, Ben	TE	6-5	250	5/16/00	2		Baylor	San Antonio, Texas	W(Min.)-23		17/2
93	Slaton, T.J.	DL	6-4	330	10/03/97	4		Florida	Plantation, Fla.	D5a-21		17/17
61	Smith, Lecitus	G/C	6-3	314	7/13/98	2		Virginia Tech	Fitzgerald, Ga.	FA-24		0/0*
91	Smith, Preston	DL	6-5	265	11/17/92	10		Mississippi State	Stone Mountain, Ga.	UFA(Was.)-19		17/17
21	Stokes, Eric	CB	6-1	194	3/1/99	4		Georgia	Covington, Ga.	D1-21		3/2
78	Tenuta, Luke	T	6-8	314	9/1/99	3		Virginia Tech	Crozet, Va.	W(Ind.)-22		0/0*
50	Tom, Zach	OL	6-4	304	3/26/99	3		Wake Forest	Baton Rouge, La.	D4b-22		17/17
83	Toure, Samori	WR	6-1	191	3/24/98	3		Nebraska	Portland, Ore.	D7d-22		11/0
37	Valentine, Carrington	CB	6-0	189	9/9/01	2		Kentucky	Cincinnati, Ohio	D7a-23		17/12
90	Van Ness, Lukas	DL	6-5	272	7/6/01	2		Iowa	Barrington, Ill.	D1-23		17/0
7	Walker, Quay	LB	6-4	241	5/8/00	3		Georgia	Cordele, Ga.	D1a-22		14/14
63	Walker, Rasheed	T	6-6	324	2/13/00	3		Penn State	Waldorf, Md.	D7c-22		17/15
9	Watson, Christian	WR	6-4	208	5/12/99	3		North Dakota State	Tampa, Fla.	D2-22		9/9
54	Welch, Kristian	LB	6-3	240	5/24/98	5		Iowa	Iola, Wis.	FA-23		14/0
19	Whelan, Daniel	P	6-5	216	2/10/99	2		UC Davis	Rancho Mirage, Calif.	FA-23		17/0
13	Wicks, Dontayvion	WR	6-1	206	6/16/01	2		Virginia	Plaquemine, La.	D5b-23		15/6
31	Wilson, Emanuel	RB	5-10	226	5/8/99	2		Fort Valley State	Huntersville, N.C.	FA-23		7/0
45	Wilson, Eric	LB	6-1	230	9/26/94	8		Cincinnati	Redford, Mich.	FA(PS-NO)-22		17/0
96	Wooden, Colby	DL	6-4	273	12/21/00	2		Auburn	Lawrenceville, Ga.	D4-23		17/0
95	Wyatt, Devonte	DL	6-3	304	3/31/98	3		Georgia	Decatur, Ga.	D1b-22		17/5

\* Davis spent '23 season on injured reserve; Dillard played 16 games with Tennessee; Ford spent '23 season on Green Bay's practice squad; Jacobs played 13 games with Las Vegas; Joseph played 17 games with Minnesota; McKinney played 17 games with N.Y. Giants; Mosby spent '23 season on Green Bay's practice squad; L. Smith spent time with Houston and Philadelphia practice squads in '23; Tenuta spent '23 season on injured reserve.

Players lost through free agency (five): TE Josiah Deguara (Jax; 15 games), T Yosh Nijman (Car; 17), S Jonathan Owens (Chi; 17), G Jon Runyan (NYG; 17), S Darnell Savage (Jax; 10).

Also played with Packers in '23 – T David Bakhtiari (one game), LB DeVondre Campbell (11), CB Rasul Douglas (seven), RB Kenyan Drake (one), S Innis Gaines (four), LB Justin Hollins (four), RB Aaron Jones (11), CB Kyu Blu Kelly (one), S Dallin Leavitt (10), CB David Long Jr. (three), RB James Robinson (one), RB Patrick Taylor (11), CB Kiondre Thomas (one).

# GREEN BAY PACKERS

## FIRST-YEAR ROSTER

Name	Pos.	Ht.	Wt.	Birthdate	College	Hometown	How Acq.
Alexandre, Deslin (1)	DL	6-3	264	6/11/98	Pittsburgh	Deerfield Beach, Fla.	FA
Banks, Keshawn (1)	DL	6-3	251	12/21/99	San Diego State	Rio Rancho, N.M.	FA-23
Bowden, Peter	LS	6-2	239	1/24/01	Wisconsin	San Diego, Calif.	FA
Bullard, Javon	S	5-10	198	9/5/02	Georgia	Milledgeville, Ga.	D2b
Cooper, Edgerrin	LB	6-2	229	11/17/01	Texas A&M	Covington, La.	D2a
Coyle, Tyler (1)	S	6-1	209	7/27/98	Purdue	Windsor, Conn.	FA
DuBose, Grant (1)	WR	6-2	201	6/20/01	Charlotte	Montgomery, Ala.	D7d-23
Ester, James	DL	6-3	289	8/30/01	Northern Illinois	Detroit, Mich.	FA
Gilbert, Zyon (1)	CB	6-0	193	2/4/99	Florida Atlantic	Montgomery, Ala.	FA-23
Glover, Travis	T	6-6	317	8/17/00	Georgia State	Vienna, Ga.	D6
Goforth, Ralen	LB	6-1	227	11/2/00	Washington	Bellflower, Calif.	FA
Green, Gemon (1)	CB	6-1	183	10/20/99	Michigan	DeSoto, Texas	FA
Hicks, Julian	WR	6-2	201	9/29/99	Albany	Mayfield, Ohio	FA
Hopper, TyRon	LB	6-2	228	4/26/01	Missouri	Roswell, Ga.	D3b
Howard, Jarveon	RB	5-10	215	11/13/99	Alcorn State	Columbia, Miss.	FA
Jennings, Donovan	G/T	6-4	323	11/24/99	South Florida	Tampa, Fla.	FA
King, Kalen	CB	5-11	190	1/28/03	Penn State	Detroit, Mich.	D7b
Lloyd, MarShawn	RB	5-9	220	1/5/01	Southern California	Hyattsville, Md.	D3a
McGough, Alex (1)	WR	6-3	214	11/19/95	Florida International	Tampa, Fla.	FA-23
Melton, Bo (1)	WR	5-11	189	5/18/99	Rutgers	Egg Harbor City, N.J.	FA-22 (PS-Sea.)
Merriweather, Ellis (1)	RB	6-1	220	4/7/99	Massachusetts	Alpharetta, Ga.	FA-23
Monk, Jacob	C/G	6-3	308	6/4/01	Duke	Wendell, N.C.	D5a
Morgan, Jordan	T/G	6-5	311	8/4/01	Arizona	Tucson, Ariz.	D1
Odumegwu, Kenneth (1)	DL	6-6	259	11/29/00	International Player Pathway Program	Lagos, Nigeria	FA-23
Oladapo, Kitan	S	6-2	216	10/10/00	Oregon State	Portland, Ore.	D5b
Pearson, Henry (1)	FB	6-2	249	11/23/99	Appalachian State	Paramus, N.J.	FA-23
Podlesny, Jack (1)	K	6-0	195	3/16/00	Georgia	Brunswick, Ga.	FA
Pratt, Michael	QB	6-2	217	9/30/01	Tulane	Deerfield Beach, Fla.	D7
Sapp III, Benny (1)	S	5-11	200	6/27/00	Northern Iowa	Eden Prairie, Minn.	FA-23
Stanley, Dimitri	WR	6-0	200	10/23/99	Iowa State	Greenwood Village, Colo.	FA
Swinson, Messiah	TE	6-7	259	4/20/00	Arizona State	Brookville, N.Y.	FA
Telfort, Kadeem (1)	T	6-7	322	11/10/98	UAB	Miami, Fla.	FA-23
Waage, Spencer (1)	DL	6-5	295	5/6/99	North Dakota State	Watertown, S.D.	FA
Williams, Evan	S	5-11	200	7/28/01	Oregon	Mountain View, Calif.	D4
Wilson, Joel (1)	TE	6-4	242	6/21/00	Central Michigan	Petoskey, Mich.	FA-23
Young, Christian (1)	LB	6-1	221	7/18/00	Arizona	Richmond, Texas	FA-23

The term **NFL Rookie** is defined as a player who is in his first season of professional football and has not been on the roster of another professional football team for any regular-season or postseason games. A **Rookie** is designated by an "R" on NFL rosters. Players who have been active in another professional football league or players who have NFL experience, including either preseason training camp or being on an Active List or Inactive List, or on Reserve/Injured or Reserve/Physically Unable to Perform for fewer than six regular-season games, are termed **NFL First-Year Players**. An **NFL First-Year Player** is designated by a "1" on NFL rosters. Thereafter, a player is credited with an additional year of experience for each season in which he accumulates six games on the Active List or Inactive List, or on Reserve/Injured or Reserve/Physically Unable to Perform.

Log on to [www.packers.com](http://www.packers.com) for an up-to-date roster.



**National Football Conference  
West Division**

6100 N. Owensmouth Avenue  
Woodland Hills, CA 91367

Team Colors: Rams Royal and Sol

**2024 SCHEDULE**

**PRESEASON**

Aug. 11 **Dallas** ..... 1:30 PM  
Aug. 17 at L.A. Chargers ..... 4:05 PM  
Aug. 24 at Houston ..... 10:00 AM

**REGULAR SEASON**

Sep. 8 at Detroit ..... 5:20 PM  
Sep. 15 at Arizona ..... 1:05 PM  
Sep. 22 **San Francisco** ..... 1:25 PM  
Sep. 29 at Chicago ..... 10:00 AM  
Oct. 6 **Green Bay** ..... 1:25 PM  
BYE .....  
Oct. 20 **Las Vegas** ..... 1:05 PM  
Oct. 24 **Minnesota (Thu)** ..... 5:15 PM  
Nov. 3 at Seattle ..... 1:25 PM  
Nov. 11 **Miami (Mon)** ..... 5:15 PM  
Nov. 17 at New England ..... 10:00 AM  
Nov. 24 **Philadelphia** ..... 5:20 PM  
Dec. 1 at New Orleans ..... 1:05 PM  
Dec. 8 **Buffalo** ..... 1:25 PM  
Dec. 12 at San Francisco (Thu) ... 5:15 PM  
Dec. 22 at N.Y. Jets ..... 10:00 AM  
TBD **Arizona** ..... TBD  
TBD **Seattle** ..... TBD

*\* All times PT; During the Flex Scheduling Windows, the games initially scheduled for Sunday Night Football, Monday Night Football, and Thursday Night Football are tentatively scheduled and subject to change.*

**Stadium:** SoFi Stadium  
1001 S. Prairie Ave.  
Inglewood, CA 90301

**Opened:** 2020  
**Capacity:** 71,500  
**Playing Surface:** Artificial Turf  
(Hellas 44oz. Matrix System)

**Training Camp:**  
Loyola Marymount University  
1 Loyola Marymount University Dr.  
Los Angeles, CA 90045

**CLUB OFFICIALS**

Owner/Chairman: E. Stanley Kroenke  
President: Kevin Demoff  
General Manager: Les Snead  
Vice President: Football & Business  
Administration: Tony Pastors  
VP of Legal Affairs: Todd Davis  
VP of Business Development:  
Eric Dickerson  
VP of Communications: Artis Twyman  
VP of Corporate Affairs: Joanna Hunter  
Manager of Communications: Chase Isaacs  
Associate Manager of Communications:  
Tyanna James  
Associate Manager of Communications:  
Khalid Hashi  
Associate Manager of Corporate  
Communications: Tatum Texada  
Coordinator of Corporate Communications:  
Mara Pownner  
Executive Vice President of Community  
Impact & Engagement: Molly Higgins  
Director of Government Affairs: Maria Camacho  
Director of Cheerleaders and Mascot:  
Keely Fimbres  
Head of Employee Experience:  
Oracio Galindo  
Director of Equipment: Brendan Burger  
Treasurer: Jeff Brewer  
Controller: Michael Brandi  
Director of Data & Analytics: Jake Temme  
Head of Special Projects: Stephanie Cheng  
Chief Marketing Officer: Kat Frederick  
Vice President & General Manager of  
Rams Studios: Marissa Daly  
Vice President of Game Presentation &  
Experiential Marketing: Sarah Schuler  
Vice President of Fan Marketing & Insights:  
Marty Turman  
Vice President of Brand Strategy:  
Lexi Vonderlieth  
Senior Director of Creative Services: Cory Befort  
Senior Director of Media Talent: Jory Hirsh  
Director of Social Media & Influencers: Kurt Gies  
Director of Experiential Marketing: Sydney Layne  
Director of Game Production:  
Chadwick Richardson  
Director of Video Production:  
Christopher Williams  
Head Team Performance Dietitian:  
Sebastian Zorn  
Director of Football Operations: Sophie Harlan  
Chief Commercial Officer: Jennifer Price  
Vice President of Partnership Sales:  
Jason Griffiths  
Vice President of Partnership  
Development: Mike O'Keefe  
Senior Director of Partnership Marketing:  
Brittany Ramos  
Senior Director of B2B Marketing: Athena Chen  
Senior Director of Partnership Sales:  
Chris Edwards  
Director of Partnership Management: Liz  
Kwasnowski  
Director of Partnership Sales: Tyler Potts,  
Kevin Kettl  
Director of Partnership Strategy: Alec Spivack  
Manager of Player Affairs: Casey Africano  
Senior Personnel Executives: Marty  
Barrett, Chris Driggers, Ray Farmer, Ted  
Monago, Taylor Morton, Brian Kanders  
Director of Scouting: James Gladstone  
Director of Pro Scouting: John McKay  
Vice President of Sports Medicine &  
Performance: Reggie Scott  
Director of Rehabilitation: Byron Cunningham  
Director of Strength & Conditioning: Justin Lovett  
Director of Information Technology: Jeff Graves  
Executive Vice President of Consumer  
Revenue & Strategy: Dan August  
Vice President of Ticket & Premium Sales:  
Hadley Rossitter  
Senior Director of Client Services:  
Meagan Roberts  
Director of Ticket Operations: Steven Moore  
Director of Premium Seating & Group  
Hospitality: Austin Soulard  
Director of Video: Dan Dmytris

**COACHING HISTORY**

Cleveland 1937-45,  
Los Angeles 1946-94/2016-present  
St. Louis 1995-2015  
(640-627-21)

*Records include postseason games*

1937-38	Hugo Bezdek* .....	1-13-0
1938	Art Lewis .....	4-0
1939-42	Earl (Dutch) Clark .....	16-26-2
1944	Aldo (Buff) Donelli .....	4-6-0
1945-46	Adam Walsh .....	16-5-1
1947	Bob Snyder .....	6-6-0
1948-49	Clark Shaughnessy .....	14-8-3
1950-52	Joe Stydahar** .....	19-9-0
1952-54	Hamp Pool .....	23-11-2
1955-59	Sid Gillman .....	28-32-1
1960-62	Bob Waterfield*** .....	9-24-1
1962-65	Harland Svare .....	14-31-3
1966-70	George Allen .....	49-19-4
1971-72	Tommy Prothro .....	14-12-2
1973-77	Chuck Knox .....	57-20-1
1978-82	Ray Malavasi .....	43-36-0
1983-91	John Robinson .....	79-74-0
1992-94	Chuck Knox .....	15-33-0
1995-96	Rich Brooks .....	13-19-0
1997-99	Dick Vermeil .....	25-26-0
2000-05	Mike Martz**** .....	56-36-0
2005	Joe Vitt .....	4-7-0
2006-08	Scott Linehan# .....	11-25-0
2008	Jim Haslett .....	2-10-0
2009-11	Steve Spagnuolo .....	10-38-0
2012-16	Jeff Fisher### .....	31-45-1
2016	John Fassel .....	0-3-0
2017-	Sean McVay .....	77-49-0

\* Released after three games in 1938  
\*\* Resigned after one game in 1952  
\*\*\* Resigned after eight games in 1962  
\*\*\*\* Took medical leave after five games in 2005  
# Released after four games in 2008  
## Released after 13 games in 2016

**PAID ATTENDANCE, 2023**

Home 564,191      Away 627,078  
Total 1,191,269  
Single-game home record,  
88,161 (9/16/16)  
Single-season home record,  
648,602 (2016)

**2024 DRAFT CHOICES**

Rd	Name	Pos	College
1	Jared Verse	DE	Florida State
2	Braden Fiske	DT	Florida State
3	Blake Corum	RB	Michigan
3	Kamren Kinchens	DB	Miami (Fla.)
5	Brennan Jackson	DE	Washington State
6	Tyler Davis	DT	Clemson
6	Joshua Karty	K	Stanford
6	Jordan Whittington	WR	Texas
6	Beaux Limmer	C	Arkansas
7	K.T. Leveston	T	Kansas State

# LOS ANGELES RAMS

## 2023 TEAM RECORD

### REGULAR SEASON (10-7)

Date	Opponent	Result
Sept. 10	at Seattle	W 30-33
Sept. 17	SAN FRANCISCO	L 23-30
Sept. 25	at Cincinnati	L 16-19
Oct. 1	at Indianapolis (OT)	W 29-23
Oct. 8	PHILADELPHIA	L 14-23
Oct. 15	ARIZONA	W 26-9
Oct. 22	PITTSBURGH	L 17-24
Oct. 29	at Dallas	L 20-43
Nov. 5	at Green Bay	L 3-20
Nov. 19	SEATTLE	W 17-16
Nov. 26	at Arizona	W 37-14
Dec. 3	CLEVELAND	W 36-19
Dec. 10	at Baltimore (OT)	L 31-37
Dec. 17	WASHINGTON	W 28-20
Dec. 21	NEW ORLEANS	W 30-22
Dec. 31	at N.Y. Giants	W 26-25
Jan. 7	at San Francisco	W 21-20

### POSTSEASON (0-1)

Jan. 14	at Detroit	L 23-24
---------	------------	---------

### SCORE BY PERIODS

Team	84	119	83	112	6	—	404
Opponents	73	117	56	125	6	—	377

## 2023 TEAM STATISTICS

	Team	Opp.
Total First Downs	351	329
Rushing	110	108
Passing	206	193
Penalty	35	28
3rd Down: Made/Att	95/226	88/228
3rd Down Pct.	42.0	38.6
4th Down: Made/Att	13/21	16/30
4th Down Pct.	61.9	53.3
Possession Avg.	30:36	29:24
Total Net Yards	6108	5744
Avg. Per Game	359.3	337.9
Total Plays	1094	1078
Avg. Per Play	5.6	5.3
Net Yards Rushing	2045	1816
Avg. Per Game	120.3	106.8
Total Rushes	477	433
Net Yards Passing	4063	3928
Avg. Per Game	239.0	231.1
Sacked/Yards Lost	34/237	41/267
Gross Yards	4300	4195
Att./Completions	583/361	604/367
Completion Pct.	61.9	60.8
Had Intercepted	13	10
Punts/Average	64/48.5	65/46.1
Net Punting Avg.	64/38.5	65/41.7
Penalties/Yards	89/720	105/986
Fumbles/Ball Lost	11/5	14/5
Touchdowns	44	41
Rushing	18	14
Passing	26	24
Returns	0	3

## 2023 INDIVIDUAL STATISTICS

PASSING	Att	Cmp	Yds	Cmp%	Yds/Att	TD	TD%	Int	Int%	LG	Sk/Lost	Rtng
Stafford	521	326	3965	62.6	7.61	24	4.6	11	2.1	80	30/205	92.5
Rypien	38	18	172	47.4	4.53	0	0.0	1	2.6	34	2/18	49.5
Wentz	24	17	163	70.8	6.79	2	8.3	1	4.2	29	2/14	99.8
Team	583	361	4300	61.9	7.38	26	4.5	13	2.2	80	34/237	90.0
Opponents	604	367	4195	60.8	6.95	24	4.0	10	1.7	80t	41/267	88.0

SCORING	TD		TD		PAT	FG	Saf	Pts
	Tot	Ru	Rec	Rt				
K.Williams	15	12	3	0	0	0	92	
Havrisik	0	0	0	0	19/22	15/20	0	64
Maher	0	0	0	0	13/15	17/23	0	64
Nacua	6	0	6	0	0	0	36	
Kupp	5	0	5	0	0	0	32	
Robinson	4	0	4	0	0	0	24	
Atwell	3	0	3	0	0	0	20	
Freeman	2	2	0	0	0	0	12	
Henderson	2	2	0	0	0	0	12	
Higbee	2	0	2	0	0	0	12	
Akers	1	1	0	0	0	0	6	
D.Allen	1	0	1	0	0	0	6	
T.Johnson	1	0	1	0	0	0	6	
Skowronek	1	0	1	0	0	0	6	
Wentz	1	1	0	0	0	0	6	
Stafford	0	0	0	0	0	0	2	
Team	44	18	26	0	32/37	32/43	2	404
Opponents	41	14	24	3	29/33	30/38	1	377

2-Pt Conv: Atwell, Kupp, Stafford, K.Williams.  
Team 4-6. Opponents 5-7.

RUSHING	No.	Yds	Avg	LG	TD
K.Williams	228	1144	5.0	56	12
Freeman	77	319	4.1	23t	2
Rivers	32	129	4.0	10	0
Henderson	46	112	2.4	16	2
Nacua	12	89	7.4	31	0
Stafford	21	65	3.1	9	0
Wentz	17	56	3.3	12t	1
Atwell	5	31	6.2	22	0
Akers	22	29	1.3	12	1
Robinson	1	23	23.0	23	0
Z. Evans	9	19	2.1	5	0
Rypien	3	19	6.3	8	0
Skowronek	2	9	4.5	11	0
Jefferson	1	4	4.0	4	0
Kupp	1	-3	-3.0	-3	0
Team	477	2045	4.3	56	18
Opponents	433	1816	4.2	51	14

RECEIVING	No.	Yds	Avg	LG	TD
Nacua	105	1486	14.2	80	6
Kupp	59	737	12.5	62t	5
Higbee	47	495	10.5	33	2
Atwell	39	483	12.4	44	3
K.Williams	32	206	6.4	24	3
Robinson	26	371	14.3	37	4
Henderson	10	103	10.3	32	0
D.Allen	10	95	9.5	21	1
Jefferson	8	108	13.5	46	0
Skowronek	8	66	8.3	20t	1
Hopkins	5	78	15.6	29	0
Rivers	5	22	4.4	10	0
Trammell	4	29	7.3	14	0
T.Johnson	2	8	4.0	8t	1
Freeman	1	13	13.0	13	0
Team	361	4300	11.9	80	26
Opponents	367	4195	11.4	80t	24

INTERCEPTIONS	No.	Yds	Avg	LG	TD
Fuller	3	39	13.0	21	0
Witherspoon	3	17	5.7	17	0
J.Johnson	2	44	22.0	42	0
Kendrick	1	0	0.0	0	0
Rozeboom	1	0	0.0	0	0
Team	10	100	10.0	42	0
Opponents	13	115	8.8	30t	1

PUNTING	No.	Yds	Avg	Net Bk	In20	LG	B	
E.Evans	63	3101	49.2	38.5	7	20	72	1
Team	64	3101	48.5	38.5	7	20	72	1
Opponents	65	2994	46.1	41.7	4	21	73	0

### PUNT

RETURNS	Ret	FC	Yds	Avg	LG	TD
Trammell	25	19	183	7.3	29	0
K.Williams	3	5	21	7.0	11	0
Team	28	24	204	7.3	29	0
Opponents	32	12	495	15.5	94t	2

### KICKOFF

RETURNS	No.	Yds	Avg	LG	TD
Trammell	6	101	16.8	36	0
Rivers	1	16	16.0	16	0
Robinson	1	20	20.0	20	0
K.Williams	1	8	8.0	8	0
Team	9	145	16.1	36	0
Opponents	11	296	26.9	63	0

### FIELD

GOALS	1-19	20-29	30-39	40-49	50+
Maher	0/0	3/3	4/4	7/9	3/7
Havrisik	0/0	8/8	3/3	2/6	2/3
Team	0/0	11/11	7/7	9/15	5/10
Opponents	0/0	8/8	8/10	6/8	8/12

### SACKS

	No.
Turner	9.0
Donald	8.0
Young	8.0
Hoecht	6.0
E.Jones	4.5
D.Johnson	2.0
J.Williams	2.0
Van Valkenburg	1.0
B.Brown	0.5
Team	41.0
Opponents	34.0



**2024 COACHING STAFF**

**Sean McVay, Head Coach**

**Pro Career:** Named the 23rd full-time head coach in franchise history on Jan. 12, 2017. McVay became the youngest head coach in modern NFL history. During the 2023 season, the Rams finished 10-7 and clinched a Wild Card berth against the Lions after going 7-1 in their final eight games. The Rams finished 5-12 in 2022 after an injury-riddled team forced young players to step up. The stars aligned in 2021 as McVay and the Rams went "all in" to win Super Bowl LVI. He finished the regular season 12-5 and became the youngest head coach in NFL history to win a Super Bowl. In 2020, McVay and the Rams posted a 10-6 record, McVay's fourth-consecutive winning season, and earned his third playoff berth in his first four seasons. During the 2019 season the Rams posted a 9-7 record, the third straight winning season under McVay. In 2018, his second season as head coach, the Rams won 13 games, tied for the second-most single-season wins in franchise history, and competed in the organization's fourth Super Bowl. In his first season in 2017, the Rams won seven more games than the previous season, went from last in the league in scoring to first, and made their first postseason appearance in 13 years. Prior to joining the Rams, McVay was the offensive coordinator (2014-16), tight ends coach (2011-13) and offensive assistant (2010) in Washington. McVay joined Washington prior to 2010 after an undefeated regular season with the Florida Tuskers of the United Football League. The Tuskers finished a perfect 6-0 before losing in the UFL's inaugural championship game. McVay originally entered the National Football League as an offensive assistant with the Tampa Bay Buccaneers. Career record: 77-49.

**Background:** Played wide receiver at Miami (Ohio). No pro playing experience. His grandfather, John McVay, served in various administrative roles, including director of research development for the New York Giants (1976) and vice president/director of football operations for the San Francisco 49ers (1983-94), as well as serving as general manager one year in San Francisco (1998-99). John McVay oversaw five Super Bowl championship squads and earned induction into the 49ers Hall of Fame in 2013.

**Personal:** Born Jan. 24, 1986, in Marietta, Ga. Son of Tim and Cindy McVay. Has one brother, Ryan.

**ASSISTANT COACHES**

**Chris Beake,** safeties; born Sept. 10, 1972; Kansas City, Mo. Quarterback Air Force 1990-92. No pro playing experience. College coach: Air Force 1994. Pro coach: San Francisco 49ers 1998-2003, Atlanta Falcons 2004-06, Seattle Seahawks 2008-09, Cleveland Browns 2011-12, Denver Broncos 2013-21. Joined Rams in 2022.

**Chase Blackburn,** special teams coordinator; born June 10, 1983; Bellefontaine, Ohio. Linebacker/defensive end Akron 2002-04. Pro linebacker New York Giants 2005-12, Carolina Panthers 2013-14. No college coaching experience. Pro coach: Carolina Panthers 2016-21, Tennessee Titans 2022. Joined Rams in 2023.

**Rob Calabrese,** offensive assistant; born March 5, 1990; Islip Terrace, N.Y. Quarterback/wide receiver Central Florida 2008-12. No pro playing experience. College coach: Central Florida 2014-15, Wagner 2016-18. Pro Coach: Denver Broncos 2019-20, New York Jets 2021-23. Joined Rams in 2024.

**Nick Caley,** tight ends/pass game coordinator; born Jan 22, 1983; Canton, Ohio. Attended John Carroll. No college or pro playing experience. College coach: John Carroll 2005, Akron 2006-07, Auburn 2008, Iowa State 2009-11, Eastern Illinois 2012, Arkansas 2013, Florida Atlantic 2014. Pro coach: New England Patriots 2015-22. Joined Rams in 2023.

**AC Carter,** assistant defensive line; born June 21, 1993; New Orleans, La. Defensive lineman Nicholls State 2012-15. No pro playing experience. College coach: Eastern Illinois 2017-18, Hampton 2019, Kansas 2020-21. Pro coach: Denver Broncos 2022. Joined Rams in 2023.

**Joe Coniglio,** outside linebackers; born May 28, 1986; Rockford Ill. Defensive end Miami (Ohio) 2004-08. No pro playing experience. College coach: Kent State 2009-11 and 2019-20, Northern Michigan 2013, Rhode Island 2014-18, Navy 2021-22. Pro coach: Joined Rams in 2023.

**Chili Davis,** assistant special teams; born Feb. 17, 1990; Chester, Va. Defensive back Campbell 2008-11. College coach: Campbell 2013-14, Louisiana Tech 2015, Fordham 2016, New Mexico State 2017-20, Washington 2021, Florida A&M 2022, Kansas State 2023. Pro coach: Joined Rams in 2024.

**Sean Desai,** senior defensive assistant; born April 21, 1983; Shelton, Conn. Attended Boston University. No college or pro playing experience. College coach: Temple 2007-10, Miami (Fla.) 2011, Boston College 2012. Pro coach: Chicago Bears 2013-21, Seattle Seahawks 2022, Philadelphia Eagles 2023. Joined Rams in 2024.

**Ron Gould,** running backs; born Sept. 15, 1965; Tucson, Ariz. Defensive back Scottsdale C.C. 1984-85, Wichita State 1986, Oregon 1987. No pro playing experience. College coach: Oregon 1990-91, Portland State 1992, Boise State 1993-96, California 1997-2012, UC Davis 2013-16, Stanford 2017-22. Pro coach: Joined Rams in 2023.

**Mike Harris,** defensive assistant; born July 7, 1993; Bethlehem, Pa. Wide receiver Muhlenberg 2011-14. No pro playing experience. College coach: Wilkes 2015-17, Muhlenberg 2018, John Carroll 2022. Pro coach: Chicago Bears 2019-21. Joined Rams in 2023.

**Zak Kromer,** assistant offensive line; born May 1, 1994; Rosemary Beach, Fla. Attended Oklahoma. No college or pro playing experience. No college coaching experience. Pro coach: Buffalo Bills 2016. Joined Rams in 2017.

**Mike LaFleur,** offensive coordinator; born March 3, 1987; Mount Pleasant, Mich. Quarterback/safety Elmhurst 2006-08. No pro playing experience. College coach: Elmhurst 2010, St. Joseph's (Ind.) 2011-12, Davidson 2013. Pro coach: Cleveland Browns 2014, Atlanta Falcons 2015-16, San Francisco 49ers 2017-20, New York Jets 2021-22. Joined Rams in 2023.

**Aubrey Pleasant,** assistant head coach/defensive backs/pass game coordinator; born Aug. 20, 1986; Flint, Mich. Defensive back Wisconsin 2005-08. No pro playing experience. College coach: Michigan 2011-12. Pro coach: Washington Redskins 2013-16, Los Angeles Rams 2017-20, Detroit Lions 2021, Green Bay Packers 2022. Rejoined Rams in 2023.

**Dave Ragone,** quarterbacks; born Oct. 3, 1979; Middleburg Heights, Ohio. Quarterback Louisville 1999-2002. Pro quarterback Houston Texans 2003-05, Berlin Thunder (NFL) 2005, Cincinnati Bengals 2006, St. Louis Rams 2006, Carolina Panthers 2007. No college coaching experience. Pro coach: Hartford Colonials (UFL) 2010, Tennessee Titans 2011-13, Washington Redskins 2015, Chicago Bears 2016-20, Atlanta Falcons 2021-23. Joined Rams in 2024.

**Nate Scheelhaese,** offensive assistant/pass game specialist; born Nov. 8, 1990; Davenport Iowa. Quarterback Illinois 2009-13. No pro playing experience. College coach: Illinois 2015-17, Iowa State 2018-23. Pro coach: Joined Rams in 2024.

**Jerry Schuplinksi,** senior offensive assistant, born April 4, 1977; Garfield Heights, Ohio. Fullback John Carroll 1995-98. No pro playing experience. College coach: John Carroll 2000-01, Case Western Reserve 2007-12. Pro coach: New England Patriots 2013-18, Miami Dolphins 2019, New York Giants 2020-21, Las Vegas Raiders 2022-23. Joined Rams in 2024.

**Chris Shula,** defensive coordinator; born Feb. 5, 1986; Cooper City, Fla. Linebacker Miami (Ohio) 2004-08. No pro playing experience. College coach: Ball State 2010, Indiana 2011-13, John Carroll 2014. Pro coach: San Diego Chargers 2015-16. Joined Rams in 2017.

# LOS ANGELES RAMS

**Giff Smith**, run game coordinator/defensive line; born July 22, 1968; Mableton, Ga. Defensive end Georgia Southern 1987-90. No pro playing experience. College coach: Arkansas 1991-93, Georgia 1994-95, Georgia Southern 1996-98, Tulane 1999-03, Georgia Tech 2004-09. Pro coach: Buffalo Bills 2010-12, Tennessee Titans 2014-15, Los Angeles Chargers 2016-23 (interim head coach three games 2023). Joined Rams in 2024.

**John Streicher**, game management coordinator; born Jan. 4, 1990; Cincinnati, Ohio. Attended Ohio State. No college or pro playing experience. College coach: Ohio State 2008-13, James Madison 2014-15, Texas State 2016-17. Pro coach: Tennessee Titans 2018-23. Joined Rams in 2024.

**Ryan Wendell**, offensive line; born March 4, 1986; Diamond Bar, Calif. Offensive lineman Fresno State 2004-2007. Pro offensive lineman New England Patriots 2008-16. No college coaching experience. Pro coach: Buffalo Bills 2019-22. Joined Rams in 2023.

**Greg Williams**, inside linebackers; born March 24, 1976; Bolingbrook, Ill. Wide receiver/safety North Carolina 1994-97. Pro defensive back Amsterdam Admirals (NFL) 1999-2000, San Francisco Demons (XFL) 2001, Indiana Firebirds (AFL) 2001-03, Chicago Rush (AFL) 2004-05. College coach: Arizona State 2003, DuPage 2004-05, Arkansas Tech 2006-07, Pittsburgh 2008. Pro coach: San Diego Chargers 2009-15, Indianapolis Colts 2016-17, Denver Broncos 2018, Arizona Cardinals 2019-22, Green Bay Packers 2023. Joined Rams in 2024.

**Eric Yarber**, wide receivers; born Sept. 22, 1963; Chicago, Ill. Wide receiver Los Angeles Valley J.C. 1982-83, Idaho 1984-85. Pro wide receiver Washington Redskins 1986-87. College coach: Idaho 1996, Nevada-Las Vegas 1997, Oregon State 1999-02, Washington 2005-06, Arizona State 2007-09, UCLA 2012-16. Pro coach: Seattle Seahawks 1998, San Francisco 49ers 2003-04, Tampa Bay Buccaneers 2011. Joined Rams in 2017.

## RECORD HOLDERS

### INDIVIDUAL RECORDS—CAREER

Rushing (Yds.)	Steven Jackson, 2004-12	10,138
Passing (Yds.)	Jim Everett, 1986-93	23,758
Passing (TDs)	Roman Gabriel, 1962-72	154
Receiving (No.)	Isaac Bruce, 1994-2007	942
Receiving (Yds.)	Isaac Bruce, 1994-2007	14,109
Interceptions	Ed Meador, 1959-70	46
Punting (Avg.)	Johnny Hekker, 2012-21	46.7
Punt Return (Avg.)	Az-Zahir Hakim, 1998-2001	11.4
Kickoff Return (Avg.)	Benny Cunningham, 2013-16	27.1
Field Goals	Jeff Wilkins, 1997-2007	265
Touchdowns (Tot.)	Marshall Faulk, 1999-2005	85
Points	Jeff Wilkins, 1997-2007	1,223
*Sacks	Aaron Donald, 2014-23	111.0

### INDIVIDUAL RECORDS—SINGLE SEASON

Rushing (Yds.)	Eric Dickerson, 1984	**2,105
Passing (Yds.)	Matthew Stafford, 2021	4,886
Passing (TDs)	Kurt Warner, 1999	41
	Matthew Stafford, 2021	41
Receiving (No.)	Cooper Kupp, 2021	145
Receiving (Yds.)	Cooper Kupp, 2021	1,947
Interceptions	Dick (Night Train) Lane, 1952	**14
Punting (Avg.)	Donnie Jones, 2008	50.0
Punt Return (Avg.)	Woodley Lewis, 1952	18.5
Kickoff Return (Avg.)	Verda (Vitamin T) Smith, 1950	33.7
Field Goals	Jeff Wilkins, 2003	39
Touchdowns (Tot.)	Marshall Faulk, 2000	26
Points	Jeff Wilkins, 2003	163
*Sacks	Aaron Donald, 2018	20.5

### INDIVIDUAL RECORDS—SINGLE GAME

Rushing (Yds.)	Willie Ellison, 12-5-71	247
Passing (Yds.)	Norm Van Brocklin, 9-28-51	**554
Passing (TDs)	Many times	5
	Last time by Jared Goff, 9-27-18	
Receiving (No.)	Tom Fears, 12-3-50	18
Receiving (Yds.)	Flipper Anderson, 11-26-89 (OT)	**336
Interceptions	Many times	3
	Last time by Keith Lyle, 12-15-96	
Field Goals	Greg Zuerlein, 10-1-17	7
Touchdowns (Tot.)	Many times	4
	Last time by Todd Gurley, 12-17-17	
Points	Many times	24
	Last time by Todd Gurley, 12-17-17	
*Sacks	Gary Jeter, 9-18-88	5.0

\*Sacks became an official statistic in 1982  
\*\*NFL Record

**2024 VETERAN ROSTER**

No.	Name	Pos.	Ht.	Wt.	Birthdate	NFL	College	Hometown	How Acq.	'23 Games/
						Exp.				Starts
87	Allen, Davis	TE	6-6	250	2/3/01	2	Clemson	Calhoun, Ga.	D5-23	15/1
61	Arcuri, A.J.	OL	6-7	320	8/13/97	2	Michigan State	Powell, Ohio	D7c-22	0/0*
5	Atwell, Tutu	WR	5-9	153	10/7/99	4	Louisville	Miami, Fla.	D2-21	16/14
73	Avila, Steve	OL	6-4	330	10/16/99	2	TCU	Arlington, Tex.	D2-23	17/17
95	Brown III, Bobby	NT	6-4	325	8/7/00	4	Texas A&M	Arlington, Tex.	D4a-21	13/13
3	Curl, Kamren	DB	6-2	203	3/3/99	5	Arkansas	Muskogee, Okla	FA-24	16/16*
69	t-Dotson, Kevin	OL	6-4	321	9/18/96	5	Louisiana-Lafayette	Plaquemine, La.	T(Pit)-23	14/14
14	Durant, Cobie	DB	5-11	175	2/9/98	3	South Carolina State	Lamar, S.C.	D4-22	16/9
42	Evans, Ethan	P	6-4	235	7/19/01	2	Wingate	Mount Airy, N.C.	D7-23	17/0
21	Evans, Zach	RB	6-0	215	5/30/01	2	Mississippi	Houston, Tex.	D6-23	10/0
54	Fatukasi, Olakunle	LB	6-0	230	6/11/99	2	Rutgers	Brooklyn, N.Y.	FA23	1/0
11	Garoppolo, Jimmy	QB	6-2	225	11/2/91	11	Eastern Illinois	Rolling Meadows, Ill.	FA-24	7/6*
31	Hampton, Nick	OLB	6-3	225	4/5/00	2	Appalachian State	Anderson, S.C.	D5-23	10/0
79	Havenstein, Rob	OL	6-8	328	5/13/92	10	Wisconsin	Frederick, MD.	D2-15	14/14
89	Higbee, Tyler	TE	6-6	257	1/1/93	9	Western Kentucky	Tarpon Springs, Fla.	D4a-16	15/15
97	Hoecht, Michael	OLB	6-4	310	10/5/97	4	Brown	Oakwood, Ohio	UDFA-20	17/17
35	Hummel, Jacob	LB	6-0	230	1/4/99	3	Iowa State	West Des Moines, Iowa	UDFA-22	17/0
77	Jackson, Alaric	OL	6-6	315	7/14/98	4	Iowa	Detroit, Mich.	UDFA-21	15/15
72	Jackson, Jonah	OL	6-4	305	2/5/97	5	Ohio State	Media, PA	FA-24	12/12*
94	Johnson, Desjuan	DE	6-3	275	9/2/99	2	Toledo	Detroit, Mich.	D7-23	11/0
18	Johnson, Tyler	WR	6-2	205	8/25/98	3	Minnesota	Minneapolis, Minn.	FA-23	1/0
38	Jolly, Shaun	DB	5-9	183	10/17/98	3	Appalachian State	DeKalb County, Ga.	FA-23	4/0
53	Jones IV, Ernest	LB	6-2	230	11/22/99	4	South Carolina	Ware County, Ga.	D3-21	15/15
83	Kalinic, Nikola	TE	6-2	245	1/21/97	2	York	Etobicoke, (ON)	FA-23	0/0*
1	Kendrick, Derion	DB	6-0	190	8/24/00	3	Georgia	Rock Hill, S.C.	D6b-22	17/12
10	Kupp, Cooper	WR	6-2	208	6/15/93	8	Eastern Washington	Yakima, Wash.	D3a-17	12/12
37	Lake, Quentin	DB	6-1	205	1/29/99	3	UCLA	Santa Ana, Calif.	D6a-22	14/4
84	Long, Hunter	TE	6-5	253	8/19/98	4	Boston College	Exeter, N.H.	T(Mia)-23	4/1
32	Mathis, Ochaun	OLB	6-5	260	1/8/99	2	Nebraska	Manor, Tex.	D6-23	8/0
71	McClendon Jr., Warren	OL	6-4	300	4/11/01	2	Georgia	Brunswick, Ga.	D5-23	6/0
52	Murchison, Larrell	DT	6-3	291	4/24/97	5	North Carolina State	Elizabethtown, N.C.	W(Ten)-22	15/3
17	Nacua, Puka	WR	6-2	205	5/29/00	2	BYU	Orem, Utah	D5-23	17/17
70	Noteboom, Joe	OL	6-5	321	6/19/95	7	TCU	Plano, Tex.	D3-18	14/8
86	Parkinson, Colby	TE	6-7	251	1/7/99	5	Stanford	Westlake Village, Calif.	FA-24	17/1*
59	Reeder, Troy	LB	6-3	245	9/13/94	6	Delaware	Wilmington, Del.	FA-23	17/6
20	Rivers, Ronnie	RB	5-8	190	1/31/99	3	Fresno State	Oakley, Calif.	FA-22	9/1
15	Robinson, Demarcus	WR	6-1	203	9/21/94	9	Florida	Fort Valley, Ga.	FA-23	16/4
56	Rozeboom, Christian	LB	6-2	230	1/30/97	4	South Dakota State	Sioux Center, Iowa	FA-21	17/5
30	Scott, Boston	RB	5-6	203	4/27/95	2	Louisiana Tech	Baton Rouge, La.	FA-24	15/0*
9	Stafford, Matthew	QB	6-3	220	2/7/88	16	Georgia	Dallas, Tex.	T(Det)-21	15/15
25	Taylor II, Jason	DB	6-0	215	12/30/99	2	Oklahoma State	Midwest City, OK	D7-23	8/0
96	Thomas II, Keir	OLB	6-2	275	1/25/98	3	Florida State	Miami, Fla.	UDFA-22	8/0
57	Thomas, Zach	OL	6-5	300	5/26/98	3	San Diego State	Carlsbad, Calif.	FA-22	2/0
6	Tomlinson, Tre	DB	5-9	180	1/10/00	2	TCU	Waco, Tex.	D6-23	15/0
91	Turner, Kobie	NT	6-3	290	4/26/99	2	Wake Forest	Fairfax County, Va.	D3-23	17/4
51	VanValkenburg, Zach	OLB	6-4	267	2/17/98	2	Iowa	Zeeland West, Mich.	FA-22	9/0
47	Ward, Alex	LS	6-4	240	4/21/99	2	Central Florida	Fort Walton Beach, Fla.	UDFA-23	13/0
27	White, Tre'Davious	DB	5-11	192	1/16/95	8	LSU	Shreveport, La.	FA-24	4/4*
33	Williams, Darius	DB	5-9	187	3/15/93	7	Alabama - Birmingham	St. Johns, Fla.	FA-24	17/17*
23	Williams, Kyren	RB	5-9	199	8/26/00	3	Notre Dame	Kirkwood, Mo.	D5-22	12/11
2	Yeast, Russ	DB	5-10	195	5/8/99	3	Kansas State	Greenwood, Ind.	D7b-22	17/9
0	Young, Byron	OLB	6-3	245	3/13/98	2	Tennessee	Hemingway, S.C.	D3a-23	17/16

## LOS ANGELES RAMS

\* Arcuri last active with LAR '22; Curl played 16 games with Washington; Garoppolo played seven games with Las Vegas; Jackson played 12 games with Detroit, Kalinic last active with Indianapolis '22; Parkinson played 17 games with Seattle; Scott played 15 games with Philadelphia; White played four games with Buffalo; Williams played 17 games with Jacksonville.

t - Rams traded for Dotson (PIT).

Players lost through unrestricted free agency (four): OL Tremayne Achrum Jr. (SEA, 18 games); DB Jordan Fuller (CAR, 17); OL Coleman Shelton (CHI, 18); QB Carson Wentz (KC, two).

Players lost through retirement (one): DT Aaron Donald (17 games).

Also played with Rams in '23—Also played with the Rams in '23 - RB Cam Akers (one game), OL Brian Allen (five), DE Earnest Brown IV (seven), DT Marquise Copeland (one), RB Royce Freeman (15), RB Myles Gaskin (one), K Lucas Havrisik (nine), RB Darrell Henderson (four), TE Brycen Hopkins (16), WR Van Jefferson (five), DB John Johnson III (16), LB Ernest Jones IV (16), QB Brett Maher (nine), B Brett Rypien (two), DB Duke Shelley (11), WR Ben Skowronek (17), LS Carson Tinker (five), WR Austin Trammell (17), DE Jonah Williams (18), DB Ahkello Witherspoon (18).

### FIRST-YEAR ROSTER

Name	Pos.	Ht.	Wt.	Birthdate	College	Hometown	How Acq.
Bennett, Stetson (1)	QB	5-11	190	10/28/97	Georgia	Blackshear, Ga.	D4-23
Brown, Tanner (1)	K	6-0	180	12/28/99	Oklahoma State	Santa Clarita, Calif.	FA
Bruss, Logan (1)	OL	6-5	310	10/6/98	Wisconsin	Kimberly, Wis.	D3-22
Corum, Blake	RB	5-8	213	11/25/00	Michigan	Marshall, Va.	D3a
Davis, Tyler	DL	6-2	300	11/1/00	Clemson	Apopka, Fla.	D6a
Dedich, Justin	OL	6-2	295	4/21/00	USC	Temecula, Calif.	FA
Durden, Cory (1)	DT	6-4	305	1/26/99	North Carolina State	Newberry, Fla.	FA-23
Fiske, Braden	DT	6-5	297	1/18/00	Florida State	Florida City, Ind.	D2
Forristall, Miller (1)	TE	6-5	244	3/11/98	Alabama	Cartersville, Ga.	FA23
Goodlow, Anthony	DE	6-5	283	7/25/00	Oklahoma State	Del City, Okla.	FA
Ingle, Tanner (1)	DB	5-10	188	10/29/99	North Carolina State	Dr. Phillips, Fla.	FA-23
Jackson, Brennan	LB	6-4	264	10/14/00	Washington State	Temecula, Calif.	D5
Johnson, Neal	TE	6-4	250	8/3/01	Louisiana	Mesquite, Texas	FA
Karty, Josh	K	6-2	208	3/7/02	Stanford	Burlington, N.C.	D6b
Kinchens, Kamren	DB	6-0	205	9/29/02	Miami	Miami, Fla.	D3b
Laap, JJ	WR	6-1	190	1/28/01	Cortland	Stony Brook, N.Y.	FA
Lampkin, Cam	DB	5-11	173	7/31/01	Washington State	Washington, D.C.	FA
Larson, Blake	OL	6-7	300	3/26/00	Augustana	Brandson, S.D.	FA
Letuligasenoa, Tuli	DL	6-1	392	6/9/00	Washington	Concord, Calif.	FA
Leveston Jr., KT	OL	6-5	330	10/28/99	Kansas State	Waco, Texas	D7
Limmer, Beaux	OL	6-5	307	6/10/01	Arkansas	Tyler, Texas	D6d
Logan Jr., Kenny	DB	6-0	210	10/25/00	Kansas	St. Augustine, Fla.	FA
McAllister, Mike (1)	OL	6-3	308	6/12/99	Youngstown State	Pittsburgh, Pa.	FA-23
McCullough, Jaylen	DB	6-0	206	10/12/00	Tennessee	Austell, Ga.	FA
McCutcheon, Cameron (1)	DB	6-3	200	4/3/00	Western Carolina	Seneca, S.C.	FA-23
Miller, Grant (1)	OL	6-4	312	9/22/98	Baylor	Fort Lauderdale, Fla.	FA
Neal, Elias	LB	6-0	226	9/11/01	Marshall	Memphis, Tenn.	FA
Olajiga, David	DL	6-3	276	11/3/97	Central Missouri	London, Eng.	FA
Smith, Xavier (1)	WR	5-10	170	9/21/97	Florida A&M	Haines City, Fla.	FA-23
Speights, Omar	LB	6-1	235	3/2/01	LSU	Philadelphia, Pa.	FA
Stoops, Drake	WR	5-10	189	6/16/99	Oklahoma	Norman, Okla.	FA
Verse, Jared	DE	6-4	260	11/4/00	Florida State	Dayton, Ohio	D1
Wallace, Josh	DB	6-0	190	7/5/00	Michigan	Bowie, Md.	FA
Whittington, Jordan	WR	6-1	204	10/1/00	Texas	Cuero, Texas	D6c
Wiglusz, Sam	WR	6-0	183	7/24/99	Ohio	Brecksville, Ohio	FA
Winn, Dresser (1)	QB	6-3	215	11/11/98	Tennessee-Martin	Dresden, Tenn.	FA
Woods, Charles	DB	5-11	191	6/17/00	SMU	Dallas, Texas	FA

The term **NFL Rookie** is defined as a player who is in his first season of professional football and has not been on the roster of another professional football team for any regular-season or postseason games. A **Rookie** is designated by an "R" on NFL rosters. Players who have been active in another professional football league or players who have NFL experience, including either preseason training camp or being on an Active List or Inactive List, or on Reserve/Injured or Reserve/Physically Unable to Perform for fewer than six regular-season games, are termed **NFL First-Year Players**. An **NFL First-Year Player** is designated by a "1" on NFL rosters. Thereafter, a player is credited with an additional year of experience for each season in which he accumulates six games on the Active List or Inactive List, or on Reserve/Injured or Reserve/Physically Unable to Perform.

Log on to [www.therams.com](http://www.therams.com) for an up-to-date roster.



## National Football Conference North Division

**2600 Vikings Circle**  
Eagan, MN 55121  
Telephone: (952) 828-6500

Team Colors: Purple, Gold and White

### 2024 SCHEDULE

#### PRESEASON

Aug. 10 **Las Vegas**.....3:00 PM  
Aug. 17 at Cleveland.....3:25 PM  
Aug. 24 at Philadelphia.....12:00 PM

#### REGULAR SEASON

Sep. 8 at N.Y. Giants.....12:00 PM  
Sep. 15 **San Francisco**.....12:00 PM  
Sep. 22 **Houston**.....12:00 PM  
Sep. 29 at Green Bay.....12:00 PM  
Oct. 6 vs. N.Y. Jets (London).....8:30 AM  
BYE  
Oct. 20 **Detroit**.....12:00 PM  
Oct. 24 at L.A. Rams (Thu).....7:15 PM  
Nov. 3 **Indianapolis**.....12:00 PM  
Nov. 10 at Jacksonville.....12:00 PM  
Nov. 17 at Tennessee.....12:00 PM  
Nov. 24 at Chicago.....12:00 PM  
Dec. 1 **Arizona**.....12:00 PM  
Dec. 8 **Atlanta**.....12:00 PM  
Dec. 16 **Chicago (Mon)**.....7:00 PM  
Dec. 22 at Seattle.....3:05 PM  
Dec. 29 **Green Bay**.....12:00 PM  
TBD at Detroit.....TBD

*\*All times CT; During the Flex Scheduling Windows, the games initially scheduled for Sunday Night Football, Monday Night Football, and Thursday Night Football are tentatively scheduled and subject to change.*

**Stadium:** U.S. Bank Stadium  
401 Chicago Avenue  
Minneapolis, MN 55415

**Opened:** 2016  
**Capacity:** 66,468  
**Playing Surface:** Axt Global Xtreme Turf

**Training Camp:**  
TCO Performance Center  
2600 Vikings Circle  
Eagan, MN 55121

### CLUB OFFICIALS

Owner/Chairman: Zygi Wilf  
Owner/President: Mark Wilf  
Owner/Vice Chairman: Leonard Wilf  
Ownership Partners:  
Scott Landis, David Mandelbaum  
Owner/Executive Vice President of Strategic Planning and Business Initiatives:  
Jonathan Wilf  
Owner/Executive Vice President of Innovation and Strategy: Steven Wilf  
General Manager: Kwesi Adofo-Mensah  
Chief Operating Officer: Andrew Miller  
Executive Vice President of Public Affairs:  
Lester Bagley  
Executive Vice President of Real Estate Development and Strategic Projects:  
Don Becker  
Executive Vice President of Football Operations: Rob Brzezinski  
Executive Vice President & Chief People & Culture Officer: Lara Juras  
Executive Vice President & Chief Marketing Officer: Martin Nance  
Executive Vice President & Chief Legal Officer: Karin Nelsen  
Executive Vice President & Chief Revenue Officer: John Penhollow  
Executive Vice President & Chief Business Administration Officer: Steve Poppen  
Executive Vice President & Chief Communications Officer: Jeff Anderson  
Executive Vice President & Chief Financial Officer: Kate Shibilski  
Senior Vice President of Player Personnel:  
Ryan Grigson  
Vice President of Football Operations:  
Demetrius Washington  
Director of Player Personnel: Ryan Monnes  
Director of College Scouting: Mike Sholiton  
Vice President, Premium Sales:  
Kathleen Coyle  
Vice President of Content and Production:  
Bryan Harper  
Vice President of Operations and Facilities:  
Chad Lundeen  
Vice President, Corporate Partnership Sales: Nick Maurer  
Vice President of Corporate Development & Guest Relations: J.P. Paul  
Vice President of Information Technology:  
Cheryl Nygaard  
Vice President of Marketing & Analytics:  
Aniefre Essien  
Vice President of Social Impact:  
Brett Taber  
Vice President of Player Health and Performance: Tyler Williams  
Executive Director of Player Development:  
Les Pico  
Director of Safety and Security:  
Dave Korus  
Director of Football Video: Nick Miller  
Director of Equipment Services:  
Mike Parson

### COACHING HISTORY

(544-466-11)

*Records include postseason games*

1961-66	Norm Van Brocklin	.....29-51-4
1967-83	Bud Grant	.....161-99-5
1984	Les Steckel	.....3-13-0
1985	Bud Grant	.....7-9-0
1986-91	Jerry Burns	.....55-46-0
1992-2001	Dennis Green*	.....101-70-0
2001-05	Mike Tice	.....33-34-0
2006-10	Brad Childress**	.....40-37-0
2010-13	Leslie Frazier	.....21-33-1
2014-21	Mike Zimmer	.....74-59-1
2022-	Kevin O'Connell	.....20-15-0

\*Resigned after 15 games in 2001  
\*\*Released after 10 games in 2010

### PAID ATTENDANCE, 2023

Home 518,310  
Total 1,123,526  
Away 605,216  
Single-game home record,  
67,157 (12/23/19)  
Single-season home record,  
582,796 (2022)

### 2024 DRAFT CHOICES

Rd	Name	Pos	College
1	J.J. McCarthy	QB	Michigan
1	Dallas Turner	OLB	Alabama
4	Khyree Jackson	CB	Oregon
6	Walter Rouse	T	Oklahoma
6	Will Reichard	K	Alabama
7	Michael Jurgens	OL	Wake Forest
7	Levi Drake Rodriguez	DT	Texas A&M-Commerce

# MINNESOTA VIKINGS

## 2023 TEAM RECORD

### REGULAR SEASON (7-10)

Date	Opponent	Result
Sept. 10	TAMPA BAY	L 17-20
Sept. 14	at Philadelphia	L 28-34
Sept. 24	L.A. CHARGERS	L 24-28
Oct. 1	at Carolina	W 21-13
Oct. 8	KANSAS CITY	L 20-27
Oct. 15	at Chicago	W 19-13
Oct. 23	SAN FRANCISCO	W 22-17
Oct. 29	at Green Bay	W 24-10
Nov. 5	at Atlanta	W 31-28
Nov. 12	NEW ORLEANS	W 27-19
Nov. 19	at Denver	L 20-21
Nov. 27	CHICAGO	L 10-12
Dec. 10	at Las Vegas	W 3-0
Dec. 16	at Cincinnati (OT)	L 24-27
Dec. 24	DETROIT	L 24-30
Dec. 31	GREEN BAY	L 10-33
Jan. 7	at Detroit	L 20-30

### SCORE BY PERIODS

Team	40	122	100	82	0	—	344
Opponents	69	92	97	101	3	—	362

## 2023 TEAM STATISTICS

	Team	Opp.
Total First Downs	340	328
Rushing	79	104
Passing	220	208
Penalty	41	16
3rd Down: Made/Att	85/223	96/232
3rd Down Pct.	38.1	41.4
4th Down: Made/Att	17/29	18/25
4th Down Pct.	58.6	72.0
Possession Avg.	29:04	30:56
Total Net Yards	5912	5664
Avg. Per Game	347.8	333.2
Total Plays	1071	1095
Avg. Per Play	5.5	5.2
Net Yards Rushing	1553	1678
Avg. Per Game	91.4	98.7
Total Rushes	393	446
Net Yards Passing	4359	3986
Avg. Per Game	256.4	234.5
Sacked/Yards Lost	47/341	43/302
Gross Yards	4700	4288
Att./Completions	631/424	606/426
Completion Pct.	67.2	70.3
Had Intercepted	19	11
Punts/Average	60/48.1	69/48.5
Net Punting Avg.	60/41.2	69/41.1
Penalties/Yards	89/670	111/916
Fumbles/Ball Lost	26/15	25/11
Touchdowns	39	38
Rushing	7	14
Passing	30	23
Returns	2	1

## 2023 INDIVIDUAL STATISTICS

PASSING	Att	Cmp	Yds	Cmp%	Yds/Att	TD	TD%	Int	Int%	LG	Sk/Lost	Rtng	
Dobbs	151	95	895	62.9	5.93	5	3.3	5	3.3	29	13/91	76.4	
Cousins	311	216	2331	69.5	7.50	18	5.8	5	1.6	62t	17/110	103.8	
Mullens	148	100	1306	67.6	8.82	7	4.7	8	5.4	47	12/105	88.4	
Hall	20	13	168	65.0	8.40	0	0.0	1	5.0	47	4/28	70.4	
Jefferson	1	0	0	0.0	0.00	0	0.0	0	0.0	—	0/0	39.6	
Akers	0	0	0	—	—	0	—	0	—	—	—	1/7	—
Team	631	424	4700	67.2	7.45	30	4.8	19	3.0	62t	47/341	92.4	
Opponents	606	426	4288	70.3	7.08	23	3.8	11	1.8	70t	43/302	95.2	

SCORING	TD				PAT	FG	Saf	Pts
	Tot	Ru	Rec	Rt				
Joseph	0	0	0	0	36/38	24/30	0	108
Addison	10	0	10	0	0	0	60	
Dobbs	3	3	0	0	0	0	18	
Hockenson	5	0	5	0	0	0	30	
Jefferson	5	0	5	0	0	0	30	
Chandler	3	3	0	0	0	0	18	
Mattison	3	0	3	0	0	0	18	
Osborn	3	0	3	0	0	0	18	
Akers	1	1	0	0	0	0	6	
Oliver	2	0	2	0	0	0	12	
Hicks	1	0	0	1	0	0	6	
Mundt	1	0	1	0	0	0	6	
Powell	1	0	1	0	0	0	6	
Wonnum	1	0	0	1	0	0	6	
Tr.Jackson	0	0	0	0	0	0	2	
Team	39	7	30	2	36/38	24/30	0	344
Opponents	38	14	23	1	32/35	32/36	1	362

2-Pt Conv: Tr.Jackson. Team 1-1.

Opponents 2-3.

RUSHING	No.	Yds	Avg	LG	TD
Mattison	180	700	3.9	21	0
Chandler	102	461	4.5	31	3
Dobbs	30	163	5.4	22	3
Akers	38	138	3.6	19	1
Cousins	14	25	1.8	10	0
Mullens	10	25	2.5	6	0
Powell	5	17	3.4	9	0
Hall	6	14	2.3	8	0
Nwangwu	5	13	2.6	8	0
Ham	1	7	7.0	7	0
Addison	1	2	2.0	2	0
Jefferson	1	-12	-12.0	-12	0
Team	393	1553	4.0	31	7
Opponents	446	1678	3.8	43	14

RECEIVING	No.	Yds	Avg	LG	TD
Hockenson	95	960	10.1	29	5
Addison	70	911	13.0	62t	10
Jefferson	68	1074	15.8	52t	5
Osborn	48	540	11.3	47	3
Mattison	30	192	6.4	47	3
Powell	29	324	11.2	28	1
Oliver	22	213	9.7	33	2
Chandler	21	159	7.6	19	0
Mundt	17	172	10.1	32	1
Akers	11	70	6.4	30	0
Ham	7	25	3.6	7	0
Nailor	3	29	9.7	16	0
Tr.Jackson	2	9	4.5	7	0
Muse	1	22	22.0	22	0
Team	424	4700	11.1	62t	30
Opponents	426	4288	10.1	70t	23

INTERCEPTIONS	No.	Yds	Avg	LG	TD
Murphy	3	59	19.7	37	0
Bynum	2	0	0.0	0	0
Metellus	1	43	43.0	43	0
Hicks	1	9	9.0	9	0
A.Evans	1	1	1.0	1	0
Blackmon	1	0	0.0	0	0
Th.Jackson	1	0	0.0	0	0
Pace	1	0	0.0	0	0
Team	11	112	10.2	43	0
Opponents	19	244	12.8	99t	1

PUNTING	No.	Yds	Avg	Net Bk	Int	LG	B	
Wright	59	2873	48.7	41.9	7	16	68	0
Joseph	1	14	14.0	-3.0	0	0	14	0
Team	60	2887	48.1	41.2	7	16	68	0
Opponents	69	3346	48.5	41.1	11	21	83	0

### PUNT

RETURNS	Ret	FC	Yds	Avg	LG	TD
Powell	37	14	289	7.8	25	0
Team	37	14	289	7.8	25	0
Opponents	28	16	277	9.9	42	0

### KICKOFF

RETURNS	No.	Yds	Avg	LG	TD
Nwangwu	15	380	25.3	47	0
Chandler	4	97	24.3	33	0
Team	19	477	25.1	47	0
Opponents	17	405	23.8	37	0

### FIELD

GOALS	1-19	20-29	30-39	40-49	50+
Joseph	1/1	7/7	9/9	3/6	4/7
Team	1/1	7/7	9/9	3/6	4/7
Opponents	0/0	7/7	13/13	3/5	9/11

### SACKS

	No.
Hunter	16.5
Wonnum	8.0
Phillips	3.0
H.Smith	3.0
Metellus	2.5
Pace	2.5
Bullard	2.0
Davenport	2.0
Dye	1.0
Hicks	1.0
Jones	1.0
Bynum	0.5
Team	43.0
Opponents	47.0

## 2024 COACHING STAFF

**Kevin O'Connell, Head Coach**

**Pro Career:** Named the 10th head coach in Vikings history on Feb. 16, 2022. O'Connell joined the Vikings after serving as the offensive coordinator for the Los Angeles Rams from 2020-21, including a Super Bowl LVI victory. Has nine seasons of NFL coaching experience, including three seasons as an offensive coordinator for the Washington Redskins (2019) and Los Angeles Rams (2020-21). In his first two seasons at the helm of the Vikings, O'Connell became the fastest head coach in team history to reach 20 wins, needing just 30 games to do so. He navigated the 2023 season with four different starting quarterbacks, the most in franchise history, due to a season-ending injury to QB Kirk Cousins and became the 11th head coach in NFL history to lead a team to three straight victories with three different starting QBs. The Vikings defense improved from 31st overall in 2022 to 16th in 2023 and led the league in forced fumbles. In his first season as head coach in 2022, led the Vikings to 13 wins, the most by any first-year head coach in franchise history, earning the club's first division title since 2017. O'Connell had seven players win Player of the Week awards in 2022, the most by a first-year head coach in franchise history. Seven notched Pro Bowl berths and three earned Associated Press All-Pro honors. O'Connell heavily emphasized his team becoming "situational masters" since becoming the 10th head coach in franchise history, pointing to areas that might not always be prominent on stat sheets, but are crucial to winning games. Minnesota saw immediate improvement in these areas, finishing 11-0 in one-score games during the regular season after going 5-8 in those same situations in 2021. The team also had an NFL-record-tying 10 comeback wins in 2022, including overcoming a 33-point halftime deficit in Week 15 against the Colts, the greatest comeback in NFL history. Prior to joining the Vikings in 2022, O'Connell guided Rams QB Matthew Stafford and WR Cooper Kupp to career years in 2021. Kupp was named 2021 NFL Offensive Player of the Year by the Associated Press and Super Bowl LVI MVP. O'Connell worked in Washington, serving as the quarterbacks coach in 2017-18 and the offensive coordinator in 2019. He coached QB Kirk Cousins in 2017, helping him throw for more than 4,000 yards and 27 touchdowns, and record a career-high 342 rushing yards and a league-leading four game-winning drives. O'Connell worked on special projects with the San Francisco 49ers in 2016. He was also the quarterbacks coach in Cleveland during the 2015 season. Career record: 13-5.

**Background:** Quarterback San Diego State 2004-07. Pro quarterback New England Patriots 2008-09, Detroit Lions 2009, New York Jets 2009-11 and 2012, Miami Dolphins 2011, San Diego Chargers 2012.

**Personal:** Born May 25, 1985; in Knoxville, Tenn. He and his wife, Leah, have two sons, Kaden and Kolten, and two daughters, Quinn and Callie.

**ASSISTANT COACHES**

**Imarjaye Albury,** defensive assistant; born May 22, 1993, Miami, Fla. Defensive lineman West Virginia 2012, Florida International 2013-16. No pro playing experience. College coach: Cortland State 2017, Ave Maria 2018, Arkansas 2018-19. Pro coach: Joined Vikings in 2023.

**Brian Angelichio,** passing game coordinator/light ends; born Dec. 27, 1972; Iion, N.Y. Linebacker St. Lawrence 1991-95. No pro playing experience. College coach: SUNY-Brockport 1995, Ithaca 1996-2005, Pittsburgh 2006-10, Rutgers 2011. Pro coach: Tampa Bay Buccaneers 2012-13, Cleveland Browns 2014-15, Green Bay Packers 2016-18, Washington Redskins 2019, Carolina Panthers 2020-21. Joined Vikings in 2022.

**Lance Bennett,** quality control – defense; born Aug. 9, 1982; Rapid City, S.D. Wide receiver Indiana 2003-06. No pro playing experience. High school coach: Mater Dei 2016-17, Polytechnic Prep 2010-15. Pro coach: Miami Dolphins 2019-21. Joined Vikings in 2023.

**Thad Bogardus,** assistant inside linebackers; born April 10, 1989; Redding, Conn. Attended Elon. No college or pro playing experience. College coach: Ball State 2011-14. Pro coach: Buffalo Bills 2014, Denver Broncos 2015-16, Los Angeles Rams 2017-22. Joined Vikings in 2023.

**Ryan Cordell,** game management coordinator/passing game specialist; born May 12, 1990; Bel Air, Md. Attended Notre Dame. No college or pro playing experience. No college coaching experience. Pro coach: San Francisco 49ers 2015-18, Cleveland Browns 2019-21. Joined Vikings in 2022.

**Matt Daniels,** special teams coordinator; born Sept. 27, 1989; Fayetteville, Ga. Safety Duke 2008-11. Pro safety St. Louis Rams 2012-14, Jacksonville Jaguars 2014-15, San Diego Chargers 2015. College coach: Colorado 2017. Pro coach: Los Angeles Rams 2018-19, Dallas Cowboys 2020-21. Joined Vikings in 2022.

**Marcus Dixon,** defensive line; born Sept. 16, 1984; Rome, Ga. Defensive end Hampton 2004-07. Pro defensive lineman Dallas Cowboys 2008-09, New York Jets 2010-12, Kansas City Chiefs 2013, Tennessee Titans 2014, British Columbia Lions (CFL) 2014. College coach: Hampton 2017-19. Pro coach: Los Angeles Rams 2021, Denver Broncos 2022-23. Joined Vikings in 2024.

**Ben Ellefson,** offensive assistant; born Sept. 1, 1996; Hawley, Minn. Tight end North Dakota State 2017-20. Pro tight end Jacksonville Jaguars 2020, Minnesota Vikings 2021-22. No college coaching experience. Joined Vikings in 2023.

**Brian Flores,** defensive coordinator; born Feb. 24, 1981; Brooklyn, N.Y. Linebacker Boston College 1999-2002. No pro playing experience. No college coaching experience. Pro coach: New England Patriots 2004-18, Miami Dolphins 2019-21 (head coach), Pittsburgh Steelers 2022. Joined Vikings in 2023.

**Dalmin Gibson,** assistant special teams; born Sept. 15, 1991. Outside linebacker Dickinson State 2011-14. No pro playing experience. College coach: Wayne State 2014, Dickinson State 2015-16, Colorado 2017-19, Michigan State 2020-21, Southern Illinois 2022. Joined Vikings in 2023.

**Pat Hill,** assistant defensive line; born Dec. 12, 1987; Shreveport, La. No college playing experience. No pro playing experience. College coach: Morehead State 2016-17, Eastern Michigan 2018, Angelo State 2018, Central Oklahoma 2019, Upper Iowa 2020, Birmingham Southern 2021, LSU 2022. Pro coach: Joined Vikings in 2023.

**Michael Hutchings,** safeties; born March 27, 1995; San Francisco, Calif. Inside linebacker Southern California 2013-16. No pro playing experience. College coach: Southern California 2018-20, Oregon 2021, Western Kentucky 2022. Pro coach: Joined Vikings in 2023.

**Daronte Jones,** passing game coordinator/defensive backs; born Nov. 11, 1978; Annapolis, Md. Defensive back Temple 1996, Morgan State 1997-2000. No pro playing experience. College coach: Lenoir-Rhyne 2001, Nicholls State 2002, Bowie State 2005-09, UCLA 2010, Hawaii 2012-14, Wisconsin 2015, LSU 2021. Pro coach: Montreal Alouettes (CFL) 2011, Miami Dolphins 2016-17, Cincinnati Bengals 2018-19, Minnesota Vikings 2020. Rejoined Vikings in 2022.

**Chris Kuper,** offensive line; born Dec. 19, 1982; Anchorage, Alaska. Offensive lineman North Dakota 2003-06. Pro offensive lineman Denver Broncos 2006-13. No college coaching experience. Pro coach: Miami Dolphins 2016-18, Denver Broncos 2019-21. Joined Vikings in 2022.

**Keenan McCardell,** wide receivers; born Jan. 6, 1970; Houston, Texas. Wide receiver Nevada-Las Vegas 1988-90. Pro wide receiver Washington Redskins 1991 and 2007, Cleveland Browns 1992-95, Jacksonville Jaguars 1996-2001, Tampa Bay Buccaneers 2002-03, San Diego Chargers 2004-06. College coach: Maryland 2014-16. Pro coach: Washington Redskins 2010-11, Jacksonville Jaguars 2014-17. Joined Vikings in 2021.

# MINNESOTA VIKINGS

**Josh McCown**, quarterbacks; born July 4, 1979; Jacksonville, Texas. Quarterback SMU 1998-2000, Sam Houston State 2001. Pro quarterback Arizona Cardinals 2002-05, Detroit Lions 2006, Oakland Raiders 2007, Miami Dolphins 2008, Carolina Panthers 2008-09, Hartford Colonials (UFL) 2010, San Francisco 49ers 2011, Chicago Bears 2011-13, Tampa Bay Buccaneers 2014, Cleveland Browns 2015-16, New York Jets 2017-18, Philadelphia Eagles 2019-20, Houston Texans 2020. No college coaching experience. Pro coach: Carolina Panthers 2023. Joined Vikings in 2024.

**Curtis Modkins**, running game coordinator/running backs; born Nov. 15, 1970; Marlin, Texas. Running back TCU 1991-94. No pro playing experience. College coach: TCU 1995-97, New Mexico 1998-2001, Georgia Tech 2002-07. Pro coach: Kansas City Chiefs 2008, Arizona Cardinals 2009, Buffalo Bills 2010-12, Detroit Lions 2013-15, San Francisco 49ers 2016, Chicago Bears 2017, Denver Broncos 2018-21. Joined Vikings in 2022.

**Derron Montgomery**, quality control – offense; born April 11, 1988, Garland, Texas. Wide receiver Iowa State 2006-09, Abilene Christian 2011. No pro playing experience. College coach: Abilene Christian 2010-11 and 2017, Miami (Fla.) 2012-14, Michigan 2015, New Mexico Highlands 2016, Arizona 2021. Pro coach: Joined Vikings in 2022.

**Chris O'Hara**, senior offensive assistant; born Nov. 15, 1990, Swoyersville, Pa. Attended Temple. No college or pro playing experience. College coach: Miami (Fla.) 2011-13. Pro coach: Jacksonville Jaguars 2014-16 and 2020, Washington Redskins 2017-19, Los Angeles Rams 2021. Joined Vikings in 2022.

**Mike Pettine**, assistant head coach/outside linebackers, born Sept. 25, 1966; Doylestown, Pa. Free safety Virginia 1985-88. College coach: Pittsburgh 1993-94. Pro coach: Baltimore Ravens 2002-08, New York Jets 2009-12, Buffalo Bills 2013, Cleveland Browns 2014-15 (head coach), Seattle Seahawks 2017, Green Bay Packers 2018-20, Chicago Bears 2021. Joined Vikings in 2022.

**Wes Phillips**, offensive coordinator; born Feb. 17, 1979; Houston, Texas. Quarterback UTEP 1997-2001. Pro quarterback San Diego Riptide (AFL2) 2002-03. College coach: Texas-El Paso 2003, West Texas A&M 2004-05, Baylor 2006. Pro coach: Dallas Cowboys 2007-13, Washington Redskins 2014-18, Los Angeles Rams 2019-21. Joined Vikings in 2022.

**Shaun Sarrett**, assistant offensive line; born Dec. 24, 1978; Beckley, W.Va. Offensive lineman Kent State 2000-03. No pro playing experience. College coach: Marshall 2005-07, Duke 2008-11. Pro coach: Pittsburgh Steelers 2012-20, Los Angeles Chargers 2021-23. Joined Vikings in 2024.

**Mike Siravo**, inside linebackers; born March 9, 1976; Pawtucket, R.I. Linebacker Boston College 1997-99. No pro playing experience. College coach: Boston College 1998-2000 and 2007-12, Columbia 2003-05, Temple 2006 and 2013-16, Baylor 2017-19. Pro coach: Carolina Panthers 2020. Joined Vikings in 2023.

**Tony Sorrentino**, assistant wide receivers; born June 28, 1983; Parsippany, N.J. Wide receiver College of New Jersey 2001-05. No pro playing experience. College coach: College of New Jersey 2007 and 2012, Minnesota 2009-10, Miami (Fla.) 2011, Tennessee 2017, Florida Atlantic 2018, Northern Illinois 2019-21. Pro coach: Jacksonville Jaguars 2013-16. Joined Vikings in 2022.

**Grant Udinski**, assistant offensive coordinator/assistant quarterbacks; born Jan. 12, 1996; Doylestown, Pa. Tight end Davidson 2014-15 and Towson 2016-18. No pro playing experience. College coach: Baylor 2019. Pro coach: Carolina Panthers 2020-21. Joined Vikings in 2022.

## RECORD HOLDERS

### INDIVIDUAL RECORDS—CAREER

Rushing (Yds.)	Adrian Peterson, 2007-16	11,747
Passing (Yds.)	Fran Tarkenton, 1961-66, 1972-78	33,098
Passing (TDs)	Fran Tarkenton, 1961-66, 1972-78	239
Receiving (No.)	Cris Carter, 1990-2001	1,004
Receiving (Yds.)	Cris Carter, 1990-2001	12,383
Interceptions	Paul Krause, 1968-79	53
Punting (Avg.)	Chris Kluwe, 2005-12	44.4
Punt Return (Avg.)	Marcus Sherels, 2010-19	10.5
Kickoff Return (Avg.)	Cordarrelle Patterson, 2013-16	30.4
Field Goals	Fred Cox, 1963-77	282
Touchdowns (Tot.)	Cris Carter, 1990-2001	110
Points	Fred Cox, 1963-77	1,365
*Sacks	John Randle, 1990-2000	114.0

### INDIVIDUAL RECORDS—SINGLE SEASON

Rushing (Yds.)	Adrian Peterson, 2012	2,097
Passing (Yds.)	Daunte Culpepper, 2004	4,717
Passing (TDs)	Daunte Culpepper, 2004	39
Receiving (No.)	Justin Jefferson, 2022	128
Receiving (Yds.)	Justin Jefferson, 2022	1,809
Interceptions	Paul Krause, 1975	10
Punting (Avg.)	Chris Kluwe, 2008	47.6
Punt Return (Avg.)	Marcus Sherels, 2013	15.2
Kickoff Return (Avg.)	Cordarrelle Patterson, 2013	32.4
Field Goals	Gary Anderson, 1998	35
	Blair Walsh, 2012	35
Touchdowns (Tot.)	Chuck Foreman, 1975	22
Points	Gary Anderson, 1998	164
*Sacks	Jared Allen, 2011	22.0

### INDIVIDUAL RECORDS—SINGLE GAME

Rushing (Yds.)	Adrian Peterson, 11-4-07	**296
Passing (Yds.)	Tommy Kramer, 11-2-86 (OT)	490
Passing (TDs)	Joe Kapp, 9-28-69	**7
Receiving (No.)	Rickey Young, 12-16-79	15
Receiving (Yds.)	Justin Jefferson, 12-11-22	223
Interceptions	Many Times	3
	Last time by Darren Sharper, 11-13-05	
Field Goals	Rich Karlis, 11-5-89	7
Touchdowns (Tot.)	Chuck Foreman, 12-20-75	4
	Ahmad Rashad, 9-2-79	4
	Dalvin Cook, 11-1-20	4
	Chuck Foreman, 12-20-75	24
	Ahmad Rashad, 9-2-79	24
	Dalvin Cook, 11-1-20	24
	Randy Holloway, 9-16-84	5.0
Points		
*Sacks		

\*Sacks became an official statistic in 1982  
\*\*NFL record



## 2024 VETERAN ROSTER

No.	Name	Pos.	Ht.	Wt.	Birthdate	NFL		College	Hometown	How Acq.	'23 Games/ Starts
						Exp.	Games				
3	Addison, Jordan	WR	5-11	175	1/27/02	2	2	USC	Frederick, Md.	D1-23	17/14
2	Asamoah II, Brian	LB	6-0	226	3/29/00	3	3	Oklahoma	Columbus, Ohio	D3-22	13/0
5	Blackmon, Mekhi	CB	5-11	178	3/18/99	2	2	USC	San Palo Alto, Calif.	D3b-23	15/3
23	Booth Jr., Andrew	CB	6-0	194	9/28/00	3	3	Clemson	Dacula, Ga.	D2a-22	17/1
56	Bradbury, Garrett	C	6-3	300	6/20/95	6	6	NC State	Charlotte, N.C.	D1-19	14/14
64	Brandel, Blake	G	6-7	315	1/23/97	4	4	Oregon State	Milwaukie, Ore.	D6a-20	17/2
90	Bullard, Jonathan	DL	6-3	290	10/22/93	9	9	Florida	Shelby, N.C.	FA-22	17/14
24	Bynum, Camryn	S	6-0	200	7/19/98	4	4	California	Corona, Calif.	D4b-21	17/17
55	Carter II, Andre	OLB	6-6	256	3/28/00	2	2	Army	Missouri City, Texas	UDFA-23	12/0
51	Cashman, Blake	LB	6-1	235	5/10/96	6	6	Minnesota	Eden Prairie, Minn.	FA-24	14/13*
32	Chandler, Ty	RB	5-11	204	5/12/98	3	3	North Carolina	Nashville, Tenn.	D5b-22	17/4
6	Cine, Lewis	S	6-2	199	10/5/99	3	3	Georgia	Everett, Mass.	D1-22	7/0
14	Darnold, Sam	QB	6-3	225	6/5/97	7	7	USC	San Clemente, Calif.	FA-24	10/1*
71	Darrisaw, Christian	T	6-5	315	6/2/99	4	4	Virginia Tech	Upper Marlboro, Md.	D1-21	15/15
42	DePaola, Andrew	LS	6-1	229	7/28/87	10	10	Rutgers	Parlton, Md.	FA-20	17/0
21	Evans, Akayleb	CB	6-2	198	6/22/99	3	3	Missouri	McKinney, Texas	D4-22	15/15
69	Feeney, Dan	C/G	6-4	305	5/29/94	8	8	Indiana	Oriand Park, Ill.	FA-24	16/1*
37	Gaskin, Myles	RB	5-10	199	2/15/97	6	6	Washington	Lynnwood, Wash.	FA-23	3/0
28	Green III, A.J.	CB	6-2	198	6/9/98	4	4	Oklahoma State	DeSoto, Texas	FA-24	3/0
58	Greenard, Jonathan	OLB	6-3	259	5/25/97	5	5	Florida	Hiram, Ga.	FA-24	15/15*
1	Griffin, Shaq	CB	6-0	198	7/20/95	8	8	UCF	St. Petersburg, Fla.	FA-24	13/7*
54	Grugier-Hill, Kamu	LB	6-2	230	5/16/94	9	9	Eastern Illinois	Papakolea, Hawaii	FA-24	17/5*
16	Hall, Jaren	QB	6-0	207	3/24/98	2	2	BYU	Spanish Fork, Utah	D5c-23	3/2
30	Ham, C.J.	FB	5-11	250	7/22/93	8	8	Augustana	Duluth, Minn.	UDFA-16	17/5
13	Harry, N'Keal	WR	6-4	225	12/17/97	6	6	Arizona State	Chandler, Ariz.	FA-23	9/0
87	Hockenson, T.J.	TE	6-5	248	7/3/97	6	6	Iowa	Chariton, Iowa	T (DET)-22	15/11
67	Ingram, Ed	G	6-3	307	2/11/99	3	3	LSU	DeSoto, Texas	D2b-22	15/15
81	Jackson, Lucky	WR	6-0	186	7/17/97	2	2	Western Kentucky	Lexington, Ky.	FA-23	3/0
25	Jackson, Theo	S	6-1	198	10/2/98	3	3	Tennessee	Nashville, Tenn.	FA-22	15/0
8	Jackson, Trishton	WR	6-1	191	3/9/98	3	3	Syracuse	West Bloomfield, Mich.	FA-21	7/0
18	Jefferson, Justin	WR	6-1	195	6/16/99	5	5	LSU	St. Rose, La.	D1a-20	10/9
33	Jones, Aaron	RB	5-9	208	12/2/94	8	8	UTEP	El Paso, Texas	FA-24	11/11*
91	Jones II, Pat	OLB	6-4	264	9/29/98	4	4	Pittsburgh	Chesapeake, Va.	D3d-21	17/4
60	Lynch, James	DL	6-4	295	1/20/99	5	5	Baylor	Round Rock, Texas	D4b-20	0/0
44	Metellus, Josh	S	5-11	207	1/21/98	5	5	Michigan	Pembroke Pines, Fla.	D6b-20	17/17
12	Mullens, Nick	QB	6-0	210	3/21/95	7	7	Southern Mississippi	Hoover, Ala.	T (LV)-22	5/3
86	Mundt, Johnny	TE	6-4	233	11/23/94	7	7	Oregon	Modesto, Calif.	FA-22	17/0
7	Murphy Jr., Byron	CB	5-11	190	1/18/98	6	6	Washington	Scottsdale, Ariz.	FA-23	14/14
34	Muse, Nick	TE	6-5	252	11/25/98	3	3	South Carolina	Belmont, N.C.	D7-22	2/0
83	Nailor, Jalen	WR	6-0	190	3/2/99	3	3	Michigan State	Palmdale, Calif.	D6b-22	6/1
26	Nwangwu, Kene	RB	6-1	210	2/9/98	4	4	Iowa State	Frisco, Texas	D4a-21	9/0
75	O'Neill, Brian	T	6-7	310	9/15/95	7	7	Pittsburgh	Wilmington, Del.	D2-18	14/14
84	Oliver, Josh	TE	6-5	259	3/21/97	6	6	San Jose State	Paso Robles, Calif.	FA-23	17/14
0	Pace Jr., Ivan	LB	5-10	231	12/16/00	2	2	Cincinnati	Cincinnati, Ohio	UDFA-23	17/11
97	Phillips, Harrison	DL	6-3	307	1/25/96	7	7	Stanford	Omaha, Neb.	FA-22	17/17
4	Powell, Brandon	WR	5-8	181	9/12/95	6	6	Florida	Deerfield Beach, Fla.	FA-24	17/2
76	Quessenberry, David	T	6-5	310	8/24/90	6	6	San Jose State	Encinitas, Calif.	FA-23	16/4
48	Reyes, Sammis	TE	6-7	240	10/19/95	2	2	Tulane	Talcahuano, Chile	FA-24	0/0*
66	Risner, Dalton	G	6-5	312	7/13/95	6	6	Kansas State	Wiggins, Colo.	FA-24	15/11
79	Robinson, Tyrese	G	6-3	317	8/21/99	2	2	Oklahoma	Boyd, Texas	FA-23	0/0
93	Roy, Jaquelin	DL	6-3	305	10/22/00	2	2	LSU	Baton Rouge, La.	D5a-23	12/1
11	Sherfield Sr., Trent	WR	6-1	206	2/25/96	7	7	Vanderbilt	Danville, IL	FA-24	17/1*
22	Smith, Harrison	S	6-2	211	2/2/89	13	13	Notre Dame	Knoxville, Tenn.	D1b-12	17/17
86	Thompson, Nadee	CB	5-11	205	7/7/00	2	2	Georgia Southern	Boiling Springs, S.C.	UDFA-23	15/0
35	Tonyan, Robert	TE	6-5	240	4/30/94	7	7	Indiana State	McHenry, Ill.	FA-24	17/6*
99	Tillery, Jerry	DL	6-6	295	10/8/96	6	6	Notre Dame	Shreveport, La.	FA-24	17/6*
43	Van Ginkel, Andrew	OLB	6-4	242	7/1/95	6	6	Wisconsin	Rock Valley, Iowa	FA-24	17/11*
20	Ward, Jay	S	6-1	188	7/13/00	2	2	LSU	Moultrie, Ga.	D4-23	17/0
52	Ward, Jihad	OLB	6-5	285	5/11/94	9	9	Illinois	Philadelphia, Pa.	FA-24	17/9*
38	Williams, Jaylin	CB	5-10	195	2/26/00	2	2	Indiana	Memphis, Tenn.	UDFA-23	3/0
92	Williams, Jonah	DL	6-5	275	8/17/95	4	4	Weber State	Meridian, Idaho	FA-24	17/16
17	Wright, Ryan	P	6-3	245	6/1/00	3	3	Tulane	San Ramon, Calif.	UDFA-22	17/0

## MINNESOTA VIKINGS

\* Cashman played 14 games with Houston in '23; Darnold played 10 games with San Francisco; Feeney played 16 games with Chicago; Greenard played 15 games with Houston; Griffin played 10 games with Houston and three games with Carolina; Grugier-Hill played 17 games with Carolina; Jones played 11 games with Green Bay; Reyes last active with Washington in '21; Sherfield, Sr., played 17 games with Buffalo; Tillery played 17 games with Las Vegas; Tonyan played 17 games with Chicago; Van Ginkel played 17 games with Miami; Ward played 17 games with New York Giants.

Players lost through unrestricted free agency (15): T Hakeem Adeniji (CLE, four games), QB Kirk Cousins (ATL, eight), OLB Marcus Davenport (DET, four), QB Joshua Dobbs (SF, five), LB Troy Dye (LAC, 15), LB Jordan Hicks (CLE, 13), OLB Danielle Hunter (HOU, 17), K Greg Joseph (GB, 17), DL Dean Lowry (PIT, nine), RB Alexander Mattison (LV, 16), WR K.J. Osborn (NE, 16), C Austin Schlottman (NYG, nine), DL Khyiris Tonga (ARI, 14), T Oluisaemeka Udoh (NO, two), OLB D.J. Wonnum (CAR, 15).

Also played with Vikings in '23—Cam Akers (six), Anthony Barr (four), Ezra Cleveland (six), Sheldon Day (six), Chris Reed (two), Dalton Risner (11), Nick Vigil (eight), Lujii Vilain (one), Benton Whitley (one).

### FIRST-YEAR ROSTER

Name	Pos.	Ht.	Wt.	Birthdate	College	Hometown	How Acq.
Beauplan, Abraham (1)	LB	6-2	235	2/3/00	Marshall	Boynton Beach, Fla.	FA-23
Byrd, Henry (1)	G	6-5	310	7/1/99	Princeton	Nashville, Tenn.	FA-23
Cloyd, K.J.	LB	6-2	228	2/19/01	Miami	Columbia, Miss.	FA
Flax, Jeremy	OL	6-5	343	8/25/99	Kentucky	Detroit, Mich.	FA
Gant, Dallas	LB	6-2	224	5/16/00	Toledo	Toledo, Ohio	FA
Harper, Devron	WR	5-9	170	5/13/00	Mercer	Conyers, Ga.	FA
Jackson, Khyree	CB	6-4	194	8/11/99	Oregon	Upper Marlboro, Md.	D4
James, Ty	WR	6-2	200	4/6/01	Mercer	Conyers, Ga.	FA
Jones, Jashaun	WR	6-1	188	12/22/99	Maryland	Fort Myers, Fla.	FA
Jurgens, Michael	OL	6-4	311	1/1/00	Wake Forest	Damascus, Md.	D7a
Knowles, Malik (1)	WR	6-2	196	8/17/00	Kansas State	Mansfield, Texas	FA-23
Knox, Trey	TE	6-3	240	8/14/01	South Carolina	Murfreesboro, Tenn.	FA
Manoa, Tyler	DL	6-5	315	12/8/99	Arizona	Hayward, Calif.	FA
McBride, DeWayne (1)	RB	5-10	209	7/8/01	UAB	Starke, Fla.	D7-23
McCarthy, J.J.	QB	6-3	219	1/20/03	Michigan	La Grange Park, Ill.	D1a
McClotherm, Dwight	CB	6-2	185	2/6/02	Arkansas	Houston, Texas	FA
Murphy, Gabriel	OLB	6-2	247	10/13/00	UCLA	Dallas, Texas	FA
Nester, Doug	OL	6-6	306	8/7/00	West Virginia	Kenova, W.Va.	FA
Porter, Owen	OLB	6-3	237	11/15/99	Marshall	Huntington, W.Va.	FA
Reichard, Will	K	6-1	187	1/9/01	Alabama	Hoover, Ala.	D6b
Richter, Bo	OLB	6-1	248	8/13/00	Air Force	Naperville, Ill.	FA
Rodríguez, Levi Drake	DL	6-4	290	8/4/00	Texas A&M Commerce	Georgetown, Texas	D7b
Rolland, Spencer	OL	6-6	306	9/1/99	North Carolina	Burnsville, Minn.	FA
Romo, John Parker (1)	K	5-11	175	8/24/97	Virginia Tech	Peachtree City, Ga.	FA
Rouse, Walter	T	6-6	313	3/9/01	Oklahoma	Silver Springs, Md.	D6a
Taimani, Taki	DL	6-1	309	10/6/99	Oregon	Salt Lake City, Utah	FA
Thomas, Thayer (1)	WR	6-0	195	5/20/98	NC State	Wake Forest, N.C.	FA-23
Turner, Dallas	OLB	6-3	247	2/2/03	Alabama	Fort Lauderdale, Fla.	D1b
Vernon, Seth (1)	P	6-5	230	4/6/99	Portland State	Santa Rosa, Calif.	FA

The term **NFL Rookie** is defined as a player who is in his first season of professional football and has not been on the roster of another professional football team for any regular-season or postseason games. A **Rookie** is designated by an "R" on NFL rosters. Players who have been active in another professional football league or players who have NFL experience, including either preseason training camp or being on an Active List or Inactive List, or on Reserve/Injured or Reserve/Physically Unable to Perform for fewer than six regular-season games, are termed **NFL First-Year Players**. An **NFL First-Year Player** is designated by a "1" on NFL rosters. Thereafter, a player is credited with an additional year of experience for each season in which he accumulates six games on the Active List or Inactive List, or on Reserve/Injured or Reserve/Physically Unable to Perform.

Log on to [www.vikings.com](http://www.vikings.com) for an up-to-date roster.



**National Football Conference  
South Division**

**Ochsner Sports Performance Center**  
5800 Airline Drive  
Metairie, LA 70003  
Telephone: (504) 733-0255

**Team Colors:** Old Gold, Black and White

**2024 SCHEDULE**

**PRESEASON**

Aug. 10 at Arizona .....7:00 PM  
Aug. 18 at San Francisco .....7:00 PM  
Aug. 25 Tennessee .....1:00 PM

**REGULAR SEASON**

Sep. 8 **Carolina** .....12:00 PM  
Sep. 15 at Dallas .....12:00 PM  
Sep. 22 **Philadelphia** .....12:00 PM  
Sep. 29 at Atlanta .....12:00 PM  
Oct. 7 at Kansas City (Mon) .....7:15 PM  
Oct. 13 **Tampa Bay** .....12:00 PM  
Oct. 17 **Denver** (Thu) .....7:15 PM  
Oct. 27 at L.A. Chargers .....3:05 PM  
Nov. 3 at Carolina .....12:00 PM  
Nov. 10 **Atlanta** .....12:00 PM  
Nov. 17 **Cleveland** .....12:00 PM  
BYE  
Dec. 1 **L.A. Rams** .....3:05 PM  
Dec. 8 at N.Y. Giants .....12:00 PM  
Dec. 15 **Washington** .....12:00 PM  
Dec. 23 at Green Bay (Mon) .....7:15 PM  
Dec. 29 **Las Vegas** .....12:00 PM  
TBD at Tampa Bay .....TBD

*\*All times CT; During the Flex Scheduling Windows, the games initially scheduled for Sunday Night Football, Monday Night Football, and Thursday Night Football are tentatively scheduled and subject to change.*

**Stadium:** Caesars Superdome  
1500 Poydras Street  
New Orleans, LA 70112  
**Opened:** 1975  
**Capacity:** 73,000  
**Playing Surface:** Turf Nation-M6

**Training Camp:**  
UC Irvine  
Irvine, CA 92697

**CLUB OFFICIALS**

Owner: Gayle Benson  
President: Dennis Lauscha  
Executive Vice President/General Manager: Mickey Loomis  
SVP, Communications, Broadcast, Community & Governmental Relations: Greg Benschel  
SVP of Marketing/COO: Ben Hales  
SVP of Finance/Chief Financial Officer: Ed Lang  
SVP/General Counsel: Vicky Neumeyer  
SVP of Human Resources: Greg Rouchell  
SVP of Sales: Mike Stanfield  
SVP/Assistant General Manager-College Personnel: Jeff Ireland  
SVP/Assistant General Manager of Football Operations: Khai Harley  
Vice President of Pro Personnel: Michael Parenton  
Director of Football Administration: Scott Kuhn  
Director of Analytics: Zach Stuart  
Executive Assistant to the EVP/GM: Debbie Gallagher  
National Scouts: Mike Baugh, Ryan Powell, Terry Wooden  
Area Scouts: Jon Sandusky, Casey Talley, Joey Vitt Jr., Mike DiJulio, Paul Zimmer, C.J. Leak, Matt Phillips  
Combine Scout: Will Martinez  
Pro Scouts: Tosan Eyetsemitan, Josh Hill, Justin Matthews  
Director of Football Operations: Derek Stamnos  
Manager of Team Operations: Grant Mathews  
College Scouting Coordinator: Ziad Qubti  
Director of Football Applications: Chad Vincent  
Senior Software Developer: Ben Autin  
Software Developer: Abby Wingo  
Football Data Analyst: Michael Venit  
Personnel Assistant: Harry Piper  
Scouting Assistant: Rishi Desai  
Head Equipment Manager: John Baumgartner  
Asst. Equipment Managers: Corey Gaudet, Richard Killian II, Ben Steib  
Director of Sports Medicine: Ben Stollberg  
Head Athletic Trainer: Shone Gibson  
Director of Rehabilitation: Jonathan Gress  
Assistant Athletic Trainers: Kevin Mangum, Bobby Feeback, Natalie Phipps  
Director of Sports Nutrition: Jamie Meeks  
Video Director: Dave Desposito  
Assistant Video Director: Joe Alley  
Video Assistants: Chris McNeice, Tim Youngblood  
VP of Player Engagement: Fred McAfee  
Director of Security: Danny Lawless  
Director of Sports Science: Matt Rhea  
Strength & Conditioning: Charles Byrd, Matt Clapp, Rob Wenning  
Executive Director of Football Communications: Doug Miller  
Director of Football Communications: Justin Macione  
Football Communications Coordinator: Davis Friend  
Communications, Governmental Relations & Special Projects Coordinator: Grant Segar  
Assistant Player Engagement/Legends & Alumni Manager: Evan Meyers  
Vice President of Production: Shaneika Dabney-Henderson  
Vice President of Digital Media: Doug Tatum  
Director of Photography: Michael C. Hebert  
Senior Director of IT Security & Administration: Jeff Huffman  
Senior IT Operations Director: Jody Barbier  
Facilities Director: Terry Ashburn  
Executive Administrative Director: Jay Romig

**COACHING HISTORY**

(422-481-5)

*Records include postseason games*

1967-70	Tom Fears*	.....13-34-2
1970-72	J.D. Roberts	.....7-25-3
1973-75	John North**	.....11-23-0
1975	Ernie Hefferle	.....1-7-0
1976-77	Hank Stram	.....7-21-0
1978-80	Dick Nolan***	.....15-29-0
1980	Dick Stanfel	.....1-3-0
1981-85	O.A. (Bum) Phillips****	.....27-42-0
1985	Wade Phillips	.....1-3-0
1986-96	Jim Mora#	.....93-78-0
1996	Rick Venturi	.....1-7-0
1997-99	Mike Ditka**	.....15-33-0
2000-05	Jim Haslett	.....46-52-0
2006-11	Sean Payton	.....67-37-0
2012	Aaron Kromer###	.....2-4-0
2012	Joe Vitt####	.....5-5-0
2013-21	Sean Payton	.....94-60-0
2022-	Dennis Allen	.....16-18-0

\* Released after seven games in 1970  
\*\* Released after six games in 1975  
\*\*\* Released after 12 games in 1980  
\*\*\*\* Resigned after 12 games in 1985  
# Resigned after eight games in 1996  
## Interim head coach first six games in 2012  
### Interim head coach final 10 games in 2012

**PAID ATTENDANCE, 2023**

Home 528,860      Away 607,774  
Total 1,136,634  
Single-game home record,  
73,085 (12/26/11)  
Single-season home record,  
591,015 (2022)

**2024 DRAFT CHOICES**

Rd	Name	Pos.	College
1	Taliese Fuaga	T	Oregon State
2	Kool-Aid McKinstry	CB	Alabama
5	Spencer Rattler	QB	South Carolina
5	Bub Means	WR	Pittsburgh
5	Jaylan Ford	LB	Texas
6	Khristian Boyd	DT	Northern Iowa
7	Josiah Ezirim	T	Eastern Kentucky

# NEW ORLEANS SAINTS

## 2023 TEAM RECORD

### REGULAR SEASON (9-8)

Date	Opponent	Result
Sept. 10	TENNESSEE	W 16-15
Sept. 18	at Carolina	W 20-17
Sept. 24	at Green Bay	L 17-18
Oct. 1	TAMPA BAY	L 9-26
Oct. 8	at New England	W 34-0
Oct. 15	at Houston	L 13-20
Oct. 19	JACKSONVILLE	L 24-31
Oct. 29	at Indianapolis	W 38-27
Nov. 5	CHICAGO	W 24-17
Nov. 12	at Minnesota	L 19-27
Nov. 26	at Atlanta	L 15-24
Dec. 3	DETROIT	L 28-33
Dec. 10	CAROLINA	W 28-6
Dec. 17	N.Y. GIANTS	W 24-6
Dec. 21	at L.A. Rams	L 22-30
Dec. 31	at Tampa Bay	W 23-13
Jan. 7	ATLANTA	W 48-17

### SCORE BY PERIODS

	Team	Opponents
1st	74	92
2nd	111	107
3rd	91	35
4th	126	93
OT	0	0
Total	402	327

## 2023 TEAM STATISTICS

	Team	Opp.
Total First Downs	337	300
Rushing	112	100
Passing	199	167
Penalty	26	33
3rd Down: Made/Att	91/235	78/226
3rd Down Pct.	38.7	34.5
4th Down: Made/Att	9/19	11/26
4th Down Pct.	47.4	42.3
Possession Avg.	31:10	28:50
Total Net Yards	5732	5562
Avg. Per Game	337.2	327.2
Total Plays	1121	1054
Avg. Per Play	5.1	5.3
Net Yards Rushing	1742	2038
Avg. Per Game	102.5	119.9
Total Rushes	480	462
Net Yards Passing	3990	3524
Avg. Per Game	234.7	207.3
Sacked/Yards Lost	35/235	34/244
Gross Yards	4225	3768
Att./Completions	606/406	558/333
Completion Pct.	67.0	59.7
Had Intercepted	11	18
Punts/Average	75/43.0	73/45.1
Net Punting Avg.	75/39.7	73/39.2
Penalties/Yards	96/846	102/775
Fumbles/Ball Lost	13/7	16/11
Touchdowns	44	34
Rushing	13	10
Passing	28	22
Returns	3	2

## 2023 INDIVIDUAL STATISTICS

PASSING	Att	Cmp	Yds	Cmp%	Yds/Att	TD	TD%	Int	Int%	LG	Sk/Lost	Rtng
Carr	548	375	3878	68.4	7.08	25	4.6	8	1.5	58t	31/218	97.7
Winston	47	25	264	53.2	5.62	2	4.3	3	6.4	30	2/13	57.4
Hill	11	6	83	54.5	7.55	1	9.1	0	0.0	44	2/4	109.3
Team	606	406	4225	67.0	6.97	28	4.6	11	1.8	58t	35/235	94.8
Opponents	558	333	3768	59.7	6.75	22	3.9	18	3.2	71t	34/244	79.7

SCORING	TD		PAT	FG	Saf	Pts	
	Tot	Ru Rec					
Grupe	0	0	0	40/40	30/37	0 130	
Kamara	6	5	1	0	0	42	
Hill	6	4	2	0	0	36	
Shaheed	6	0	5	1	0	36	
Olave	5	0	5	0	0	32	
Graham	4	0	4	0	0	24	
J.Johnson	4	0	4	0	0	24	
Perry	4	0	4	0	0	24	
Jones	2	2	0	0	0	12	
Jackson	1	0	0	1	0	6	
Kirkwood	1	0	1	0	0	6	
Mathieu	1	0	0	1	0	6	
Miller	1	1	0	0	0	6	
Moreau	1	0	1	0	0	6	
Thomas	1	0	1	0	0	6	
Williams	1	1	0	0	0	6	
Team	44	13	28	3	40/40	30/37	0 402
Opponents	34	10	22	2	29/29	30/35	0 327

2-Pt Conv: Kamara 3, Olave, Team 4-4, Opponents 2-5.

RUSHING	No.	Yds	Avg	LG	TD
Kamara	180	694	3.9	17	5
Hill	81	401	5.0	27	4
Williams	106	306	2.9	17	1
Miller	41	156	3.8	18	1
Jones	21	70	3.3	19	2
Carr	32	40	1.3	10	0
Shaheed	7	37	5.3	12	0
Bowden	5	32	6.4	29	0
Prentice	2	12	6.0	7	0
Winston	5	-6	-1.2	-1	0
Team	480	1742	3.6	29	13
Opponents	462	2038	4.4	48	10

RECEIVING	No.	Yds	Avg	LG	TD
Olave	87	1123	12.9	51	5
Kamara	75	466	6.2	25	1
Shaheed	46	719	15.6	58t	5
Thomas	39	448	11.5	31	1
J.Johnson	37	368	9.9	32	4
Hill	33	291	8.8	36	2
Moreau	21	193	9.2	23	1
Williams	18	62	3.4	12	0
Perry	12	246	20.5	44	4
Bowden	11	83	7.5	17	0
Miller	10	117	11.7	33	0
Graham	6	39	6.5	12	4
Kirkwood	5	37	7.4	13	1
Jones	4	21	5.3	10	0
Prentice	2	12	6.0	7	0
Team	406	4225	10.4	58t	28
Opponents	333	3768	11.3	71t	22

INTERCEPTIONS	No.	Yds	Avg	LG	TD
Mathieu	4	122	30.5	74	1
Adebo	4	32	8.0	27	0
Taylor	2	16	8.0	16	0
Maye	2	5	2.5	5	0
Baun	1	10	10.0	10	0
Abram	1	0	0.0	0	0
L.Johnson	1	0	0.0	0	0
Lattimore	1	0	0.0	0	0
Werner	1	0	0.0	0	0
Yiadom	1	0	0.0	0	0
Team	18	185	10.3	74	1
Opponents	11	181	16.5	92t	2

PUNTING	No.	Yds	Avg	Net TB	In20	LG	B
Hedley	75	3224	43.0	39.7	4	31	62
Team	75	3224	43.0	39.7	4	31	62
Opponents	73	3290	45.1	39.2	2	28	66

PUNT RETURNS	Ret	FC	Yds	Avg	LG	TD
Shaheed	25	23	339	13.6	76t	1
Bowden	7	1	53	7.6	16	0
Team	32	24	392	12.3	76t	1
Opponents	29	24	163	5.6	14	0

KICKOFF RETURNS	No.	Yds	Avg	LG	TD
Shaheed	18	384	21.3	28	0
Bowden	3	64	21.3	28	0
Hill	1	18	18.0	18	0
Team	22	466	21.2	28	0
Opponents	12	225	18.8	24	0

### FIELD

GOALS	1-19	20-29	30-39	40-49	50+
Grupe	0/0	10/12	6/6	8/10	6/9
Team	0/0	10/12	6/6	8/10	6/9
Opponents	0/0	10/10	9/9	6/10	5/6

### SACKS

	No.
Granderson	8.5
D.Davis	6.5
Bresee	4.5
Kpassagnon	3.5
Shepherd	3.0
Baun	2.0
Jordan	2.0
Howden	1.0
Maye	1.0
Taylor	1.0
Foskey	0.5
Werner	0.5
Team	34.0
Opponents	35.0

**2024 COACHING STAFF**

**Dennis Allen, Head Coach**

**Pro career:** Dennis Allen was named the 17th head coach in Saints history on Feb. 8, 2022. Now in his 29th year coaching and 23rd in the NFL. Promoted from defensive coordinator, for which he served for six-and-a-half seasons, Allen has been a member of the New Orleans coaching staff for 14 years. In his second season as head coach, the Saints rallied to win four of their last five games, including three consecutive wins over divisional opponents. Under Allen's guidance, the Saints are the only team in the NFL to rank in the top 10 in fewest opponent points per game in each of the last four seasons. Before rejoining the Saints staff in 2015 for his second stint with the team, Allen served as head coach of the Oakland Raiders from 2012-14 and as defensive coordinator of the Denver Broncos in 2011. Prior to his first stint in New Orleans from 2006-10, Allen was also an assistant in Atlanta from 2002-05. Career record: 24-46.

**Background:** Earned a bachelor of business administration degree and a master's degree in kinesiology from Texas A&M, where he played safety from 1992-95 and started the final 21 games of his career. Prior to entering the NFL coaching ranks in 2002, Allen served as a graduate assistant at his alma mater from 1996-99 and as secondary coach at Tulsa from 2000-01.

**Personal:** Born Sept. 22, 1972, in Atlanta, Ga., and raised in Hurst, Texas. He and his wife Allison have a daughter, Layla, and a son, Garrison.

**ASSISTANT COACHES**

**Clancy Barone,** tight ends; born July 26, 1963; San Andreas, Calif. Offensive lineman Nevada 1983-84, Sacramento State 1985-86. No pro playing experience. College coach: American River College 1987-90, Sacramento State 1991-92, Texas A&M 1993, Eastern Illinois 1994-96, Wyoming 1997-99, Houston 2000-02, Texas State 2003. Pro coach: Atlanta Falcons 2004-06, San Diego Chargers 2007-08, Denver Broncos 2009-16, Minnesota Vikings 2017-18, Chicago Bears 2020-21. Joined Saints in 2023.

**John Benton,** offensive line; born Dec. 13, 1963; Durango, Colo. Offensive lineman Colorado State 1983-86. No pro playing experience. College coach: Colorado State 1987-90 and 1995-2003, California University (Penn.) 1990-94. Pro coach: St. Louis Rams 2004-05, Houston Texans 2006-13, Miami Dolphins 2014-15, Jacksonville Jaguars 2016, San Francisco 49ers 2017-20, New York Jets 2021-22. Joined Saints in 2024.

**Rick Dennison,** senior offensive assistant; born June 22, 1958; Kalispell, Mont. Linebacker Colorado State 1976, 1978-79. Pro linebacker Denver Broncos 1982-90. Prep coach: Suffield (Conn.) Academy 1992-94. Pro coach: Denver Broncos 1995-2009, Houston Texans 2010-13, Baltimore Ravens 2014, Denver Broncos 2015-16, Buffalo Bills 2017, New York Jets 2018, Minnesota Vikings 2019-21. Joined Saints in 2024.

**Jahri Evans,** offensive assistant; born Aug. 22, 1983; Philadelphia, Pa. Tackle Bloomsburg 2001-05. Pro guard New Orleans Saints 2006-16, Green Bay Packers 2017. No college coaching experience. Pro coach: Joined Saints in 2023.

**Derrick Foster,** running backs; born March 6, 1986; Goshen, Ala. Wide receiver Southwest Baptist 2005-10. No pro playing experience. College coach: Valdosta State 2011, Tennessee 2012, Northwestern State 2013-15, Samford 2016-17, Iowa 2018-20. Pro coach: Los Angeles Chargers 2021-23. Joined Saints in 2024.

**Phil Galiano,** assistant special teams; born Sept. 8, 1977; Norristown, Pa. Safety Shippensburg 1996-99. No pro playing experience. College coach: Dickinson 2000, New Haven 2001, Villanova 2002, Rutgers 2003-06, 2010-11 and 2014-15, Florida International 2007-09, Penn State 2017-18. Pro coach: Tampa Bay Buccaneers 2012-13, Miami Dolphins 2016. Joined Saints in 2019.

**Matt Giordano,** defensive assistant; born Oct. 16, 1982; Fresno, Calif. Defensive back Fresno City College 2001-02, California 2003-04. Pro defensive back Indianapolis Colts 2005-08, Green Bay Packers 2009, New Orleans Saints 2010, Oakland Raiders 2011-12, St. Louis Rams 2013. Prep coach: Buchanan (Calif.) High School (head coach) 2016-21. College coach: Fresno State 2022. Pro coach: Joined Saints in 2023.

**Peter Giunta,** senior defensive assistant; born Aug. 11, 1956; Salem, Mass. Running back/defensive back Northeastern 1974-77. No pro playing experience. College coach: Penn State 1981-83, Brown 1984-87, Lehigh 1988-90. Pro coach: Philadelphia Eagles 1991-94, New York Jets 1995-96, St. Louis Rams 1997-2000, Kansas City Chiefs 2001-05, New York Giants 2006-14. Joined Saints in 2016.

**Todd Grantham,** defensive line; born Sept. 13, 1966; Pulaski, Va. Guard/tackle Virginia Tech 1984-88. College coach: Virginia Tech 1990-95, Michigan State 1996-98, Georgia 2010-13, Louisville 2014-16, Mississippi State 2017, Florida 2018-21, Alabama 2022. Pro coach: Indianapolis Colts 1999-2001, Houston Texans 2002-04, Cleveland Browns 2005-07, Dallas Cowboys 2008-09. Joined Saints in 2023.

**Adam Gristick,** defensive assistant; born Feb. 15, 1992; Allentown, Pa. Linebacker Eastern Illinois 2010-14. No pro playing experience. College coach Missouri State 2015, Syracuse 2016-17, Eastern Illinois 2018-22. Pro coach: Joined Saints in 2023.

**Michael Hodges,** linebackers; born Sept. 26, 1986; San Antonio, Texas. Linebacker Texas A&M 2008-11. No pro playing experience. College coach: Fresno State 2012-13, Eastern Illinois 2014-16. Pro coach: Joined Saints in 2017.

**Andrew Janocko,** quarterbacks; born April 6, 1988; Clearfield, Pa. Quarterback Pittsburgh 2007-10. No pro playing experience. College coach: Rutgers 2011, Mercyhurst 2014. Pro coach: Tampa Bay Buccaneers 2012-13, Minnesota Vikings 2015-21, Chicago Bears 2022-23. Joined Saints in 2024.

**Klint Kubiak,** offensive coordinator; born Feb. 17, 1987; Houston, Texas. Safety Colorado State 2005-09. No pro playing experience. College coach: Texas A&M 2010-12, Kansas 2015. Pro coach: Minnesota Vikings 2013-14 and 2019-21, Denver Broncos 2016-18 and 2022, San Francisco 49ers 2023. Joined Saints in 2024.

**Mike Martinez,** assistant to the head coach; born June 10, 1997; Boise, Idaho. Attended Dordt University (Iowa). No college or pro playing experience. Pro coach: Joined Saints in 2023.

**Denarius McGhee,** assistant wide receivers; born June 12, 1991; McComb, Miss. Quarterback Montana State 2010-13. Pro quarterback Saskatchewan Roughriders (CFL) 2014. College coach: Florida Atlantic 2014, North Carolina State 2015-16, Montana State 2017-19. Pro coach: Houston Texans 2020-23. Joined Saints in 2024.

**Kevin Petry,** offensive assistant; born Sept. 30, 1991; New Orleans, La. Attended LSU. No college or pro playing experience. No college coaching experience. Pro coach: Joined Saints in 2017.

**Darren Rizzi,** assistant head coach/special teams coordinator; born July 21, 1970; Hillsdale, N.J. Tight end Rhode Island 1988-91. No pro playing experience. College coach: Rhode Island 1992, Colgate 1993, New Haven 1993-97, Northeastern 1998, New Haven (head coach) 1999-2001, Rutgers 2002-07, Rhode Island (head coach) 2008. Pro coach: Miami Dolphins 2009-18. Joined Saints in 2019.

**Marcus Robertson,** secondary; born Oct. 2, 1969; Pasadena, Calif. Defensive back Iowa State 1987-90. Pro defensive back Houston Oilers/Tennessee Titans 1991-2000, Seattle Seahawks 2001-02. Pro coach: Tennessee Titans 2007-11, Detroit Lions 2012-13, Oakland Raiders 2014-16, Denver Broncos 2017-18, Arizona Cardinals 2019-22. Joined Saints in 2023.

**Jordan Traylor,** offensive assistant; born Oct. 16, 1993; Tyler, Texas. Quarterback Texas A&M 2012-15. No pro playing experience. College coach: Texas 2016-17, Arkansas 2018. Pro coach: Joined Saints in 2021.

## NEW ORLEANS SAINTS

**Keith Williams**, wide receivers; born June 18, 1971; Lima, Ohio. Wide receiver San Diego State 1991-93. Pro wide receiver Frankfurt Galaxy (WLAFL) 1995, Saskatchewan Roughriders (CFL) 1995-96. College coach: Solano College 2000, San Jose State 2001-04, San Jose City College 2005-08, Fresno State 2009-11, Tulane 2012-13, Nebraska 2015-17. Pro coach: San Antonio Commanders (AAF) 2019, Baltimore Ravens 2021-23. Joined Saints in 2024.

**Joe Woods**, defensive coordinator; born June 25, 1970; Vandergrift, Pa. Defensive back Illinois State 1988-91. No pro playing experience. College coach: Muskingum College 1992, Eastern Michigan 1993, Northwestern State 1994, Grand Valley State 1995-96, Kent State 1997, Hofstra 1998-2000, Western Michigan 2001-03. Pro coach: Tampa Bay Buccaneers 2004-05, Minnesota Vikings 2006-13, Oakland Raiders 2014, Denver Broncos 2015-18, San Francisco 49ers 2019, Cleveland Browns 2020-22. Joined Saints in 2023.

**Brian Young**, pass rush specialist; born July 8, 1977; Lawton, Okla. Defensive tackle Texas El Paso 1996-99. Pro defensive tackle St. Louis Rams 2000-03, New Orleans Saints 2004-08. Pro coach: Joined Saints in 2009.

### RECORD HOLDERS

#### INDIVIDUAL RECORDS—CAREER

Rushing (Yds.)	Mark Ingram II, 2011-18, 2021-22	.6,500
Passing (Yds.)	Drew Brees, 2006-20	.68,010
Passing (TDs)	Drew Brees, 2006-20	.491
Receiving (No.)	Marques Colston, 2006-15	.711
Receiving (Yds.)	Marques Colston, 2006-15	.9,759
Interceptions	Dave Waymer, 1980-89	.37
Punting (Avg.)	Thomas Morstead, 2009-20	.46.5
Punt Return (Avg.)	Mel Gray, 1986-88	.13.4
Kickoff Return (Avg.)	Walt Roberts, 1967	.26.3
Field Goals	Morten Andersen, 1982-94	.302
Touchdowns (Tot.)	Alvin Kamara, 2017-23	.78
Points	Morten Andersen, 1982-94	.1,318
*Sacks	Cameron Jordan, 2011-23	.117.5

#### INDIVIDUAL RECORDS—SINGLE SEASON

Rushing (Yds.)	George Rogers, 1981	.1,674
Passing (Yds.)	Drew Brees, 2011	.5,476
Passing (TDs)	Drew Brees, 2011	.46
Receiving (No.)	Michael Thomas, 2019	**149
Receiving (Yds.)	Michael Thomas, 2019	.1,725
Interceptions	Dave Whitsell, 1967	.10
Punting (Avg.)	Thomas Morstead, 2012	.50.1
Punt Return (Avg.)	Mel Gray, 1987	.14.7
Kickoff Return (Avg.)	John Gilliam, 1967	.30.1
Field Goals	Wil Lutz, 2019	.32
Touchdowns (Tot.)	Alvin Kamara, 2020	.21
Points	John Kasay, 2011	.147
*Sacks	Pat Swilling, 1991	.17.0
	La'Roi Glover, 2000	.17.0

#### INDIVIDUAL RECORDS—SINGLE GAME

Rushing (Yds.)	George Rogers, 9-4-83	.206
Passing (Yds.)	Drew Brees, 11-19-06	.510
Passing (TDs)	Drew Brees, 11-1-15	**7
Receiving (No.)	Michael Thomas, 9-9-18	.16
Receiving (Yds.)	Michael Thomas, 11-4-18	.211
Interceptions	Tommy Myers, 9-3-78	.3
	Dave Waymer, 10-6-85	.3
	Reggie Sutton, 10-18-87	.3
	Gene Atkins, 12-22-91	.3
	Sammy Knight, 9-9-01	.3
Field Goals	Many times	.5
	Last time by Blake Grupe, 11-26-23	
Touchdowns (Tot.)	Alvin Kamara, 12-25-20	**6
Points	Alvin Kamara, 12-25-20	**36
*Sacks	Many times	.4.0
	Last time by Cameron Jordan, 11-28-19	

\*Sacks became an official statistic in 1982  
\*\*NFL Record

# NEW ORLEANS SAINTS

## 2024 VETERAN ROSTER

No.	Name	Pos.	Ht.	Wt.	Birthdate	NFL Exp.	College	Hometown	How Acq.	'23 Games/ Starts
24	Abram, Johnathan	S	5-11	205	10/25/96	6	Mississippi State	Columbia, Miss.	UFA(Sea)-23	9/3
29	Adebo, Paulson	CB	6-1	192	7/3/99	4	Stanford	Mansfield, Texas	D3-21	15/15
0	Amadi, Ugo	S	5-9	201	5/16/97	6	Oregon	Nashville, Tenn.	FA-23	17/0
90	Bressee, Bryan	DT	6-5	305	10/6/01	2	Clemson	Damascus, Md.	D1-23	17/0
4	Carr, Derek	QB	6-3	215	3/28/91	11	Fresno State	Bakersfield, Calif.	FA-23	17/17
56	Davis, Demario	LB	6-2	248	1/11/89	13	Arkansas State	Brandon, Miss.	UFA(NYJ)-18	17/17
55	Foskey, Isaiah	DE	6-5	270	10/30/00	2	Notre Dame	Concord, Calif.	D2-23	10/0
6	Gay Jr., Willie	LB	6-1	243	2/15/98	5	Mississippi State	Starkville, Miss.	UFA(KC)-24	16/15*
96	Granderson, Carl	DE	6-5	261	12/18/96	6	Wyoming	Sacramento, Calif.	FA-19	17/17
48	Gray, J.T.	DB	6-0	202	1/18/96	7	Mississippi State	Clarksdale, Miss.	FA-18	14/0
19	Grupe, Blake	K	5-7	156	11/5/98	2	Notre Dame	Sedalia, Mo.	FA-23	17/0
3	Haener, Jake	QB	6-1	200	3/10/99	2	Fresno State	Danville, Calif.	D4b-23	0/0
5	Harris, Will	DB	6-1	206	12/19/95	6	Boston College	Suwanee, Ga.	UFA(Det)-24	17/2*
15	Hedley, Lou	P	6-4	220	6/27/93	2	Miami (Fla.)	Mandurah, Australia	FA-23	17/0
95	Heflin, Jack	DT	6-3	304	3/8/98	2	Iowa	Prophetstown, Ill.	FA-23	1/0
77	Herron, Justin	T	6-5	290	11/27/95	5	Wake Forest	Silver Spring, Md.	FA-24	6/1*
7	Hill, Taysom	QB	6-2	221	8/23/90	8	Brigham Young	Pocatello, Idaho	W(GB)-17	16/7
40	Horvath, Zander	FB	6-3	230	12/10/98	2	Purdue	Mishawaka, Ind.	FA-24	0/0*
31	Howden, Jordan	DB	6-0	209	5/14/00	2	Minnesota	San Diego, Calif.	D5-23	16/7
47	Hudson, Khaleke	LB	6-0	220	12/6/97	5	Michigan	McKeesport, Pa.	UFA(Was)-24	17/8*
89	Hudson, Tommy	TE	6-5	255	2/22/97	2	Arizona State	San Jose, Calif.	FA-23	0/0*
52	Jackson, D'Marco	LB	6-1	233	7/20/98	3	Appalachian State	Spartanburg, S.C.	D5-22	17/0
27	Jean-Charles, Shemar	DB	5-10	184	6/20/98	4	Appalachian State	Miramar, Fla.	FA-23	8/0*
83	Johnson, Juwan	TE	6-4	231	9/13/96	5	Oregon	Glassboro, N.J.	FA-20	13/11
94	Jordan, Cameron	DE	6-4	287	7/10/89	14	California	Chandler, Ariz.	D1a-11	17/17
41	Kamara, Alvin	RB	5-10	215	7/25/95	8	Tennessee	Atlanta, Ga.	D3a-17	13/12
92	Kpassagnon, Tanoh	DE	6-7	289	6/14/94	8	Villanova	Ambler, Pa.	UFA(KC)-21	17/0
57	Lalos, Niko	DE	6-5	269	6/25/97	2	Dartmouth	Akron, Ohio	FA-23	0/0*
23	Lattimore, Marshon	CB	6-0	192	5/20/96	8	Ohio State	Cleveland, Ohio	D1a-17	10/10
66	Lemieux, Shane	G/C	6-4	310	5/12/97	5	Oregon	Yakima, Wash.	UFA(NYG)-24	4/1*
32	Mathieu, Tyrann	S	5-9	190	5/13/92	12	LSU	New Orleans, La.	UFA(KC)-22	17/17
78	McCoy, Erik	C/G	6-4	303	8/27/97	6	Texas A&M	Lufkin, Texas	D2-19	17/17
25	Miller, Kendre	RB	6-0	220	6/11/02	2	TCU	Mount Enterprise, Texas	D3-23	8/0
87	Moreau, Foster	TE	6-4	250	5/6/97	6	LSU	New Orleans, La.	FA-23	15/10
14	Morgan Jr., Stanley	WR	6-0	205	9/7/96	5	Nebraska	New Orleans, La.	FA-24	3/0*
12	Olave, Chris	WR	6-0	187	6/27/00	3	Ohio State	San Marcos, Calif.	D1a-22	16/11
62	Patrick, Lucas	OL	6-3	313	7/30/93	8	Duke	Brentwood, Tenn.	UFA(Chi)-24	16/15*
70	Penning, Trevor	T	6-7	325	5/15/99	3	Northern Iowa	Mason City, Iowa	D1b-22	17/5
17	Perry, A.T.	WR	6-5	205	10/26/99	2	Wake Forest	Lake Worth, Fla.	D6-23	10/3
10	Peterman, Nathan	QB	6-2	243	5/4/94	7	Pittsburgh	Jacksonville, Fla.	UFA(Chi)-24	2/0*
46	Prentice, Adam	FB	6-0	245	1/16/97	4	South Carolina	Clovis, Calif.	W(DEN)-21	13/1
71	Ramczyk, Ryan	T	6-6	314	4/22/94	8	Wisconsin	Stevens Point, Wis.	D1b-17	12/12
59	Rice, Monty	LB	6-0	233	1/8/99	4	Georgia	Huntsville, Ala.	W(Ten)-23	12/0*
26	Robinson, James	RB	5-9	219	8/9/98	4	Illinois State	Rockford, Ill.	FA-23	1/0*
51	Ruiz, Cesar	C/G	6-4	316	6/14/99	5	Michigan	Camden, N.J.	D1-20	16/16
64	Saldiveri, Nick	OL	6-6	316	8/14/00	2	Old Dominion	Monroe, N.C.	D4a-23	4/0
50	Saunders, Khalel	DT	6-0	324	8/9/96	6	Western Illinois	St. Louis, Mo.	UFA(KC)-23	17/17
45	Sewell, Nephi	LB	6-0	228	12/19/98	2	Utah	St. George, Utah	FA-22	16/0
22	Shaheed, Rashid	WR/RS	6-0	180	8/31/98	3	Weber State	San Diego, Calif.	FA-22	15/8
93	Shepherd, Nathan	DT	6-4	315	10/9/93	7	Fort Hays State	Ajax, Ontario, Canada	UFA(NYJ)-23	17/17
13	St. Brown, Equanimeous	WR	6-5	214	9/30/96	6	Notre Dame	Anaheim, Calif.	UFA(Chi)-24	7/2*
1	Taylor, Alontae	CB	6-1	199	12/3/98	3	Tennessee	Manchester, Tenn.	D2-22	17/13
98	Turner, Payton	DE	6-6	270	1/7/99	4	Houston	Houston, Texas	D1-21	2/0
74	Udoh, Olisaemeka	OL	6-6	320	2/14/97	6	Elon	Fayetteville, N.C.	UFA(Min)-24	2/1*
91	Vickers, Kendall	DT	6-3	295	5/23/95	3	Tennessee	Havelock, N.C.	FA-24	2/0*
20	Werner, Pete	LB	6-3	242	6/5/98	4	Ohio State	Indianapolis, Ind.	D2-21	16/16
21	Williams, Jamaal	RB	6-0	224	4/3/95	8	Brigham Young	Fontana, Calif.	UFA(Det)-23	13/4
11	Wilson Jr., Cedrick	WR	6-2	197	11/20/95	7	Boise State	Memphis, Tenn.	UFA(Mia)-24	15/3*
49	Wood, Zach	LS	6-3	255	1/10/93	8	Southern Methodist	Romlett, Texas	FA-17	17/0
99	Young, Chase	DE	6-5	265	4/14/99	5	Ohio State	Hyattsville, Md.	UFA(SF)-24	16/6*
67	Young, Landon	T	6-7	321	8/21/97	4	Kentucky	Lexington, Ky.	D6-21	13/4*

## NEW ORLEANS SAINTS

\* Gay played 16 games with Kansas City; Harris played 17 games with Detroit; Herron played six games with Las Vegas; Horvath last active with Los Angeles Chargers in '22; Khaleke Hudson played 17 games with Washington; Tommy Hudson last active with Tennessee in '21; Jean Charles played five games with San Francisco and three games with New Orleans; Lalos last active with New York Giants in '20; Lemieux played four games with New York Giants; Morgan played three games with Cincinnati; Patrick played 16 games with Chicago; Peterman played two games with Chicago; Rice played 12 games with Tennessee; Robinson played one game with Green Bay; St. Brown played seven games with Chicago; Udoh played two games with Minnesota; Vickers played two games with Buffalo; Wilson played 15 games with Miami; Young played seven games with Washington and nine games with San Francisco.

Players lost through unrestricted free agency (six): LB Zack Baun (PHI, 17 games); DB Lonnie Johnson Jr. (HOU, 12); T/G Andrus Peat (LV, 16); DL Malcolm Roach (DEN, 12); LB Ty Summers (JAX, 15); CB Isaac Yiadom (SF, 17).

Also played with Saints in '23—WR Lynn Bowden Jr. (15 games), WR Marquez Callaway (three), LB Ryan Connelly (two), DB Cameron Dantzler (two), T Cameron Erving (three), G Max Garcia (17), TE J.P. Holtz (one), OL James Hurst (15), RB Tony Jones Jr. (four), WR Keith Kirkwood (13), G Tommy Kraemer (three), LB Cory Littleton (one), S Marcus Maye (seven), RB Kirk Merritt (one), DT P.J. Mustipher (four), DE Kyle Phillips (five), DE Jason Pierre-Paul (one), S Daniel Sorensen (one), WR Michael Thomas (10), QB Jameis Winston (seven).

### FIRST-YEAR ROSTER

Name	Pos.	Ht.	Wt.	Birthdate	College	Hometown	How Acq.
Baugh, Tyler	DT	6-2	305	11/28/01	Minnesota	Talihina, Okla.	FA
Boyd, Christian	DT	6-2	320	2/23/00	Northern Iowa	Blue Springs, Mo.	D6
Bradford, Millard	S	5-10	191	9/24/99	TCU	Helotes, Texas	FA
Evans II, Mark (1)	OL	6-4	295	10/11/99	Arkansas-Pine Bluff	Houston, Texas	FA-23
Ezirim, Josiah	T	6-6	329	5/21/01	Eastern Kentucky	Hilliard, Ohio	D7
Ford, Jaylan	LB	6-2	240	11/28/01	Texas	Frisco, Texas	D5c
Fuaga, Taliese	T	6-6	324	4/5/02	Oregon State	Tacoma, Wash.	D1
Hayball, Matthew	P	6-0	189	3/12/97	Vanderbilt	West Adelaide, Australia	FA
Haynesworth, Sincere	C	6-1	310	4/13/01	Tulane	Pearland, Texas	FA
Hergel, Kyle	G	6-2	315	10/7/99	Boston College	Mississauga, Ontario, Canada	FA
Hicks, Faion (1)	DB	5-10	192	9/2/98	Wisconsin	Pembroke Pines, Fla.	FA-23
Holker, Dallin	TE	6-3	241	4/7/00	Colorado State	Lehi, Utah	FA
Jackson, Jermaine	WR	5-7	170	6/2/00	Idaho	San Leandro, Calif.	FA
Jacobson, Michael (1)	TE	6-7	244	4/4/97	Iowa State	Waukee, Iowa	FA-23
Jeffcoat, Trajan	DE	6-4	266	10/7/99	Arkansas	Columbia, S.C.	FA
Johnson, Lawrence	S	6-0	205	9/2/99	Southeast Missouri State	St. Louis, Mo.	FA
Kibodi, Jacob	RB	6-1	225	10/4/98	Louisiana-Lafayette	Baton Rouge, La.	FA
Latu, Nathan	DE	6-4	265	2/24/00	Oklahoma State	Holladay, Utah	FA
McKinstry, Kool-Aid	CB	5-11	199	9/30/02	Alabama	Pinson, Ala.	D2
Means, Bub	WR	6-2	215	1/10/01	Pittsburgh	Lovejoy, Ga.	D5b
Mims, Jordan (1)	RB	6-0	205	6/16/99	Fresno State	Atherton, Calif.	FA-23
Nouili, Nouri	G	6-4	315	10/31/00	Nebraska	Frankfurt, Germany	FA
Orji, Anfernee (1)	LB	6-2	230	10/6/00	Vanderbilt	Rockwall, Texas	FA-23
Payton, Rico	CB	6-0	182	11/28/99	Pittsburg State	St. Louis, Mo.	FA
Rattler, Spencer	QB	6-0	211	9/28/00	South Carolina	Phoenix, Ariz.	D5a
Sheets, Kyle	WR	6-4	220	9/24/00	Slippery Rock	Linesville, Pa.	FA
Smyth, Charlie	K	6-4	210	6/26/01	International Player Pathway Program	Newry, Ireland	FA
Stalbird, Isaiah	LB	6-1	215	7/18/00	South Dakota State	Kearney, Neb.	FA
Tipton, Mason	WR	5-11	187	9/27/00	Yale	Akron, Ohio	FA
Wright, Rejzohn (1)	DB	6-2	193	9/4/00	Oregon State	Union City, Calif.	FA-23

The term **NFL Rookie** is defined as a player who is in his first season of professional football and has not been on the roster of another professional football team for any regular-season or postseason games. A **Rookie** is designated by an "R" on NFL rosters. Players who have been active in another professional football league or players who have NFL experience, including either preseason training camp or being on an Active List or Inactive List, or on Reserve/Injured or Reserve/Physically Unable to Perform for fewer than six regular-season games, are termed **NFL First-Year Players**. An **NFL First-Year Player** is designated by a "1" on NFL rosters. Thereafter, a player is credited with an additional year of experience for each season in which he accumulates six games on the Active List or Inactive List, or on Reserve/Injured or Reserve/Physically Unable to Perform.

Log on to [www.neworleansaints.com](http://www.neworleansaints.com) for an up-to-date roster.





## National Football Conference East Division

**Quest Diagnostics Training Center**  
1925 Giants Drive  
East Rutherford, NJ 07073  
Telephone: (201) 935-8111

**Team Colors:** Blue, Red and White

## 2024 SCHEDULE

### PRESEASON

Aug. 8	Detroit	7:00 PM
Aug. 17	at Houston	1:00 PM
Aug. 24	at N.Y. Jets	7:30 PM

### REGULAR SEASON

Sep. 8	Minnesota	1:00 PM
Sep. 15	at Washington	1:00 PM
Sep. 22	at Cleveland	1:00 PM
Sep. 26	Dallas (Thu)	8:15 PM
Oct. 6	at Seattle	4:25 PM
Oct. 13	Cincinnati	8:20 PM
Oct. 20	Philadelphia	1:00 PM
Oct. 28	at Pittsburgh (Mon)	8:15 PM
Nov. 3	Washington	1:00 PM
Nov. 10	vs. Carolina (Munich)	9:30 AM BYE
Nov. 24	Tampa Bay	1:00 PM
Nov. 28	at Dallas (Thanksgiving)	4:30 PM
Dec. 8	New Orleans	1:00 PM
Dec. 15	Baltimore	1:00 PM
Dec. 22	at Atlanta	1:00 PM
TBD	Indianapolis	TBD
TBD	at Philadelphia	TBD

*\*All times ET; During the Flex Scheduling Windows, the games initially scheduled for Sunday Night Football, Monday Night Football, and Thursday Night Football are tentatively scheduled and subject to change.*

**Stadium:** MetLife Stadium  
East Rutherford, NJ 07073

**Opened:** 2010

**Capacity:** 82,500

**Playing Surface:** FieldTurf Core

### Training Camp:

Quest Diagnostics Training Center  
1925 Giants Drive  
East Rutherford, NJ 07073

## CLUB OFFICIALS

President/CEO/Board Director: John K. Mara  
Chairman of the Board/EVP: Steve Tisch  
Treasurer/Board Director: Jonathan Tisch  
Sr. Player Personnel Executive/  
Board Director: Chris Mara  
Board Director: Susan McDonnell  
Board Director: Laurie Tisch  
General Manager: Joe Schoen  
Assistant General Manager: Brandon Brown  
SVP and Chief Security Officer: Jerry Meade  
SVP and Chief Financial Officer:  
Christine Procop  
SVP of Football Operations and Strategy:  
Kevin Abrams  
SVP, Medical Services: Ronnie Barnes  
SVP and General Counsel: Rich Hernandez, Esq.  
SVP of HR & DEI: Celeste Bell  
SVP, Communications: Pat Hanlon  
SVP, Corporate Partnerships: Jessica Slenker  
SVP, Finance & Accounting: Steven Hamrahi  
SVP, Marketing & Brand Strategy: Nilay Shah  
Vice President, Community Relations: Frank Mara  
Vice President of Community and Corporate  
Relations: Allison Stangeby  
Vice President, Corporate Partnership  
Sales: Bill Smith  
Vice President, Strategy and Business  
Intelligence: Russell Scibetti  
Vice President and Executive Producer:  
Don Sperling  
Vice President, Information Technology:  
Justin Warren  
Vice President, Team Operations: Jim Phelan  
Vice President of Legal Services: Debra Agosta  
Vice President of Sales and Service:  
Kevin Frattura  
Vice President of Strategic Communications:  
Jennifer Escalante  
Vice President, Production & Events:  
Christine Baluyot  
Vice President, Premium Sales: Christie Landi  
Director of Player Personnel: Tim McDonnell  
Assistant Director of Player Personnel: Dennis Hickey  
Director of Pro Scouting: Chris Rossetti  
Assistant Director of Pro Scouting: Nick LaTesta  
Director of Football Data and Innovation:  
Tyseer Siam  
Director of Football Operations: Ed Triggs  
Senior Scout: Chris Snee  
Executive Pro Scout: Jeremiah Davis  
Pro Scouts: Corey Lockett, Marquis Pendleton  
College Scouts: Blaise Bell, Jeremy Breit,  
Hannah Burnett, Marcus Cooper, Mike  
Derice, Scott Hamel, Patrick Hanscomb,  
Justin Markus, Brendan Propphet  
Sr. Director of Football Communications:  
Dion Dargin  
Director, Team Operations: Jeff Conroy  
Director of Player Engagement: Ashley Lynn  
Director of Ticketing: Amy Matlins  
Director of Payroll and Benefits: Amanda Snyder  
Creative & Brand Director: Doug Murphy  
Director of Cinematography & Football  
Content: Michael Becton  
Creative & Photography Director: Matthew Swensen  
Assistant Head Athletic Trainer: Steve Kennelly  
Assistant Athletic Trainer: Philip Buzzerio  
Executive Director of Player Performance:  
Aaron Wellman  
Director of Strength and Conditioning:  
Frank Piraino  
Director of Performance/Assistant Strength  
and Conditioning: Sam Coad  
Director of Sports and Performance  
Nutrition: Steve Smith  
Assistant Director of Strength and  
Conditioning: Drew Wilson  
Assistant Strength and Conditioning: Mark Locher  
Director of Wellness and Clinical Services:  
Lani Lawrence, PsyD  
Director, Rehabilitation: Leigh Weiss  
Head Equipment Manager: Jackie Miles  
Assistant Equipment Managers:  
Tim Slaman, Chris Pridy  
Assistant Video Directors:  
Carmen Pizzano, Steve Venditti  
Director of Community Relations and  
Youth Football: Ethan Medley  
Director of Alumni: Joann Lamneck  
Director of IT, Applications and  
Development: Julie Glisky  
Manager of Football Administration: Charles Tisch

## COACHING HISTORY

(746-675-34)

*Records include postseason games*

1925	Bob Folwell	8-4-0
1926	Joe Alexander	8-4-1
1927-28	Earl Potteiger	15-8-3
1929-30	LeRoy Andrews*	24-5-1
1930	Benny Friedman- Steve Owen	2-0-0
1931-53	Steve Owen	153-108-17
1954-60	Jim Lee Howell	55-29-4
1961-68	Allie Sherman	57-54-4
1969-73	Alex Webster	29-40-1
1974-76	Bill Arnsparger**	7-28-0
1976-78	John McVay	14-23-0
1979-82	Ray Perkins	24-35-0
1983-90	Bill Parcells	85-52-1
1991-92	Ray Handley	14-18-0
1993-96	Dan Reeves	32-34-0
1997-2003	Jim Fassel	60-56-1
2004-15	Tom Coughlin	110-93-0
2016-17	Ben McAdoo***	13-16-0
2017	Steve Spagnuolo	1-3-0
2018-19	Pat Shurmur	9-23-0
2020-21	Joe Judge	10-23-0
2022-	Brian Daboll	16-19-1

\*Released after 15 games in 1930

\*\*Released after seven games in 1976

\*\*\*Released after 12 games in 2017

## PAID ATTENDANCE, 2023

Home 612,871      Away 590,961

Total 1,203,832

Single-game home record,

83,367 (10/29/23)

Single-season home record,

683,296 (2022)

## 2024 DRAFT CHOICES

Rd	Name	Pos	College
1	Malik Nabers	WR	LSU
2	Tyler Nubin	DB	Minnesota
3	Andru Phillips	DB	Kentucky
4	Theo Johnson	TE	Penn State
5	Tyrone Tracy	RB	Purdue
6	Darius Muasau	LB	UCLA

# NEW YORK GIANTS

## 2023 TEAM RECORD

### REGULAR SEASON (6-11)

Date	Opponent	Result
Sept. 10	DALLAS	L 0-40
Sept. 17	at Arizona	W 31-28
Sept. 21	at San Francisco	L 12-30
Oct. 2	SEATTLE	L 3-24
Oct. 8	at Miami	L 16-31
Oct. 15	at Buffalo	L 9-14
Oct. 22	WASHINGTON	W 14-7
Oct. 29	N.Y. JETS (OT)	L 10-13
Nov. 5	at Las Vegas	L 6-30
Nov. 12	at Dallas	L 17-49
Nov. 19	at Washington	W 31-19
Nov. 26	NEW ENGLAND	W 10-7
Dec. 11	GREEN BAY	W 24-22
Dec. 17	at New Orleans	L 6-24
Dec. 25	at Philadelphia	L 25-33
Dec. 31	L.A. RAMS	L 25-26
Jan. 7	PHILADELPHIA	W 27-10

### SCORE BY PERIODS

	Team	Opp.
Team	25 88 72 81 0	— 266
Opponents	92 121 95 96 3	— 407

## 2023 TEAM STATISTICS

	Team	Opp.
Total First Downs	267	352
Rushing	97	134
Passing	141	191
Penalty	29	27
3rd Down: Made/Att	75/248	80/216
3rd Down Pct.	30.2	37.0
4th Down: Made/Att	18/37	10/19
4th Down Pct.	48.6	52.6
Possession Avg.	29:27	30:33
Total Net Yards	4760	6149
Avg. Per Game	280.0	361.7
Total Plays	1057	1091
Avg. Per Play	4.5	5.6
Net Yards Rushing	1874	2251
Avg. Per Game	110.2	132.4
Total Rushes	454	475
Net Yards Passing	2886	3898
Avg. Per Game	169.8	229.3
Sacked/Yards Lost	85/465	34/259
Gross Yards	3351	4157
Att./Completions	518/338	582/371
Completion Pct.	65.3	63.7
Had Intercepted	12	18
Punts/Average	95/46.0	72/49.0
Net Punting Avg.	95/42.3	72/43.0
Penalties/Yards	89/711	99/822
Fumbles/Ball Lost	24/7	26/13
Touchdowns	29	48
Rushing	10	24
Passing	15	21
Returns	4	3

## 2023 INDIVIDUAL STATISTICS

PASSING	Att	Cmp	Yds	Cmp%	Yds/Att	TD	TD%	Int	Int%	LG	Sk/Lost	Rtng
Taylor	180	116	1341	64.4	7.45	5	2.8	3	1.7	80t	17/94	89.1
DeVito	178	114	1101	64.0	6.19	8	4.5	3	1.7	41	37/196	89.2
D. Jones	160	108	909	67.5	5.68	2	1.3	6	3.8	58	30/167	70.5
Campbell	0	0	0	---	---	0	---	0	---	---	1/8	---
Team	518	338	3351	65.3	6.47	15	2.9	12	2.3	80t	85/465	83.4
Opponents	582	371	4157	63.7	7.14	21	3.6	18	3.1	80	34/259	84.1

SCORING	TD		Tot	Ru	Rec	Rt	PAT	FG	Saf	Pts
	TD	TD								
S.Barkley	10	6	4	0	0	0	62	0	62	0
Gano	0	0	0	0	8/8	11/17	0	41	0	41
Bullock	0	0	0	0	10/10	5/6	0	25	0	25
Slayton	4	0	4	0	0	0	24	0	24	0
Crosby	0	0	0	0	6/7	5/7	0	21	0	21
Hodgins	3	0	3	0	0	0	18	0	18	0
W.Robinson	2	1	1	0	0	0	12	0	12	0
Breida	1	1	0	0	0	0	6	0	6	0
Cager	1	0	1	0	0	0	6	0	6	0
DeVito	1	1	0	0	0	0	6	0	6	0
A.Jackson	1	0	0	1	0	0	6	0	6	0
D.Jones	1	1	0	0	0	0	6	0	6	0
Olszewski	1	0	0	1	0	0	6	0	6	0
Pinnock	1	0	0	1	0	0	6	0	6	0
Shepard	1	0	0	1	0	0	6	0	6	0
Simmons	1	0	0	1	0	0	6	0	6	0
Waller	1	0	1	0	0	0	6	0	6	0
Gillan	0	0	0	0	0/0	1/1	0	3	0	3
Team	29	10	15	4	24/25	22/31	0	266	0	266
Opponents	48	24	21	3	42/46	25/32	0	407	0	407

2-Pt Conv: S.Barkley. Team 1-4. Opponents 1-2.

RUSHING	No.	Yds	Avg	LG	TD
S.Barkley	247	962	3.9	36	6
D.Jones	40	206	5.2	17	1
Slayton	38	197	5.2	31	0
DeVito	36	195	5.4	26	1
Breida	55	151	2.7	9	1
W.Robinson	9	87	9.7	32	1
Gray	17	48	2.8	12	0
Brightwell	9	19	2.1	5	0
Shepard	1	6	6.0	6	0
D.Jackson	1	2	2.0	2	0
Corbin	1	1	1.0	1	0
Team	454	1874	4.1	36	10
Opponents	475	2251	4.7	76t	24

RECEIVING	No.	Yds	Avg	LG	TD
W.Robinson	60	525	8.8	33	1
Waller	52	552	10.6	29	1
Slayton	50	770	15.4	80t	4
S.Barkley	41	280	6.8	46	4
Bellinger	25	255	10.2	26	0
Hyatt	23	373	16.2	58	0
Hodgins	21	230	11.0	24	3
Campbell	20	104	5.2	17	0
Breida	17	88	5.2	22	0
Shepard	10	57	5.7	13	1
Gray	6	22	3.7	9	0
Brightwell	5	47	9.4	18	0
Cager	4	36	9.0	10t	1
Corbin	3	12	4.0	7	0
Bredeson	1	0	0.0	0	0
Team	338	3351	9.9	80t	15
Opponents	371	4157	11.2	80	21

INTERCEPTIONS	No.	Yds	Avg	LG	TD
McKinney	3	22	7.3	18	0
Pinnock	2	123	61.5	102t	1
Okereke	2	62	31.0	55	0
Belton	2	22	11.0	20	0
Holmes	2	13	6.5	11	0
Banks	2	6	3.0	6	0
A.Jackson	1	76	76.0	76t	1
Simmons	1	54	54.0	54t	1
Flott	1	21	21.0	21	0
McFadden	1	5	5.0	5	0
McCloud	1	0	0.0	0	0
Team	18	404	22.4	102t	3
Opponents	12	233	19.4	97t	2

PUNTING	No.	Yds	Avg	Net TB	In20	LG	B	
Gillan	95	4372	46.0	42.3	4	35	74	0
Team	95	4372	46.0	42.3	4	35	74	0
Opponents	72	3525	49.0	43.0	6	27	72	0

PUNT RETURNS	Ret	FC	Yds	Avg	LG	TD
Olszewski	23	7	273	11.9	94t	1
Gray	7	5	28	4.0	14	0
Shepard	3	2	10	3.3	5	0
McCain	1	0	0	0.0	0	0
McCloud	1	0	0	0.0	0	0
A.Jackson	0	1	0	---	---	0
Slayton	0	1	0	---	---	0
Team	35	16	311	8.9	94t	1
Opponents	39	36	270	6.9	54	0

KICKOFF RETURNS	No.	Yds	Avg	LG	TD
Campbell	8	191	23.9	36	0
Gray	4	58	14.5	20	0
Cager	1	0	0.0	0	0
Team	13	249	19.2	36	0
Opponents	16	377	23.6	40	0

FIELD GOALS 1-19	20-29	30-39	40-49	50+	
Gano	0/0	2/2	3/5	3/6	3/4
Crosby	0/0	2/2	2/2	0/1	1/2
Bullock	0/0	0/0	2/2	2/3	1/1
Gillan	0/0	0/0	0/0	1/1	0/0
Team	0/0	4/4	7/9	6/11	5/7
Opponents	0/0	7/8	9/10	8/9	1/5

SACKS	No.
Thibodeaux	11.5
Ward	5.0
Lawrence	4.5
Ojulari	2.5
Okereke	2.5
Pinnock	2.0
Williams	1.5
Belton	1.0
McFadden	1.0
Simmons	1.0
Davidson	0.5
McKinney	0.5
Nunez-Roches	0.5
Team	34.0
Opponents	85.0

**2024 COACHING STAFF**

**Brian Daboll, Head Coach**

**Career:** Daboll was named Giants Head Coach on Jan. 29, 2022. Daboll joined the Bills in 2018 as coordinator under coach Sean McDermott. The previous year, he helped lead the University of Alabama to its 17th national championship as the Crimson Tide's offensive coordinator and quarterbacks coach. In 2020, Daboll was voted Associated Press NFL Assistant Coach of the Year after the Bills finished 13-3 and ended the Patriots' streak of 11 consecutive division titles. Daboll has 20 years of NFL coaching experience. He spent 11 seasons with the New England Patriots (2000-06, 2013-16) in a variety of roles and helped the franchise win five Super Bowls (XXXVI, XXXVIII, XXXIX, XLIX and LI). Daboll began his coaching career at age 24 in 2000 — Bill Belichick's first year with the team — as a defensive coaching assistant. He was promoted to wide receivers coach in 2002. Daboll left the Patriots to become the Jets' quarterbacks coach from 2007-08. He has been an offensive coordinator for the Cleveland Browns (2009-10), Miami Dolphins (2011) and Kansas City Chiefs (2012). Prior to entering the NFL, Daboll spent one year (1997) as a volunteer assistant at the College of William & Mary, where he first met McDermott, before serving two seasons (1998-99) as a graduate assistant for Nick Saban at Michigan State. Career record: 16-19-1.

**Background:** Played safety at Rochester from 1995-97. No pro playing experience. College coach: William & Mary 1997, Michigan State 1998-99, Alabama 2017. Pro coach: New England Patriots 2000-06 and 2013-16, New York Jets 2007-08, Cleveland Browns 2009-10, Miami Dolphins 2011, Kansas City Chiefs 2012, Buffalo Bills 2018-21.

**Personal:** Born April 14, 1975, in Welland, Ontario, Canada.

**ASSISTANT COACHES**

**Cam Achord**, assistant special teams; born Feb. 4, 1987; Brookhaven, Miss. No college or pro playing experience. College coach: Southern Miss 2010-12, Southwest Mississippi C.C. 2013-17. Pro coach: New England Patriots 2018-23. Joined Giants in 2024.

**Mike Adams**, assistant secondary coach; born March 24, 1981; Paterson, N.J. Safety Delaware 2001-04. Pro safety San Francisco 49ers 2004-06, Cleveland Browns 2012-13, Indianapolis Colts 2014-16, Carolina Panthers 2017-18, Houston Texans 2019. No college coaching experience. Pro coach: Chicago Bears 2021. Joined Giants in 2023.

**Angela Baker**, offensive assistant; born Nov. 19, 1992; Olean, N.Y. Attended Slippery Rock. No college playing experience. Pro quarterback/wide

receiver/safety Pittsburgh Passion (WFA) 2012-20. College coach: Redlands 2021. Pro coach: Joined Giants in 2022.

**Shane Bowen**, defensive coordinator; born Dec. 9, 1986; Pickerington, Ohio. Linebacker Georgia Tech 2006-08. No pro playing experience. College coach: Georgia Tech 2009-11, Ohio State 2012, Kennesaw State 2013-15. Pro coach: Houston Texans 2016-17, Tennessee Titans 2018-23. Joined Giants in 2024.

**Carmen Bricillo**, offensive line; born June 14, 1976; Shelocta, Pa. Center Duquesne 1995-98. No pro playing experience. College coach: Duquesne 2005, Akron 2006-08, Illinois 2009, Youngstown State 2010-18. Pro coach: New England Patriots 2019-21, Las Vegas Raiders 2022-23. Joined Giants in 2024.

**Charlie Bullen**, outside linebackers; born Sept. 28, 1984; Palatine, Ill. Quarterback Harper and St. Norbert. No pro playing experience. College coach: Iowa 2007-11, Illinois 2023. Pro coach: Miami Dolphins 2012-18, Arizona Cardinals 2019-22. Joined Giants in 2024.

**Ben Burruss**, defensive assistant; native of Sumter, S.C. No college or pro playing experience. College coach: Furman 2011-13. Pro coach: Carolina Panthers 2015-17, Arizona Cardinals 2018. Joined Giants in 2019.

**Bryan Cox**, assistant defensive line; born Feb. 17, 1968; East St. Louis, Ill. Linebacker Western Illinois 1986-91. Pro linebacker Miami Dolphins 1991-95, Chicago Bears 1996-97, New York Jets 1998-2000, New England Patriots 2001, New Orleans Saints 2002. No college coaching experience. Pro coach: New York Jets 2006-08, Cleveland Browns 2009-10, Miami Dolphins 2011, Tampa Bay Buccaneers 2012-13, Atlanta Falcons 2014-16. Joined Giants in 2022.

**Christian Daboll**, offensive assistant. Attended Penn State. No college or pro playing experience. College coach: Alabama 2019, Penn State 2020-22. Pro coach: Joined Giants in 2023.

**John Egorogwu**, inside linebackers; born May 21, 1986; Kansas City, Mo. Linebacker William Jewell 2004-07. No pro playing experience. College coach: William Jewell 2010-11, Missouri 2012-14, Vanderbilt 2021. Pro coach: Baltimore Ravens 2015-16, Buffalo Bills 2017-20. Joined Giants in 2022.

**James Ferentz**, assistant offensive line; born June 5, 1989; Iowa City, Iowa. Offensive lineman Iowa

2008-12. Pro offensive lineman Houston Texans 2014-15, Denver Broncos 2015-16, New England Patriots 2017-23. No college coaching experience. Pro coach: Joined Giants in 2024.

**Michael Gboubrial**, special teams coordinator; born Feb. 9, 1988; Torrance, Calif. Defensive end UCLA 2006-07. No pro playing experience. College coach: UCLA 2009-13, Syracuse 2014, Colorado Mesa 2015, Tarleton State 2016-17, Hawaii 2018-19, Washington State 2020. Pro coach: Detroit Lions 2017, New York Jets 2021-23. Joined Giants in 2024.

**Mike Groh**, wide receivers; born Dec. 19, 1971; Charlottesville, Va. Quarterback Virginia 1991-95. Pro quarterback Rhein Fire (WLAFL) 1997. College coach: Virginia 2001-08, Alabama 2009 and 2011-12, Louisville 2010. Pro coach: New York Jets 2000, Chicago Bears 2013-15, Los Angeles Rams 2016, Philadelphia Eagles 2017-19, Indianapolis Colts 2020-21. Joined Giants in 2022.

**Jerome Henderson**, defensive passing game coordinator/defensive backs; born Aug. 8, 1969; Portsmouth, Va. Defensive back Clemson 1987-90. Pro cornerback New England Patriots 1991-92 and 1996, Buffalo Bills 1993-94, Philadelphia Eagles 1995, New York Jets 1997-98. Pro coach: New York Jets 2007-08, Cleveland Browns 2009-11, Dallas Cowboys 2012-15, Atlanta Falcons 2016-19. Joined Giants in 2020.

**Christian Jones**, assistant quarterbacks; born Sept. 21, 1993; Houston, Texas. Wide receiver Northwestern 2011-16. No pro playing experience. College coach: Northwestern 2017, Texas 2018. Pro coach: Minnesota Vikings 2019-21. Joined Giants in 2022.

**Mike Kafka**, assistant head coach/offensive coordinator; born July 25, 1987; Chicago, Ill. Quarterback Northwestern 2006-09. Pro quarterback Philadelphia Eagles 2010-12, New England Patriots 2013, Tampa Bay Buccaneers 2014, Minnesota Vikings 2015. College coach: Northwestern 2016. Pro coach: Kansas City Chiefs 2017-21. Joined Giants in 2022.

**Tim Kelly**, tight ends; born Aug. 17, 1986; Chicago Heights, Ill. Defensive tackle Eastern Illinois 2004-07. No pro playing experience. College coach: Illinois Wesleyan 2008-09, Minnesota State-Moorhead 2010, Ball State 2011, Penn State 2012-13. Pro coach: Houston Texans 2014-21, Tennessee Titans 2022-23. Joined Giants in 2024.

## NEW YORK GIANTS

**Cade Knox**, offensive assistant/game manager; born Nov. 14, 1997; Chandler, Ariz. Quarterback/wide receiver Harvard 2016-20. No pro playing experience. No college coaching experience. Pro coach: Joined Giants in 2022.

**Zak Kuhr**, defensive assistant; native of Jacksonville, Fla. No college or pro playing experience. College coach: Edward Waters 2009-10, Ohio State 2011-12, Old Dominion 2013, James Madison 2014-15, Rutgers 2016, Texas State 2017-18, Texas 2019. Pro coach: Tennessee Titans 2020-23. Joined Giants in 2024.

**Andre Patterson**, defensive line; born June 12, 1960; Camden, Ark. Offensive lineman Contra Costa (Calif.) C.C. 1980 and Montana 1981. No pro playing experience. College coach: Montana 1982, Weber State 1988, Western Washington 1989, Cornell 1990-91, Washington State 1992-93, Cal Poly 1994-96, Nevada-Las Vegas 2008-09, Texas-El Paso 2010-12, Florida International 2013. Pro coach: New England Patriots 1997, Minnesota

Vikings 1998-99, Dallas Cowboys 2000-02, Cleveland Browns 2003-04, Denver Broncos 2005-06, Minnesota Vikings 2014-21. Joined Giants in 2022.

**Joel Thomas**, running backs; born Nov. 7, 1974; Port Angeles, Wash. Running back Idaho 1993-97. No pro playing experience. College coach: Purdue 2000-01 and 2006-08, Louisville 2002-03, Idaho 2004-05, Washington 2009-12, Arkansas 2013-14. Pro coach: New Orleans Saints 2015-23. Joined Giants in 2024.

**Stephen Thomas**, assistant special teams; native of Brooklyn, N.Y. Defensive back Buffalo 2002-07. No pro playing experience. College coach: Cortland 2007-08, Delaware 2009-10, Southern Miss 2011, Princeton 2012-14 and 2016-18. Pro coach: Philadelphia Eagles 2015, Detroit Lions 2019-22. Joined Giants in 2023.

**Shea Tierney**, offensive passing game coordinator/quarterbacks; born Oct. 19, 1986; Philadelphia, Pa. Attended North Carolina State. No college or pro playing experience. College coach: North Carolina State 2010-12, Alabama 2016-17. Pro coach: Philadelphia Eagles 2013-15, Buffalo Bills 2018-21. Joined Giants in 2022.

**Michael Treier**, safeties; born May 9, 1990; Lancaster, Pa. No college or pro playing experience. College coach: Temple 2011-12, Marshall 2013-15 and 2017-19, Tennessee-Martin 2016. Pro coach: Joined Giants in 2020.

**Laura Young**, director of coaching operations; born May 2, 1971. No college or pro playing experience. Pro coach: New York Jets 2014, Buffalo Bills 2015-21. Joined Giants in 2022.

### RECORD HOLDERS

#### INDIVIDUAL RECORDS—CAREER

Rushing (Yds.)	Tiki Barber, 1997-2006	10,449
Passing (Yds.)	Eli Manning, 2004-19	57,023
Passing (TDs)	Eli Manning, 2004-19	366
Receiving (No.)	Amani Toomer, 1996-2008	668
Receiving (Yds.)	Amani Toomer, 1996-2008	9,497
Interceptions	Emlen Tunnell, 1948-58	74
Punting (Avg.)	Steve Weatherford, 2011-14	46.3
Punt Return (Avg.)	Ward Cuff, 1941-45	12.1
Kickoff Return (Avg.)	Rocky Thompson, 1971-73	27.2
Field Goals	Pete Gogolak, 1966-74	126
Touchdowns (Tot.)	Frank Gifford, 1952-64	78
Points	Pete Gogolak, 1966-74	646
*Sacks	Michael Strahan, 1993-2007	141.5

#### INDIVIDUAL RECORDS—SINGLE SEASON

Rushing (Yds.)	Tiki Barber, 2005	1,860
Passing (Yds.)	Eli Manning, 2011	4,933
Passing (TDs)	Y.A. Tittle, 1963	36
Receiving (No.)	Steve Smith, 2009	107
Receiving (Yds.)	Victor Cruz, 2011	1,536
Interceptions	Otto Schnellbacher, 1951	11
	Jim Patton, 1958	11
Punting (Avg.)	Steve Weatherford, 2012	47.5
Punt Return (Avg.)	Merle Hapes, 1942	15.5
Kickoff Return (Avg.)	John Salscheider, 1949	31.6
Field Goals	Ali Haji-Sheikh, 1983	35
	Jay Feely, 2005	35
	John Carney, 2008	35
Touchdowns (Tot.)	Joe Morris, 1985	21
Points	Jay Feely, 2005	148
*Sacks	Michael Strahan, 2001	22.5

#### INDIVIDUAL RECORDS—SINGLE GAME

Rushing (Yds.)	Tiki Barber, 12-30-06	234
Passing (Yds.)	Phil Simms, 10-13-85	513
Passing (TDs)	Y.A. Tittle, 10-28-62	**7
Receiving (No.)	Saquon Barkley, 9-16-18	14
Receiving (Yds.)	Del Shofner, 10-28-62	269
Interceptions	Many times	3
	Last time by Terry Kinard, 9-20-87	
Field Goals	Joe Danelo, 10-18-81	6
Touchdowns (Tot.)	Ron Johnson, 10-2-72	4
	Earnest Gray, 9-7-80	4
	Rodney Hampton, 9-24-95	4
	Ron Johnson, 10-2-72	24
	Earnest Gray, 9-7-80	24
	Rodney Hampton, 9-24-95	24
	Osi Umenyiora, 9-30-07	6.0
Points		
*Sacks		

\*Sacks became an official statistic in 1982

\*\*NFL Record

+Tied for NFL Record

**2024 VETERAN ROSTER**

No.	Name	Pos.	Ht.	Wt.	Birthdate	NFL Exp.	College	Hometown	How Acq.	'23 Games/ Starts
49	Adams, Matthew	LB	6-0	230	12/12/95	7	Houston	Missouri City, Texas	FA-24	17/1*
90	Anderson, Ryder	DL	6-6	280	10/15/98	2	Indiana	Katy, Texas	FA-22	0/0
3	Banks, Deonte	CB	6-2	200	4/3/01	2	Maryland	Baltimore, Md.	D1-23	15/15
45	Basham, Boogie	OLB	6-3	274	12/16/97	4	Wake Forest	Roanoke, Va.	T(Buf)-23	13/0
43	Beavers, Darrian	ILB	6-4	255	7/5/99	3	Cincinnati	Cincinnati, Ohio	D6-22	2/0
82	Bellinger, Daniel	TE	6-6	255	9/22/00	3	San Diego State	Las Vegas, Nev.	D4-22	17/13
24	Belton, Dane	S	6-1	190	12/7/00	3	Iowa	Tampa, Fla.	D4-22	17/2
81	Boykin, Miles	WR	6-4	220	10/12/96	6	Notre Dame	New Lenox, Ill.	FA-24	17/0*
23	Brightwell, Gary	RB	6-1	220	2/28/98	4	Arizona	Chester, Pa.	D6-21	7/0
0 t	Burns, Brian	OLB	6-5	250	4/23/98	6	Florida State	Fort Lauderdale, Fla.	T(Car)-24	16/16*
83	Cager, Lawrence	TE	6-5	220	8/20/97	4	Georgia	Baltimore, Md.	FA-22	11/0
70	Cajuste, Yodny	T	6-5	310	2/21/96	5	West Virginia	Miami, Fla.	FA-23	0/0
35	Corbin, Jashaun	RB	5-11	200	8/20/00	2	Florida State	Rockledge, Fla.	FA-23	6/0
52	Coughlin, Carter	ILB	6-3	240	7/21/97	5	Minnesota	Eden Prairie, Minn.	D7-20	17/0
98	Davidson, D.J.	DL	6-5	320	9/19/99	3	Arizona State	Mesa, Ariz.	D5-22	15/2
15	DeVito, Tommy	QB	6-2	210	8/7/98	2	Illinois	Cedar Grove, N.J.	FA-23	9/6
72	Eluemunor, Jermaine	OL	6-4	330	12/13/94	8	Texas A&M	London, England	FA-24	17/14*
75	Ezeudu, Joshua	OL	6-4	310	9/19/99	3	North Carolina	Lawrenceville, Ga.	D3-22	6/5
28	Flott, Cor'Dale	CB	6-2	175	8/24/01	3	LSU	Saraland, Ala.	D3-22	14/7
6	Ford-Wheaton, Bryce	WR	6-3	220	3/9/00	2	West Virginia	Fuquay-Varina, N.C.	FA-23	0/0
49	Fox, Tomon	OLB	6-2	245	3/16/98	2	North Carolina	Lawrenceville, Ga.	FA-22	1/0
9	Gano, Graham	K	6-2	202	4/9/87	15	Florida State	Arbroath, Scotland	FA-20	8/8
6	Gillan, Jamie	P	6-1	207	7/4/97	6	Arkansas-Pine Bluff	Leonardtown, Md.	FA-22	17/17
20	Gray, Eric	RB	5-10	211	11/4/99	2	Oklahoma	Memphis, Tenn.	D5-23	13/0
37	Hawkins III, Tre	CB	6-3	195	8/1/00	2	Old Dominion	Temple, Texas	D6-23	17/3
18	Hodgins, Isaiah	WR	6-3	200	10/21/98	4	Oregon State	San Jose, Calif.	W(Buf)-22	17/9
30	Holmes, Darnay	CB	5-10	195	6/23/98	5	UCLA	Pasadena, Calif.	D4-20	16/0
96	Horne, Timmy	DL	6-4	323	10/25/97	3	Kansas State	Wadesboro, N.C.	FA-23	4/0
13	Hyatt, Jalin	WR	6-0	185	9/25/01	2	Tennessee	Irmo, S.C.	D3-23	17/7
84	Jackson, Tyree	TE	6-7	249	11/7/97	4	Buffalo	Norton Shores, Mich.	FA-23	2/1
8	Jones, Daniel	QB	6-5	230	5/27/97	6	Duke	Charlotte, N.C.	D1-19	6/6
59	Kreiter, Casey	LS	6-1	250	8/13/90	9	Iowa	DeWitt, Iowa	FA-20	17/17
97	Lawrence II, Dexter	DL	6-4	340	11/12/97	6	Clemson	Wake Forest, N.C.	D1-19	16/16
2	Lock, Drew	QB	6-4	228	11/10/96	6	Missouri	Columbia, Mo.	FA-24	4/2*
20	Long Jr., David	DB	5-11	196	2/6/98	6	Michigan	Cincinnati, Ohio	FA-24	14/2*
85	Manhertz, Chris	TE	6-6	260	4/10/92	9	Canisius	Bronx, N.Y.	FA-24	16/4*
62	Mayfield, Jalen	G	6-5	320	5/23/00	4	Michigan	Grand Rapids, Mich.	FA-23	3/0
44	McCloud, Nick	CB	6-0	193	7/9/98	4	Notre Dame	Rock Hill, S.C.	W(Buf)-22	17/3
41	McFadden, Micah	ILB	6-2	232	1/30/03	3	Indiana	Tampa, Fla.	D5-22	16/14
87	McKenzie, Isaiah	WR	5-8	173	4/9/95	9	Georgia	Miami, Fla.	FA-24	13/2*
60	McKethan, Marcus	OL	6-7	335	5/19/00	3	North Carolina	Barnwell, S.C.	D5-22	16/5
77	Miles, Joshua	T	6-5	325	1/4/96	5	Morgan State	Baltimore, Md.	FA-23	0/0
21	Mills, Jalen	S	6-0	200	4/6/94	9	Louisiana State	Dallas, Texas	FA-24	17/8
63	Morrissey, Jimmy	C	6-4	305	6/9/98	4	Pittsburgh	Huntingdon Valley, Pa.	FA-24	1/0
77	Neal, Evan	T	6-7	340	9/19/00	3	Alabama	Okeechobee, Fla.	D1-22	7/7
68	Nelson, Matt	T	6-7	315	12/19/95	5	Iowa	Cedar Rapids, Iowa	FA-24	4/3*
93	Nuñez-Roches, Rakeem	DL	6-2	305	7/3/93	10	Southern Miss	Phenix City, Ala.	FA-23	16/4
51	Ojulari, Azeez	OLB	6-3	240	6/16/00	4	Georgia	Austell, Ga.	D2-21	11/7
58	Okereke, Bobby	ILB	6-2	235	7/29/96	6	Stanford	Santa Ana, Calif.	FA-23	17/17
80	Olshewski, Gunner	WR	6-0	190	11/26/96	6	Bemidji State	Alvin, Texas	FA-23	12/0
39	Owens, Gervarius	S	6-0	200	10/14/99	2	Houston	Moore, Okla.	D7-23	3/0
99	Phillips, Jordan	DL	6-6	341	9/21/92	11	Oklahoma	Towanda, Kan.	FA-24	14/9*
27	Pinnock, Jason	S	6-0	200	6/30/99	4	Pittsburgh	Windsor, Conn.	W(NYJ)-22	16/16
95	Riley, Jordon	DT	6-5	315	5/19/98	2	Oregon	New Bern, N.C.	D7-23	8/0
33	Robinson, Aaron	CB	6-1	195	11/10/97	4	UCF	Deerfield Beach, Fla.	D3-21	0/0
17	Robinson, Wan'Dale	WR	5-8	185	1/5/01	3	Kentucky	Frankfort, Ky.	D2-22	15/8
15	Robinson, Allen	WR	6-2	220	8/24/93	11	Penn State	Detroit, Mich.	FA-24	17/17*
76	Runyan Jr., Jon	G	6-4	307	8/8/97	5	Michigan	Philadelphia, Pa.	FA-24	17/17*
65	Schlottmann, Austin	G	6-6	300	9/18/95	6	Texas Christian	Brenham, Texas	FA-24	9/3*
61	Schmitz Jr., John Michael	C	6-4	320	3/19/99	2	Minnesota	Flossmoor, Ill.	D2-23	13/13
19	Simmons, Isaiah	S/ILB	6-4	238	7/26/98	5	Clemson	Olathe, Kan.	T(Ari)-23	17/4
26	Singletary, Devin	RB	5-7	203	9/3/97	7	Florida Atlantic	Deerfield Beach, Fla.	FA-24	17/10*
86	Slayton, Darius	WR	6-1	198	1/12/97	6	Auburn	Norcross, Ga.	D5-19	17/13
64	Stinnie, Aaron	G	6-3	312	2/18/94	7	James Madison	Charlottesville, Va.	FA-24	13/11*
89	Stoll, Jack	TE	6-4	247	1/28/98	4	Nebraska	Aurora, Colo.	FA-24	17/10*
5	Thibodeaux, Kayvon	OLB	6-5	258	12/15/00	3	Oregon	South Central Los Angeles, Calif.	D1-22	17/17
78	Thomas, Andrew	T	6-5	315	1/22/99	5	Georgia	Lithonia, Ga.	D1-20	10/10
36	Thomas-Oliver III, Stanley	CB	6-0	190	6/4/98	4	Florida International	Punta Gorda, Fla.	FA-23	0/0
12	Waller, Darren	TE	6-6	238	9/13/92	8	Georgia Tech	Acworth, Ga.	T(LV)-23	12/11
48	Whitley, Benton	OLB	6-3	260	2/12/99	3	Holy Cross	Springfield, Mass.	FA-23	4/0

## NEW YORK GIANTS

\* Adams played 17 games with Cleveland; Boykin played 17 games with Pittsburgh; Burns played 16 games with Carolina; Eleumunor played 17 games with Las Vegas; Lock played four games with Seattle; Long played 14 games with Green Bay; Manhertz played 16 games with Denver; McKenzie played 13 games with Indianapolis; Nelson played four games with Detroit; Phillips played 14 games with Buffalo; Robinson played 17 games with Pittsburgh; Runyan played 17 games with Green Bay; Schlottman played nine games with Minnesota; Singletary played 17 games with Houston; Stinnie played 13 games with Tampa Bay; Stoll played 17 games with Philadelphia.

t- Giants traded for Burns (CAR).

Players lost through unrestricted free agency (10): G Shane Lemieux (NO, four games in '23); ILB Cam Brown (MIA, 16); WR Parris Campbell (PHI, 12); OLB Jihad Ward (MIN, 17); T Matt Peart (DEN, eight); G Ben Bredeson (TB, 16); DL A'Shawn Robinson (CAR, 17); QB Tyrod Taylor (NYJ, five); S Xavier McKinney (GB, 17); RB Saquon Barkley (PHI, 14).

Also played with Giants in '23—QB Matt Barkley, WR Cole Beasley, RB Matt Breida (17), K Randy Bullock (six), K Mason Crosby (three), ILB Jarrad Davis, WR Dylan Drummond, G Mark Glowinski (13), C Sean Harlow (seven), C J.C. Hassenauer, LB Justin Hollins (one), CB Adoree' Jackson (14), RB Deon Jackson (one), TE Ryan Jones, RB Taiwan Jones (two), S Bobby McCain (nine), TE Chris Myarick, CB Amani Oruwariye, T Tyre Phillips (10), G Justin Pugh (12), WR Sterling Shepard (15), TE Tommy Sweeney, DL Leonard Williams (eight), LB Oshane Ximines (three), K Cade York.

### FIRST-YEAR ROSTER

Name	Pos.	Ht.	Wt.	Birthdate	College	Hometown	How Acq.
Asante, Ayir	WR	6-0	178	2/27/01	Wyoming	Franklin Township, N.J.	FA
Chatman, Elijah	DT	6-0	278	12/5/00	Southern Methodist	Shreveport, La.	Tryout
Cota, Chase	WR	6-4	200	11/9/99	Oregon	Medord, Ore.	FA
Hayes, Kaleb	DB	5-11	194	3/19/99	BYU	San Bernardino, Calif.	FA-23
Houston, Dennis	WR	6-1	198	4/24/99	Western Illinois	San Antonio, Texas	FA-23
Jiles, John	WR	6-3	205	7/8/00	West Florida	Wake Forest, N.C.	FA
Johnson, Dyontae	ILB	6-2	230	9/28/00	Toledo	Detroit, Mich.	FA-23
Johnson, Theo	TE	6-6	259	2/26/01	Penn State	Windsor, Ontario	D4
Johnson, Alex	CB	6-0	185	10/11/00	UCLA	Carson, Calif.	FA
Johnson, Marcellus	T	6-4	307	4/1/00	Missouri	Normal, Ill.	FA
Kubas, Jake	G	6-4	308	8/13/00	North Dakota State	Dickinson, N.D.	FA
McAtamney, Jude	K	6-2	205	5/9/00	Rutgers	Derry, Ireland	FA
Miller, Dante	RB	5-9	200	5/14/99	South Carolina	Rockingham, N.C.	FA
Muasau, Darius	ILB	6-1	230	2/10/01	UCLA	Ewa Beach, Hawaii	D6
Nabers, Malik	WR	6-0	200	7/28/03	LSU	Youngsville, La.	D1
Nubin, Tyler	S	6-1	199	6/14/01	Minnesota	St. Charles, Ill.	D2
Oghoufo, Ovie	OLB	6-4	250	3/27/00	LSU	Lathrup Village, Mich.	FA
Phillips, Dru	CB	5-11	190	11/30/01	Kentucky	Mauldin, S.C.	D3
Rogers, Casey	DT	6-5	305	12/18/98	Oregon	Syracuse, N.Y.	FA
Rourke, Nathan	QB	6-1	210	5/24/98	Ohio University	Oakville, Ontario	W(NE)
Tracy, Tyrone	RB	5-11	210	11/23/99	Purdue	Indianapolis, Ind.	D5

The term **NFL Rookie** is defined as a player who is in his first season of professional football and has not been on the roster of another professional football team for any regular-season or postseason games. A **Rookie** is designated by an "R" on NFL rosters. Players who have been active in another professional football league or players who have NFL experience, including either preseason training camp or being on an Active List or Inactive List, or on Reserve/Injured or Reserve/Physically Unable to Perform for fewer than six regular-season games, are termed **NFL First-Year Players**. An **NFL First-Year Player** is designated by a "1" on NFL rosters. Thereafter, a player is credited with an additional year of experience for each season in which he accumulates six games on the Active List or Inactive List, or on Reserve/Injured or Reserve/Physically Unable to Perform.

Log on to [www.giants.com](http://www.giants.com) for an up-to-date roster.



# PHILADELPHIA EAGLES

## 2023 TEAM RECORD

### REGULAR SEASON (11-6)

Date	Opponent	Result
Sept. 10	at New England	W 25-20
Sept. 14	MINNESOTA	W 34-28
Sept. 25	at Tampa Bay	W 25-11
Oct. 1	WASHINGTON (OT)	W 34-31
Oct. 8	at L.A. Rams	W 23-14
Oct. 15	at N.Y. Jets	L 14-20
Oct. 22	MIAMI	W 31-17
Oct. 29	at Washington	W 38-31
Nov. 5	DALLAS	W 28-23
Nov. 20	at Kansas City	W 21-17
Nov. 26	BUFFALO (OT)	W 37-34
Dec. 3	SAN FRANCISCO	L 19-42
Dec. 10	at Dallas	L 13-33
Dec. 18	at Seattle	L 17-20
Dec. 25	N.Y. GIANTS	W 33-25
Dec. 31	ARIZONA	L 31-35
Jan. 7	at N.Y. Giants	L 10-27

### POSTSEASON (0-1)

Jan. 15	at Tampa Bay	L 9-32
---------	--------------	--------

### SCORE BY PERIODS

Team	97	104	103	120	9	—	433
Opponents	57	159	78	131	3	—	428

## 2023 TEAM STATISTICS

	Team	Opp.
Total First Downs	377	364
Rushing	149	111
Passing	197	222
Penalty	31	31
3rd Down: Made/Att	108/225	108/233
3rd Down Pct.	48.0	46.4
4th Down: Made/Att	19/26	19/34
4th Down Pct.	73.1	55.9
Possession Avg.	30:44	29:16
Total Net Yards	6024	6054
Avg. Per Game	354.4	356.1
Total Plays	1112	1105
Avg. Per Play	5.4	5.5
Net Yards Rushing	2190	1758
Avg. Per Game	128.8	103.4
Total Rushes	510	410
Net Yards Passing	3834	4296
Avg. Per Game	225.5	252.7
Sacked/Yards Lost	39/233	43/255
Gross Yards	4067	4551
Att./Completions	563/369	652/425
Completion Pct.	65.5	65.2
Had Intercepted	16	9
Punts/Average	52/48.8	59/47.2
Net Punting Avg.	52/43.1	59/39.1
Penalties/Yards	95/785	107/810
Fumbles/Ball Lost	22/12	22/9
Touchdowns	49	51
Rushing	22	13
Passing	24	35
Returns	3	3

## 2023 INDIVIDUAL STATISTICS

PASSING	Att	Cmp	Yds	Cmp%	Yds/Att	TD	TD%	Int	Int%	LG	Sk/Lost	Rtng
Hurts	538	352	3858	65.4	7.17	23	4.3	15	2.8	63t	36/222	89.1
Mariota	23	15	164	65.2	7.13	1	4.3	1	4.3	22	3/11	82.5
Gainwell	1	1	17	100.0	17.00	0	0.0	0	0.0	17	0/0	118.8
Mann	1	1	28	100.0	28.00	0	0.0	0	0.0	28	0/0	118.8
Team	563	369	4067	65.5	7.22	24	4.3	16	2.8	63t	39/233	89.2
Opponents	652	425	4551	65.2	6.98	35	5.4	9	1.4	69t	43/255	97.6

### TD TD TD TD

SCORING	Tot	Ru	Rec	Rt	PAT	FG	Saf	Pts
Elliott	0	0	0	0	45/46	30/32	0	135
Hurts	15	15	0	0	0	0	0	90
A. Brown	7	0	0	0	0	0	0	42
D. Smith	7	0	0	0	0	0	0	42
Swift	6	5	1	0	0	0	0	36
Goedert	3	0	0	0	0	0	0	18
Jones	3	0	0	0	0	0	0	18
Gainwell	2	2	0	0	0	0	0	12
Zaccheaus	2	0	0	0	0	0	0	14
S. Brown	1	0	0	1	0	0	0	6
Carter	1	0	0	1	0	0	0	6
Slay	1	0	0	1	0	0	0	6
Watkins	1	0	1	0	0	0	0	6
Morrow	0	0	0	0	0	0	1	2
Team	49	22	24	3	45/46	30/32	1	433
Opponents	51	13	35	3	45/45	23/26	0	428

2-Pt Conv: Gainwell. Team 1-2. Opponents 4-6.

### RUSHING

No.	Yds	Avg	LG	TD	
Swift	229	1049	4.6	43	5
Hurts	157	605	3.9	24	15
Gainwell	84	364	4.3	32	2
B. Scott	20	86	4.3	18	0
Mariota	8	52	6.5	17	0
Penny	11	33	3.0	7	0
Goedert	1	1	1.0	1	0
Team	510	2190	4.3	43	22
Opponents	410	1758	4.3	29	13

### RECEIVING

No.	Yds	Avg	LG	TD	
A. Brown	106	1456	13.7	59t	7
D. Smith	81	1066	13.2	63t	7
Goedert	59	592	10.0	49	3
Swift	39	214	5.5	20	1
Gainwell	30	183	6.1	19	0
Watkins	15	142	9.5	19	1
Jones	11	74	6.7	22t	3
Zaccheaus	10	164	16.4	34t	2
Stoll	5	38	7.6	14	0
B. Scott	4	52	13.0	27	0
Covey	4	42	10.5	22	0
Calcaterra	4	39	9.8	12	0
Penny	1	5	5.0	5	0
Team	369	4067	11.0	63t	24
Opponents	425	4551	10.7	69t	35

### INTERCEPTIONS

No.	Yds	Avg	LG	TD	
Blankenship	3	17	5.7	17	0
S. Brown	1	99	99.0	99t	1
Bradberry	1	5	5.0	5	0
Byard	1	0	0.0	0	0
Ringo	1	0	0.0	0	0
Team	9	207	23.0	99t	2
Opponents	16	187	11.7	76t	2

### PUNTING

No.	Yds	Avg	Net Bt	Ln20	LG	B		
Mann	44	2190	49.8	43.9	1	15	63	0
Siposs	8	347	43.4	38.4	0	2	54	0
Team	52	2537	48.8	43.1	1	17	63	0
Opponents	59	2784	47.2	39.1	3	24	74	0

### PUNT

RETURNS	Ret	FC	Yds	Avg	LG	TD
Covey	29	18	417	14.4	54	0
Team	29	18	417	14.4	54	0
Opponents	32	7	277	8.7	21	0

### KICKOFF

RETURNS	No.	Yds	Avg	LG	TD
B. Scott	8	170	21.3	38	0
Allen	1	17	17.0	17	0
Covey	1	30	30.0	30	0
Gainwell	1	19	19.0	19	0
Watkins	1	11	11.0	11	0
Zaccheaus	1	7	7.0	7	0
Team	13	254	19.5	38	0
Opponents	17	491	28.9	48	0

### FIELD

GOALS	1-19	20-29	30-39	40-49	50+
Elliott	0/0	9/9	7/8	7/7	7/8
Team	0/0	9/9	7/8	7/7	7/8
Opponents	0/0	5/5	4/5	8/10	6/6

### SACKS

No.	
Reddick	11.0
Sweat	6.5
Carter	6.0
Cox	5.0
Graham	3.0
Morrow	3.0
Davis	2.5
Tuipulotu	2.0
Leonard	1.0
Ringo	1.0
N. Smith	1.0
Dean	0.5
M. Williams	0.5
Team	43.0
Opponents	39.0



**2024 COACHING STAFF**

**Nick Sirianni, Head Coach**

**Pro Career:** Nick Sirianni was named head coach of the Philadelphia Eagles on Jan. 24, 2021, after having served as the Indianapolis Colts' offensive coordinator (2018-20). Prior to joining the Colts, Sirianni spent five years (2013-17) as a member of the Los Angeles/San Diego Chargers' coaching staff, including two seasons as wide receivers coach (2016-17), two seasons as quarterbacks coach (2014-15), and one season as an offensive quality control coach (2013). Sirianni broke into the NFL coaching ranks with the Kansas City Chiefs (2009-12), serving as wide receivers coach (2012) and offensive quality control coach (2009-11). Career record: 36-20.

**Background:** Was a three-year starter at wide receiver for Mount Union, winning three NCAA Division III national championships. Also played one year (2005) in the Atlantic Indoor Football League with the Canton Legends. Began coaching as defensive backs coach at Mount Union (2004-05) and wide receivers coach at Indiana University of Pennsylvania (2006-08).

**Personal:** A native of Jamestown, N.Y. His brother, Mike, is currently the head coach at Washington & Jefferson College (Washington, Pa.) and his brother, Jay, and father, Fran, are former head coaches at Southwestern Central High School in Jamestown, N.Y. He and his wife, Brett, have two sons, Jacob and Miles, and one daughter, Taylor.

**ASSISTANT COACHES**

**Roy Anderson,** cornerbacks; born Oct. 5, 1980; Tallahassee, Fla. Quarterback Howard 1998-2001. No pro playing experience. College coach: Florida A&M 2002, Florida State 2003, LSU 2004, 2019. Pro coach: Baltimore Ravens 2005-11, Indianapolis Colts 2012-15, San Francisco 49ers 2016, Chicago Bears 2017-18, Minnesota Vikings 2020-22, Seattle Seahawks 2023. Joined Eagles in 2024.

**Tyler Brown,** special teams assistant; born April 16, 1991; Marlton, N.J. No pro playing experience. College coach: Temple 2014-15, Michigan 2016-20. Pro coach: Joined Eagles in 2021.

**Michael Clay,** special teams coordinator; born Aug. 30, 1991; San Jose, Calif. Linebacker Oregon 2009-12. Pro linebacker Miami Dolphins 2013. Pro coach: Philadelphia Eagles 2014-15, San Francisco 49ers 2016-20. Rejoined Eagles in 2021.

**Eric Dickerson,** offensive quality control; born Nov. 26, 1993; Goose Creek, S.C. Offensive lineman South Carolina State 2013-16. No pro playing experience. College coach: South Carolina State 2017, Duke 2018-20. Pro coach: Joined Eagles in 2021.

**Vic Fangio,** defensive coordinator; born Aug. 22, 1958; Dunmore, Pa. No pro playing experience. College coach: North Carolina 1983, Stanford 2010. Pro coach: Philadelphia/Baltimore Stars (USFL) 1984-85, New Orleans Saints 1986-94, Indianapolis Colts 1999-2001, Houston Texans 2002-05, Baltimore Ravens 2006-09, San Francisco 49ers 2011-14, Chicago Bears 2015-18, Denver Broncos 2019-21 (head coach), Philadelphia Eagles 2022, Miami Dolphins 2023. Rejoined Eagles in 2024.

**Clint Hurtt,** senior defensive assistant/defensive line; born Nov. 7, 1978; Rochester, N.Y. Defensive tackle Miami (Fla.) 1997 and 1999-2000. No pro playing experience. College coach: Miami (Fla.) 2001-04 and 2006-09, Florida International 2005, Louisville 2010-13. Pro coach: Chicago Bears 2014-16, Seattle Seahawks 2017-23. Joined Eagles in 2024.

**Joe Kasper,** safeties; Mentor, Ohio. Safety Baldwin Wallace. No pro playing experience. College coach: John Carroll 2017, Duke 2018-20. Pro coach: Philadelphia Eagles 2021-22, Miami Dolphins 2023. Rejoined Eagles in 2024.

**Bobby King,** inside linebackers; Louisville Ky. Defensive lineman West Texas A&M. No pro playing experience. College coach: Texas-El Paso 2002-03, West Texas A&M 2005 and 2008-09, Baylor 2006-07. Pro coach: Dallas Cowboys 2010, Houston Texans 2011-13 and 2017-21, San Diego Chargers 2014-16, Tennessee Titans 2022-23. Joined Eagles in 2024.

**Jason Michael,** tight ends; born Oct. 15, 1978; Louisa, Ky. Quarterback Western Kentucky 1999-2002. No pro playing experience. College coach: Tennessee 2003-04 and 2008. Pro coach: Oakland Raiders 2005, New York Jets 2006-07, San Francisco 49ers 2009-10, San Diego Chargers 2011-13, Tennessee Titans 2014-17, Arizona Cardinals 2018, Indianapolis Colts 2019-20. Joined Eagles in 2021.

**Kellen Moore,** offensive coordinator; Prosser, Wash. Quarterback Boise State 2008-11. Pro quarterback Detroit Lions 2012-14, Dallas Cowboys 2014-17. Pro coach: Dallas Cowboys 2018-22, Los Angeles Chargers 2023. Joined Eagles in 2024.

**Aaron Moorehead,** wide receivers; born Nov. 5, 1980; Aurora, Colo. Wide receiver Illinois 1999-2002. Pro wide receiver Indianapolis Colts 2003-03. College coach: New Mexico 2009, Stanford 2010-12, Virginia Tech 2013-14, Texas A&M 2015-17, Vanderbilt 2018-19. Pro coach: Joined Eagles in 2020.

**Doug Nussmeier,** quarterbacks; Portland, Ore. Quarterback Idaho 1989-93. Pro quarterback New Orleans Saints 1994-98, Indianapolis Colts 1999, BC Lions (CFL) 2000. College coach: Michigan State 2003-05, Fresno State 2008, Washington 2009-11, Alabama 2012-13, Michigan 2014, Florida 2015-17. Pro coach: BC Lions (CFL) 2001, Ottawa Renegades (CFL) 2002, St. Louis Rams 2006-07, Dallas Cowboys 2018-22, Los Angeles Chargers 2023. Joined Eagles in 2024.

**T.J. Paganetti,** run game specialist/assistant offensive line; born Aug. 4, 1989, Bedford, Mass. Attended Oregon. No pro playing experience. College coach: Oregon 2007-12, 2015-16. Pro coach: Philadelphia Eagles 2013-14. Rejoined Eagles in 2017.

**Joe Pannunzio,** assistant special teams coordinator; born July 4, 1959; Pueblo, Colo. Quarterback Southern Colorado 1978-81. No pro playing experience. College coach: Southern Colorado 1981, Mesa College 1982-84 and 1987-90, Kansas 1985-86, TCU 1990-91, Minnesota 1992-94, Mississippi 1995-98, Auburn 1999, Murray State 2000-05, Miami (Fla.) 2006-10, Alabama 2011-14 and 2017-18. Pro coach: Philadelphia Eagles 2015-16. Rejoined Eagles in 2019.

**Christian Parker,** passing game coordinator/defensive backs; Richmond, Va. Wide receiver and cornerback Richmond 2009-12. No pro playing experience. College coach: Virginia State 2013-14, Norfolk State 2015-16, Notre Dame 2017, Texas A&M 2018. Pro coach: Green Bay Packers 2019-20, Denver Broncos 2021-23. Joined Eagles in 2024.

**Kevin Patullo,** passing game coordinator/associate head coach; born July 14, 1981; Hillsborough, N.J. Quarterback and wide receiver South Florida 1999-2002. No pro playing experience. College coach: South Florida 2003-04, Arizona 2004-06, Texas A&M 2017. Pro coach: Kansas City Chiefs 2007-08, Buffalo Bills 2010-12, Tennessee Titans 2014, New York Jets 2015-16, Indianapolis Colts 2018-20. Joined Eagles in 2021.

**Tyler Scudder,** defensive quality control; born May 6, 1986; Gettysburg, Pa. Attended West Virginia. No pro playing experience. College coach: Plymouth State (N.H.) 2009, Indiana (Pa.) 2010-12, Western Michigan 2013, Duquesne 2014-17, Iowa State 2018-20. Pro coach: Joined Eagles in 2021.

**Jemal Singleton,** running backs/assistant head coach; born Dec. 7, 1975; Incirlik, Turkey. Running back Air Force 1996-98. No pro playing experience. College coach: Air Force 2000-06, Oklahoma State 2011-14, Arkansas 2015. Pro coach: Indianapolis Colts 2016-17, Oakland Raiders 2018, Cincinnati Bengals 2019-20. Joined Eagles in 2021.

**Jeff Stoutland,** run game coordinator/offensive line; born Feb. 10, 1962; New York, N.Y. Linebacker Southern Connecticut State 1980-83. No pro playing experience. College coach: Southern Connecticut State 1984-85 and 1988-92, Syracuse 1986-87 and 1997-99, Cornell 1993-96, Michigan State 2000-06, Miami (Fla.) 2007-10, Alabama 2011-12. Pro coach: Joined Eagles in 2013.

**Kyle Valero,** offensive assistant; Fountain Valley, Calif. No pro playing experience. College coach: Florida State 2008-00. Pro coach: Detroit Lions 2010-13, Dallas Cowboys 2014-22. Joined Eagles in 2024.

**Jeremiah Washburn,** defensive ends/outside linebackers; born June 17, 1977; Shelby, N.C. Guard Arkansas 1995-99. No pro playing experience. College coach: Arkansas 2000-01. Pro coach: Carolina Panthers 2002, Baltimore Ravens 2003-08, Detroit Lions 2009-15, Miami Dolphins 2016 and 2018, Chicago Bears 2017. Joined Eagles in 2019.

# PHILADELPHIA EAGLES

**Ronell Williams**, assistant linebackers/defensive quality control; born Feb. 2, 1992; Chester, Pa. Linebacker West Chester 2010-14. No pro playing experience. College coach: Widener 2016, Temple 2017-18. Pro coach: Chicago Bears 2019-22. Joined Eagles in 2023.

**Tyler Yelk**, head coach quality control; born June 19, 1985; Arlington, Wis. Defensive back Minnesota-Duluth 2004-08. No pro playing experience. College coach: Minnesota-Duluth 2009-12, Western Illinois 2013-15, South Dakota 2016-17, Northern Illinois 2018, Temple 2019-21, Idaho 2022. Pro coach: Joined Eagles in 2023.

## RECORD HOLDERS

### INDIVIDUAL RECORDS—CAREER

Rushing (Yds.)	LeSean McCoy, 2009-14	6,792
Passing (Yds.)	Donovan McNabb, 1999-2009	32,873
Passing (TDs)	Donovan McNabb, 1999-2009	216
Receiving (No.)	Harold Carmichael, 1971-83	589
Receiving (Yds.)	Harold Carmichael, 1971-83	8,978
Interceptions	Bill Bradley, 1969-76	34
	Eric Allen, 1988-94	34
	Brian Dawkins, 1996-2008	34
Punting (Avg.)	Cameron Johnston, 2018-20	47.0
Punt Return (Avg.)	Ernie Steele, 1942-48	16.8
Kickoff Return (Avg.)	Josh Huff, 2014-16	27.7
Field Goals	David Akers, 1999-2010	294
Touchdowns (Tot.)	Harold Carmichael, 1971-83	79
Points	David Akers, 1999-2010	1,323
*Sacks	Reggie White, 1985-92	124.0

### INDIVIDUAL RECORDS—SINGLE SEASON

Rushing (Yds.)	LeSean McCoy, 2013	1,607
Passing (Yds.)	Carson Wentz, 2019	4,039
Passing (TDs)	Carson Wentz, 2017	33
Receiving (No.)	Zach Ertz, 2018	116
Receiving (Yds.)	A.J. Brown, 2022	1,496
Interceptions	Bill Bradley, 1971	11
Punting (Avg.)	Braden Mann, 2023	49.8
Punt Return (Avg.)	Steve Van Buren, 1944	15.3
Kickoff Return (Avg.)	Russ Craft, 1950	32.7
Field Goals	Caleb Sturgis, 2016	35
Touchdowns (Tot.)	LeSean McCoy, 2011	20
Points	Cody Parkey, 2014	150
*Sacks	Reggie White, 1987	21.0

### INDIVIDUAL RECORDS—SINGLE GAME

Rushing (Yds.)	LeSean McCoy, 12-8-13	217
Passing (Yds.)	Nick Foles, 12-23-18	471
Passing (TDs)	Adrian Burk, 10-17-54	**7
	Nick Foles, 11-3-13	**7
Receiving (No.)	Zach Ertz, 12-20-14	15
Receiving (Yds.)	Tommy McDonald, 12-10-61	237
Interceptions	Russ Craft, 9-24-50	**4
Field Goals	Tom Dempsey, 11-12-72	6
Touchdowns (Tot.)	Many times	4
	Last time by Brian Westbrook, 11-27-08	
Points	Bobby Walston, 10-17-54	25
*Sacks	Clyde Simmons, 9-15-91	4.5
	Hugh Douglas, 10-18-98	4.5

\*Sacks became an official statistic in 1982  
\*\*NFL record

2024 VETERAN ROSTER

No.	Name	Pos.	Ht.	Wt.	Birthdate	Exp.	NFL College	Hometown	How Acq.	'23 Games/ Starts
26	Barkley, Saquon	RB	6-0	232	2/9/97	7	Penn State	Coplay, Pa.	FA(NYG)-24	14/14*
53	Baun, Zack	LB	6-3	225	12/30/96	5	Wisconsin	Brown Deer, Wis.	FA(NO)-24	17/6*
77	Becton, Mekhi	T	6-7	363	4/18/99	5	Louisville	Highland Springs, Va.	FA(NYJ)-24	16/16*
32	Blankenship, Reed	S	6-1	203	3/2/99	3	Middle Tennessee State	Lester, Ala.	UDFA-22	10/4
59	Booker, Thomas	DT	6-3	301	11/11/99	2	Stanford	Baltimore, Md.	FA-23	0/0
24	Bradberry, James	CB	6-1	212	8/4/93	9	Samford	Pleasant Grove, Ala.	FA-22	16/16
11	Brown, A.J.	WR	6-1	226	6/30/97	6	Mississippi	Starkville, Miss.	T(Ten)-22	17/17
21	Brown, Sydney	S	5-10	211	3/21/00	2	Illinois	London, Ontario, Canada	D3b-23	14/6
42	Burks, Oren	LB	6-3	233	3/21/95	7	Vanderbilt	Lorton, Va.	FA(SF)-24	15/5*
81	Calcaterra, Grant	TE	6-4	240	12/4/98	3	Southern Methodist	Rancho Santa Margarita, Calif.	D6b-22	15/1
80	Campbell, Parris	WR	6-1	205	7/16/97	6	Ohio State	Akron, Ohio	FA(NYG)-24	12/3*
98	Carter, Jalen	DT	6-3	314	4/4/01	2	Georgia	Apopka, Fla.	D1a-23	16/1
73	Clark, Le'Raven	T	6-5	311	4/22/93	8	Texas Tech	Rockdale, Texas	FA-23	0/0
18	Covey, Britain	WR	5-8	173	3/18/97	3	Utah	Provo, Utah	UDFA-22	16/0
90	Davis, Jordan	DT	6-6	336	1/12/00	3	Georgia	Charlotte, N.C.	D1-22	17/17
350	Davis-Price, Tyrion	RB	6-1	219	10/23/00	3	LSU	Baton Rouge, La.	FA-24	1/0*
17	Dean, Nakobe	LB	5-11	231	12/13/00	3	Georgia	Horn Lake, Miss.	D3-22	5/4
69	Dickerson, Landon	G	6-6	332	9/30/98	4	Alabama	Hudson, N.C.	D2-21	16/16
4	Elliott, Jake	K	5-9	167	1/21/95	8	Memphis	La Grange, Ill.	PS(Cin)-17	16/0
14	Gainwell, Kenneth	RB	5-9	200	3/14/99	4	Memphis	Yazoo City, Miss.	D5-21	16/2
8	Gardner-Johnson, C.J.	S	5-11	208	12/20/97	6	Florida	Cocoa, Fla.	FA(Det)-24	3/2*
88	Goedert, Dallas	TE	6-5	256	1/3/95	7	South Dakota State	Britton, S.D.	D2-18	14/14
37	Goedrich, Mario	CB	6-0	186	1/12/00	2	Clemson	Lee's Summit, Mo.	UDFA-22	4/1
55	Graham, Brandon	DE	6-2	265	4/3/88	15	Michigan	Detroit, Mich.	D1-10	17/0
13	Grier, Will	QB	6-1	215	4/3/95	4	West Virginia	Davidson, N.C.	FA(LAC)-24	0/0
31	Hall, Tyler	CB	5-10	190	10/31/98	5	Wyoming	Gardena, Calif.	FA(LV)-24	11/3*
460	Harris, Jacob	WR	6-5	211	4/16/97	3	Central Florida	Palm Harbor, Fla.	FA-24	2/0*
76	Hennessy, Matt	OL	6-4	309	11/17/97	5	Temple	Bardonia, N.Y.	FA(Atl)-24	0/0*
0	Huff, Bryce	DE	6-3	254	4/17/98	5	Memphis	Mobile, Ala.	FA(NYJ)-24	17/0*
1	Hurts, Jalen	QB	6-1	223	8/7/98	5	Oklahoma	Channelview, Texas	D2-20	17/17
75	Jackson, Tarron	DE	6-2	254	6/22/98	3	Coastal Carolina	Aiken, S.C.	D6b-21	4/0
28	Jobe, Josh	CB	5-11	190	4/9/98	3	Alabama	Miami, Fla.	UDFA-22	17/3
74	Johnson, Fred	T	6-7	326	6/5/97	6	Florida	Royal Palm Beach, Fla.	FA-22	17/0
65	Johnson, Lane	T	6-6	325	5/8/90	12	Oklahoma	Groveton, Texas	D1-13	16/16
48	Johnson, Patrick	OLB	6-2	248	1/10/98	4	Tulane	Chattanooga, Tenn.	D7-21	15/0
51	Jurgens, Cam	C/G	6-3	303	8/21/99	3	Nebraska	Beatrice, Nebr.	D2-22	11/11
46d	Lewis, Terrell	OLB	6-5	262	8/25/98	4	Alabama	Washington, D.C.	FA-24	0/0
49	Lovato, Rick	LS	6-2	249	9/9/92	8	Old Dominion	Middletown, N.J.	FA-16	17/0
29	Maddox, Avonte	CB	5-9	184	3/31/96	7	Pittsburgh	Detroit, Mich.	D4a-18	4/2
68	Mailata, Jordan	T	6-8	365	3/31/97	7	---	Sydney, Australia	D7-18	17/17
10	Mann, Braden	P	5-11	198	11/24/97	5	Texas A&M	Cypress, Texas	FA-23	15/0
16	McKee, Tanner	QB	6-6	231	4/27/00	2	Stanford	Corona, Calif.	D6-23	0/0
27	McPhearson, Zech	CB	5-11	191	3/21/98	4	Texas Tech	Upper Marlboro, Md.	D4-21	0/0*
78	Mustipher, P.J.	DT	6-4	318	11/10/98	2	Penn State	Owings Mills, Md.	FA-24	4/0*
97	Ojomo, Moro	DT	6-3	292	8/15/01	2	Texas	Katy, Texas	D7-23	8/0
52	Okwara, Julian	OLB	6-4	239	12/27/97	5	Notre Dame	Charlotte, N.C.	FA-24	9/1*
85	t-Okwuegbunam, Albert	TE	6-5	258	4/25/98	5	Missouri	Springfield, Ill.	T(Den)-23	4/0
7	t-Pickett, Kenny	QB	6-3	220	6/6/98	3	Pittsburgh	Oakhurst, N.J.	T(Pit)-24	12/12*
23	Ricks, Eli	CB	6-2	188	9/26/01	2	Alabama	Rancho Cucamonga, Calif	UDFA-23	16/0
22	Ringo, Kelee	CB	6-2	207	6/27/02	2	Georgia	Tacoma, Wash.	D4-23	17/4
34	Rodgers, Isaiah	CB	5-10	176	1/7/98	4	Massachusetts	Tampa, Fla.	FA-23	0/0*
83	Ross, John	WR	5-11	190	11/27/95	6	Washington	Long Beach, Calif.	FA-24	0/0*
50	Scharping, Max	G	6-6	325	8/10/96	6	Northern Illinois	Green Bay, Wis.	FA(Cin)-24	17/0*
2	Slay, Darius	CB	6-0	190	1/1/91	12	Mississippi State	Brunswick, Ga.	T(Det)-20	12/12
47d	Smith, Brandon	LB	6-3	240	4/12/01	2	Penn State	Louisa, Va.	FA-23	2/0
6	Smith, DeVonta	WR	6-0	170	11/14/98	4	Alabama	Avante, La.	D1-21	16/16
3	Smith, Nolan	LB	6-2	238	1/18/01	2	Georgia	Savannah, Ga.	D1b-23	17/0
56	Steen, Tyler	G/T	6-6	321	6/24/00	2	Alabama	Miami, Fla.	D3a-23	11/1
19	Sweat, Josh	OLB	6-5	265	3/29/97	7	Florida State	Chesapeake, Va.	D4b-18	17/17
64	Toth, Brett	T/G	6-6	304	9/1/96	6	Army	Charleston, S.C.	W(Ari)-20	3/1*
95	Tuipulotu, Marlon	DT	6-2	307	5/31/99	4	USC	Independence, Oreg	D6a-21	14/0
87	Uzomah, C.J.	TE	6-6	262	1/14/93	10	Auburn	Suwanee, Ga.	FA-24	12/8*
57	VanSumeren, Ben	LB	6-2	231	5/5/00	2	Michigan State	Bay City, Mich.	UDFA-23	9/1
45	White, Devin	LB	6-0	237	2/17/98	6	LSU	Springhill, La.	FA(TB)-24	14/13*
93	Williams, Milton	DT	6-3	290	4/6/99	4	Louisiana Tech	Crowley, Texas	D3-21	16/10

## PHILADELPHIA EAGLES

\* Barkley played 14 games with N.Y. Giants; Baun played 17 games with New Orleans in '22; Becton played 16 games with the N.Y. Jets; Burks played 15 games with San Francisco; Campbell played 12 games with NYG; Davis-Price played one game with San Francisco; Gardner-Johnson played three games with Detroit; Hall played 11 games with Las Vegas; Harris played two games with Jacksonville; Hennessy spent the 2023 season on Injured Reserve with the Falcons; Huff played 17 games with N.Y. Jets; McPhearson spent the 2023 season on Injured Reserve with the Eagles; Mustipher played four games with New Orleans; Okwara played nine games with Detroit; Pickett played 12 games with Pittsburgh; Rodgers was suspended in '23; Ross was retired in '23; Scharping played 17 games with Cincinnati; Toth played three games with Carolina and spent time on the Eagles practice squad; Uzomah played 12 games with N.Y. Jets; White played 14 games with Tampa Bay;

t- Eagles traded for Pickett (PIT) and Okwuegbunam (DEN).

Players lost through unrestricted free agency (10): S Kevin Byard (Chi; 10 games), T Jack Driscoll (Mia; 17), QB Marcus Mariota (Was; three), LB Nicholas Morrow (Buf; 15), G Sua Opetia (TB; 17), LB Haason Reddick (NYJ; 17), TE Jack Stoll (NYG; 17), RB D'Andre Swift (Chi; 17), WR Quez Watkins (Pit; nine), WR Olamide Zaccheaus (Was; 17).

Also played with Eagles in '23—LB Shaun Bradley (0 games, Injured Reserve), LB Zach Cunningham (13), S Justin Evans (four), T Roderick Johnson (0, Injured Reserve), LB Shaquille Leonard (five), Rashaad Penny (three), Bradley Roby (nine).

### FIRST-YEAR ROSTER

Name	Pos.	Ht.	Wt.	Birthdate	College	Hometown	How Acq.
Ayedze, Gottlieb	OL	6-4	309	4/10/00	Maryland	Germantown, Md.	UDFA
Castles, McCallan	TE	6-4	250	12/3/99	Tennessee	South Lake Tahoe, Calif.	UDFA
Dankwah, Anim	OL	6-7	330	10/19/00	Howard	Brampton, Ontario, Canada	UDFA
Davis, Shaquan (1)	WR	6-5	215	2/8/00	South Carolina State	Summerville, S.C.	FA
DeJean, Cooper	DB	6-0	198	2/9/03	Iowa	Odebolt, Iowa	D2
Gamer, Mekhi (1)	CB	6-2	212	1/11/00	LSU	Mesquite, Texas	UDFA-23
Hall, Gabe	DT	6-6	295	1/12/01	Baylor	Waller, Texas	UDFA
Hunt, Jalyn	OLB	6-3	252	3/13/01	Houston Christian	DeBary, Fla.	D3
Jenkins, E.J. (1)	TE	6-6	245	11/3/98	Georgia Tech	Fredericksburg, Va.	FA
Keegan, Trevor	G	6-5	306	8/30/00	Michigan	Crystal Lake, Ill.	D5c
Kinnard, Darian (1)	G/T	6-5	322	12/29/99	Kentucky	Cleveland, Ohio	FA
McCullum, Tristin (1)	S	6-3	195	5/3/99	Sam Houston State	Galveston, Texas	FA-23
McMahon, Dylan	C/G	6-3	298	1/22/01	North Carolina State	Savannah, Ga.	D6b
Milton, Kendall	RB	6-1	232	2/10/02	Georgia	Fresno, Calif.	UDFA
Mitchell, Quinyon	CB	6-0	193	7/18/01	Toledo	Williston, Fla.	D1
Ngata, Joseph (1)	WR	6-3	217	1/9/01	Clemson	Folsom, Calif.	UDFA-23
Nichols, Lew (1)	RB	5-10	220	8/16/01	Central Michigan	Detroit, Mich.	FA-23
Poe, Jason (1)	G/C	6-1	300	7/27/98	Mercer	Fitzgerald, Ga.	FA
Sam, Andre	S	5-10	194	2/9/99	LSU	Iowa, La.	UDFA
Shiple, Will	RB	5-11	209	8/29/02	Clemson	Weddington, N.C.	D4
Smith, Ainius	WR	5-9	176	5/31/01	Texas A&M	Missouri City, Texas	D5a
Stephens, Shon	CB	5-9	180	12/15/98	Ferris State	Bakersfield, Calif.	UDFA
Trotter Jr., Jeremiah	LB	6-0	225	12/24/02	Clemson	Hainesport, N.J.	D5b
Vakalahi, Laekin	T	6-5	320	1/28/03	---	Melbourne, Australia	UDFA
Watkins, Austin (1)	WR	6-3	210	2/16/98	UAB	Fort Myers, Fla.	FA
Wilson, Johnny	WR	6-6	228	4/3/01	Florida State	Pacoima, Calif.	D6a

The term **NFL Rookie** is defined as a player who is in his first season of professional football and has not been on the roster of another professional football team for any regular-season or postseason games. A **Rookie** is designated by an "R" on NFL rosters. Players who have been active in another professional football league or players who have NFL experience, including either preseason training camp or being on an Active List or Inactive List, or on Reserve/Injured or Reserve/Physically Unable to Perform for fewer than six regular-season games, are termed **NFL First-Year Players**. An **NFL First-Year Player** is designated by a "1" on NFL rosters. Thereafter, a player is credited with an additional year of experience for each season in which he accumulates six games on the Active List or Inactive List, or on Reserve/Injured or Reserve/Physically Unable to Perform.

Log on to [www.philadelphiaeagles.com](http://www.philadelphiaeagles.com) for an up-to-date roster.



**National Football Conference  
West Division**

**4949 Marie P. DeBartolo Way  
Santa Clara, CA 95054  
Telephone: (408) 562-4949**

**Team Colors: 49ers Gold and 49ers Red**

**2024 SCHEDULE**

**PRESEASON**

Aug. 10 at Tennessee ..... 4:00 PM  
 Aug. 18 **New Orleans** ..... 5:00 PM  
 Aug. 25 at Las Vegas ..... 7:00 PM

**REGULAR SEASON**

Sep. 9 **N.Y. Jets (Mon)** ..... 5:15 PM  
 Sep. 15 at Minnesota ..... 10:00 AM  
 Sep. 22 at L.A. Rams ..... 1:25 PM  
 Sep. 29 **New England** ..... 1:05 PM  
 Oct. 6 **Arizona** ..... 1:05 PM  
 Oct. 10 at Seattle (Thu) ..... 5:15 PM  
 Oct. 20 **Kansas City** ..... 1:25 PM  
 Oct. 27 **Dallas** ..... 5:20 PM  
 BYE  
 Nov. 10 at Tampa Bay ..... 10:00 AM  
 Nov. 17 **Seattle** ..... 1:05 PM  
 Nov. 24 at Green Bay ..... 1:25 PM  
 Dec. 1 at Buffalo ..... 5:20 PM  
 Dec. 8 **Chicago** ..... 1:25 PM  
 Dec. 12 **L.A. Rams (Thu)** ..... 5:15 PM  
 Dec. 22 at Miami ..... 1:25 PM  
 Dec. 30 **Detroit (Mon)** ..... 5:15 PM  
 TBD at Arizona ..... TBD

*\*All times PT; During the Flex Scheduling Windows, the games initially scheduled for Sunday Night Football, Monday Night Football, and Thursday Night Football are tentatively scheduled and subject to change.*

**Stadium:** Levi's® Stadium  
 Santa Clara, CA 95054  
**Opened:** 2014  
**Capacity:** 68,500  
**Playing Surface:** Natural Grass

**Training Camp:**

SAP Performance Facility  
 4949 Marie P. DeBartolo Way  
 Santa Clara, CA 95054

**CLUB OFFICIALS**

**OWNERSHIP**

Co-Chairman: James DeBartolo York  
 Co-Chairman: John York  
 Chief Executive Officer: Jed York  
 Ownership: Gideon Yu  
 Ownership: Mark Wan  
 Ownership: John M. Sobrato

**MANAGEMENT**

President of Football Operations/General Manager: John Lynch  
 President: Al Guido  
 President, 49ers Enterprises & EVP of Football Operations: Parag Marathe  
 Chief People Officer: Harpreet Basran  
 Chief Investment Officer: Brano Perkovich  
 Chief Revenue Officer: Brent Schoeb  
 Chief Financial Officer: Peter Wilhelm  
 EVP & General Counsel: Jihad Beauchman  
 EVP Finance: Jeff Fong  
 EVP & General Manager, Stadium Operations: Francine Melendez Hughes  
 Executive Producer, 49ers' Cal Hi Sports Report: Robert Braunstein  
 EVP, Prity Indis  
 EVP, Head of Technology: Costa Kladianos  
 VP Sales, Service & Ticketing: Dustin Albertson  
 VP Football Technology/Video: Michael Bracken  
 VP Corporate Communications: Ellie Caple  
 VP Stadium Event Operations: Nelson Ferreira  
 VP Football Administration: Brian Hampton  
 VP People Operations: Cristina Hernandez  
 VP Corporate Partnerships: Kevin Hilton  
 VP Corporate Development: Sean Kundu  
 VP Business Strategy & Analytics: Alison Lu  
 VP Community Impact: Jenni Luke  
 VP, 49ers Enterprises: Collin Meador  
 Head of Player Health & Performance: Ben Peterson  
 VP Team Operations: Steve Risser  
 VP Football Communications: Cory Rush  
 VP & Senior Advisor to the General Manager: Keena Turner  
 VP Stadium Operations & Strategic Planning: Ryan van Maarth  
 VP Hospitality: Nick Wolfe  
 Executive Director, San Francisco 49ers Foundation: Justin Prettyman  
 Sr. Director, Partnership Sales: Ryan Connors  
 Sr. Director, Ticketing & Public Events: Brad Dugan  
 Head of Levi's Stadium Events: Emily Eskin  
 Sr. Director, Inclusion & Culture: Christina Jefferson  
 Sr. Director, Game Presentation & Live Events: Laura Johnson  
 Sr. Director, Membership Services: Brandon Lohmann  
 Sr. Director, Player Affairs & Development: Austin Moss II  
 Sr. Director, Team Operations: Michael Slap  
 Sr. Director, Accounting: Chris Steele  
 Sr. Counsel, Stadium Capital Projects: Kevin Wang  
 Director, Finance: Alex Acton  
 Director, Player Personnel: Tariq Ahmad  
 Director, People Operations: Emily Bird  
 Director, Equipment Operations: Jay Brunetti  
 Director, Video Operations: Brad Clark  
 Director, Production: Joshua Conner  
 Director, Office of the CEO: Angele Cory  
 Director, BI & CRM: Noele Crooks  
 Director, Reconditioning: Ryan Donahue  
 Director, Philanthropy & Strategic Partnerships: Austin Fleishour  
 Director, Player Personnel: RJ Gillen  
 Director, Groundskeeping: Matthew Greiner  
 Director, Facilities: Bill Howell  
 Creative Director: Aaron Llavore  
 Director, Special Events: Catherine Lentz  
 Head Athletic Trainer: Dustin Little  
 Director, Enterprise Applications: Cat Liczcano  
 Director, Photography Services: Terrell Lloyd  
 Director of Programs: Cobán López  
 Director, Business Strategy & Analytics: Mike Matczak  
 Director, Nutrition: Jordan Mazur  
 Director, Alumni Relations: Guy McIntyre  
 Director, SBL, Ticket & Public Events Finance: Pinna Patel  
 Head Strength & Conditioning: Dustin Perry  
 Director, Broadcast Partnerships: Bob Sargent  
 Director, Suite Activation: Meagan Schreiner  
 Director, SBL & Group Sales: Bennett Sexton  
 Director, Premium & Suite Sales: Carly Townsend  
 Director, Procurement: Jenti Vandertwig  
 Director, Social Media: Johnny Volk  
 Director, Football Communications: Peter Volmut  
 Director, Functional Performance: Elliott Williams  
 Director, Scouting and Football Operations: Josh Williams  
 Assistant Director, College Scouting: Justin Chabot

**COACHING HISTORY**

(624-525-14)

*Records include postseason games*

1950-54	Lawrence (Buck) Shaw	.....33-25-2
1955	Norman (Red) Strader	.....4-8-0
1956-58	Frankie Albert	.....19-17-1
1959-63	Howard (Red) Hickey*	.....27-27-1
1963-67	Jack Christiansen	.....26-38-3
1968-75	Dick Nolan	.....56-56-5
1976	Monte Clark	.....8-6-0
1977	Ken Meyer	.....5-9-0
1978	Pete McCulley**	.....1-8-0
1978	Fred O'Connor	.....1-6-0
1979-88	Bill Walsh	.....102-63-0
1989-96	George Seifert	.....108-35-1
1997-2002	Steve Mariucci	.....60-43-0
2003-04	Dennis Erickson	.....9-23-0
2005-08	Mike Nolan***	.....18-37-0
2008-10	Mike Singletary****	.....18-22-0
2010	Jim Tomsula	.....1-0-0
2011-14	Jim Harbaugh	.....49-22-1
2015	Jim Tomsula	.....5-11-0
2016	Chip Kelly	.....2-14-0
2017-	Kyle Shanahan	.....72-55-0

\* Resigned after three games in 1963  
 \*\* Released after nine games in 1978  
 \*\*\* Released after seven games in 2008  
 \*\*\*\* Released after 15 games in 2010

**PAID ATTENDANCE, 2023**

Home 558,882      Away 592,853  
 Total 1,151,735  
 Single-game home record,  
 71,816 (12/10/23)  
 Single-season home record,  
 627,551 (2022)

**2024 DRAFT CHOICES**

Rd	Name	Pos	College
1	Ricky Pearsall	WR	Florida
2	Renardo Green	CB	Florida State
3	Dominick Puni	OL	Kansas
4	Malik Mustapha	S	Wake Forest
4	Isaac Guerendo	RB	Louisville
4	Jacob Cowing	WR	Arizona
6	Jarrett Kingston	OL	Southern California
7	Tatum Bethune	LB	Florida State

# SAN FRANCISCO 49ERS

## 2023 TEAM RECORD

### REGULAR SEASON (12-5)

Date	Opponent	Result
Sept. 10	at Pittsburgh	W 30-7
Sept. 17	at L.A. Rams	W 30-23
Sept. 21	N.Y. GIANTS	W 30-12
Oct. 1	ARIZONA	W 35-16
Oct. 8	DALLAS	W 42-10
Oct. 15	at Cleveland	L 17-19
Oct. 23	at Minnesota	L 17-22
Oct. 29	CINCINNATI	L 17-31
Nov. 12	at Jacksonville	W 34-3
Nov. 19	TAMPA BAY	W 27-14
Nov. 23	at Seattle	W 31-13
Dec. 3	at Philadelphia	W 42-19
Dec. 10	SEATTLE	W 28-16
Dec. 17	at Arizona	W 45-29
Dec. 25	BALTIMORE	L 19-33
Dec. 31	at Washington	W 27-10
Jan. 7	L.A. RAMS	L 20-21

### POSTSEASON (2-1)

Jan. 20	GREEN BAY	W 24-21
Jan. 28	DETROIT	W 34-31
Feb. 11	Kansas City (SB LVIII) (OT)	L 22-25

### SCORE BY PERIODS

Team	115	152	97	127	0	—	491
Opponents	63	96	79	60	0	—	298

## 2023 TEAM STATISTICS

	Team	Opp.
Total First Downs	383	319
Rushing	147	97
Passing	207	190
Penalty	29	32
3rd Down: Made/Att	85/179	88/215
3rd Down Pct.	47.5	40.9
4th Down: Made/Att	7/13	14/28
4th Down Pct.	53.8	50.0
Possession Avg.	31:08	28:52
Total Net Yards	6773	5167
Avg. Per Game	398.4	303.9
Total Plays	1024	1038
Avg. Per Play	6.6	5.0
Net Yards Rushing	2389	1525
Avg. Per Game	140.5	89.7
Total Rushes	499	369
Net Yards Passing	4384	3642
Avg. Per Game	257.9	214.2
Sacked/Yards Lost	34/193	48/307
Gross Yards	4577	3949
Att./Completions	491/336	621/410
Completion Pct.	68.4	66.0
Had Intercepted	12	22
Punts/Average	52/47.7	62/49.2
Net Punting Avg.	52/42.7	62/43.2
Penalties/Yards	101/933	94/762
Fumbles/Ball Lost	16/6	16/6
Touchdowns	61	31
Rushing	27	10
Passing	33	20
Returns	1	1

## 2023 INDIVIDUAL STATISTICS

PASSING	Att	Cmp	Yds	Cmp%	Yds/Att	TD	TD%	Int	Int%	LG	Sk/Lost	Rtng
Purdy	444	308	4280	69.4	9.64	31	7.0	11	2.5	76t	28/153	113.0
Darnold	46	28	297	60.9	6.46	2	4.3	1	2.2	48	6/40	85.1
Samuel	1	0	0	0.0	0.00	0	0.0	0	0.0	—	0/0	39.6
Team	491	336	4577	68.4	9.32	33	6.7	12	2.4	76t	34/193	110.2
Opponents	621	410	3949	66.0	6.36	20	3.2	22	3.5	60t	48/307	79.6

SCORING	TD				PAT	FG	Saf	Pts
	Tot	Ru	Rec	Rt				
McCaffrey	21	14	7	0	0	126	0	126
Moody	0	0	0	0	60/61	21/25	0	123
Samuel	12	5	7	0	0	72	0	72
Aiyuk	7	0	7	0	0	42	0	42
Kittle	6	0	6	0	0	36	0	36
Bell	3	0	3	0	0	18	0	18
Mason	3	3	0	0	0	18	0	18
Juszczyk	2	0	2	0	0	12	0	12
E.Mitchell	2	2	0	0	0	12	0	12
Purdy	2	2	0	0	0	12	0	12
Darnold	1	1	0	0	0	6	0	6
Jennings	1	0	1	0	0	6	0	6
Ward	1	0	0	1	0	6	0	6
Team	61	27	33	1	60/61	21/25	1	491
Opponents	31	10	20	1	23/25	29/33	0	298

*2-Pt Conv: Team 0-0. Opponents 1-6.*

RUSHING	No.	Yds	Avg	LG	TD
McCaffrey	272	1459	5.4	72	14
E.Mitchell	75	281	3.7	18	2
Samuel	37	225	6.1	23t	5
Mason	40	206	5.2	26t	3
Purdy	39	144	3.7	17	2
McCloud	3	30	10.0	15	0
Davis-Price	6	21	3.5	15	0
Darnold	21	15	0.7	9	1
Juszczyk	5	6	1.2	3	0
Kittle	1	2	2.0	2	0
Team	499	2389	4.8	72	27
Opponents	369	1525	4.1	49t	10

RECEIVING	No.	Yds	Avg	LG	TD
Aiyuk	75	1342	17.9	76t	7
McCaffrey	67	564	8.4	41t	7
Kittle	65	1020	15.7	66t	6
Samuel	60	892	14.9	54t	7
Jennings	19	265	13.9	31	1
Juszczyk	14	119	8.5	22t	2
McCloud	12	135	11.3	41	0
Bell	6	68	11.3	20	3
E.Mitchell	6	14	2.3	9	0
Conley	3	69	23.0	48	0
Woerner	3	32	10.7	20	0
Mason	3	31	10.3	13	0
Snead	2	14	7.0	9	0
Dwellely	1	12	12.0	12	0
Team	336	4577	13.6	76t	33
Opponents	410	3949	9.6	60t	20

INTERCEPTIONS	No.	Yds	Avg	LG	TD
Ward	5	91	18.2	66t	1
Warner	4	63	15.8	32	0
Lenoir	3	49	16.3	28	0
Hufanga	3	48	16.0	28	0
J.Brown	2	0	0.0	0	0
Gipson	1	26	26.0	26	0
Burks	1	11	11.0	11	0
Oliver	1	3	3.0	3	0
Thomas	1	2	2.0	2	0
Hawkins	1	0	0.0	0	0
Greenlaw	0	16	—	16	0
Team	22	309	14.0	66t	1
Opponents	12	111	9.3	22	1

PUNTING	No.	Yds	Avg	Net TB	In20	LG B		
Wisnowsky	52	2480	47.7	42.7	2	26	67	0
Team	52	2480	47.7	42.7	2	26	67	0
Opponents	62	3049	49.2	43.2	5	20	72	0

PUNT RETURNS	Ret	FC	Yds	Avg	LG	TD
McCloud	24	9	203	8.5	19	0
Bell	10	4	70	7.0	17	0
Team	34	13	273	8.0	19	0
Opponents	22	13	220	10.0	51	0

### KICKOFF

RETURNS	No.	Yds	Avg	LG	TD
McCloud	10	225	22.5	34	0
Samuel	6	154	25.7	34	0
Mason	2	40	20.0	28	0
Bell	1	0	0.0	0	0
Juszczyk	1	18	18.0	18	0
Team	20	437	21.9	34	0
Opponents	32	746	23.3	66	0

FIELD GOALS	1-19	20-29	30-39	40-49	50+
Moody	0/0	7/7	8/9	4/6	2/3
Team	0/0	7/7	8/9	4/6	2/3
Opponents	0/0	8/8	5/5	9/10	7/10

### SACKS

	No.
Bosa	10.5
Hargrave	7.0
Armstead	5.0
Ferrell	3.5
Kinlaw	3.5
Jackson	3.0
Warner	2.5
Gregory	2.5
Young	2.5
Givens	1.5
Greenlaw	1.5
Beal	1.0
Burks	1.0
K.Davis	1.0
Gipson	1.0
Hyder	1.0
Team	48.0
Opponents	34.0

**2024 COACHING STAFF**

**Kyle Shanahan, Head Coach**

**Pro Career:** Kyle Shanahan became the 20th head coach in franchise history on Feb. 6, 2017, after spending the prior two seasons as offensive coordinator of the Atlanta Falcons. He has 20 seasons of coaching experience at the NFL level, including nine seasons as an offensive coordinator for the Atlanta Falcons (2015-16), Cleveland Browns (2014), Washington Redskins (2010-13) and Houston Texans (2008-09). In six of his nine seasons as an offensive coordinator (2008-09, 2012-13 and 2015-16), and four as head coach of the 49ers (2019, 2021-23), Shanahan has directed an offense that ranked in the top 10 in the NFL in yards gained. In 2019, Shanahan led the 49ers to Super Bowl LIV in his third season with the team, winning Coach of the Year honors from the *Sporting News* and NFC Coach of the Year from the Committee of 101. Shanahan has since guided the team to consecutive NFC West division titles (2022-23) and three consecutive NFC Championship Game appearances (2021-23). In 2023, Shanahan led the 49ers to a 12-5 record, their eighth NFC Championship victory and an appearance in Super Bowl LVIII. He became the second head coach in NFL history to reach the conference championship game in each of his first four playoff appearances as a head coach. Career record: 72-55.

**Background:** Wide receiver at Duke 1998-99 and Texas 2001-02. Coached at UCLA (2003), and in the NFL with the Tampa Bay Buccaneers (2004-05), Houston Texans (2006-09), Washington Redskins (2010-13), Cleveland Browns (2014) and Atlanta Falcons (2015-16).

**Personal:** Born Dec. 14, 1979; Minneapolis, Minn.

**ASSISTANT COACHES**

**Cameron Brown,** defensive quality control; born May 27, 1997; Westlake, Ohio. Defensive end Case Western 2016-18. No pro playing experience. College coach: Case Western 2021-22. Pro coach: Joined 49ers in 2023.

**Daniel Bullocks,** defensive backs; born Feb. 28, 1983; Chattanooga, Tenn. Safety Nebraska 2001-05. Pro safety Detroit Lions 2006-09. College coach: Northern Iowa 2012-14, Eastern Michigan 2015-16. Pro coach: Jacksonville Jaguars 2016. Joined 49ers in 2017.

**Cameron Clemmons,** assistant offensive line; born Aug. 3, 1992; Mt. Juliet, Tenn. Offensive lineman Western Kentucky 2010-14. No pro playing experience. College coach: Eastern Kentucky 2015, Tennessee 2016-19. Pro coach: Las Vegas Raiders 2020-23. Joined 49ers in 2024.

**James Cregg,** assistant offensive line; born Aug. 18, 1973; Syracuse, N.Y. Offensive lineman Colorado State 1992-95. No pro playing experience. College coach: Colorado State 1996-99, Colgate 2000-03, Idaho 2004-06, Tennessee 2009, Southern California 2010-13, LSU 2018-20. Pro coach: Oakland Raiders 2007-08, Denver Broncos 2014-16, Los Angeles Chargers 2017. Joined 49ers in 2022.

**Brian Fleury,** tight ends; born Jan. 22, 1980; Germantown, Md. Quarterback Towson 1999-2002. No pro playing experience. College coach: Maryland 2003-04, Sacred Heart 2005-08, Towson 2009-12. Pro coach: Buffalo Bills 2013, Cleveland Browns 2014-15, Miami Dolphins 2016-18. Joined 49ers in 2019.

**Chris Foerster,** offensive line/run game coordinator; born Oct. 12, 1961; Milwaukee, Wis. Center Colorado State 1979-82. No pro playing experience. College coach: Colorado State 1983-87, Stanford 1988-91, Minnesota 1992. Pro coach: Minnesota Vikings 1993-95, Tampa Bay Buccaneers 1996-2001, Indianapolis Colts 2002-03, Miami Dolphins 2004 and 2016-17, Baltimore Ravens 2005-07, San Francisco 49ers 2008-09 and 2015, Washington Redskins 2010-14. Rejoined 49ers in 2020.

**Joe Graves,** assistant offensive line; born Jan. 18, 1994; Toledo, Ohio. Offensive lineman Southeastern Louisiana 2012-15. No pro playing experience. College coach: Southeastern Louisiana 2016-17, Louisiana Monroe 2018-20, Georgia Southern 2021. Pro coach: Joined 49ers in 2022.

**Brian Griese,** quarterbacks; born March 18, 1975; Miami, Fla. Quarterback Michigan 1993-97. Pro quarterback Denver Broncos 1998-2002, Miami Dolphins 2003, Tampa Bay Buccaneers 2004-05 and 2008, Chicago Bears 2006-07. Pro coach: Joined 49ers in 2022.

**Leonard Hankerson,** wide receivers; born Jan. 30, 1989; Fort Lauderdale, Fla. Wide receiver Miami (Fla.) 2007-10. Pro wide receiver Washington Redskins 2011-14, Atlanta Falcons 2015, Buffalo Bills 2015, New England Patriots 2015. College coach: Massachusetts 2017-18, Stephen F. Austin 2019-20. Pro coach: Joined 49ers in 2021.

**Matthew Harper,** assistant special teams; born Nov. 26, 1984; Secaucus, N.J. Safety City College of San Francisco 2004-05, Oregon 2006-07. No pro playing experience. College coach: City College of San Francisco 2008, Oregon 2009-12. Pro coach: Philadelphia Eagles 2013-20. Joined 49ers in 2021.

**Andrew Hayes-Stoker,** assistant defensive backs; born Jan. 9, 1979; Arlington, Texas. Running back TCU 1999-2002. No pro playing experience. College coach: Texas A&M 2005, Florida International 2013, Illinois 2016-20. Pro coach: Chicago Bears 2006-12, Tampa Bay Buccaneers 2014-15. Joined 49ers in 2021.

**Jordan Hogan,** offensive assistant; born April 19, 1991. Wide Receiver at New York, Brockport. No pro playing experience. College coach: Buffalo State 2013-17, Cornell 2017-20, Buffalo 2022, Colgate 2022. Pro coach: Buffalo Bills 2016, Indianapolis Colts 2017, Baltimore Ravens 2019, Arizona Cardinals 2020-22. Joined the 49ers in 2023.

**Johnny Holland,** linebackers; born March 11, 1965; Bellville, Texas. Linebacker Texas A&M 1983-86. Pro linebacker Green Bay Packers 1987-93. Pro coach: Green Bay Packers 1995-99, Seattle Seahawks 2000-02, Detroit Lions 2003-05, Houston Texans 2006-10, Virginia Destroyers (UFL) 2011, Oakland Raiders 2012, Saskatchewan Roughriders (CFL) 2013, British Columbia Lions (CFL) 2014-15, Cleveland Browns 2016. Joined 49ers in 2017.

**Kris Kocurek,** defensive line; born Nov. 15, 1978; Rockdale, Texas. Defensive tackle Texas Tech 1997-2000. Pro defensive tackle Tennessee Titans 2001-02. College coach: Texas Tech 2003, Texas A&M-Kingsville 2004-05, Texas A&M-Commerce 2006, West Texas A&M 2007, Stephen F. Austin 2008. Pro coach: Detroit Lions 2009-17, Miami Dolphins 2018. Joined 49ers in 2019.

**Klay Kubiak,** offensive passing game specialist; born Oct. 10, 1988; Houston, Texas. Quarterback Colorado State 2007-10. No pro playing experience. No college coaching experience. Pro coach: Joined 49ers in 2021.

**Mick Lombardi,** senior offensive assistant; born Oct. 1, 1988; Ocean City, N.J. Attended Fordham. No college or pro playing experience. College coach: Fordham 2009-10. Pro coach: New England Patriots 2011-12 and 2019-21, San Francisco 49ers 2013-16, New York Jets 2017-18, Las Vegas Raiders 2022-23. Rejoined 49ers in 2024.

**August Mangin,** special teams quality control/game management specialist; born Jan. 6, 1987; Lewisville, Texas. Fullback LSU 2005-09. No pro playing experience. College coach: Northwestern State 2011 and 2014-17, Alabama 2018, LSU 2012-13 and 2019-20. Pro coach: Joined 49ers in 2021.

**Miguel Reveles,** offensive assistant; born July 25, 1984. No college or pro playing experience. College coach: California Berkeley 2017-18, Arizona 2013-17, La Verne 2018-22. Pro coach: New York Jets 2013, Carolina Panthers 2014, Los Angeles Chargers 2019, Tennessee Titans 2021. Joined 49ers in 2022.

## SAN FRANCISCO 49ERS

**Asauni Rufus**, offensive quality control; born Dec. 12, 1995; Bakersfield, Calif. Defensive back Nevada 2014-18. No pro playing experience. College coach: Notre Dame 2019-20, Vanderbilt 2021. Pro coach: Joined 49ers in 2022.

**Brian Schneider**, special teams coordinator; born May 16, 1971; San Diego, Calif. Linebacker Colorado State 1989-93. No pro playing experience. College coach: Colorado State 1994-2002, UCLA 2003-05, Iowa State 2006, Air Force 2007, Southern California 2009. Pro coach: Oakland Raiders 2007-08, Seattle Seahawks 2010-20. Joined 49ers in 2022.

**Deuce Schwartz**, offensive quality control; born Dec. 28, 1993; Englewood, N.J. Quarterback Union 2012. No pro playing experience. College coach: Georgia 2020, Missouri 2021. Pro coach: Buffalo Bills 2015-16, New Orleans Saints 2017-18, Cleveland Browns 2019. Joined 49ers in 2022.

**Nick Sorensen**, defensive coordinator; born July 31, 1978; Winter Haven, Fla. Safety Virginia Tech 1997-2000. Pro safety St. Louis Rams 2001-02, Jacksonville Jaguars 2003-06, Cleveland Browns 2007-10. College coach: Youngstown State 2012. Pro coach: Seattle Seahawks 2013-20, Jacksonville Jaguars 2021. Joined 49ers in 2022.

**Brandon Staley**, assistant head coach/defense; born Dec. 10, 1982; Perry, Ohio. Quarterback Dayton 2001-04 and Mercyhurst 2005. No pro playing experience. College coach: Northern Illinois 2006-08, St. Thomas 2009, Hutchinson (Kan.) 2010-11, Tennessee 2012, John Carroll 2013 and 2015-16, James Madison 2014. Pro coach: Chicago Bears 2017-18, Denver Broncos 2019, Los Angeles Rams 2020, Los Angeles Chargers 2021-23 (head coach). Joined 49ers in 2024.

**Robert Turner Jr.**, running backs; born May 6, 1949; East Chicago, Ind. Defensive back Indiana State 1968-71. No pro playing experience. College coach: Indiana State 1975-82, Fresno State 1983-88, Ohio State 1989-90, Purdue 1991-94. Pro coach: Denver Broncos 1995-2009, Washington Redskins 2010-13, Atlanta Falcons 2015-16. Joined 49ers in 2017.

**Jacob Webster**, defensive quality control; born Jan. 27, 1998; Nashville, Ten. Tight end Tennessee-Chattanooga. No pro playing experience. College coach: Missouri 2021, Wisconsin 2022. Pro coach: Joined 49ers in 2023.

**K.J. Wright**, defensive quality control; born July 23, 1989; Memphis, Tenn. Linebacker Mississippi State 2007-09. Pro linebacker Seattle Seahawks 2011-20 and Las Vegas Raiders 2021-22. No college coaching experience. Pro coach: Joined 49ers in 2024.

### RECORD HOLDERS

#### INDIVIDUAL RECORDS—CAREER

Rushing (Yds.)	Frank Gore, 2005-14	11,073
Passing (Yds.)	Joe Montana, 1979-92	35,124
Passing (TDs)	Joe Montana, 1979-92	244
Receiving (No.)	Jerry Rice, 1985-2000	1,281
Receiving (Yds.)	Jerry Rice, 1985-2000	19,247
Interceptions	Ronnie Lott, 1981-90	51
Punting (Avg.)	Andy Lee, 2004-14	46.2
Punt Return (Avg.)	Ted Ginn Jr., 2010-12	11.8
Kickoff Return (Avg.)	Abe Woodson, 1958-64	29.4
Field Goals	Ray Wersching, 1977-87	190
Touchdowns (Tot.)	Jerry Rice, 1985-2000	187
Points	Jerry Rice, 1985-2000	1,130
*Sacks	Bryant Young, 1994-2007	89.5

#### INDIVIDUAL RECORDS—SINGLE SEASON

Rushing (Yds.)	Frank Gore, 2006	1,695
Passing (Yds.)	Brock Purdy, 2023	4,280
Passing (TDs)	Steve Young, 1998	36
Receiving (No.)	Jerry Rice, 1995	122
Receiving (Yds.)	Jerry Rice, 1995	1,848
Interceptions	Dave Baker, 1960	10
	Ronnie Lott, 1986	10
Punting (Avg.)	Andy Lee, 2011	50.9
Punt Return (Avg.)	Jimmy Williams, 2002	16.8
Kickoff Return (Avg.)	Joe Arenas, 1953	34.4
Field Goals	David Akers, 2011	**44
Touchdowns (Tot.)	Jerry Rice, 1987	23
Points	David Akers, 2011	166
*Sacks	Aldon Smith, 2012	19.5

#### INDIVIDUAL RECORDS—SINGLE GAME

Rushing (Yds.)	Frank Gore, 11-19-06	212
Passing (Yds.)	Joe Montana, 10-14-90	476
Passing (TDs)	Joe Montana, 10-14-90	6
Receiving (No.)	Terrell Owens, 12-17-00	20
Receiving (Yds.)	Jerry Rice, 12-18-95	289
Interceptions	Dave Baker, 12-4-60	**4
Field Goals	Ray Wersching, 10-16-83	6
	Jeff Wilkins, 9-29-96	6
	Robbie Gould, 12-17-17	6
Touchdowns (Tot.)	Jerry Rice, 10-14-90	5
Points	Jerry Rice, 10-14-90	30
*Sacks	Fred Dean, 11-13-83	6.0

\*Sacks became an official statistic in 1982

\*\*Tied NFL Record



**2024 VETERAN ROSTER**

No.	Name	Pos.	Ht.	Wt.	Birthdate	NFL Exp.	College	Hometown	How Acq.	'23 Games/ Starts
11	Aiyuk, Brandon	WR	6-0	200	3/17/98	5	Arizona State	Reno, Nev.	D1B-20	16/16
17	Allen, Brandon	QB	6-2	209	9/5/92	8	Arkansas	Fayetteville, Ark.	FA-23	0/0
65	Banks, Aaron	OL	6-5	325	9/3/97	4	Notre Dame	El Cerrito, Calif.	D2-21	15/14
58	Barrett, Alex	DL	6-2	250	3/6/94	2	San Diego State	Mesa, Ariz.	FA-19	0*
78	Bartch, Ben	OL	6-6	315	7/22/98	5	Ohio State	Fort Lauderdale, Fla.	FA-23	5/0
51	Beal Jr., Robert	DL	6-4	250	8/18/99	2	Georgia	Duluth, Ga.	D5B-23	4/0
10	Bell, Ronnie	WR	6-0	190	1/28/00	2	Michigan	Kansas City, Mo.	D7B-23	17/0
97	Bosa, Nick	DL	6-4	266	10/23/97	6	Ohio State	Fort Lauderdale, Fla.	D1-19	17/17
64	Brendel, Jake	OL	6-4	299	9/10/92	7	UCLA	Plano, Texas	FA-20	17/17
27	Brown, J'Ayir	S	5-11	202	1/25/00	2	Penn State	Trenton, N.J.	D3A-23	15/5
60	Brown, Shakel	DL	6-3	295	12/4/98	2	Troy	Tallahassee, Fla.	FA-24	0*
40	Bryant, Austin	DL	6-5	250	11/12/96	5	Clemson	Thomasville, Ga.	UFA(Det)-23	2/0*
74	Burford, Spencer	OL	6-4	300	7/19/00	3	Texas-San Antonio	San Antonio, Texas	D4-22	13/12
59	Campbell, DeVondre	LB	6-4	232	7/1/93	9	Minnesota	Fort Myers, Fla.	UFA(GB)-24	11/11*
99	Collins, Maliek	DL	6-2	310	4/8/95	9	Nebraska	Kansas City, Mo.	T(Hou)-24	16/16*
18	Conley, Chris	WR	6-3	205	10/25/92	10	Georgia	Dallas, Ga.	UFA(Ten)-22	8/0*
93	Davis, Kalia	DL	6-2	310	10/2/98	3	Central Florida	Pensacola, Fla.	D6B-22	3/0
5	Dobbs, Joshua	QB	6-3	220	1/26/95	8	Tennessee	Alpharetta, Ga.	UFA(Min)-24	13/12*
92	Elliott, Jordan	DL	6-4	303	11/23/97	5	Missouri	Houston, Texas	UFA(Cle)-24	17/14*
55	Feliciano, Jon	OL	6-4	325	2/10/92	10	Miami	Davie, Fla.	UFA(NYG)-23	16/7
45	Flannigan-Fowles, Demetrius	LB	6-2	210	9/4/96	5	Arizona	Tucson, Ariz.	FA-19	16/1
56	Floyd, Leonard	DL	6-3	240	9/8/92	9	Georgia	Eastman, Ga.	UFA(Buf)-24	17/16*
90	Givens, Kevin	DL	6-1	285	3/1/97	5	Penn State	Newark, N.J.	FA-19	17/1
50	Graham, Jalen	LB	6-3	220	1/11/00	2	Purdue	Detroit, Mich.	D7C-23	4/0
6	Gray, Danny	WR	6-0	200	4/1/99	3	Southern Methodist	Dallas, Texas	D3B-22	0*
57	Greenlaw, Dre	LB	6-0	230	5/25/97	6	Arkansas	Fayetteville, Ark.	D5-19	15/15
94	Gross-Matos, Yetur	DL	6-5	265	2/26/98	5	Penn State	Fredericksburg, Va.	UFA(Car)-24	12/6*
38	Hall, Kemon	CB	5-11	190	6/2/97	3	North Texas	Calhoun City, Miss.	FA-23	0*
98	Hargrave, Javon	DL	6-2	305	2/7/93	9	South Carolina State	Spencer, N.C.	FA-23	16/16
35	Harris, Erik	S	6-2	225	4/2/90	8	California (Pa.)	New Oxford, Pa.	FA-23	3/0*
61	Hubbard, Chris	OL	6-4	295	4/23/91	11	Alabama at Birmingham	Columbus, Ga.	FA-24	9/9*
29	Hufanga, Talanoa	S	6-0	200	2/1/00	4	Southern California	Corvallis, Ore.	D5c-21	10/10
95	Jackson, Drake	DL	6-4	273	4/12/01	3	Southern California	Corona, Calif.	D2-22	8/0
15	Jennings, Jauan	WR	6-3	212	7/10/97	4	Tennessee	Murfreesboro, Tenn.	D7-20	13/2
60	Johnson III, Raymond	DL	6-3	264	10/21/98	2	Georgia Southern	Sumter, S.C.	FA-24	0*
44	Jusczyk, Kyle	FB	6-1	235	4/23/91	12	Harvard	Lodi, Ohio	UFA(Bal)-17	17/16
85	Kittle, George	TE	6-4	250	10/9/93	8	Iowa	Norman, Okla.	D5A-17	16/16
81	Latu, Cameron	TE	6-5	244	2/24/00	2	Alabama	Holladay, Utah	D3C-23	*0
2	Lenoir, Deommodore	DB	5-10	200	10/6/99	4	Oregon	Los Angeles, Calif.	D5B-21	17/17
26	Lucas, Chase	CB	5-11	184	3/4/97	4	Arizona State	Chandler, Ariz.	UFA(Det)-24	12/0*
28	Luter Jr., Darrell	CB	6-0	190	4/24/00	2	South Alabama	Hattiesburg, Miss.	D5A-23	7/0
24	Mason, Jordan	RB	5-11	223	5/24/99	3	Georgia Tech	Gallatin, Tenn.	FA-22	17/0
23	McCaffrey, Christian	RB	5-11	205	6/7/96	8	Stanford	Highlands Ranch, Colo.	T(Car)-22	16/16
96	McGill, T.Y.	DL	6-0	295	11/23/92	8	North Carolina State	Jesup, Ga.	FA-22	2/0*
68	McKivitz, Colton	OL	6-6	301	8/9/96	5	West Virginia	Jacobsburg, Ohio	D5-20	17/17
25	Mitchell, Elijah	RB	5-10	200	5/2/98	4	Louisiana	Erath, La.	D6-21	11/1
4	Moody, Jake	K	6-1	210	11/23/99	2	Michigan	Northville, Mich.	D3B-23	17/0
7	Moore, Jaylon	OL	6-4	311	1/9/98	4	Western Michigan	Detroit, Mich.	D5A-21	16/2
30	Odum, George	S	6-1	202	11/3/93	7	Central Arkansas	Millington, Ten.	UFA(Ind)-22	11/0
67	Okuyinonu, Sam	DL	6-1	269	5/1/98	2	Maryland	Lowell, Mass.	FA-23	0*
75	Parker, Brandon	OL	6-8	320	10/21/95	6	North Carolina A&T	Kannapolis, N.C.	UFA(LV)-24	5/1*
46	Pepper, Taybor	LS	6-4	245	5/28/94	7	Michigan State	Saline, Mich.	FA-20	17/0
13	Purdy, Brock	QB	6-1	220	12/27/99	3	Iowa State	Gilbert, Ariz.	D7-22	16/16
36	Robinson, Curtis	LB	6-3	235	6/2/98	3	Stanford	Santa Ana, Calif.	FA-21	3/0*
1	Samuel Sr., Deebo	WR	6-0	215	1/15/96	6	South Carolina	Inman, S.C.	D2-19	15/15
82	Saubert, Eric	TE	6-5	248	5/9/94	8	Drake	Hoffman Estates, Ill.	UFA(Hou)-24	10/1*
32	Taylor Jr., Patrick	RB	6-2	217	4/29/98	5	Memphis	Humble, Texas	UFA(GB)-24	11/0*
19	Taylor, Trent	WR	5-8	178	4/30/94	8	Louisiana Tech	Shreveport, La.	FA-24	17/0*
20	Thomas, Ambry	CB	6-0	190	9/9/99	4	Michigan	Detroit, Mich.	D3B-21	15/6
88	Tonges, Jake	TE	6-4	240	7/8/99	2	California	Los Gatos, Calif.	FA-23	0*
47	Turner, Ezekiel	LB	6-2	214	6/9/96	7	Washington	Glen Burnie, Md.	UFA(Arz)-24	16/1*
7	Ward, Charvarius	CB	6-1	196	5/16/96	7	Middle Tennessee State	McComb, Miss.	UFA(KC)-22	17/17
54	Warner, Fred	LB	6-3	230	11/19/96	7	Brigham Young	San Marcos, Calif.	D3A-18	17/17
71	Williams, Trent	T	6-5	320	7/19/88	15	Oklahoma	Longview, Texas	T(Was)-20	15/15
9	Willis, Brayden	TE	6-4	240	11/11/99	2	Oklahoma	Arlington, Texas	D7A-23	7/0
53	Winters, Dee	LB	5-11	227	10/17/00	2	Texas Christian	Burton, Texas	D6-23	15/0
3	Wishnowsky, Mitch	P	6-2	220	3/3/92	6	Utah	Perth, Australia	D4-19	17/0
0	Womack III, Samuel	CB	5-10	189	7/7/99	3	Toledo	Detroit, Mich.	D5-22	7/0
33	Ya-Sin, Rock	CB	5-11	195	5/23/96	6	Temple	Decatur, Ga.	UFA(Bal)-24	14/1*
22	Yiadom, Isaac	CB	6-1	232	2/20/96	7	Boston College	Worcester, Mass.	UFA(NO)-24	17/8*
63	Zakej, Nick	OL	6-6	316	6/22/99	3	Fordham	Broadview Heights, Ohio	D6A-22	4/0

## SAN FRANCISCO 49ERS

\* Barrett spent entire season on San Francisco practice squad; Brown missed the '23 season because of injury; Bryant spent part of the season on San Francisco practice squad; Collins played 16 games with Houston; Conley spent part of the season on San Francisco practice squad; Dobbs played eight games with Arizona and five games with Minnesota; Elliott played 17 games with Cleveland; Floyd played 17 games with Buffalo; Gray missed the '23 season because of injury; Gross-Matos played 12 games with Carolina; Hall spent part of the season on San Francisco practice squad; Harris spent part of the season on San Francisco practice squad; Hubbard played nine games with Tennessee; Johnson III spent part of the season on Detroit practice squad; Latu missed the '23 season because of injury; Lucas played 12 games with Carolina; McGill spent part of the season on San Francisco practice squad; Okuyinonu spent part of the season on Tennessee and San Francisco practice squads; Parker played five games with Las Vegas; Robinson spent part of the season on San Francisco practice squad; Saubert played nine games with Houston and one game with Dallas; Taylor Jr. played 11 games with Green Bay; Taylor played 17 games with Chicago; Tonges spent part of the season on San Francisco practice squad; Turner played 16 games with Arizona; Ya-Sin played 14 games with Baltimore; Yiadom played 17 games with New Orleans.

Players lost through unrestricted free agency (nine): LB Oren Burks (PHI, 15 games); QB Sam Darnold (MIN, 10); DL Clelin Ferrell (WAS, 17); DL Randy Gregory (TB, 12); DL Sebastian Joseph-Day (TEN, two); DT Javon Kinlaw (NYJ, 17); Ray-Ray McCloud III (ATL, 12); OL Matt Pryor (CHI, 15); TE Charlie Woerner (ATL, 17); DL Chase Young (NO, nine).

Also played with 49ers in '23—DL Arik Armstead (12 games); CB Anthony Brown (two); RB Tyrion Davis-Price (one); OL Jesse Davis (one); TE Ross Dwelley (12); S Tashaun Gipson Sr. (16); DL Kerry Hyder Jr. (four); CB Shemar Jean-Charles (five); RB Jeremy McNichols (three); S Logan Ryan (five); CB Kendall Sheffield (three); WR Willis Snead IV (four); CB Tre Swilling (two); CB Jason Verrett (one).

### FIRST-YEAR ROSTER

Name	Pos.	Ht.	Wt.	Birthdate	College	Hometown	How Acq.
Alarcon, Isaac (1)	OL	6-7	320	7/27/98	International Player Pathway Program	Monterrey, Mex.	FA
Anderson, Evan	DL	6-3	326	2/14/02	Florida Atlantic	Orlando, Fla.	FA
Bethune, Tatum	LB	6-1	230	2/19/01	Florida State	Miami, Fla.	D7
Cowing, Jacob	WR	5-9	171	2/4/01	Arizona	Maricopa, Ariz.	D4C
Green, Renardo	CB	6-0	186	11/9/00	Florida State	Apopka, Fla.	D2
Guendo, Isaac	RB	6-0	221	6/28/00	Louisville	Avon, Ind.	D4B
Gutierrez, Sebastian (1)	OL	6-5	308	7/6/98	Minot State	Pasco, Wash.	FA-23
Hawkins, Taylor (1)	S	6-1	205	12/27/97	San Diego State	Palm Springs, Calif.	FA-22
Kingston, Jarrett	OL	6-4	308	12/2/99	Southern California	Anderson, Calif.	D6
Luciano, Corey (1)	OL	6-4	307	8/14/98	Washington	Danville, Calif.	FA-23
Mahoney, Jaylen	S	5-11	200	11/19/00	Vanderbilt	Rock Hill, S.C.	FA
Martin, Tay (1)	WR	6-3	185	12/14/97	Oklahoma State	Houma, La.	FA-22
Mays, Briason	OL	6-4	295	2/11/00	Southern Mississippi	Bolivar, Ten.	FA
Mordecai, Tanner	QB	6-2	218	11/8/99	Wisconsin	Waco, Texas	FA
Mustapha, Malik	S	5-10	206	6/25/02	Wake Forest	Matthews, N.C.	D4A
Nugent, Drake	OL	6-1	300	2/9/01	Michigan	Highlands Ranch, Colo.	FA
Owens, Terique	WR	6-3	200	9/25/99	Missouri State	Pleasanton, Calif.	FA
Pearsall, Ricky	WR	6-1	189	9/9/00	Florida	Tempe, Ariz.	D1
Pline, Mason	TE	6-7	260	2/5/00	Furman	Fowler, Mich.	FA
Puni, Dominick	OL	6-5	313	2/24/00	Kansas	Cottleville, Mo.	D3
Schrader, Cody	RB	5-9	214	9/8/99	Missouri	St. Louis, Mo.	FA

The term **NFL Rookie** is defined as a player who is in his first season of professional football and has not been on the roster of another professional football team for any regular-season or postseason games. A **Rookie** is designated by an "R" on NFL rosters. Players who have been active in another professional football league or players who have NFL experience, including either preseason training camp or being on an Active List or Inactive List, or on Reserve/Injured or Reserve/Physically Unable to Perform for fewer than six regular-season games, are termed **NFL First-Year Players**. An **NFL First-Year Player** is designated by a "1" on NFL rosters. Thereafter, a player is credited with an additional year of experience for each season in which he accumulates six games on the Active List or Inactive List, or on Reserve/Injured or Reserve/Physically Unable to Perform.

Log on to [www.49ers.com](http://www.49ers.com) for an up-to-date roster.



**National Football Conference  
West Division**

Virginia Mason Athletic Center  
12 Seahawks Way  
Renton, WA 98056  
Telephone: (425) 203-8000

Team Colors: College Navy, Wolf Grey,  
Action Green

**2024 SCHEDULE**

**PRESEASON**

Aug. 10 at L.A. Chargers.....4:05 PM  
Aug. 17 at Tennessee.....4:00 PM  
Aug. 24 Cleveland.....7:00 PM

**REGULAR SEASON**

Sep. 8 **Denver**.....1:05 PM  
Sep. 15 at New England.....10:00 AM  
Sep. 22 **Miami**.....1:05 PM  
Sep. 30 at Detroit (Mon).....5:15 PM  
Oct. 6 **N.Y. Giants**.....1:25 PM  
Oct. 10 **San Francisco** (Thu).....5:15 PM  
Oct. 20 at Atlanta.....10:00 AM  
Oct. 27 **Buffalo**.....1:05 PM  
Nov. 3 **L.A. Rams**.....1:25 PM  
BYE  
Nov. 17 at San Francisco.....1:05 PM  
Nov. 24 **Arizona**.....1:25 PM  
Dec. 1 at N.Y. Jets.....10:00 AM  
Dec. 8 at Arizona.....1:05 PM  
Dec. 15 **Green Bay**.....5:20 PM  
Dec. 22 **Minnesota**.....1:05 PM  
Dec. 26 at Chicago (Thu).....5:15 PM  
TBD at L.A. Rams.....TBD

\*All times PT; During the Flex Scheduling Windows, the games initially scheduled for Sunday Night Football, Monday Night Football, and Thursday Night Football are tentatively scheduled and subject to change.

**Stadium:** Lumen Field  
Seattle, WA 98134  
**Opened:** 2002  
**Capacity:** 68,740  
**Playing Surface:** FieldTurf

**Training Camp:**  
Virginia Mason Athletic Center  
Renton, WA 98056

**CLUB OFFICIALS**

Owner: Paul G. Allen Estate  
Chair, Seahawks; Trustee of Paul G. Allen Trust: Jody Allen  
Vice Chair, Seahawks: Bert Kolde  
President, Seahawks and First & Goal Inc.: Chuck Arnold  
President of Football Operations/ General Manager: John Schneider  
Assistant General Manager: Nolan Teasley  
Chief Strategy Officer: Jeff Dunn  
Chief Legal Officer: Ed Goines  
Chief Human Resources Officer: Cindy Kelley  
Chief Communications Officer: Dave Pearson  
Chief Financial Officer: Karen Spencer  
Chief Revenue Officer: Amy Sprangers  
Chief Operating Officer: David Young  
Vice President/Community Engagement & Legends: Mario Bailey  
Vice President/Coaching Operations: Matt Capurro  
Vice President/Human Resources: Sarita Carter  
Vice President/Outreach & External Affairs: Mike Flood  
Vice President/Finance: Peter Fonfara  
Vice President/Operations & General Manager of Lumen Field: Zach Hensley  
Vice President/Business Strategy & Analytics: Paimon Jaber  
Vice President/Player Affairs: Maurice Kelly  
Vice President/Player Personnel: Trent Kirchner  
Vice President/Football Administration: Joey Laine  
Vice President/Tickets & Premium: Chris Lawrence  
Vice President/Digital & Emerging Media: Kenton Olson  
Vice President/Player Performance: Sam Ramsden  
Vice President/Technology: Chip Suttles  
Vice President/Diversity, Equity & Inclusion: Karen Wilkins-Mickey  
Vice President/Corporate Partnerships: Lisa Young  
Senior Director of Player Personnel: Matt Berry  
Director of College Scouting: Aaron Heline  
Director of Pro Personnel: Willie Schneider  
Assistant Director of College Scouting: Jason Barnes  
Assistant Director of Pro Personnel: D.J. Hord  
Football Consultant: Steve Hutchinson  
Head Athletic Trainer: David Stricklin  
Team Performance Dietitian: Andrea Vanderwoude  
Senior Director of Video Operations: Rob Porteus  
Director of Media Service Operations: Julie Barber  
Director of Communications: Jeff Garza  
Director of Business Communications: Kaitlin Goodall  
Director of Equipment: Erik Kennedy  
Director of Security: Dave Love  
Director of I.T./Information Security Officer: Sterling Monroe  
Director of Broadcasting: Brian O'Connell  
Director of Research & Analytics: Patrick Ward  
Director of Fields & Conversion: John Wright  
Director of Team Travel: Jeremy Young

**COACHING HISTORY**

(409-385-1)

Records include postseason games

1976-82 Jack Patera\*.....35-59-0  
1982 Mike McCormack.....4-3-0  
1983-91 Chuck Knox.....83-67-0  
1992-94 Tom Flores.....14-34-0  
1995-98 Dennis Erickson.....31-33-0  
1999-2008 Mike Holmgren.....90-80-0  
2009 Jim Mora.....5-11-0  
2010-23 Pete Carroll.....147-98-1  
2024- Mike Macdonald.....0-0-0

\*Released after two games in 1982

**PAID ATTENDANCE, 2023**

Home 532,826 Away 619,180  
Total 1,152,006  
Single-game home record, 68,807 (10/29/23)  
Single-season home record, 601,473 (2022)

**2024 DRAFT CHOICES**

Rd	Name	Pos	College
1	Byron Murphy	DT	Texas
3	Christian Haynes	G	Connecticut
4	Trice Knight	LB	UTEP
4	A.J. Barner	TE	Michigan
5	Nehemiah Pritchett	DB	Auburn
6	Sataoa Laumea	T	Utah
6	D.J. James	DB	Auburn
6	Michael Jerrell	T	Findlay

# SEATTLE SEAHAWKS

## 2023 TEAM RECORD

### REGULAR SEASON (9-8)

Date	Opponent	Result
Sept. 10	L.A. RAMS	L 13-30
Sept. 17	at Detroit (OT)	W 37-31
Sept. 24	CAROLINA	W 37-27
Oct. 2	at N.Y. Giants	W 24-3
Oct. 15	at Cincinnati	L 13-17
Oct. 22	ARIZONA	W 20-10
Oct. 29	CLEVELAND	W 24-20
Nov. 5	at Baltimore	L 3-37
Nov. 12	WASHINGTON	W 29-26
Nov. 19	at L.A. Rams	L 16-17
Nov. 23	SAN FRANCISCO	L 13-31
Nov. 30	at Dallas	L 35-41
Dec. 10	at San Francisco	L 16-28
Dec. 18	PHILADELPHIA	W 20-17
Dec. 24	at Tennessee	W 20-17
Dec. 31	PITTSBURGH	L 23-30
Jan. 7	at Arizona	W 21-20

### SCORE BY PERIODS

	84	95	79	100	6	—	364
Team							
Opponents	78	131	74	119	0	—	402

## 2023 TEAM STATISTICS

	Team	Opp.
Total First Downs	317	380
Rushing	93	143
Passing	189	202
Penalty	35	35
3rd Down: Made/Att	75/207	107/231
3rd Down Pct.	36.2	46.3
4th Down: Made/Att	6/16	13/26
4th Down Pct.	37.5	50.0
Possession Avg.	26:47	33:13
Total Net Yards	5490	6313
Avg. Per Game	322.9	371.4
Total Plays	995	1147
Avg. Per Play	5.5	5.5
Net Yards Rushing	1580	2352
Avg. Per Game	92.9	138.4
Total Rushes	382	515
Net Yards Passing	3910	3961
Avg. Per Game	230.0	233.0
Sacked/Yards Lost	38/257	47/298
Gross Yards	4167	4259
Att./Completions	575/371	585/390
Completion Pct.	64.5	66.7
Had Intercepted	12	11
Punts/Average	66/50.0	60/48.0
Net Punting Avg.	66/44.1	60/42.9
Penalties/Yards	111/954	103/824
Fumbles/Ball Lost	8/5	17/8
Touchdowns	37	45
Rushing	11	24
Passing	23	21
Returns	3	0

## 2023 INDIVIDUAL STATISTICS

PASSING	Att	Cmp	Yds	Cmp%	Yds/Att	TD	TD%	Int	Int%	LG	Sk/Lost	Rtng
G.Smith	499	323	3624	64.7	7.26	20	4.0	9	1.8	73t	31/231	92.1
Lock	76	48	543	63.2	7.14	3	3.9	3	3.9	51	6/26	81.2
Dallas	0	0	0	---	---	0	---	0	---	---	1/0	---
Team	575	371	4167	64.5	7.25	23	4.0	12	2.1	73t	38/257	90.7
Opponents	585	390	4259	66.7	7.28	21	3.6	11	1.9	54t	47/298	92.1

SCORING	TD		TD TD		PAT	FG	Saf	Pts
	Tot	Ru	Rec	Rt				
Myers	0	0	0	0	33/33	35/42	0	138
Walker	9	8	1	0			0	54
Metcalf	8	0	8	0			0	48
Lockett	5	0	5	0			0	34
Smith-Njigba	4	0	4	0			0	24
Bobo	3	1	2	0			0	18
Parkinson	2	0	2	0			0	12
Brooks	1	0	0	1			0	6
T.Brown	1	0	0	1			0	6
Charbonnet	1	1	0	0			0	6
Dissly	1	0	1	0			0	6
G.Smith	1	1	0	0			0	6
Witherspoon	1	0	0	1			0	6
Team	37	11	23	3	33/33	35/42	0	364
Opponents	45	24	21	0	43/44	29/35	0	402

2-Pt Conv: Lockett 2, Team 2-3, Opponents 1-1.

RUSHING	No.	Yds	Avg	LG	TD
Walker	219	905	4.1	45	8
Charbonnet	108	462	4.3	23	1
G.Smith	37	155	4.2	25	1
Dallas	10	36	3.6	8	0
Lock	5	14	2.8	11	0
Eskridge	2	5	2.5	10	0
Bobo	1	3	3.0	3t	1
Team	382	1580	4.1	45	11
Opponents	515	2352	4.6	72	24

RECEIVING	No.	Yds	Avg	LG	TD
Lockett	79	894	11.3	37	5
Metcalf	66	1114	16.9	73t	8
Smith-Njigba	63	628	10.0	35	4
Charbonnet	33	209	6.3	39	0
Fant	32	414	12.9	51	0
Walker	29	259	8.9	64t	1
Parkinson	25	247	9.9	27	2
Bobo	19	196	10.3	31	2
Dissly	17	172	10.1	21	1
Dallas	6	26	4.3	14	0
C.Thompson	1	10	10.0	10	0
G.Smith	1	-2	-2.0	-2	0
Team	371	4167	11.2	73t	23
Opponents	390	4259	10.9	54t	21

INTERCEPTIONS	No.	Yds	Avg	LG	TD
Love	4	7	1.8	7	0
T.Brown	2	40	20.0	40t	1
Woolen	2	0	0.0	0	0
Witherspoon	1	97	97.0	97t	1
Diggs	1	21	21.0	21	0
Brooks	1	12	12.0	12t	1
Team	11	177	16.1	97t	3
Opponents	12	39	3.3	24	0

PUNTING	No.	Yds	Avg	Net Bt	IN	LG	B
Dickson	66	3303	50.0	44.1	8	25	73
Team	66	3303	50.0	44.1	8	25	73
Opponents	60	2879	48.0	42.9	2	24	66

### PUNT RETURNS

	Ret	FC	Yds	Avg	LG	TD
Dallas	25	16	265	10.6	32	0
Team	25	16	265	10.6	32	0
Opponents	34	12	232	6.8	24	0

### KICKOFF RETURNS

	No.	Yds	Avg	LG	TD
Dallas	17	440	25.9	34	0
Eskridge	8	224	28.0	66	0
Parkinson	1	16	16.0	16	0
Team	26	680	26.2	66	0
Opponents	22	488	22.2	37	0

### FIELD GOALS

	1-19	20-29	30-39	40-49	50+
Myers	0/0	8/8	11/12	12/14	4/8
Team	0/0	8/8	11/12	12/14	4/8
Opponents	0/0	7/7	12/13	7/8	3/7

### SACKS

	No.
Mafe	9.0
Ja.Reed	7.0
Taylor	5.5
Brooks	4.5
D.Jones	4.5
Williams	4.0
Wagner	3.5
Witherspoon	3.0
Edwards	2.0
Nwosu	2.0
M.Adams	1.0
T.Brown	1.0
Team	47
Opponents	38

## 2024 COACHING STAFF

**Mike Macdonald, Head Coach**

**Pro Career:** The Seattle Seahawks named Mike Macdonald the ninth head coach in franchise history on Jan. 31, 2024. Under Macdonald, the Ravens led the NFL in scoring defense (16.5 ppg) and sacks (60), and finished tied for first in takeaways (31), becoming the first team in league history to rank first in all three of those categories. Pro coaching background: Baltimore Ravens (coaching intern 2014, defensive assistant 2015-16, defensive backs 2017, linebackers 2018-20, defensive coordinator 2022-23).

**Background:** While attending Georgia, Macdonald began his coaching career at Cedar Shoals High School, coaching the linebackers and running backs under head coach Xarvia Smith, for whom he played at Centennial High School in Roswell, Ga. No pro playing experience. College coach: University of Georgia 2010-13, Michigan 2021, where Macdonald's unit posted the nation's No. 8 scoring defense (17.4 ppg).

**Personal:** Macdonald was a two-sport (football and baseball) athlete at Centennial High, and he and his wife, Stephanie, were married in 2021.

**ASSISTANT COACHES**

**Aden Durde,** defensive coordinator; born July 10, 1979; North London, England. No college playing experience. Pro linebacker Scottish Claymores (NFL Europe) 2003-04, Hamburg Sea Devils (NFL Europe) 2005-07, Carolina Panthers 2005, Kansas City Chiefs 2008. Pro coach: Atlanta Falcons 2018-20, Dallas Cowboys 2021-23. Joined Seahawks in 2024.

**Ryan Grubb,** offensive coordinator; born Aug. 12, 1975; Kingsley, Iowa. Running back/wide receiver Buena Vista 1994-97. No pro playing experience. College coach: South Dakota State 2005-06, Sioux Falls 2007-13, Eastern Michigan 2014-16, Fresno State 2017-21, Washington 2022-23. Pro coach: Joined Seahawks in 2024.

**Jay Harbaugh,** special teams coordinator; San Diego, Calif. Attended Oregon State. No college or pro playing experience. College coach: Oregon State 2008-11, Michigan 2015-23. Pro coach: Baltimore Ravens 2012-14. Joined Seahawks in 2024.

**Mack Brown,** tight ends; born Sept. 15, 1986; Overland Park, Kan. Quarterback Colorado 2005 and Baker 2006-09. No pro playing experience. College coach: William Jewell 2010, Missouri 2012-14, Missouri State 2015-18. Pro coach: New York Jets 2019-23. Joined Seahawks in 2024.

**Josh Bynes,** defensive assistant/linebackers; Lauderdale Lakes, Fla. Linebacker Auburn 2007-10. Pro linebacker Baltimore Ravens 2011-14, 2019 and 2021-22, Detroit 2014-16, Arizona 2017-18, Cincinnati 2020. No college coaching experience. Pro coach: Joined Seahawks in 2024.

**Devin Fitzsimmons,** assistant special teams; born Oct. 18, 1982; Folsom, La. Quarterback/wide receiver Bucknell 2001-05. No pro playing experience. College coach: Shaw 2005, Bucknell 2006, Kansas State 2007-08, Virginia 2009, Richmond 2010, Rutgers 2012, Delaware 2013, Vanderbilt 2019-20. Pro coach: Indianapolis Colts 2011, Detroit Lions 2014-18, Arizona Cardinals 2021-22, Carolina Panthers 2023. Joined Seahawks in 2024.

**Leslie Frazier,** assistant head coach; born April 3, 1959; Columbus, Miss. Defensive back Alcorn State 1978-80. Pro defensive back Chicago Bears 1981-86. College coach: Trinity (head coach) 1988-96, Illinois 1997-98. Pro coach: Philadelphia Eagles 1999-2002, Cincinnati Bengals 2003-04, Indianapolis Colts 2005-06, Minnesota Vikings 2007-13 (head coach 2011-13), Tampa Bay Buccaneers 2014-15, Baltimore Ravens 2016, Buffalo Bills 2017-22. Joined Seahawks in 2024.

**Thomas Garcia,** strength and conditioning assistant; born Nov. 12, 1978; Farmington, N.M. Attended Texas Tech. No college or pro playing experience. No college coaching experience. Pro coach: Joined Seahawks in 2019.

**Zak Hill,** offensive assistant/quality control; born Sept. 14, 1979; Portland, Ore. Quarterback Central Washington 1999-2003. No pro playing experience. College coach: Eastern Washington 2004-05 and 2009-15, Boise State 2016-19, Arizona State 2020-21. Pro coach: Joined Seahawks in 2024.

**Justin Hinds,** defensive line; born Nov. 22, 1981; Port Reading, N.J. Defensive lineman Rowan 2005-08. No pro playing experience. College coach: Wagner 2012-13, Mississippi State 2014, Florida 2015, Valdosta State 2016-17, Lafayette College 2018, Central Michigan 2019-20, Western Columbia 2021. Pro coach: Chicago Bears 2022-23. Joined Seahawks in 2024.

**Jeff Howard,** safeties; born Jan. 13, 1982; Portales, N.M. Linebacker Eastern New Mexico 2001-04. No pro playing experience. College coach: Texas Tech 2011-12. Pro coach: Minnesota Vikings 2013-19, Cleveland Browns 2020-22, Los Angeles Chargers 2023. Joined Seahawks in 2024.

**Scott Huff,** offensive line; born Sept. 6, 1979; Phoenix, Ariz. Center Boise State 1999-2002. No pro playing experience. College coach: Arizona State 2004-05, Boise State 2006-16, Washington 2017-23. Pro coach: Joined Seahawks in 2024.

**Frisman Jackson,** wide receivers; born June 12, 1979; Chicago, Ill. Quarterback Northern Illinois 1997-99, wide receiver Western Illinois 2001. Pro wide receiver Cleveland Browns 2002-05. College coach: Western Illinois 2008-09, Akron 2010-11, Northern Illinois 2012, North Carolina State 2013-14, Temple 2015-16, Baylor 2018-19. Pro coach: Tennessee Titans 2017, Carolina Panthers 2020-21, Pittsburgh Steelers 2022-23. Joined Seahawks in 2024.

**Chuckie Keeton,** offensive assistant; Houston, Texas. Quarterback Utah State 2012-15. No pro playing experience. College coach: Oregon State 2016-17, Utah State 2018, Texas Tech 2019-20, Utah State 2021-22. Pro coach: Joined Seahawks in 2024.

**Ivan Lewis,** head strength and conditioning; born Sept. 14, 1978; Idaho Falls, Idaho. Attended Idaho. No college or pro playing experience. College coach: San Diego 2002-03, Southern California 2006-08 and 2014-18, Washington 2009-13. Pro coach: San Diego Chargers 2004-05. Joined Seahawks in 2019.

**Charles London,** quarterbacks; born Aug. 12, 1975; Fairfax, Va. Running back Duke 1993-95. No pro playing experience. College coach: Duke 2004-06, Penn State 2012-13. Pro coach: Chicago Bears 2007-09 and 2018-20, Tennessee Titans 2011 and 2023, Houston Texans 2014-17, Atlanta Falcons 2021-22. Joined Seahawks in 2024.

**Brendan Nugent,** assistant offensive line; born Feb. 14, 1983; Port Chester, N.Y. Linebacker Catholic University of America 2001-04. No pro playing experience. College coach: Iowa 2005-06, William & Mary 2007-11. Pro coach: Montreal Alouettes (CFL) 2012, Chicago Bears 2013-14, New Orleans Saints 2015-21, Los Angeles Chargers 2022-23. Joined Seahawks in 2024.

**Quinshon Odom,** offensive assistant/quality control—offensive line; born Aug. 22, 1991; Lakeland, Fla. Quarterback Shaw 2010-13. No pro playing experience. College coach: Eastern Kentucky 2015, Vanderbilt 2016-17 and 2019-20, Texas 2021. Pro coach: Green Bay Packers 2022-23. Joined Seahawks in 2024.

**Kirk Olivadotti,** inside linebackers; born Jan. 1, 1974; Wilmington, Del. Wide receiver Purdue 1993-96. No pro playing experience. College coach: Marine Maritime Academy 1997, Indiana State 1998-99, Georgia 2011-13. Pro coach: Washington Redskins 2000-10 and 2014-18, Green Bay Packers 2019-23. Joined Seahawks in 2024.

**Chris Partridge,** outside linebackers; born Nov. 3, 1980; Hackensack, N.J. Linebacker Lafayette 2000-02. No pro playing experience. College coach: Michigan 2016-19 and 2023, Mississippi 2020-22. Pro coach: Joined Seahawks in 2024.

**Jake Peetz,** offensive passing game coordinator; born April 5, 1983; O'Neill, Neb. Defensive back/long snapper Nebraska 2003-05. No pro playing experience. College coach: Santa Barbara C.C. 2006, UCLA 2007, Alabama 2013 and 2018, LSU 2021. Pro coach: Jacksonville Jaguars 2012, Washington Redskins 2014, Oakland Raiders 2015-17, Carolina Panthers 2019-20, Los Angeles Rams 2022-23. Joined Seahawks in 2024.

# SEATTLE SEAHAWKS

**Nick Perry**, defensive quality control. Safety Alabama 2010-14. No pro playing experience. College coach: Alabama 2017-20. Pro coach: Atlanta Falcons 2021-23. Joined Seahawks in 2024.

**Mark Philipp**, strength and conditioning assistant; born Nov. 12, 1982; San Bernardino, Calif. Defensive tackle Southern Illinois 2002-05. No pro playing experience. College coach: Oregon State 2009-13, Southern California 2014 and 2018, Nebraska 2015-17. Pro coach: Joined Seahawks in 2019.

**Kennedy Polamalu**, running backs; born Nov. 22, 1963; Pago Pago, American Samoa. Fullback/linebacker Southern California 1982-85. No pro playing experience. College coach: UCLA 1992-93, San Diego State 1994-96 and 1999, Colorado 1997-98, Southern California 2000-03. Pro coach: Cleveland Browns 2004, Jacksonville Jaguars 2005-09, Minnesota Vikings 2017-21, Las Vegas Raiders 2022-23. Joined Seahawks in 2024.

**Tyson Prince**, assistant wide receivers; Portland, Ore. Attended Michigan State. No college or pro playing experience. College coach: Michigan State 2016-18, Fresno State 2019, Boise State 2021, Washington 2022, Sacramento State 2023. Pro coach: Detroit Lions 2020. Joined Seahawks in 2024.

**Karl Scott**, defensive passing game coordinator/defensive backs; born May 2, 1985; Houston, Texas. Defensive back McMurry 2003-06. No pro playing experience. College coach: Delta State 2007, Tusculum 2008-11, Southeastern Louisiana 2012-14, Louisiana Tech 2015, Texas Tech 2016-17, Alabama 2018-20. Pro coach: Minnesota Vikings 2021. Joined Seahawks in 2022.

**Grant Steen**, strength and conditioning assistant; born Oct. 22, 1980; Emmetsburg, Iowa. Linebacker Iowa 2000-03. No pro playing experience. College coach: Hawaii-Manoa 2010-13, Washington 2013, Southern California 2014-15, Stanford 2016, Minnesota 2017. Pro coach: Joined Seahawks in 2019.

**Danny van Dijk**, strength and conditioning assistant; born Nov. 20, 1987; Sydney, Australia. Attended Australian College of Physical Education. No college or pro playing experience. No college coaching experience. Pro coach: Joined Seahawks in 2019.

**Jamie Yanchar**, assistant strength and conditioning, born Dec. 29, 1963; Cleveland, Ohio. Attended Louisville. No college or pro playing experience. College coach: Southern California 1990-2009. Pro coach: Joined Seahawks in 2010.

## RECORD HOLDERS

### INDIVIDUAL RECORDS—CAREER

Rushing (Yds.)	Shaun Alexander, 2000-07	9,429
Passing (Yds.)	Russell Wilson, 2012-21	37,059
Passing (TDs)	Russell Wilson, 2012-21	292
Receiving (No.)	Steve Largent, 1976-89	819
Receiving (Yds.)	Steve Largent, 1976-89	13,089
Interceptions	Dave Brown, 1976-86	50
Punting (Avg.)	Michael Dickson, 2018-23	48.0
Punt Return (Avg.)	Charlie Rogers, 1999-2001	12.7
Kickoff Return (Avg.)	Leon Washington, 2010-12	26.2
Field Goals	Steven Hauschka, 2011-16	175
Touchdowns (Tot.)	Shaun Alexander, 2000-07	112
Points	Norm Johnson, 1982-90	810
*Sacks	Jacob Green, 1980-91	97.5

### INDIVIDUAL RECORDS—SINGLE SEASON

Rushing (Yds.)	Shaun Alexander, 2005	1,880
Passing (Yds.)	Geno Smith, 2022	4,282
Passing (TDs)	Russell Wilson, 2020	40
Receiving (No.)	Tyler Lockett, 2020	100
Receiving (Yds.)	DK Metcalf, 2020	1,303
Interceptions	John Harris, 1981	10
	Kenny Easley, 1984	10
Punting (Avg.)	Michael Dickson, 2023	50.0
Punt Return (Avg.)	Charlie Rogers, 1999	14.5
Kickoff Return (Avg.)	Leon Washington, 2012	29.0
Field Goals	Jason Myers, 2023	35
Touchdowns (Tot.)	Shaun Alexander, 2005	28
Points	Shaun Alexander, 2005	168
*Sacks	Michael Sinclair, 1998	16.5

### INDIVIDUAL RECORDS—SINGLE GAME

Rushing (Yds.)	Shaun Alexander, 11-11-01	266
Passing (Yds.)	Russell Wilson, 10-29-17	452
Passing (TDs)	Dave Krieg, 12-2-84, 9-15-85, 11-28-88	5
	Warren Moon, 10-26-97	5
	Matt Hasselbeck, 11-23-03, 9-24-06	5
	Russell Wilson, 11-29-15, 12-13-15,	
	11-3-19, 9-20-20, 9-27-20	5
Receiving (No.)	Steve Largent, 10-18-87	15
	Tyler Lockett, 10-25-20	15
Receiving (Yds.)	Steve Largent, 10-18-87	261
Interceptions	Kenny Easley, 9-3-84	3
	Eugene Robinson, 12-6-92	3
	Darryl Williams, 9-21-97	3
	Lofa Tatupu, 12-2-07	3
	Marcus Trufant, 12-9-07	3
Field Goals	Norm Johnson, 9-20-87, 12-18-88	5
	Olindo Mare, 10-24-10, 11-14-10	5
	Todd Peterson, 9-26-99	5
	Steven Hauschka, 11-13-11	5
	Jason Myers, 9-24-23, 11-12-23	5
Touchdowns (Tot.)	Shaun Alexander, 9-29-02	5
Points	Shaun Alexander, 9-29-02	30
*Sacks	Many times	
	(last time by Chris Clemons, 9-24-12)	4.0

\*Sacks became an official statistic in 1982

## 2024 VETERAN ROSTER

No.	Name	Pos.	Ht.	Wt.	Birthdate	NFL Exp.	College	Hometown	How Acq.	'23 Games/ Starts
95	Adams, Myles	DE	6-2	290	3/9/98	5	Rice	Arlington, Texas	FA-20	10/0
73	Anchrum, Jr. Tremayne	G	6-2	315	6/24/98	5	Clemson	Powder Springs, Ga.	UFA(LAR)-24	17/0*
17	Baker, Jerome	LB	6-2	232	12/25/96	7	Ohio State	Cleveland, Ohio	FA-24	13/12*
43	Bell, Levi	LB	5-11	262	8/6/99	2	Texas State	Cedar Park, Texas	FA-23	0/0
19	Bobo, Jake	WR	6-4	207	8/4/98	2	Duke	Belmont, Mass.	FA-23	17/0
18	Boykin, Lance	CB	6-2	198	8/31/00	2	Coastal Carolina	High Point, N.C.	FA-23	1/0
75	Bradford, Anthony	G	6-4	332	4/28/01	2	Louisiana State	Muskegon, Mich.	D4(a)-23	14/10
86	Brown, Pharaoh	TE	6-5	246	5/4/94	8	Oregon	Cleveland, Ohio	UFA(NE)-24	17/11*
22	Brown, Tre	CB	5-10	185	9/24/97	4	Oklahoma	Tulsa, Okla.	D4-21	15/7
8	Bryant, Coby	CB/S	6-1	193	3/29/99	3	Cincinnati	Cleveland, Ohio	D4-22	9/2
23	Burns, Artie	CB	6-0	187	5/1/95	9	Miami	Miami, Fla.	UFA(Chi)-22	14/1
26	Charbonnet, Zach	RB	6-1	214	1/8/01	2	UCLA	Camarillo, Calif.	D2(b)-23	16/2
67	Cross, Charles	T	6-5	311	11/25/00	3	Mississippi State	Laurel, Miss.	D1-22	14/14
66	Curtis, McClendon	G	6-6	325	9/16/99	2	Tennessee-Chattanooga	Chattanooga, Tenn.	PS(LV)-23	1/0
4	Dickson, Michael	P	6-2	208	1/4/96	7	Texas	Sydney, Australia	D5c-18	17/0
0	Dodson, Tyrel	LB	6-0	237	6/25/98	6	Texas A&M	Franklin, Tenn.	UFA(Buf)-24	17/10*
1	Estridge, Dee	WR	5-9	190	3/23/97	4	Western Michigan	Bluffton, Ind.	D2-21	4/0
74	Fant, George	T	6-5	316	7/19/92	9	Western Kentucky	Bowling Green, Ky.	UFA(Hou)-24	16/13*
87	Fant, Noah	TE	6-4	249	11/20/97	6	Iowa	Omaha, Neb.	T(Den)-22	17/17
78	Forsythe, Stone	T	6-8	307	12/29/97	4	Florida	Winter Garden, Fla.	D6-21	17/8
77	Gotel, Matt	NT	6-1	341	1/2/99	2	West Florida	Tacoma, Wash.	FA-23	0/0
58	Hall, Derick	LB	6-3	254	3/19/01	2	Auburn	Gulfport, Miss.	D2a-23	17/0
97	Hankins, Johnathan	NT	6-3	325	3/30/92	12	Ohio State	Dearborn Heights, Mich.	UFA(Dal)-24	14/14*
56	Harris, Nick	C	6-1	293	11/13/98	5	Washington	Inglewood, Calif.	UFA(Cle)-24	17/2*
6 t	Howell, Sam	QB	6-1	225	9/16/00	3	North Carolina	Indian Trail, N.C.	T(Was)-24	17/17*
30	Jackson, Michael	CB	6-1	210	1/10/97	6	Miami	Birmingham, Ala.	FA-21	17/4
2	Jenkins, Rayshaw	SS	6-1	200	1/25/94	8	Miami	St. Petersburg, Fla.	FA-24	17/17*
55	Jones, Dre'Mont	DE	6-3	281	1/5/97	6	Ohio State	Cleveland, Ohio	UFA(Den)-23	17/16
16	Lockett, Tyler	WR	5-10	182	9/28/92	10	Kansas State	Tulsa, Okla.	D3-15	17/17
20	Love, Julian	FS	5-11	195	3/19/98	6	Notre Dame	Westchester, Ill.	UFA(NYG)-23	17/12
72	Lucas, Abraham	T	6-6	322	10/15/98	3	Washington State	Everett, Wash.	D3-22	6/6
85	Mabry, Tyler	TE	6-3	247	11/21/96	5	Maryland	Oxford, Miss.	FA-20	0/0
53	Mafe, Boye	LB	6-4	261	11/30/98	3	Minnesota	Minnetonka, Minn.	D2a-22	16/16
25	McIntosh, Kenny	RB	6-0	204	3/3/00	2	Georgia	Fort Lauderdale, Fla.	D7-23	3/0
14	Metcalfe, DK	WR	6-4	235	12/14/97	6	Mississippi	Oxford, Miss.	D2b-19	16/16
94	Morris, Mike	DE	6-6	295	4/22/01	2	Michigan	Belle Glade, Fla.	D5a-23	1/0
5	Myers, Jason	K	5-10	190	5/12/91	10	Marist	Chula Vista, Calif.	UFA(NYJ)-19	17/0
10	Nwosu, Uchenna	LB	6-2	251	12/28/96	7	USC	Carson, Calif.	UFA(LAC)-22	6/6
50	O'Connell, Patrick	LB	6-1	227	12/31/98	2	Montana	Kalispell, Mont.	FA-23	1/0
39	Okada, Ty	FS	5-11	193	6/4/99	2	Montana State	Woodbury, Minn.	FA-23	5/0
51	Oluwatimi, Olu	C	6-2	309	8/5/99	2	Michigan	Upper Marlboro, Md.	D5b-23	16/1
79	O'Neal, Raiqwon	T	6-4	305	1/12/00	2	UCLA	Conway, S.C.	PS(TB)-23	3/0
49	Onujiogu, Joshua	LB	6-2	252	3/3/98	3	Framingham State	Wareham, Mass.	FA-22	0/0
69	Pircher, Max	T	6-7	325	9/7/99	4	Intl. Player Pathway	Bressanone, Italy	FA-24	0/0*
90	Reed, Jarran	NT	6-3	306	12/16/92	9	Alabama	Goldsboro, N.C.	D2-16	16/16
32	Reed II, Jerrick	FS	5-9	196	8/7/00	2	New Mexico	Olive Branch, Miss.	D6-23	10/0
59	Rhattigan, Jon	LB	6-0	236	2/2/99	4	Army	Naperville, Ill.	FA-21	17/0
38	Russell, Brady	TE	6-3	250	8/31/98	2	Colorado	Fort Collins, Colo.	PS(Phi)-23	15/0
81	Shenault Jr., Laviska	WR	6-1	224	10/5/98	5	Colorado	DeSoto, Texas	FA-24	8/0*
7	Smith, Geno	QB	6-3	221	10/10/90	12	West Virginia	Miramar, Fla.	FA-19	15/15
11	Smith-Njigba, Jaxon	WR	6-0	197	2/14/02	2	Ohio State	Rockwall, Texas	D1b-23	17/2
41	Stoll, Chris	LS	6-2	255	8/3/98	2	Penn State	Westerville, Ohio	FA-23	17/0
34	Sutherland, Jonathan	SS	5-11	202	8/9/98	2	Penn State	Alexandria, Va.	FA-23	0/0
52	Taylor, Darrell	LB	6-4	267	3/24/97	5	Tennessee	Hopewell, Va.	D2-20	17/5
42	Thomas, Drake	LB	5-11	228	2/25/00	2	North Carolina State	Raleigh, N.C.	W(LV)-23	7/0
9	Walker III, Kenneth	RB	5-9	211	10/20/00	3	Michigan State	Arlington, Tenn.	D2b-22	15/15
24	Wallace, K'Von	SS	5-11	205	7/25/97	5	Clemson	Highland Springs, Va.	UFA(Ten)-24	8/6*
	Whitaker, Andrew	CB	6-0	183	1/16/99	2	Washington University	West Chester, Ohio	FA-23	0/0
82	White, Cody	WR	6-3	215	11/28/98	5	Michigan State	Novi, Mich.	FA-23	0/0
99	Williams, Leonard	DE	6-5	300	6/20/94	10	USC	Daytona Beach, Fla.	T(NYG)-23	18/17
13	Winston Jr., Easop	WR	5-11	190	12/17/96	4	Washington State	San Francisco, Calif.	FA-22	0/0
21	Witherspoon, Devon	CB	6-0	185	12/11/00	2	Illinois	Pensacola, Fla.	D1a-23	14/13
27	Woolen, Riq	CB	6-4	210	5/2/99	3	Texas-San Antonio	Forth Worth, Texas	D5a-22	16/15
93	Young, Cameron	NT	6-3	304	6/8/00	2	Mississippi State	Crosby, Miss.	D4b-23	16/1
83	Young, Dareke	WR	6-2	224	6/4/99	3	Lenoir-Rhyne	Raleigh, N.C.	D7b-22	6/0

## SEATTLE SEAHAWKS

\* Anchrum Jr. played 17 games with L.A Rams; Baker played 13 games with Miami; P. Brown played 17 games with New England; Dodson played 17 games with Buffalo; G. Fant played 16 games with Houston; Hankins played 14 games with Dallas; Harris played 17 games with Cleveland; Howell played 17 games with Washington; Jenkins played 17 games with Jacksonville; Pircher was on the L.A. Rams practice squad; Shenault Jr. played eight games with Carolina; Wallace played seven games with Arizona and 10 games with Tennessee.

t - Seahawks traded for Howell (WAS).

Players lost through unrestricted free agency (10): LB Jordyn Brooks (MIA, 16 games in '23); C Evan Brown (ARI, 16); LB Devin Bush (CLE, 13); T Jake Curhan (CHI, 11); RB DeeJay Dallas (ARI, 17); DE Mario Edwards Jr. (HOU, 15); G Damien Lewis (CAR, 16); QB Drew Lock (NYG, four); TE Colby Parkinson (LAC, 17); LB Bobby Wagner (WAS, 17).

Also played with Seahawks in '23—S Jamal Adams (nine games), LB Nick Bellore (16), G Ben Brown (one), LB Frank Clark (six); S Quandre Diggs (17), TE Will Dissly (16), NT Austin Faolui (two), G Phil Haynes (eight), CB Kelvin Joseph (one), CB Kyu Blu Kelly (five), T Jason Peters (eight), LB Tyreke Smith (one), S Teez Tabor (one), WR Cody Thompson (seven), RB SaRodrick Thompson (one).

### FIRST-YEAR ROSTER

Name	Pos.	Ht.	Wt.	Birthdate	College	Hometown	How Acq.
Anderson, Sunny	LB	6-4	250	7/28/00	Grambling	College Park, Ga.	FA
Barner, AJ	TE	6-6	251	5/3/02	Michigan	Aurora, Ohio	D4b
Ceaser, Nelson	LB	6-3	254	6/3/01	Houston	Missouri City, Texas	FA
Gibbs, Easton	LB	6-0	232	4/27/01	Wyoming	Temecula, Calif.	FA
Greenfield, Garret	T	6-6	311	9/20/99	South Dakota State	Rock Valley, Iowa	FA
Hatten, Hayden	WR	6-1	207	8/6/00	Idaho	Scottsdale, Ariz.	FA
Haynes, Christian	G	6-3	317	4/13/00	Connecticut	Bowie, Md.	D3
Holani, George	RB	5-10	208	12/16/99	Boise State	Bellflower, Calif.	FA
James, D.J.	CB	6-0	175	3/5/01	Auburn	Mobile, Ala.	D6b
Jerrell, Michael	T	6-5	309	8/18/99	Findlay	Indiaapolis, Ind.	D6c
Johnson, Carlton	CB	5-11	175	5/7/00	Fresno State	Moreno Valley, Calif.	FA
Jones, Buddha	NT	6-1	307	2/6/01	Troy	Tallahassee, Fla.	FA
Knight, Tyrice	LB	6-0	233	12/20/99	Texas-El Paso	Lakeland, Fla.	D4a
Laumea, Sataoa	T/G	6-4	319	1/13/01	Utah	Rialto, Calif.	D6a
Levelston, DeVere	DE	6-3	281	4/5/01	Southern Methodist	DeSoto, Texas	FA
Lewis, Kobe	RB	5-9	208	6/14/00	Florida Atlantic	Americus, Ga.	FA
Murphy II, Byron	DT	6-0	306	9/8/02	Texas	DeSoto, Texas	D1
Novitsky, Mike	C	6-3	309	12/17/99	Kansas	Victor, N.Y.	FA
Pickering, Nathan	DE	6-4	314	11/18/00	Mississippi State	Mount Olive, Miss.	FA
Pritchett, Nehemiah	CB	6-0	190	2/11/01	Auburn	Jackson, Ala.	D5
Torrence, Ro	CB	6-3	206	4/1/01	Arizona State	Bessemer, Ala.	FA
Westover, Jack	TE	6-2	245	6/9/99	Washington	Bellevue, Wash.	FA
Williams, Dee	WR	5-10	190	12/6/99	Tennessee	Forsyth, Ga.	FA
Williams II, Rason	LB	6-5	272	3/8/01	Louisiana Tech	Houston, Texas	FA
Williams, TaMerik	RB	6-0	227	8/12/99	North Dakota State	Angeleton, Texas	FA

The term **NFL Rookie** is defined as a player who is in his first season of professional football and has not been on the roster of another professional football team for any regular-season or postseason games. A **Rookie** is designated by an "R" on NFL rosters. Players who have been active in another professional football league or players who have NFL experience, including either preseason training camp or being on an Active List or Inactive List, or on Reserve/Injured or Reserve/Physically Unable to Perform for fewer than six regular-season games, are termed **NFL First-Year Players**. An **NFL First-Year Player** is designated by a "1" on NFL rosters. Thereafter, a player is credited with an additional year of experience for each season in which he accumulates six games on the Active List or Inactive List, or on Reserve/Injured or Reserve/Physically Unable to Perform.

Log on to [www.seahawks.com](http://www.seahawks.com) for an up-to-date roster.





# TAMPA BAY BUCCANEERS

## 2023 TEAM RECORD

### REGULAR SEASON (9-8)

Date	Opponent	Result
Sept. 10	at Minnesota	W 20-17
Sept. 17	CHICAGO	W 27-17
Sept. 25	PHILADELPHIA	L 11-25
Oct. 1	at New Orleans	W 26-9
Oct. 15	DETROIT	L 6-20
Oct. 22	ATLANTA	L 13-16
Oct. 26	at Buffalo	L 18-24
Nov. 5	at Houston	L 37-39
Nov. 12	TENNESSEE	W 20-6
Nov. 19	at San Francisco	L 14-27
Nov. 26	at Indianapolis	L 20-27
Dec. 3	CAROLINA	W 21-18
Dec. 10	at Atlanta	W 29-25
Dec. 17	at Green Bay	W 34-20
Dec. 24	JACKSONVILLE	W 30-12
Dec. 31	NEW ORLEANS	L 13-23
Jan. 7	at Carolina	W 9-0

### POSTSEASON (1-1)

Jan. 15	PHILADELPHIA	W 32-9
Jan. 21	at Detroit	L 23-31

### SCORE BY PERIODS

Team	42	120	71	115	0	—	348
Opponents	70	86	81	88	0	—	325

## 2023 TEAM STATISTICS

	Team	Opp.
Total First Downs	300	337
Rushing	79	101
Passing	188	213
Penalty	33	23
3rd Down: Made/Att	98/236	92/225
3rd Down Pct.	41.5	40.9
4th Down: Made/Att	12/18	12/25
4th Down Pct.	66.7	48.0
Possession Avg.	29:25	30:35
Total Net Yards	5321	5852
Avg. Per Game	313.0	344.2
Total Plays	1047	1081
Avg. Per Play	5.1	5.4
Net Yards Rushing	1509	1620
Avg. Per Game	88.8	95.3
Total Rushes	439	422
Net Yards Passing	3812	4232
Avg. Per Game	224.2	248.9
Sacked/Yards Lost	40/232	48/336
Gross Yards	4044	4568
Att./Completions	568/364	611/404
Completion Pct.	64.1	66.1
Had Intercepted	10	13
Punts/Average	77/50.1	65/46.9
Net Punting Avg.	77/41.8	65/42.4
Penalties/Yards	100/751	93/762
Fumbles/Ball Lost	21/8	26/13
Touchdowns	37	34
Rushing	8	11
Passing	28	23
Returns	1	0

## 2023 INDIVIDUAL STATISTICS

PASSING	Att	Cmp	Yds	Cmp%	Yds/Att	TD	TD%	Int	Int%	LG	Sk/Lost	Rtng
Mayfield	566	364	4044	64.3	7.14	28	4.9	10	1.8	75t	40/232	94.6
Godwin	1	0	0	0.0	0.00	0	0.0	0	0.0	—	0/0	39.6
Trask	1	0	0	0.0	0.00	0	0.0	0	0.0	—	0/0	39.6
Team	568	364	4044	64.1	7.12	28	4.9	10	1.8	75t	40/232	94.2
Opponents	611	404	4568	66.1	7.48	23	3.8	13	2.1	76t	48/336	92.0

### TD TD TD TD

SCORING	Tot	Ru	Rec	Rt	PAT	FG	Saf	Pts
McLaughlin	0	0	0	0	33/33	29/31	0	120
Evans	13	0	13	0	0	0	0	78
R.White	9	6	3	0	0	0	0	54
Otton	4	0	4	0	0	0	0	26
Godwin	3	1	2	0	0	0	0	20
Palmer	3	0	3	0	0	0	0	18
Barrett	1	0	0	1	0	0	0	6
Kieft	1	0	1	0	0	0	0	6
Mayfield	1	1	0	0	0	0	0	6
Moore	1	0	1	0	0	0	0	6
Thompkins	1	0	1	0	0	0	0	6
O'Connor	0	0	0	0	0	0	1	2
Team	37	8	28	1	33/33	29/31	1	348
Opponents	34	11	23	0	26/26	29/36	1	325

2-Pt Conv: Godwin, Otton. Team 2-4.

Opponents 3-8.

### RUSHING

No.	Yds	Avg	LG	TD	
R.White	272	990	3.6	38	6
Edmonds	49	176	3.6	21	0
Mayfield	62	163	2.6	31	1
Thompkins	8	56	7.0	17	0
Vaughn	24	42	1.8	9	0
Godwin	4	38	9.5	19t	1
Tucker	15	23	1.5	7	0
Palmer	3	22	7.3	13	0
Jarrett	1	0	0.0	0	0
Trask	1	-1	-1.0	-1	0
Team	439	1509	3.4	38	8
Opponents	422	1620	3.8	29	11

### RECEIVING

No.	Yds	Avg	LG	TD	
Godwin	83	1024	12.3	47t	2
Evans	79	1255	15.9	75t	13
R.White	64	549	8.6	43t	3
Otton	47	455	9.7	27	4
Palmer	39	385	9.9	54	3
Thompkins	17	83	4.9	26	1
Edmonds	14	81	5.8	14	0
Moore	5	94	18.8	52t	1
Durham	5	58	11.6	25	0
Jarrett	4	60	15.0	41	0
Tucker	2	9	4.5	6	0
Vaughn	2	2	1.0	3	0
Wells	2	-10	-5.0	1	0
Kieft	1	2	2.0	2t	1
Hainsey	0	-3	---	-3	0
Team	364	4044	11.1	75t	28
Opponents	404	4568	11.3	76t	23

### INTERCEPTIONS

No.	Yds	Avg	LG	TD	
Winfield	3	28	9.3	28	0
D.White	2	36	18.0	26	0
Izian	2	18	9.0	14	0
Delaney	2	4	2.0	4	0
Davis	2	3	1.5	3	0
Barrett	1	4	4.0	4t	1
Gholston	1	0	0.0	0	0
Team	13	93	7.2	28	1
Opponents	10	28	2.8	18	0

### PUNTING

No.	Yds	Avg	Net TB	In20	LG	B		
Camarda	77	3854	50.1	41.8	9	26	74	0
Team	77	3854	50.1	41.8	9	26	74	0
Opponents	65	3051	46.9	42.4	3	20	65	0

### PUNT RETURNS

Ret	FC	Yds	Avg	LG	TD	
Thompkins	25	18	234	9.4	51	0
Team	25	18	234	9.4	51	0
Opponents	38	10	455	12.0	52	0

### KICKOFF RETURNS

No.	Yds	Avg	LG	TD	
Thompkins	16	327	20.4	32	0
Team	16	327	20.4	32	0
Opponents	26	491	18.9	31	0

### FIELD GOALS

1-19	20-29	30-39	40-49	50+	
McLaughlin	0/0	8/8	12/12	2/3	7/8
Team	0/0	8/8	12/12	2/3	7/8
Opponents	0/0	9/9	13/13	4/4	3/10

### SACKS

No.	
Diaby	7.5
Winfield	6.0
Vea	5.5
Tryon-Shoyinka	5.0
Barrett	4.5
David	4.5
Kancey	4.0
Nelson	3.0
D.White	2.5
Gaines	1.0
Gill	1.0
Russell	1.0
Watts	1.0
(Team)	1.0
Hall	0.5
Team	48.0
Opponents	40.0

## 2024 COACHING STAFF

### Todd Bowles, Head Coach

**Pro Career:** Todd Bowles enters his third season as head coach of the Buccaneers following three seasons as the team's defensive coordinator (2019-21). Bowles has led the Buccaneers to consecutive NFC South titles, becoming the first coach in team history to lead the Buccaneers to consecutive playoff appearances and consecutive division titles in his first two seasons. Led by first-team All-Pro safety Antoine Winfield, Bowles was the play-caller for a defense that finished top 10 in the NFL in points allowed per game (19.1), sacks (48), rushing yards per game (95.3), yards per carry (3.8), red-zone efficiency (42.6 percent), goal-to-go efficiency (58.6 percent) and turnover margin (plus-8). On offense, newly signed quarterback Baker Mayfield put together a Pro Bowl-caliber season with career highs in passing yards (4,044), passing touchdowns (28) and completion percentage (64.3). The signal-caller finished in the NFL's top 10 in passing touchdowns (seventh), passing yards (ninth) and completions (10th). He was one of two players to finish the season with 28-or-more passing touchdowns and 10-or-fewer interceptions, and he became the second player in club history to throw for 4,000 yards, 25-or-more touchdowns and 10-or-fewer interceptions. Named the Pro Football Writers Association Most Improved Player, Mayfield led a Buccaneers offense that saw year-over-year increases in points scored, point differential, turnover margin, passing touchdowns, passer rating, net yards per pass attempt, third-down conversion rate, fourth-down conversion rate and time of possession. Mayfield helped wide receivers Mike Evans and Chris Godwin each produce 1,000-yard seasons for the third consecutive year – the only set of wide receivers in the NFL to do so. On top of leading the league in receiving touchdowns, Evans reached the 1,000-yard mark for the 10th consecutive season – the longest such streak to begin a career and the second-longest streak overall in league history. Additionally, Tristan Wirfs made his third Pro Bowl in his first season as a left tackle after switching from right tackle. During his time as defensive coordinator, Bowles transformed the unit into one of the NFL's most productive, opportunistic defenses. Since Bowles joined the Buccaneers in 2019, Tampa Bay's defense ranks first in fewest rushing yards per game allowed (93.0), fewest rush yards per attempt allowed (3.9), opponent fumble recoveries (59), strip sacks (41) and quarterback hits (535) while ranking second in sacks (235), forced fumbles (82) and tackles for loss (439). Additionally, Tampa Bay has also ranked in the top 10 in goal-to-go efficiency (third), takeaways (fifth), red-zone efficiency (fifth), fewest yards per play allowed (sixth), fewest net passing yards allowed per attempt (eighth), defensive touchdowns (tied, eighth), fewest yards per game allowed (ninth), passes defended (ninth) and lowest third-down conversion rate against (10th). The architect behind a historic defensive performance that catapulted the Buccaneers to a Super Bowl LV victory, Bowles and the Bucs held the explosive Kansas City offense to nine points and without a touchdown for the first time in 54 games with Patrick Mahomes as the starting quarterback. Bowles joined the Buccaneers after four seasons as head coach of the New York Jets (2015-18). Under Bowles, the Jets posted one of the best run defenses in the NFL, holding teams to just 4.0 yards per carry, the sixth-lowest figure in the NFL during that span, and

allowed 44 rushing touchdowns, tied for eighth-fewest in that time. Bowles' defense also allowed conversions on 36.0 percent of third downs, the NFL's fourth-lowest mark. Opposing passers completed 60.6 percent of their attempts against the Jets under Bowles, the third-lowest mark in the NFL. Nine Jets players earned Pro Bowl berths: Darrelle Revis (2015), Muhammad Wilkerson (2015), Chris Ivory (2015), Brandon Marshall (2015), Nick Mangold (2015), Leonard Williams (2016), Jamal Adams (2018), Jason Myers (2018) and Andre Roberts (2018). Prior to serving as Jets head coach, Bowles spent two seasons as defensive coordinator of the Arizona Cardinals (2013-14), where he won Assistant Coach of the Year honors from the PFWA and AP in 2014. During Bowles' time in Arizona, the Cardinals defense allowed the third-fewest rushing touchdowns (14), fifth-fewest points per game (19.5) and fifth-fewest rushing yards per game (96.6). Bowles' defenses in Arizona also showed a knack for takeaways, recording the fifth-most interceptions (38) and most defensive touchdowns (nine) in the NFL. Bowles saw cornerback Patrick Peterson earn first-team AP All-Pro honors in 2013 and Pro Bowl honors both years (2013-14). Defensive end John Abraham (2013), cornerback Antonio Cromartie (2014) and defensive end Calais Campbell (2014) also earned Pro Bowl selections. Bowles spent one year with the Philadelphia Eagles (2012) as the team's secondary coach, before being named interim defensive coordinator for the final 10 games of the season. Before Philadelphia, Bowles was the Dolphins' assistant head coach/secondary coach for four seasons (2008-11). In 2011, he was named interim head coach for the final three games, going 2-1. Bowles also worked as Cowboys defensive backs coach from 2005-07, coaching three players to the Pro Bowl (safety Ken Hamlin, cornerback Terence Newman and safety Roy Williams). His NFL coaching career began in 2000 as the defensive backs coach of the New York Jets prior to four years with the Cleveland Browns, working as the team's nickel package coach (2001-03) and secondary coach (2004). Career record: 44-60.

**Background:** Bowles got his start as the defensive coordinator for Morehouse College in 1997, followed by a two-year stint as defensive coordinator at Grambling State (1998-99). He played collegiately at Temple, and despite going undrafted in 1986, played eight years in the NFL, with Washington (1986-90 and 1992-93) and San Francisco (1991), starting on the 1987 Washington team that won Super Bowl XXII. Following his retirement as a player, Bowles spent two seasons (1995-96) with the Green Bay Packers playing personnel department.

**Personal:** Born in Elizabeth, N.J., he and his wife, Taneka, have three sons, Todd Jr., Troy and Tyson.

### ASSISTANT COACHES

**Tim Atkins,** assistant secondary; born July 19, 1979; Omaha, Neb. No collegiate or pro playing experience. College coach: Whittier 2004-05, Florida Atlantic 2008-09. Pro coach: Miami Dolphins 2006-07, Florida Tuskers (UFL) 2010, Buffalo Bills 2011-12, Cleveland Browns 2014-15, New York Jets 2016-18. Joined Buccaneers in 2019.

**Corey Bickey,** assistant strength & conditioning; born Feb. 26, 1990; Ambridge, Pa. Offensive lineman Indiana State 2008-12. No pro playing experience. College coach: Indiana State 2012, Cincinnati 2012-13, Arkansas 2013-17, Mississippi State 2018-

19. Pro coach: Joined Buccaneers in 2020.

**Kevin Carbery,** offensive line; born May 19, 1983; Oak Lawn, Ill. Offensive lineman Ohio 2001-04. Pro offensive lineman Cleveland Browns 2005, Detroit Lions 2005, Carolina Panthers 2006. College coach: Kansas 2009-11, Stephen F. Austin 2012-13, Stanford 2018-20. Pro coach: Dallas Cowboys 2014-15, Washington Redskins 2016-17, Los Angeles Rams 2021-22, New Orleans Saints 2023. Joined Buccaneers in 2024.

**Liam Coen,** offensive coordinator; born Nov. 8, 1985; Warwick, R.I. Quarterback Massachusetts 2004-08. No pro playing experience. College coach: Brown 2010 and 2012-13, Rhode Island 2011, Massachusetts 2014-15, Maine 2016-17, Kentucky 2021 and 2023. Pro coach: Los Angeles Rams 2018-20 and 2022. Joined Buccaneers in 2024.

**George Edwards,** outside linebackers; born Jan. 16, 1967; Siler City, N.C. Linebacker Duke 1985-89. No pro playing experience. College coach: Florida 1991, Appalachian State 1992-95, Duke 1996, Georgia 1997. Pro coach: Dallas Cowboys 1998-2001 and 2020-22, Washington Redskins 2002-03, Cleveland Browns 2004, Miami Dolphins 2005-09 and 2012-13, Buffalo Bills 2010-11, Minnesota Vikings 2014-19. Joined Buccaneers in 2023.

**Sarah Evans,** senior manager of coaching operations; born Aug. 4, 1993; Miami, Fla. Attended Florida State. No college or pro playing experience. Pro coach: Joined Buccaneers in 2016 (joined coaching staff in 2023).

**Joey Fitzgerald,** defensive quality control; born Aug. 8, 1986; Fort Lauderdale, Fla. Quarterback Hampden-Sydney 2005-08. No pro playing experience. College coach: Florida Atlantic 2009-12, Mississippi State 2013-14, Eastern Kentucky 2015, Virginia College at Wise 2016, Southeastern Louisiana 2017, Florida 2018, Louisiana-Monroe 2019-20, Northwestern State 2021. Pro coach: Joined Buccaneers in 2022.

**Larry Foote,** pass game coordinator/inside linebackers; born June 12, 1980; Detroit, Mich. Linebacker Michigan 1998-2001. Pro linebacker Pittsburgh Steelers 2002-08 and 2010-13, Detroit Lions 2009, Arizona Cardinals 2014. Pro coach: Arizona Cardinals 2015-18. Joined Buccaneers in 2019.

**Josh Gizzard,** pass game coordinator; born June 11, 1990; Lizard Lick, N.C. Defensive back Yale 2008-11. No pro playing experience. College coach: Duke 2013-16. Pro coach: Miami Dolphins 2017-23. Joined Buccaneers in 2024.

**Maral Javadifard,** director of rehabilitation/performance coach; born March 17, 1990; Queens, N.Y. Attended Pace. No college or pro playing experience. Pro coach: Joined Buccaneers in 2019.

**Rashad Johnson,** assistant secondary; born Jan. 2, 1986; Sulligent, Ala. Safety Alabama 2005-08. Pro safety Arizona Cardinals 2009-15, Tennessee Titans 2016. No college coaching experience. Pro coach: Joined Buccaneers in 2023.

**Jeff Kastl,** offensive quality control; born March 3, 1984; Clinton Township, Mich. Quarterback Michigan 2002-06. No pro playing experience. College coach: Central Michigan 2007, Ashland 2009-11, Auburn 2012, Michigan 2013-14, LSU 2015, Texas-San Antonio 2016-19, Indiana State 2020-21. Pro coach: Joined Buccaneers in 2022.

**Thaddeus Lewis,** quarterbacks; born Nov. 19, 1987; Opa-locka, Fla. Quarterback Duke 2006-09. Pro quarterback Cleveland Browns 2012, Buffalo

# TAMPA BAY BUCCANEERS

Bills 2013, Houston Texans 2014. College coach: UCLA 2018-19. Pro coach: Joined Buccaneers in 2021.

**Bryan McClendon**, wide receivers; born Dec. 28, 1983; Chicago, Ill. Wide receiver Georgia 2002-05. Pro wide receiver Chicago Bears 2006. College coach: Georgia 2007-15 and 2022-23, South Carolina 2016-19, Oregon 2021. Joined Buccaneers in 2024.

**Thomas McGaughey**, special teams coordinator; born May 8, 1973; Chicago, Ill. Defensive back Houston 1991-95. Pro defensive back Cincinnati Bengals 1996, Philadelphia Eagles 1996-97. College coach: Houston 1998 and 2003-04, LSU 2011-13. Pro coach: Kansas City Chiefs 2001-02, Denver Broncos 2005-06, New York Giants 2007-10 and 2018-23, New York Jets 2014, San Francisco 49ers 2015, Carolina Panthers 2016-17. Joined Buccaneers in 2024.

**Tom Moore**, senior offensive assistant; born Nov. 7, 1938; Owatonna, Minn. Quarterback Iowa 1958-60. No pro playing experience. College coach: Iowa 1961-62, Dayton 1965-68, Wake Forest 1969, Georgia Tech 1970-71, Minnesota 1972-73 and 1975-76. Pro coach: Pittsburgh Steelers 1977-89, Minnesota Vikings 1990-93, Detroit Lions 1994-96, New Orleans Saints 1997, Indianapolis Colts 1998-2010, New York Jets 2011, Tennessee Titans 2012, Arizona Cardinals 2013-17. Joined Buccaneers in 2019.

**Justin Peelle**, tight ends; born March 15, 1979; Fresno, Calif. Tight end Oregon 1998-2001. Pro tight end San Diego Chargers 2002-05, Miami Dolphins 2006-07, Atlanta Falcons 2008-10, San Francisco 49ers 2011, Pittsburgh Steelers 2012. No college coaching experience. Pro coach: Philadelphia Eagles 2013-20, Atlanta Falcons 2021-23. Joined Buccaneers in 2024.

**Skip Peete**, running backs; born Jan. 30, 1963;

Phoenix, Ariz. Wide receiver Kansas 1984-85. No pro playing experience. College coach: Pittsburgh 1988-92, Michigan State 1993-94, Rutgers 1995, UCLA 1996-97. Pro coach: Oakland Raiders 1998-2006, Dallas Cowboys 2007-12 and 2020-22, Chicago Bears 2013-14, Los Angeles Rams 2016-19. Joined Buccaneers in 2023.

**Brian Pucci**, assistant offensive line; born Feb. 2, 1971; Leominster, Mass. Tight end Syracuse 1989-93. No pro playing experience. College coach: Southern Connecticut State 1994-98, Massachusetts 1998-99 and 2004-12, Northeastern 2000-03, Central Connecticut State 2013, Widener 2014, Becker 2015, Maine 2016-17, Florida International 2021, Kentucky 2023. Pro coach: Detroit Lions 2018-19. Joined Buccaneers in 2024.

**Anthony Piroli**, head strength & conditioning; born May 26, 1985; Aliquippa, Pa. Attended Indiana (Pa.). No college or pro playing experience. College coach: Indiana (Pa.) 2007, Pittsburgh 2008-09, Mississippi State 2014 and 2018. Pro coach: Arizona Cardinals 2015-17. Joined Buccaneers in 2019.

**Nick Rapone**, safeties; born April 25, 1956; New Castle, Pa. Wide receiver Temple 1974-77. No pro playing experience. College coach: Pittsburgh 1979-80 and 1989-92, East Tennessee State 1981-82, Temple 1983-88 and 1999-2005, Connecticut 1995-98, Delaware 2006-12. Pro coach: Arizona Cardinals 2013-17. Joined Buccaneers in 2019.

**Kacy Rodgers**, run game coordinator/defensive line; born June 24, 1969; Humboldt, Tenn. Defensive end/linebacker Tennessee 1988-91. Pro linebacker Pittsburgh Steelers 1992, Shreveport Pirates (CFL) 1994. College coach: Tennessee-Martin 1994-97, Louisiana-Monroe 1998, Middle Tennessee State 1999-2001, Arkansas 2002. Pro coach: Dallas Cowboys 2003-07, Miami Dolphins 2008-14, New York Jets 2015-18. Joined Buccaneers in 2019.

**Kevin Ross**, cornerbacks; born Jan. 16, 1962; Camden, N.J. Defensive back Temple 1980-83. Pro defensive back Kansas City Chiefs 1984-93 and 1997, Atlanta Falcons 1994-95, San Diego Chargers 1996. Pro coach: Minnesota Vikings 2003-05, San Diego Chargers 2007-08, New York Sentinels (UFL) 2009, Oakland Raiders 2010-11, Arizona Cardinals 2013-17. Joined Buccaneers in 2019.

**Jordan Somerville**, assistant quarterbacks; born Jan. 28, 1996; Tempe, Ariz. Attended Arizona State. No college or pro playing experience. College coach: Arizona State 2019, New Mexico 2020-21, Oregon 2022. Pro coach: Joined Buccaneers in 2023.

**Keith Tandy**, special teams assistant; born Feb. 12, 1989; Hopkinsville, Ky. Defensive back West Virginia 2008-11. Pro defensive back Tampa Bay Buccaneers 2012-17, Atlanta Falcons 2018. No college coaching experience. Pro coach: Joined Buccaneers in 2020.

**John Van Dam**, pass game assistant; born Aug. 18, 1984; East Lansing, Mich. Quarterback Michigan State 2006-08. No pro playing experience. College coach: Augustana 2008-11, Alabama 2012-13, Michigan 2014, Florida 2015, Southern Illinois 2016-17, Lafayette 2018. Pro coach: Joined Buccaneers in 2019.

**Chad Wade**, assistant strength & conditioning; born Dec. 5, 1973; Weeping Water, Neb. Offensive lineman Nebraska-Wesleyan 1992-94. No pro playing experience. College coach: Nebraska 1996-2013. Pro coach: Joined Buccaneers in 2014.

**DeAndre Ward**, assistant strength & conditioning; born Dec. 10, 1993; Wetumpka, Ala. Linebacker Mississippi State 2013-16. No pro playing experience. College coach: Cincinnati 2018-19, Mississippi State 2020-21. Pro coach: Joined Buccaneers in 2022.

## RECORD HOLDERS

### INDIVIDUAL RECORDS—CAREER

Rushing (Yds.)	James Wilder, 1981-89	5,957
Passing (Yds.)	Jameis Winston, 2015-19	19,737
Passing (TDs)	Jameis Winston, 2015-19	121
Receiving (No.)	Mike Evans, 2014-23	762
Receiving (Yds.)	Mike Evans, 2014-23	11,680
Interceptions	Rondé Barber, 1997-2012	47
Punting (Avg.)	Jake Camarda, 2022-23	49.4
Punt Return (Avg.)	Clifton Smith, 2008-09	12.1
Kickoff Return (Avg.)	Aaron Stecker, 2000-03	23.8
Field Goals	Martin Gramatica, 1999-2004	137
Touchdowns (Tot.)	Mike Evans, 2014-23	95
Points	Martin Gramatica, 1999-2004	592
*Sacks	Warren Sapp, 1995-2003	77.0

### INDIVIDUAL RECORDS—SINGLE SEASON

Rushing (Yds.)	James Wilder, 1984	1,544
Passing (Yds.)	Tom Brady, 2021	5,316
Passing (TDs)	Tom Brady, 2021	43
Receiving (No.)	Keyshawn Johnson, 2001	106
Receiving (Yds.)	Mike Evans, 2018	1,524
Interceptions	Rondé Barber, 2001	10
Punting (Avg.)	Jake Camarda, 2023	50.1
Punt Return (Avg.)	Jacquez Green, 1998	15.1
Kickoff Return (Avg.)	Clifton Smith, 2009	29.1
Field Goals	Martin Gramatica, 2002	32
	Matt Bryant, 2008	32
	Mike Evans, 2021	14
Touchdowns (Tot.)	Mike Evans, 2020	136
Points	Ryan Succop, 2020	136
*Sacks	Shaquil Barrett, 2019	19.5

### INDIVIDUAL RECORDS—SINGLE GAME

Rushing (Yds.)	Doug Martin, 11-4-12	251
Passing (Yds.)	Doug Williams, 11-16-80	486
Passing (TDs)	Steve DeBerg, 9-13-87	5
	Brad Johnson, 11-3-02	5
	Josh Freeman, 12-26-10	5
	Jameis Winston, 11-22-15	5
	Tom Brady, 10-4-20, 9-19-21, 10-10-21	5
Receiving (No.)	Chris Godwin, 12-5-21	15
Receiving (Yds.)	Vincent Jackson, 10-21-12	216
Interceptions	Rondé Barber, 12-23-01, 12-4-05	3
	Aqib Talib, 9-21-08	3
	Andrew Adams, 12-2-18	3
Field Goals	Martin Gramatica, 12-29-02	5
Touchdowns (Tot.)	Jimmie Giles, 10-20-85	4
	Doug Martin, 11-4-12	4
	Leonard Fournette, 11-28-21	4
	Jimmie Giles, 10-20-85	24
	Doug Martin, 11-4-12	24
	Leonard Fournette, 11-28-21	24
	Marcus Jones, 10-19-00	4.0
	Simeon Rice, 10-12-03	4.0
	Shaquil Barrett, 9-22-19	4.0

\*Sacks became an official statistic in 1982

# TAMPA BAY BUCCANEERS

## 2024 VETERAN ROSTER

No.	Name	Pos.	Ht.	Wt.	Birthdate	NFL		College	Hometown	How Acq.	'23 Games/	
						Exp.	Starts				Starts	Starts
93	Banks, Eric	DL	6-5	274	1/30/98	2		Texas-San Antonio	Memphis, Tenn.	FA-24		2/0*
68	Bredeson, Ben	G	6-5	315	2/20/98	5		Michigan	Hartland, Wis.	UFA(NYG)-24		16/16*
52	Britt, K.J.	LB	6-0	235	6/4/99	4		Auburn	Oxford, Ala.	D5-21		16/4
74	Brown IV, Earnest	DE	6-0	300	1/8/99	3		Northwestern	Aubrey, Texas	FA-24		7/0*
5	Camarda, Jake	P	6-1	193	4/20/99	3		Georgia	Norcross, Ga.	D4b-22		17/0
54	David, Lavonte	LB	6-1	233	1/23/90	13		Nebraska	Miami, Fla.	D2-12		15/15
35	Dean, Jamel	CB	6-1	206	10/15/96	6		Auburn	Cocoa, Fla.	D3a-19		13/13
8	Dennis, SirVocea	LB	6-0	230	3/9/00	2		Pittsburgh	Syracuse, N.Y.	D5a-23		13/0
0	Diaby, Yaya	OLB	6-4	270	5/30/99	2		Louisville	Atlanta, Ga.	F3a-23		17/7
87	Durham, Payne	TE	6-5	255	6/15/00	2		Purdue	Suwanee, Ga.	D5b-23		13/2
22	Edmonds, Chase	RB	5-9	201	4/13/96	7		Fordham	Harrisburg, Pa.	UFA(Den)-23		13/0
13	Evans, Mike	WR	6-5	231	8/21/93	11		Texas A&M	Galveston, Texas	D1-14		17/17
96	Gaines, Greg	DL	6-1	312	5/6/96	6		Washington	La Habra, Calif.	UFA(LAR)-23		17/2
92	Gholston, William	DL	6-6	281	7/31/91	12		Michigan State	Detroit, Mich.	D4b-13		16/1
14	Godwin, Chris	WR	6-1	209	2/27/96	8		Penn State	Middletown, Del.	D3a-17		17/17
67	Goedeke, Luke	T	6-5	312	11/21/98	3		Central Michigan	Whitelaw, Wis.	D2b-22		17/17
91	Greene, Mike	DL	6-3	293	5/3/99	2		James Madison	Richmond, Va.	FA-22		10/2
56	Gregory, Randy	OLB	6-5	255	11/23/92	7		Nebraska	Fishers, Ind.	UFA(SF)-24		16/3*
70	Hainsey, Robert	C	6-4	306	8/12/98	4		Notre Dame	Pittsburgh, Pa.	D3-21		17/17
34	Hall, Bryce	CB	6-1	202	11/5/97	5		Virginia	Harrisburg, Pa.	UFA(NYJ)-24		9/2*
90	Hall, Logan	DL	6-6	283	4/22/00	3		Houston	Belton, Texas	D2a-22		16/13
32	Hayes, Josh	DB	6-0	190	4/24/99	2		Kansas State	Lakeland, Fla.	D6a-23		15/0
29	Izien, Christian	S	5-10	200	6/8/00	2		Rutgers	Far Rockaway, N.Y.	FA-23		17/4
18	Jarrett, Rakim	WR	6-0	192	1/24/01	2		Maryland	Palmer Park, Md.	FA-23		10/0
53	Jones, Vi	LB	6-2	225	5/5/98	2		North Carolina State	Austin, Texas	FA-24		0/0*
94	Kancey, Calijah	DL	6-0	280	3/1/01	2		Pittsburgh	Miami, Fla.	D1-23		14/14
41	Kieft, Ko	TE	6-5	265	1/20/98	3		Minnesota	Sioux Center, Iowa	D6-22		16/6
69	Mauch, Cody	G	6-6	303	1/15/99	2		North Dakota State	Hankinson, N.D.	D2-23		17/17
6	Mayfield, Baker	QB	6-1	215	4/14/95	7		Oklahoma	Austin, Texas	UFA(LAR)-23		17/17
27	McCollum, Zyon	CB	6-2	199	5/3/99	3		Sam Houston State	Galveston, Texas	D5-22		17/9
4	McLaughlin, Chase	K	6-0	190	4/9/96	6		Illinois	Cypress, Texas	UFA(Ind)-23		17/0
26	Merrifield, Kaevon	S	6-0	212	12/20/99	2		Iowa	Belleville, Mich.	FA-23		16/2
98	Nelson, Anthony	OLB	6-7	271	3/4/97	6		Iowa	Urbandale, Iowa	D4-19		16/0
76	Opeta, Sua	G	6-4	305	8/15/96	5		Weber State	Bountiful, Utah	UFA(Phi)-24		13/6*
88	Otto, Cade	TE	6-5	247	4/15/99	3		Washington	Tumwater, Wash.	D4a-22		17/17
10	Palmer, Trey	WR	6-1	190	4/2/01	2		Nebraska	Kentwood, La.	D6b-23		17/8
51	Russell, J.J.	LB	6-1	225	10/12/98	3		Memphis	Grenada, Miss.	FA-22		8/1
77	Skule, Justin	T	6-6	315	11/23/96	5		Vanderbilt	Clifton, Va.	FA-22		17/0
37	Thomas, Tavierre	CB	5-10	205	3/11/96	7		Ferris State	Detroit, Mich.	UFA(Hou)-24		9/5*
83	Thompkins, Deven	WR	5-8	155	12/23/99	3		Utah State	Fort Myers, Fla.	FA-22		17/1
2	Trask, Kyle	QB	6-5	236	3/6/98	4		Florida	Manvel, Texas	D2-21		2/0
97	Triner, Zach	LS	6-3	245	1/30/91	6		Assumption	Marshfield, Mass.	FA-19		17/0
9	Tryon-Shoyinka, Joe	OLB	6-5	259	4/30/99	4		Washington	Renton, Wash.	D1-21		17/12
44	Tucker, Sean	RB	5-10	205	10/25/01	2		Syracuse	Owings Mills, Md.	FA-23		11/0
50	Vea, Vita	NT	6-4	347	2/5/95	7		Washington	Milpitas, Calif.	D1-18		15/15
73	Walton, Brandon	OL	6-5	300	3/18/98	3		Florida Atlantic	Largo, Fla.	W(Pit)-21		4/0
58	Watts, Markees	OLB	6-1	240	12/7/99	2		Charlotte	Lancaster, S.C.	FA-23		7/0
17	Webb, Raleigh	WR	6-2	204	12/28/97	2		The Citadel	Acworth, Ga.	FA-23		0/0
89	Wells, David	TE	6-6	260	5/2/95	4		San Diego State	Clovis, Calif.	FA-22		5/0
1	White, Rachaad	RB	6-0	214	1/12/99	3		Arizona State	Kansas City, Mo.	D3-22		17/17
3	Whitehead, Jordan	S	5-10	198	3/18/97	7		Pittsburgh	Monaca, Pa.	UFA(NYJ)-24		17/17*
31	Winfield Jr., Antoine	S	5-9	203	8/16/98	5		Minnesota	The Woodlands, Texas	D2-20		17/17
78	Wirfs, Tristan	T	6-5	320	1/24/99	5		Iowa	Mount Vernon, Iowa	D1-20		17/17
11	Wolford, John	QB	6-1	218	10/16/95	5		Wake Forest	Jacksonville, Fla.	UFA(LAR)-23		0/0

\* Banks played two games with Arizona; Bredeson played 16 games with the New York Giants; Brown played seven games with the L.A. Rams; Gregory played four games with Denver and 12 games with San Francisco; Bryce Hall played nine games with the New York Jets; Jones last active with Seattle in '22; Opeta played 13 games with Philadelphia; Thomas played nine games with Houston; Whitehead played 17 games with the New York Jets.

Players lost through unrestricted free agency (five): DB Dee Delaney (BUF, 17 games in '23), OLB Cam Gill (CAR, 15), WR David Moore (CAR, seven); OL Aaron Stinnie (NYG, 13); LB Devin White (PHI, 14).

Also played with Buccaneers in '23—Shaquill Barrett (16 games), Carlton Davis III (12), Matt Feiler (13), Richard LeCounte III (two), Nick Leverett (three), Ryan Neal (15), Pat O'Connor (11), Derrek Pitts Jr. (four), Deadrin Senat (three), Ke'Shawn Vaughn (six).

# TAMPA BAY BUCCANEERS

## FIRST-YEAR ROSTER

Name	Pos.	Ht.	Wt.	Birthdate	College	Hometown	How Acq.
Annexstad, Zack	QB	6-3	220	4/16/00	Illinois State	Norseland, Minn.	FA
Banks, Marcus	S	6-0	190	10/8/00	Mississippi State	Houston, Texas	FA
Barton, Graham	C	6-5	314	6/1/02	Duke	Brentwood, Tenn.	D1
Braswell, Chris	OLB	6-3	255	10/25/01	Alabama	Baltimore, Md.	D2
Brewer, C.J. (1)	DL	6-2	290	11/22/97	Coastal Carolina	Bowdon, Ga.	FA-23
Culp, Devin	TE	6-4	237	2/2/00	Washington	Spokane, Wash.	D7
Culpepper, Judge	DT	6-4	293	11/24/99	Toledo	Tampa, Fla.	FA
Deckers, Evan (1)	LS	6-3	252	2/23/99	Duke	Avon, Conn.	FA-23
Delgado, Xavier	OL	6-4	329	6/20/00	Missouri	Glendale, Ariz.	FA
DeLoach, Kalen	LB	6-1	212	11/28/00	Florida State	Savannah, Ga.	FA
Dzansi, Silas (1)	T	6-5	335	6/13/98	Virginia Tech	Woodbridge, Va.	FA-23
Funderburk, Tyrek	CB	6-0	185	11/28/00	Appalachian State	Indian Trail, N.C.	FA
Grier Jr., Antonio	LB	6-1	230	1/18/00	Arkansas	Atlanta, Ga.	FA
Grzesiak, Daniel	OLB	6-1	245	11/19/00	Cincinnati	Los Angeles, Calif.	FA
Haggard, Luke (1)	OL	6-7	305	1/3/00	Indiana	Petaluma, Calif.	FA-23
Hayes, Andrew	CB	6-0	195	5/17/01	Central Arkansas	Bryant, Ark.	FA
Irving, Bucky	RB	5-10	195	8/19/02	Oregon	Chicago, Ill.	D4
Isaac, Keenan (1)	CB	6-3	190	2/17/00	Alabama State	Midfield, Ala.	FA-23
Jefferson, Ramon	RB	5-10	210	1/10/00	Kentucky	The Bronx, N.Y.	FA
Johnson III, Cephus (1)	WR	6-5	220	9/21/99	Southeastern Louisiana	Mobile, Ala.	FA-23
Johnson, Kameron	WR	5-10	170	3/17/02	Barton	Rocky Mount, N.C.	FA
Jones, Avery	G	6-4	307	10/20/99	Auburn	Havelock, N.C.	FA
Jones, Latreal	WR	6-1	195	1/13/99	Southern Mississippi	Taylorville, Miss.	FA
Klein, Elijah	G	6-4	319	4/8/00	Texas-El Paso	Mt. Baldy, Calif.	D6
Klue, Tanner	WR	5-11	178	11/26/99	Eastern Michigan	Mason, Ohio	FA
McDonald, Chris	CB	5-10	192	11/9/99	Toledo	Miami, Fla.	FA
McMillan, Jalen	WR	6-1	192	12/7/01	Washington	Fresno, Calif.	D3b
Metz, Lorenz	OL	6-9	310	3/7/97	Cincinnati	Neuötting, Germany	FA
Miller, Ryan (1)	WR	6-2	221	2/20/00	Furman	Jackson, Tenn.	FA-23
Peterson Jr., Shaun	OLB	6-3	240	10/22/99	Central Florida	Fort Lauderdale, Fla.	FA
Ramirez, Jose (1)	OLB	6-2	252	5/9/99	Eastern Michigan	Lake Alfred, Fla.	D6c-23
Smith, Tykee	S	5-10	202	2/18/01	Georgia	Philadelphia, Penn.	D3a
Taula, Tanner (1)	TE	6-6	255	12/6/98	Illinois State	Blue Springs, Mo.	FA-23
Uguak, Lwal	DL	6-4	269	3/20/00	TCU	Edmonton, Canada	FA
Williams, DJ	RB	6-0	225	11/15/99	Arizona	Lake Placid, Fla.	FA
Wisdom, Rashad	S	5-9	210	6/6/01	Texas-San Antonio	Converse, Texas	FA

The term **NFL Rookie** is defined as a player who is in his first season of professional football and has not been on the roster of another professional football team for any regular-season or postseason games. A **Rookie** is designated by an "R" on NFL rosters. Players who have been active in another professional football league or players who have NFL experience, including either preseason training camp or being on an Active List or Inactive List, or on Reserve/Injured or Reserve/Physically Unable to Perform for fewer than six regular-season games, are termed **NFL First-Year Players**. An **NFL First-Year Player** is designated by a "1" on NFL rosters. Thereafter, a player is credited with an additional year of experience for each season in which he accumulates six games on the Active List or Inactive List, or on Reserve/Injured or Reserve/Physically Unable to Perform.

Log on to [www.buccaneers.com](http://www.buccaneers.com) for an up-to-date roster.



# WASHINGTON COMMANDERS

## 2023 TEAM RECORD

### REGULAR SEASON (4-13)

Date	Opponent	Result
Sept. 10	ARIZONA	W 20-16
Sept. 17	at Denver	W 35-33
Sept. 24	BUFFALO	L 3-37
Oct. 1	at Philadelphia (OT)	L 31-34
Oct. 5	CHICAGO	L 20-40
Oct. 15	at Atlanta	W 24-16
Oct. 22	at N.Y. Giants	L 7-14
Oct. 29	PHILADELPHIA	L 31-38
Nov. 5	at New England	W 20-17
Nov. 12	at Seattle	L 26-29
Nov. 19	N.Y. GIANTS	L 19-31
Nov. 23	at Dallas	L 10-45
Dec. 3	MIAMI	L 15-45
Dec. 17	at L.A. Rams	L 20-28
Dec. 24	at N.Y. Jets	L 28-30
Dec. 31	SAN FRANCISCO	L 10-27
Jan. 7	DALLAS	L 10-38

### SCORE BY PERIODS

Team	39	111	70	109	0	—	329
Opponents	125	158	69	163	3	—	518

## 2023 TEAM STATISTICS

	Team	Opp.
Total First Downs	321	364
Rushing	99	121
Passing	190	218
Penalty	32	25
3rd Down: Made/Att	77/216	94/226
3rd Down Pct.	35.6	41.6
4th Down: Made/Att	16/29	13/21
4th Down Pct.	55.2	61.9
Possession Avg.	29:28	30:32
Total Net Yards	5317	6612
Avg. Per Game	312.8	388.9
Total Plays	1060	1117
Avg. Per Play	5.0	5.9
Net Yards Rushing	1592	2155
Avg. Per Game	93.6	126.8
Total Rushes	359	480
Net Yards Passing	3725	4457
Avg. Per Game	219.1	262.2
Sacked/Yards Lost	65/449	39/170
Gross Yards	4174	4627
Att./Completions	636/407	598/396
Completion Pct.	64.0	66.2
Had Intercepted	21	8
Punts/Average	75/44.8	62/47.8
Net Punting Avg.	75/40.7	62/41.4
Penalties/Yards	87/701	99/828
Fumbles/Ball Lost	20/11	16/10
Touchdowns	39	59
Rushing	14	15
Passing	24	39
Returns	1	5

## 2023 INDIVIDUAL STATISTICS

PASSING	Att	Cmp	Yds	Cmp%	Yds/Att	TD	TD%	Int	Int%	LG	Sk/Lost	Rtng
Howell	612	388	3946	63.4	6.45	21	3.4	21	3.4	51t	65/449	78.9
Brissett	23	18	224	78.3	9.74	3	13.0	0	0.0	48	0/0	146.8
Brown	1	1	4	100.0	4.00	0	0.0	0	0.0	4	0/0	83.3
Team	636	407	4174	64.0	6.56	24	3.8	21	3.3	51t	65/449	81.6
Opponents	598	396	4627	66.2	7.74	39	6.5	8	1.3	78t	39/170	105.7

SCORING	TD TD TD TD				PAT	FG	Saf	Pts
	Tot	Ru	Rec	Rt				
Howell	0	0	0	0	32/35	19/24	0	89
Robinson	9	5	4	0			0	56
Howell	5	5	0	0			0	32
McLaurin	5	0	4	1			0	30
Samuel	5	1	4	0			0	30
Thomas	4	0	4	0			0	26
Dotson	4	0	4	0			0	24
Gibson	3	1	2	0			0	18
Rodriguez	2	2	0	0			0	12
Brown	1	0	1	0			0	6
Crowder	1	0	1	0			0	6
Team	39	14	24	1	32/35	19/24	0	329
Opponents	59	15	39	5	53/64	35/39	0	518

2-Pt Conv: Howell, Robinson, Thomas. Team 3-4. Opponents 3-5.

RUSHING	No.	Yds	Avg	LG	TD
Robinson	178	733	4.1	29	5
Gibson	65	265	4.1	16	1
Howell	48	263	5.5	24	5
Rodriguez	51	247	4.8	16	2
Samuel	7	39	5.6	15	1
Gore	3	26	8.7	23	0
Brissett	3	19	6.3	10	0
Thomas	1	2	2.0	2	0
Brown	1	0	0.0	0	0
Way	1	0	0.0	0	0
Williams	1	-2	-2.0	-2	0
Team	359	1592	4.4	29	14
Opponents	480	2155	4.5	64t	15

RECEIVING	No.	Yds	Avg	LG	TD
McLaurin	79	1002	12.7	48	4
Samuel	62	613	9.9	37	4
Thomas	55	496	9.0	29	4
Dotson	49	518	10.6	33t	4
Gibson	48	389	8.1	41	2
Robinson	36	368	10.2	51t	4
Bates	19	151	7.9	35	0
Crowder	16	159	9.9	26t	1
Pringle	14	161	11.5	26	0
Brown	12	168	14.0	35t	1
C.Turner	11	120	10.9	29	0
Armah	3	13	4.3	10	0
Rodriguez	2	12	6.0	7	0
Howell	1	4	4.0	4	0
Team	407	4174	10.3	51t	24
Opponents	396	4627	11.7	78t	39

INTERCEPTIONS	No.	Yds	Avg	LG	TD
Fuller	2	23	11.5	23	0
Martin	2	7	3.5	7	0
Barton	1	52	52.0	52	0
Forbes	1	3	3.0	3	0
J.Davis	1	0	0.0	0	0
St-Juste	1	0	0.0	0	0
Team	8	85	10.6	52	0
Opponents	21	252	12.0	63t	4

PUNTING	No.	Yds	Avg	Net TB	In 20	LG B
Way	73	3361	46.0	40.7	2	30
Team	75	3361	44.8	40.7	2	30
Opponents	62	2963	47.8	41.4	6	21

### PUNT

RETURNS	Ret	FC	Yds	Avg	LG	TD
Crowder	35	14	278	7.9	61	0
Team	35	14	278	7.9	61	0
Opponents	34	25	271	8.0	45	0

### KICKOFF

RETURNS	No.	Yds	Avg	LG	TD
Gibson	14	340	24.3	37	0
Pringle	9	251	27.9	40	0
Bates	1	10	10.0	10	0
Team	24	601	25.0	40	0
Opponents	5	139	27.8	30	0

FIELD GOALS	1-19	20-29	30-39	40-49	50+
Slye	0/0	2/3	7/7	7/9	3/5
Team	0/0	2/3	7/7	7/9	3/5
Opponents	0/0	7/7	11/13	10/12	7/7

### SACKS

	No.
Sweat	6.5
J.Allen	5.5
Toohill	5.0
Young	5.0
Payne	4.0
J.Davis	3.0
Mayo	2.0
Henry	1.5
Curl	1.0
Hudson	1.0
Martin	1.0
Smith-Williams	1.0
St-Juste	1.0
(Team)	1.0
Anderson	0.5
Team	39.0
Opponents	65.0



## 2024 COACHING STAFF

### Dan Quinn, Head Coach

**Pro Career:** Became the 31st coach in Washington history on Feb. 3, 2024. Quinn joins the Commanders with 21 years of coaching experience, most recently serving as the defensive coordinator for the Dallas Cowboys from 2021-23. In 2021, he was named Assistant Coach of the Year by the *Associated Press*. From 2021-23, Quinn's unit ranked No. 5 in the NFL in points per game (19.9), No. 7 in net yards allowed per game (327.0), No. 6 in sacks (141) and No. 1 in interceptions (59). Prior to his time in Dallas, Quinn spent six seasons (2015-20) as the head coach of the Atlanta Falcons where he led Atlanta to Super Bowl LI. He finished his career with the Falcons with a 43-42 regular-season record and a 3-2 postseason record. Before his time in Atlanta, Quinn served as the defensive coordinator for the Seattle Seahawks for two seasons (2013-14) and oversaw a defense that helped guide Seattle to consecutive Super Bowl appearances. The Seahawks defense ranked No. 1 in the NFL in fewest yards allowed (270.4), points allowed (15.2) and passing yards allowed (178.8), all while holding offenses to just 91.6 rushing yards per game during Quinn's tenure with the team. Before joining Seattle for his second stint, Quinn coached for the University of Florida (2011-12), the Seattle Seahawks (2009-10), New York Jets (2007-08), Miami Dolphins (2005-06), San Francisco 49ers (2001-04), Hofstra University (1996-2000), VMI (1995) and William & Mary (1994). Career record: 46-44.

**Background:** Quinn played defensive line at Salisbury for four seasons (1990-93) and was a four-year letterwinner and two-time co-captain. He also lettered in track and field and held the school record in the hammer throw until 2012. Quinn was inducted into the Salisbury Athletic Hall of Fame in 2005. No pro playing experience.

**Personal:** Born Sept. 11, 1970, in Morristown, N.J. In 20024, he and his wife, Stacey, started Quinn's Corps, which helps serve members of the military both at home and abroad.

### ASSISTANT COACHES

**George Banko**, defensive quality control; born Sept. 10, 1997; Fredericksburg, Va. No college or pro playing experience. College coach: Alabama 2023. Pro coach: Joined Commanders in 2024.

**David Blough**, assistant quarterbacks; born July 31, 1995; Carrollton, Texas. Quarterback Purdue 2014-18. Pro quarterback Cleveland Browns 2019, Detroit Lions 2019-21 and 2023, Minnesota Vikings 2022, Arizona Cardinals 2022. No college coaching experience. Pro coach: Joined Commanders in 2024.

**Andre Coleman**, offensive assistant; born Sept. 19, 1971; Hermitage, Pa. Wide receiver Kansas State 1990-93. Pro wide receiver San Diego Chargers 1994-96, Seattle Seahawks 1997, Pittsburgh Steelers 1997-98. College coach: Youngstown State 2010-12, Kansas State 2013-18, Texas 2019-21. Pro coach: Joined Commanders in 2024.

**Tom Donatell**, defensive backs; born March 29, 1989; Duluth, Ga. Linebacker Iowa 2008-12. No pro playing experience. College coach: South Florida 2013-14, UCLA 2015-16. Pro coach: Seattle Seahawks 2017-20, Los Angeles Chargers 2021-23. Joined Commanders in 2024.

**Bobby Engram**, wide receivers; born Jan. 7, 1973; Camden, S.C. Wide receiver Penn State 1991-95. Pro wide receiver Chicago Bears 1996-2000, Seattle Seahawks 2001-08, Kansas City Chiefs 2009. College coach: Wisconsin 2022. Pro coach: San Francisco 49ers 2011, Pittsburgh Steelers 2012-13, Baltimore Ravens 2014-21. Joined Commanders in 2023.

**Sharrif Floyd**, assistant defensive line; born May 28, 1991; Philadelphia, Pa. Defensive tackle Florida 2010-12. Pro defensive tackle Minnesota Vikings 2013-16. College coach: Florida 2021-22. Pro coach: Dallas Cowboys 2023. Joined Commanders in 2024.

**William Gay**, assistant defensive backs; born Jan. 1, 1985; Tallahassee, Fla. Cornerback Louisville 2003-06. Pro cornerback Pittsburgh Steelers 2007-11 and 2013-17, Arizona Cardinals 2012, New York Giants 2018. College coach: Missouri State 2020. Pro coach: Pittsburgh Steelers 2019. Joined Commanders in 2024.

**John Glenn**, assistant special teams; born July 20, 1981; Scranton, Pa. Linebacker East Stroudsburg 2002-05. No pro playing experience. College coach: Washington 2010-11. Pro coach: Seattle Seahawks 2012-23. Joined Commanders in 2024.

**Sarah Hogan**, coaching chief of staff; born Jan. 11, 1982; New Brunswick, N.J. College: James Madison 2000-04, Georgia State 2004-06. College coach: Northeastern 2007-10, Georgia State 2010-15. Pro coach: New York Jets 2002-04, Atlanta Falcons 2015-23. Joined Commanders in 2024.

**Larry Izzo**, special teams coordinator; born Sept. 26, 1974; Fort Belvoir, Va. Linebacker Rice 1992-95. Pro linebacker Miami Dolphins 1996-2000, New England Patriots 2001-08, New York Jets 2009. No college coaching experience. Pro coach: New York Giants 2011-15, Houston Texans 2016-17, Seattle Seahawks 2018-23. Joined Commanders in 2024.

**Bobby Johnson**, offensive line; born Feb. 28, 1973; Akron, Ohio. Tackle Miami (Ohio) 1991-94. No pro playing experience. College coach: Akron 1995-98, Miami (Ohio) 1999-2004, Indiana 2005-09. Pro coach: Buffalo Bills 2010-11, Jacksonville Jaguars 2012, Detroit Lions 2013-14, Oakland Raiders 2015-17, Indianapolis Colts 2018, Buffalo Bills 2019-21. Joined Giants in 2022.

**Brian Johnson**, assistant head coach/offensive pass game coordinator; born Feb. 16, 1987; Baytown, Texas. Quarterback Utah 2004-08. No pro playing

experience. College coach: Utah 2010-13, Mississippi State 2014-16, Houston 2017, Florida 2018-20. Pro coach: Philadelphia Eagles 2021-23. Joined Commanders in 2024.

**Ryan Kerrigan**, assistant linebackers/pass rush specialist; born Aug. 16, 1988; Muncie, Ind. Defensive lineman Purdue 2007-10. Pro defensive lineman/linebacker Washington Redskins/Football Team 2011-20, Philadelphia Eagles 2021. No college coaching experience. Pro coach: Joined Commanders in 2022.

**Kliff Kingsbury**, offensive coordinator; born Aug. 9, 1979; San Antonio, Texas. Quarterback Texas Tech 1998-2002. Pro quarterback New England Patriots 2003, New Orleans Saints 2004-05, Denver Broncos 2005, New York Jets 2005, Cologne Centurions (NFL E) 2006, Buffalo Bills 2006, Montreal Alouettes (CFL) 2007, Winnipeg Blue Bombers (CFL) 2007. College coach: Houston 2008-11, Texas A&M 2012, Texas Tech 2013-18, Southern California 2023. Pro coach: Arizona Cardinals 2019-22. Joined Commanders in 2024.

**Anthony Lynn**, run game coordinator/running backs; born Dec. 21, 1968; McKinney, Texas. Running Back Texas Tech 1988-91. Pro running back Denver Broncos 1993 and 1997-99, San Francisco 49ers 1995-96. Pro coach: Denver Broncos 2000-02, Jacksonville Jaguars 2003-04, Dallas Cowboys 2005-06, Cleveland Browns 2007-08, New York Jets 2009-14, Buffalo Bills 2015-16, Los Angeles Chargers (head coach) 2017-20, Detroit Lions 2021, San Francisco 49ers 2022-23. Joined Commanders in 2024.

**Ken Norton Jr.**, linebackers; born Sept. 29, 1966; Jacksonville, Ill. Linebacker UCLA 1984-87. Pro linebacker Dallas Cowboys 1988-93, San Francisco 49ers 1994-2000. College coach: Southern California 2004-09, UCLA 2022-23. Pro coach: Seattle Seahawks 2010-14 and 2018-21, Oakland Raiders 2015-17. Joined Commanders in 2024.

**Pete Ohnegian**, player development; born April 9, 1971; Englewood, N.J. Offensive lineman Lafayette 1990-93. Pro offensive/defensive lineman (AFL, XFL) 1994-2002. College coach: Lafayette 1994-95, Army 2016, William Patterson 2018. Pro coach: Dallas Cowboys 2023. Joined Commanders in 2024.

**John Pagano**, senior defensive assistant; born March 30, 1967, Boulder, Colo. Linebacker Mesa State 1985-88. No pro playing experience. College coach: Mesa State 1989, Nevada-Las Vegas 1990-91, Louisiana Tech 1994, Mississippi 1995. Pro coach: New Orleans Saints 1996-97, Indianapolis Colts 1998-2001, San Diego Chargers 2003-16, Oakland Raiders 2017, Houston Texans 2018-19, Denver Broncos 2020-21. Joined Commanders in 2024.

# WASHINGTON COMMANDERS

**Tavita Pritchard**, quarterbacks; born Feb. 20, 1987. Quarterback Stanford 2006-09. No pro playing experience. College coach: Stanford 2010-22. Pro coach: Commanders in 2023.

**David Raih**, tight ends; born Sept. 9, 1980; Edina, Minn. Quarterback Iowa 1999-2002. No pro playing experience. College coach: UCLA 2008-09, Iowa 2010-12, Texas Tech 2013, Vanderbilt 2021. Pro coach: Green Bay Packers 2014-18, Arizona Cardinals 2019-20, Tampa Bay Buccaneers 2023. Joined Commanders in 2024.

**Jason Simmons**, defensive pass game coordinator; born March 30, 1976; Inglewood, Calif. Cornerback Arizona State 1994-97. Pro defensive back Pittsburgh Steelers 1998-2001, Houston Texans 2002-07. No college coaching experience. Pro coach: Green Bay Packers 2011-19, Carolina Panthers 2020-21, Las

Vegas Raiders 2022-23. Joined Commanders in 2024.

**Darnell Stapleton**, assistant offensive line; born Sept. 21, 1985; Union Township, N.J. Offensive lineman Hudson Valley 2003-04, Rutgers 2005-06. Pro offensive lineman Pittsburgh Steelers 2007-09, Florida Tuskers (UFL) 2010, New England Patriots 2010. College coach: Rutgers 2013, Bucknell 2014-17, Sam Houston State 2018-20, Louisiana 2021, Florida 2022-23. Pro coach: Joined Commanders in 2024.

**Darryl Tapp**, defensive line; born Sept. 13, 1984; Chesapeake, Va. Defensive lineman Virginia Tech 2002-05. Pro defensive lineman Seattle Seahawks 2006-09, Philadelphia Eagles 2010-12, Washington Redskins 2013, Detroit Lions 2014-15, New Orleans Saints 2016, Tampa Bay Buccaneers 2017. College

coach: Central Michigan 2018, Vanderbilt 2019, Virginia Tech 2020. Pro coach: New Orleans Saints 2017, San Francisco 49ers 2021-23. Joined Commanders in 2024.

**Shane Toub**, offensive quality control; born Nov. 15, 1993; Gurnee, Ill. Offensive line Dayton 2013-16. No pro playing experience. College coach: Illinois 2017. Pro coach: Chicago Bears 2018-21, Kansas City Chiefs 2022. Joined Commanders in 2023.

**Joe Whitt Jr.**, defensive coordinator; born July 19, 1978; Auburn, Ala. Wide receiver Auburn 1997-99. No pro playing experience. College coach: The Citadel 2002, Louisville 2003-06. Pro coach: Atlanta Falcons 2007 and 2020, Green Bay Packers 2008-18, Cleveland Browns 2019, Dallas Cowboys 2021-23. Joined Commanders in 2024.

## RECORD HOLDERS

### INDIVIDUAL RECORDS—CAREER

Rushing (Yds.)	John Riggins, 1976-79, 1981-85 . . . . .	7,472
Passing (Yds.)	Joe Theismann, 1974-85 . . . . .	25,206
Passing (TDs)	Sammy Baugh, 1937-52 . . . . .	187
Receiving (No.)	Art Monk, 1980-93 . . . . .	888
Receiving (Yds.)	Art Monk, 1980-93 . . . . .	12,026
Interceptions	Darrell Green, 1983-2002 . . . . .	54
Punting (Avg.)	Tress Way, 2014-22 . . . . .	47.0
Punt Return (Avg.)	Dick Todd, 1939-48 . . . . .	13.2
Kickoff Return (Avg.)	Bobby Mitchell, 1962-68 . . . . .	28.5
Field Goals	Mark Moseley, 1974-86 . . . . .	263
Touchdowns (Tot.)	Charley Taylor, 1964-77 . . . . .	90
Points	Mark Moseley, 1974-86 . . . . .	1,206
*Sacks	Ryan Kerrigan, 2011-20 . . . . .	95.5

### INDIVIDUAL RECORDS—SINGLE SEASON

Rushing (Yds.)	Alfred Morris, 2012 . . . . .	1,613
Passing (Yds.)	Kirk Cousins, 2016 . . . . .	4,917
Passing (TDs)	Sonny Jurgensen, 1967 . . . . .	31
Receiving (No.)	Pierre Garçon, 2013 . . . . .	113
Receiving (Yds.)	Santana Moss, 2005 . . . . .	1,483
Interceptions	Dan Sandifer, 1948 . . . . .	13
Punting (Avg.)	Sammy Baugh, 1940 . . . . .	**51.4
Punt Return (Avg.)	Johnny Williams, 1952 . . . . .	15.3
Kickoff Return (Avg.)	Mike Nelms, 1981 . . . . .	29.7
Field Goals	Dustin Hopkins, 2016 . . . . .	34
Touchdowns (Tot.)	John Riggins, 1983 . . . . .	24
Points	Mark Moseley, 1983 . . . . .	161
*Sacks	Dexter Manley, 1986 . . . . .	18.5

### INDIVIDUAL RECORDS—SINGLE GAME

Rushing (Yds.)	Gerald Riggs, 9-17-89 . . . . .	221
Passing (Yds.)	Brad Johnson, 12-26-99 . . . . .	471
Passing (TDs)	Sammy Baugh, 10-31-43, 11-23-47 . . . . .	6
Receiving (No.)	Mark Rypien, 11-10-91 . . . . .	6
Receiving (Yds.)	Roy Helu, 11-6-11 . . . . .	14
Interceptions	Anthony Allen, 10-4-87 . . . . .	255
Field Goals	Sammy Baugh, 11-14-43 . . . . .	**4
Touchdowns (Tot.)	Dan Sandifer, 10-31-48 . . . . .	**4
Points	DeAngelo Hall, 10-24-10 . . . . .	**4
*Sacks	Many times . . . . .	5
	Last time by Dustin Hopkins, 9-25-16 . . . . .	
	Dick James, 12-17-61 . . . . .	4
	Larry Brown, 12-16-73 . . . . .	4
	Dick James, 12-17-61 . . . . .	24
	Larry Brown, 12-16-73 . . . . .	24
	Dexter Manley, 10-2-88 . . . . .	4.0
	Ken Harvey, 11-23-97 . . . . .	4.0
	Phillip Daniels, 12-18-05 . . . . .	4.0
	Brian Orakpo, 12-13-09 . . . . .	4.0
	Ryan Kerrigan, 9-14-14 . . . . .	4.0

\*Sacks became an official statistic in 1982  
\*\*NFL Record

# WASHINGTON COMMANDERS

## 2024 VETERAN ROSTER

No.	Name	Pos.	Ht.	Wt.	Birthdate	NFL Exp.	College	Hometown	How Acq.	'23 Games/	
										Starts	
58	Addington, Tucker	LS	6-2	230	7/16/97	3	Sam Houston State	New Braufels, Texas	FA-23		3/0
62	Akingbulu, Alex	T	6-5	300	12/28/97	2	Fresno State	Carson, Calif.	FA-22		2/0
67	Allegretti, Nick	G	6-4	310	4/21/96	6	Illinois	Frankfort, Ill.	FA-24		17/1*
93	Allen, Jonathan	DT	6-3	300	1/16/95	8	Alabama	Ashburn, Va.	D1-17		16/16
10	Allen, Kazmeir	WR	5-8	176	2/29/00	2	UCLA	Tulare, Calif.	FA-24		0/0
92	Armstrong, Dorance	DE	6-4	225	6/10/97	7	Kansas	Houston, Texas	FA-24		17/1*
87	Bates, John	TE	6-6	256	11/6/97	3	Boise State	Lebanon, Ore.	D4-21		16/7
63	Biadasz, Tyler	C	6-3	316	11/20/97	5	Wisconsin	Amhert, Wis.	FA-24		16/16*
2	Brown, Dyami	WR	6-0	185	11/1/99	4	North Carolina	Charlotte, N.C.	D3b-21		17/1
35	Butler, Percy	S	6-0	190	5/5/00	3	Louisiana	Plaquemine, La.	D4-22		15/13
13	Byrd, Damiere	WR	5-9	175	1/27/93	8	South Carolina	Sicklerville, NJ	FA-24		1/0
26	Castro-Fields, Tariq	CB	6-1	197	1/14/99	3	Penn State	Upper Marlboro, Md.	W(SF)-22		8/1
11	Chinn, Jeremy	S	6-3	220	2/26/98	5	Southern Illinois	Fishers, Ind.	FA-24		12/8*
76	Cosmi, Sam	T/G	6-7	309	2/16/99	4	Texas	Humble, Texas	D2-21		17/17
80	Crowder, Jamison	WR	5-9	177	6/17/93	10	Duke	Monroe, N.C.	FA-24		17/0
84	Davis, Davion	WR	5-11	195	10/23/96	6	Sam Houston State	Hutto, Texas	FA-23		0/0
52	Davis, Jamin	LB	6-4	234	12/12/98	4	Kentucky	Honolulu, Hawaii	D1-21		13/13
24	Davis, Michael	CB	6-2	196	1/6/95	8	BYU	Glendale, Calif.	FA-24		17/13*
60	Deiter, Michael	C	6-6	315	11/3/96	6	Wisconsin	Curtice, Ohio	FA-24		16/10*
1	Dotson, Jahan	WR	5-11	184	3/22/00	3	Penn State	Nazareth, Pa.	D1-22		17/16
16	Driskel, Jeff	QB	6-4	231	4/23/98	7	Louisiana Tech	Oviedo, Fla.	FA-24		1/1*
30	Ekeler, Austin	RB	5-10	200	5/17/95	8	Western State	Lincoln, Neb.	FA-24		14/14*
86	Ertz, Zach	TE	6-5	250	11/10/90	11	Stanford	Orange, Calif.	FA-24		7/7*
99	Ferrell, Clelin	DE	6-4	265	5/17/97	6	Clemson	Richmond, Va.	FA-24		17/17*
13	Forbes Jr., Emmanuel	CB	6-0	173	1/13/01	2	Mississippi	Grenada, Miss.	D1-23		14/6
22	Forrest, Darrick	S	6-0	200	5/22/99	4	Cincinnati	Columbus, Ohio	D5-21		5/5
6	Fowler Jr., Dante	LB	6-3	261	8/3/94	9	Florida	St. Petersburg, Fla.	FA-24		17/0*
12	Fromm, Jake	QB	6-2	215	7/30/98	4	Georgia	Warner Robins, Ga.	FA-24		0/0
61	Good-Jones, Julian	G	6-5	313	3/2/97	3	Iowa State	Cedar Rapids, Iowa	PS (PHI)-23		1/0
56	Harris, Jalen	DE	6-4	257	2/26/99	2	Arizona	Gilbert, Ariz.	PS (CHI)-23		5/0
55	Henry, K.J.	DE	6-4	255	1/27/99	2	Clemson	Winston Salem, N.C.	D5-23		10/3
34	Holmes, Christian	CB	6-1	205	11/14/97	3	Oklahoma State	Leland, Miss.	D7b-22		13/0
19	Igbinoghene, Noah	CB	5-11	197	11/27/99	5	Auburn	Trussville, Ala.	FA-24		5/0*
50	Jones Jr., Andre	DE	6-5	258	10/25/98	2	Louisiana	Varnado, La.	D7-23		14/2
47	Jones, Keandre	LB	6-3	220	9/24/97	4	Maryland	Olney, Md.	FA-24		0/0
36	Kelly, Kyu Blu	CB	6-0	191	5/22/01	2	Stanford	Las Vegas, Nev.	W (GB)-23		8/0
78	Lucas, Cornelius	T	6-8	327	7/18/91	11	Kansas State	New Orleans, La.	FA-24		17/4
4	Luvu, Frankie	LB	6-3	235	11/19/96	7	Washington State	Tafuna, American Samoa	FA-24		17/17*
0	Mariota, Marcus	QB	6-4	222	10/30/93	10	Oregon	Honolulu, Hawaii	FA-24		3/0*
20	Martin, Quan	DB	6-0	195	4/17/00	2	Illinois	Lehigh Acres, Fla.	D2-23		16/5
98	Mathis, Phidarian	DT	6-4	312	4/26/98	3	Alabama	Wisner, La.	D2-22		10/0
17	McLaurin, Terry	WR	6-0	210	9/15/95	6	Ohio State	Indianapolis, Ind.	D3-19		17/17
3	McManus, Brandon	K	6-3	201	6/25/91	11	Temple	Philadelphia, Pa.	FA-24		17/0*
31	McNichols, Jeremy	RB	5-9	205	12/26/95	8	Boise State	Long Beach, Calif.	FA-24		3/0*
15	Milne, Dax	WR	6-1	190	6/23/99	4	Brigham Young	South Jordan, Utah	D7c-21		0/0
68	Ndubuisi, Haggai	DT	6-7	323	10/14/00	2	Intl. Player Pathway	Lagos, Nigeria	FA-24		0/0*
97	Obada, Efe	DE	6-6	265	4/13/92	7	Intl. Player Pathway	Lagos, Nigeria	FA-22		5/0
69	Ott, Tyler	LS	6-3	252	2/28/92	10	Harvard	Tulsa, Okla.	FA-24		17/0*
75	Paul, Chris	G	6-4	324	11/19/98	3	Tulsa	Houston, Texas	D7a-22		10/7
94	Payne, Daron	DT	6-3	320	5/27/97	7	Alabama	Irondale, Ala.	D1-18		17/17
29	Pierre, James	CB	6-2	185	9/16/96	5	Florida Atlantic	Deerfield Beach, Fla.	FA-24		16/0*
57	Pittman, Anthony	LB	6-3	242	11/24/96	6	Wayne State	Beverly Hills, Mich.	FA-24		17/0*
59	Pryor, Joshua	DE	6-4	280	10/25/99	2	Bowie State	Baltimore, Md.	FA-23		7/0*
79R	Potoa'e, Benning	DT	6-3	290	9/17/96	5	Washington	DuPont, Wash.	FA-22		1/0
39	Reaves, Jeremy	S	5-11	200	8/29/96	7	South Alabama	Pensacola, Fla.	FA-18		5/0
91	Ridgeway III, John	DT	6-5	321	5/7/99	3	Arkansas	Bloomington, Ill.	W(DAL)-22		17/2
8	Robinson Jr., Brian	RB	6-1	225	3/22/99	3	Alabama	Tuscaloosa, Ala.	D3-22		15/15
23	Rodriguez Jr., Chris	RB	5-11	224	9/26/99	2	Kentucky	McDonough, Ga.	D6-23		13/0
88	Rogers, Armani	TE	6-5	225	12/4/97	3	Ohio	Los Angeles, Calif.	UDFA-22		0/0
73	Scott, Trent	T	6-5	320	1/25/94	7	Grambling State	Huntsville, Ala.	FA-23		10/2
25	St-Juste, Benjamin	CB	6-3	200	9/8/97	4	Minnesota	Montreal, Quebec, Canada	D3a-21		16/16
53	Stromberg, Ricky	C/G	6-4	313	11/10/00	2	Arkansas	Tulsa, Okla.	D3-23		4/0
18	Tinsley, Mitchell	WR	6-1	205	9/15/99	2	Penn State	Lee's Summit, Mo.	UDFA-23		2/0
89	Tremayne, Brycen	WR	6-4	212	11/18/99	2	Stanford	Los Angeles, Calif.	UDFA-23		0/0
85	Turner, Cole	TE	6-6	240	3/16/00	3	Nevada	Clackamas, Ore.	D5b-22		12/1
54	Wagner, Bobby	LB	6-0	242	6/27/90	13	Utah State	Los Angeles, Calif.	FA-24		17/16*
32	Walker, Mykal	LB	6-3	230	8/28/97	5	Fresno State	Fresno, Calif.	FA-24		8/5*
	Way, Tress	P	6-1	220	4/18/90	11	Oklahoma	Tulsa, Okla.	W(Chi)-14		17/0
37	Whiteside II, Nick	CB	6-1	200	5/1/00	2	Saginaw Valley State	Auburn Hills, Mich.	UDFA-23		2/0
71	Wylie, Andrew	G/T	6-5	304	8/19/94	7	Eastern Michigan	Laporte, Mich.	FA-23		15/15
14	Zaccheaus, Olamide	WR	5-8	193	7/23/97	6	Virginia	Plainfield, N.J.	FA-24		17/1*

## WASHINGTON COMMANDERS

\* Allegretti played 17 games with Kansas City; Armstrong played 17 games with Dallas; Biadasz played 16 games with Dallas; Chinn played 12 games with Carolina; Davis played 17 games with Los Angeles Chargers; Deiter played in 16 games with Houston; Driskel played one game with Houston; Ekeler played in 14 games with Los Angeles Chargers; Ertz played seven games with Arizona; Ferrell played 17 games with San Francisco; Fowler Jr. played 17 games with Dallas; Igbinoghene played five games with Dallas; Luvu played 17 games with Carolina; Mariota played three games with Philadelphia; McManus played 17 games with Jacksonville; McNichols played three games with San Francisco; Nduhuisi has not been active for a NFL game; Ott played 17 games with Baltimore; Pierre played 16 games with Pittsburgh; Pittman played 17 games with Detroit; Wagner played 17 games with Seattle; Walker played eight games with Pittsburgh; Zaccheaus played 17 games with Philadelphia.

Players lost through unrestricted free agency (11): LB Cody Barton (DEN, 13 games in '23); QB Jacoby Brissett (NE, three); T Saahdiq Charles (TEN, 11); S Kamren Curl (LAR, 16); CB Kendall Fuller (MIA, 15); RB Antonio Gibson (NE, 16); LB Khaleke Hudson (NO, 17); WR Curtis Samuel (BUF, 16); DE James Smith-Williams (ATL, 13); K Joey Slye (JAX, 17); DE Casey Toohill (BUF, 16).

Also played with Commanders in '23—DL Abdullah Anderson (seven games), FB Alex Armah (eight), LS Camaron Cheeseman (14), C Nick Gates (13), LB De'Jon Harris (eight), QB Sam Howell (17), CB Danny Johnson (13), C Tyler Larsen (14), T Charles Leno Jr. (13), LB David Mayo (17), DE Montez Sweat (eight), TE Logan Thomas (16), RB Jonathan Williams (one), DE Chase Young (seven).

### FIRST-YEAR ROSTER

Name	Pos.	Ht.	Wt.	Birthdate	College	Hometown	How Acq.
Anusiem, Chigozie	CB	6-1	200	11/5/00	Colorado State	La Habra, Calif.	FA
Bauer, Bo (1)	LB	6-2	235	12/11/99	Notre Dame	Harborcreek, Pa.	FA
Brooks, Mason (1)	OL	6-6	315	10/11/99	Mississippi	Cedar Park, Texas	FA-23
Coleman, Brandon	T	6-6	320	10/12/00	TCU	Denton, Texas	D3a
Daniels, Braeden (1)	T	6-4	297	8/22/00	Utah	Carrollton, Texas	D4-23
Daniels, Jayden	QB	6-4	210	12/18/00	LSU	San Bernadino, Calif.	D1
Hampton, Dominique	S	6-3	220	7/25/00	Washington	Glendale, Ariz.	D5b
Hartman, Sam	QB	6-1	212	7/29/99	Notre Dame	Charlotte, N.C.	FA
Jean-Baptiste, Javontae	DE	6-4	260	5/16/00	Notre Dame	Spring Valley, N.Y.	D7
Jones, Austin	RB	5-10	2000	2/7/01	USC	Antioch, Calif.	FA
Magee, Jordan	LB	6-3	225	3/24/01	Temple	Towson, Md.	D5a
McCaffrey, Luke	WR	6-2	195	4/2/01	Rice	Castle Rock, Colo.	D3b
Newton, Jer'Zhan	DT	6-2	295	8/31/02	Illinois	St. Petersburg, Fla.	D2a
Nikkel, Ben	S	6-1	210	5/12/01	Iowa State	McPherson, Kan.	FA
Nwaogwugwu, David	T	6-5	301	10/15/00	Toledo	Bronx, N.Y.	FA
Owens, Tyler	S	6-2	210	5/12/01	Texas Tech	Plano, Texas	FA
Pollard, Norell	DT	6-0	288	2/18/00	Virginia Tech	Apopka, Fla.	FA
Rosemy-Jacksaint, Marcus	WR	6-2	195	1/8/02	Georgia	Pompano Beach, Fla.	FA
Sainristil, Mike	CB	5-10	182	10/3/00	Michigan	Port-au-Prince, Haiti	D2b
Sinnott, Ben	TE	6-4	245	6/14/02	Kansas State	Waterloo, Iowa	D2c
Wiley, Michael	RB	6-0	215	11/10/01	Arizona	Houston, Texas	FA
Woods, A.J.	CB	5-11	195	3/28/01	Pittsburgh	Germantown, Md.	FA

The term **NFL Rookie** is defined as a player who is in his first season of professional football and has not been on the roster of another professional football team for any regular-season or postseason games. A **Rookie** is designated by an "R" on NFL rosters. Players who have been active in another professional football league or players who have NFL experience, including either preseason training camp or being on an Active List or Inactive List, or on Reserve/Injured or Reserve/Physically Unable to Perform for fewer than six regular-season games, are termed **NFL First-Year Players**. An **NFL First-Year Player** is designated by a "\*" on NFL rosters. Thereafter, a player is credited with an additional year of experience for each season in which he accumulates six games on the Active List or Inactive List, or on Reserve/Injured or Reserve/Physically Unable to Perform.

Log on to [www.Commanders.com](http://www.Commanders.com) for an up-to-date roster.

---

# 2023 Season in Review

Trades .....	238
Preseason Standings and Results, 2023 .....	241
Regular-Season Standings and Results, 2023 .....	242
Week-by-Week Standings, 2023 .....	245
Players of the Week, Month, 2023 .....	251
Pro Football Awards, 2023 .....	252
All-Pro Teams, 2023 .....	252
Attendance, 2023.....	253
Top Rushing, Passing, Receiving, and Sack Performances, 2023 .....	254
Team and Individual Statistics, 2023 .....	256

## TRADES

### 2023 TRADES

(since June 1, 2023)

WR **Denzel Mims** from New York Jets to Detroit (July 20).

New York Giants' seventh-round selection choice in 2024 (#226) from the Giants to Arizona for LB **Isaiah Simmons** (Aug. 24).

Arizona's seventh-round selection choice in 2024 (#224) and G **Josh Jones** from the Cardinals to Houston for the Texans' fifth-round selection choice in 2024 (#162) (Aug. 25).

Philadelphia's fifth-round selection choice in 2024 (#156) from Arizona to Cleveland for QB **Joshua Dobbs** and Atlanta's seventh-round selection choice in 2024 (#230) (Aug. 25).

Dallas' fourth-round selection choice in 2024 (#124) from the Cowboys to San Francisco for QB **Trey Lance** (Aug. 26).

RB **Pierre Strong** from New England to Cleveland for T **Tyrone Wheatley** (Aug. 27).

Los Angeles Rams' fourth-round selection choice in 2024 (#120) and the Rams' fifth-round selection choice in 2025 from the Rams to Pittsburgh for the Steelers' fifth-round selection choice in 2024 (#155), the Steelers' sixth-round selection choice in 2025 and G **Kevin Dotson** (Aug. 28).

T **Vederian Lowe** from Minnesota to New England for Las Vegas' sixth-round selection choice in 2024 (#188) (Aug. 28).

K **Dustin Hopkins** from Los Angeles Chargers to Cleveland for Minnesota's seventh-round selection choice in 2025 (Aug. 28).

Chicago's sixth-round selection choice in 2024 (#184) from the Bears to Miami for C **Dan Feeney** (Aug. 29).

WR **Ihmir Smith-Marsette** from Kansas City to Carolina for the Panthers' seventh-round selection choice in 2026 (Aug. 29).

Buffalo's seventh-round selection choice in 2025 and LB **Carlos Basham** from the Bills to New York Giants for the Giants' sixth-round selection choice in 2025 (Aug. 29).

Kansas City's sixth-round selection choice in 2024 (#208) from the Chiefs to Las Vegas for DT **Neil Farrell** (Aug. 29).

Tennessee's seventh-round selection choice in 2025 from the Titans to New England for K **Nick Folk** (Aug. 29).

C **Kendrick Green** from Pittsburgh to Houston for the Texans' sixth-round selection choice in 2025 (Aug. 29).

Los Angeles Rams' seventh-round selection choice in 2024 (#239) from Denver to New Orleans for K **Wil Lutz** (Aug. 29).

DB **Kelvin Joseph** from Dallas to Miami for DB **Noah Igbinoghene** (Aug. 29).

TE **Albert Okwuegbunam** from Denver to Philadelphia (Aug. 29).

RB **Cam Akers** from Los Angeles Rams to Minnesota (Sept. 21).

New England's sixth-round selection choice in 2025 from the Patriots to Los Angeles Chargers for the Chargers' seventh-round selection choice in 2025 and DB **J.C. Jackson** (Oct. 5).

WR **Chase Claypool** and Chicago's seventh-round selection choice in 2025 from the Bears to Miami for the Dolphins' sixth-round selection choice in 2025 (Oct. 6).

Denver's seventh-round selection choice in 2024 (#232) and LB **Randy Gregory** from the Broncos to San Francisco for the 49ers' sixth-round selection choice in 2024 (#207) (Oct. 7).

Atlanta's sixth-round selection choice in 2025 from the Falcons to Los Angeles Rams for WR **Van Jefferson** and the Rams' seventh-round selection choice in 2025 (Oct. 10).

Kansas City's sixth-round selection choice in 2025 from the Chiefs to New York Jets for WR **Mecole Hardman** and the Jets' seventh-round selection choice in 2025 (Oct. 19).

DB **Kevin Byard** from Tennessee to Philadelphia for DB **Terrell Edmunds**, Minnesota's fifth round selection choice in 2024 (#146) and the Eagles' sixth-round selection choice in 2024 (#199) (Oct. 29).

DT **Leonard Williams** from New York Giants to Seattle for the Seahawks' second-round selection choice in 2024 (#47) and the Seahawks' fifth-round selection choice in 2025 (Oct. 31).

Atlanta's seventh-round selection choice in 2025 from the Falcons to Philadelphia for DT **Kentavious Street** (Oct. 31).

Chicago's second-round selection choice in 2024 (#40) from the Bears to Washington for DE **Montez Sweat** (Oct. 31).

Minnesota's sixth-round selection choice in 2024 (#186) from the Vikings to Arizona for QB **Joshua Dobbs** (Oct. 31).

G **Ezra Cleveland** from Minnesota to Jacksonville for Carolina's sixth-round selection choice in 2024 (#177) (Oct. 31).

Detroit's sixth-round selection choice in 2025 from the Lions to Cleveland for WR **Donovan Peoples-Jones** (Oct. 31).

Buffalo's third-round selection choice in 2024 (#91) from the Bills to Green Bay for DB **Rasul Douglas** and the Packers' fifth-round selection choice in 2024 (#160) (Oct. 31).

San Francisco's third-round selection choice in 2024 (#100) from the 49ers to Washington for DE **Chase Young** (Oct. 31).

### 2024 TRADES

(through May 31, 2024)

C **Ryan Bates** from Buffalo to Chicago for the Bears' fifth-round selection choice in 2024 (#144) (Mar. 13).

Detroit's third-round selection choice in 2024 (#92) from the Lions to Tampa Bay for DB **Carlton Davis**, the Buccaneers' sixth-round selection choice in 2024 (#201) and the Buccaneers' sixth-round selection choice in 2025 (Mar. 13).

QB **Mac Jones** from New England to Jacksonville for the Jaguars' sixth-round selection choice in 2024 (#193) (Mar. 13).

RB **Joe Mixon** from Cincinnati to Houston for Arizona's seventh-round selection choice in 2024 (#224) (Mar. 13).

WR **Jerry Jeudy** from Denver to Cleveland for Carolina's fifth-round selection choice in 2024 (#136) and Houston's sixth-round selection choice in 2024 (#203) (Mar. 13).

Denver's seventh-round selection choice in 2024 (#232) from San Francisco to Houston for DT **Maliek Collins** (Mar. 13).

New York Giants' second-round selection choice in 2024 (#39), the Giants' fifth-round selection choice in 2024 (#141) and Seattle's fifth-round selection choice in 2025 from the Giants to Carolina for San Francisco's fifth-round selection choice in 2024 (#166) and LB **Brian Burns** (Mar. 13).

Baltimore's fourth-round selection choice in 2024 (#134) and T **Morgan Moses** from the Ravens to New York Jets for Denver's fourth-round selection choice in 2024 (#113) and the Jets' sixth-round selection choice in 2024 (#218) (Mar. 13).

Pittsburgh's seventh-round selection choice in 2024 (#240) and WR **Diontae Johnson** from the Steelers to Carolina for DB **Donte Jackson** and Arizona's sixth-round selection choice in 2024 (#178) (Mar. 13).

QB **Deshaun Watson** from Atlanta to Arizona for WR **Rondale Moore** (Mar. 14).

Seattle's third-round selection choice in 2024 (#78) and the Seahawks' fifth-round selection choice in 2024 (#152) from the Seahawks to Washington for the Commanders' fourth-round selection choice in 2024 (#102), the Commanders' sixth-round selection choice in 2024 (#179) and QB **Sam Howell** (Mar. 15).

Chicago's fourth-round selection choice in 2024 (#110) from the Bears to Los Angeles Chargers for WR **Keenan Allen** (Mar. 15).

Minnesota's second-round selection choice in 2024 (#42), Las Vegas' sixth-round selection choice in 2024 (#188) and the Vikings' second-round selection choice in 2025 from the Vikings to Houston for Cleveland's first-round selection choice in 2024 (#23) and Denver's seventh-round selection choice in 2024 (#232) (Mar. 15).

Philadelphia's third-round selection choice in 2024 (#98), the Eagles' seventh-round selection choice in 2025 and Denver's seventh-round selection choice in 2025 from the Eagles to Pittsburgh for Los Angeles Rams' fourth-round selection choice in 2024 (#120) and QB **Kenny Pickens** (Mar. 16).

QB **Justin Fields** from Chicago to Pittsburgh for the Steelers' fourth-round selection choice in 2025 (Mar. 17).

Carolina's seventh-round selection choice in 2024 (#221) and Tennessee's third-round selection choice in 2025 from the Titans to Kansas City for the Chiefs' seventh-round selection choice in 2024 (#252) and DB **L'Jarius Sneed** (Apr. 1).

New York Jets' second-round selection choice in 2026 from the Jets to Philadelphia for LB **Haason Reddick** (Apr. 1).

Denver's sixth-round selection choice in 2024 (#189), Buffalo's fifth-round selection choice in 2025 and WR **Stefon Diggs** from the Bills to Houston for Minnesota's second-round selection choice in 2025 (Apr. 3).

Tennessee's seventh-round selection choice in 2024 (#227) from the Titans to Cleveland for T **Leroy Watson** (Apr. 12).

Houston's sixth-round selection choice in 2024 (#203) from Denver to New York Jets for QB **Zach Wilson** and the Jets' seventh-round selection choice in 2024 (#256) (Apr. 24).

Minnesota's first-round selection choice in 2024 (#11), Detroit's fourth-round selection choice in 2024 (#129) and Cleveland's fifth-round selection choice in 2024 (#157) from the Vikings to New York Jets for the Jets' first-round selection choice in 2024 (#10) and Houston's sixth-round selection choice in 2024 (#203) (Apr. 25).

Cleveland's first-round selection choice in 2024 (#23), Kansas City's fifth-round selection choice in 2024 (#167), Minnesota's third-round selection choice in 2025 and the Vikings' fourth-round selection choice in 2025 from the Vikings to Jacksonville for the Jaguars' first-round selection choice in 2024 (#17) (Apr. 25).

Dallas' first-round selection choice in 2024 (#24) and the Cowboys' seventh-round selection choice in 2025 from the Cowboys to Detroit for the Lions' first-round selection choice in 2024 (#29) and Minnesota's third-round selection choice in 2024 (#73) (Apr. 25).

Buffalo's first-round selection choice in 2024 (#28), the Bills' fourth-round selection choice in 2024 (#133) and the Bills' seventh-round selection choice in 2024 (#248) from the Bills to Kansas City for the Chiefs' first-round selection choice in 2024 (#32), the Chiefs' third-round selection choice in 2024 (#95) and Carolina's seventh-round selection choice in 2024 (#221) (Apr. 25).

Kansas City's first-round selection choice in 2024 (#32) and Dallas' sixth-round selection choice in 2024 (#200) from Buffalo to Carolina for the Panthers' second-round selection choice in 2024 (#33) and New York Giants' fifth-round selection choice in 2024 (#141) (Apr. 25).

New England's second-round selection choice in 2024 (#34) and the Patriots' fifth-round selection choice in 2024 (#137) from the Patriots to Los Angeles Chargers for the Chargers' second-round selection choice in 2024 (#37) and Chicago's fourth-round selection choice in 2024 (#110) (Apr. 26).

Atlanta's second-round selection choice in 2024 (#43) and Jacksonville's third-round selection choice in 2024 (#79) from the Falcons to Arizona for the Cardinals' second-round selection choice in 2024 (#35) and Minnesota's sixth-round selection choice in 2024 (#186) (Apr. 26).

Los Angeles Rams' second-round selection choice in 2024 (#52), Pittsburgh's fifth-round selection choice in 2024 (#155) and the Rams' second-round selection choice in 2025 from the Rams to Carolina for New York Giants' second-round selection choice in 2024 (#39) (Apr. 26).

New Orleans' second-round selection choice in 2024 (#50), Philadelphia's second-round selection choice in 2024 (#53) and Tampa Bay's fifth-round selection choice in 2024 (#161) from the Eagles to Washington for Chicago's second-round selection choice in 2024 (#40), Seattle's third-round selection choice in 2024 (#78) and Seattle's fifth-round selection choice in 2024 (#152) (Apr. 26).

New York Jets' second-round selection choice in 2024 (#41) from Green Bay to New Orleans for Denver's second-round selection choice in 2024 (#45), the Saints' fifth-round selection choice in 2024 (#168) and the Saints' sixth-round selection choice in 2024 (#190) (Apr. 26).

Indianapolis' second-round selection choice in 2024 (#46) from the Colts to Carolina for Los Angeles Rams' second-round selection choice in 2024 (#52), Tennessee's fifth-round selection choice in 2024 (#142) and Pittsburgh's fifth-round selection choice in 2024 (#155) (Apr. 26).

Kansas City's second-round selection choice in 2024 (#64) and the Chiefs' fifth-round selection choice in 2024 (#173) from the Chiefs to San Francisco for the 49ers' second-round selection choice in 2024 (#63) and the 49ers' sixth-round selection choice in 2024 (#211) (Apr. 26).

New York Jets' third-round selection choice in 2024 (#72) and Cleveland's fifth-round selection choice in 2024 (#157) from the Jets to Carolina for the Panthers' third-round selection choice in 2024 (#65) (Apr. 26).

## TRADES

Seattle's third-round selection choice in 2024 (#78) from Philadelphia to Houston for Philadelphia's third-round selection choice in 2024 (#86) and Cleveland's fourth-round selection choice in 2024 (#123) (Apr. 26).

Indianapolis' third-round selection choice in 2024 (#82) and the Colts' sixth-round selection choice in 2024 (#191) from the Colts to Arizona for Jacksonville's third-round selection choice in 2024 (#79) (Apr. 26).

Philadelphia's third-round selection choice in 2024 (#86) from the Eagles to San Francisco for the 49ers' third-round selection choice in 2024 (#94) and the 49ers' fourth-round selection choice in 2024 (#132) (Apr. 26).

Miami's fourth-round selection choice in 2024 (#121), Carolina's fifth-round selection choice in 2024 (#136) and San Francisco's sixth-round selection choice in 2024 (#207) from Denver to Seattle for Washington's fourth-round selection choice in 2024 (#102) and the Seahawks' seventh-round selection choice in 2024 (#235) (Apr. 27).

Green Bay's fourth-round selection choice in 2024 (#126) and New Orleans' sixth-round selection choice in 2024 (#190) from the Packers to New York Jets for the Jets' fourth-round selection choice in 2024 (#111) (Apr. 27).

Miami's third-round selection choice in 2025 from the Dolphins to Philadelphia for Los Angeles Rams' fourth-round selection choice in 2024 (#120) (Apr. 27).

Cleveland's fourth-round selection choice in 2024 (#123) from Philadelphia to Houston for the Texans' fourth-round selection choice in 2024 (#127) and the Texans' fifth-round selection choice in 2025 (Apr. 27).

Detroit's third-round selection choice in 2025 from the Lions to New York Jets for Green Bay's fourth-round selection choice in 2024 (#126) (Apr. 27).

Detroit's fourth-round selection choice in 2024 (#129) from New York Jets to San Francisco for the 49ers' fifth-round selection choice in 2024 (#176) and Kansas City's fifth-round selection choice in 2024 (#173) (Apr. 27).

Detroit's fifth-round selection choice in 2024 (#164), Tampa Bay's sixth-round selection choice in 2024 (#201) and Philadelphia's fourth-round selection choice in 2025 from the Lions to Philadelphia for San Francisco's fourth-round selection choice in 2024 (#132) and the Eagles' sixth-round selection choice in 2024 (#210) (Apr. 27).

Chicago's fifth-round selection choice in 2024 (#144) from Buffalo to Chicago for the Bears' fourth-round selection choice in 2025 (Apr. 27).

Pittsburgh's fifth-round selection choice in 2024 (#155) from Indianapolis to Philadelphia for Detroit's fifth-round selection choice in 2024 (#164) and Tampa Bay's sixth-round selection choice in 2024 (#201) (Apr. 27).

Buffalo's fifth-round selection choice in 2024 (#163) from the Bills to Green Bay for New Orleans' fifth-round selection choice in 2024 (#168) and the Packers' sixth-round selection choice in 2024 (#219) (Apr. 27).

New York Jets' sixth-round selection choice in 2024 (#185) and New Orleans' sixth-round selection choice in 2024 (#190) from the Jets to Philadelphia for the Eagles' fifth-round selection choice in 2024 (#171) (Apr. 27).

Detroit's sixth-round selection choice in 2024 (#205) and the Lions' seventh-round selection choice in 2024 (#249) from the Lions to Houston for Denver's sixth-round selection choice in 2024 (#189) (Apr. 27).

Denver's sixth-round selection choice in 2026 from the Broncos to New York Jets for DE **John Franklin-Myers** (Apr. 29).

Los Angeles Rams' seventh-round selection choice in 2026 and WR **Ben Skowronek** from the Rams to Houston for t choice in 2026 (May. 9).



# 2023 PRESEASON RESULTS

## NFL/HALL OF FAME GAME

Thursday, Aug. 3 (Canton, Ohio)  
Cleveland 21, N.Y. Jets 16

## PRESEASON WEEK 1

### Thursday, Aug. 10

Houston 20, NEW ENGLAND 9  
SEATTLE 24, Minnesota 13

### Friday, Aug. 11

Green Bay 36, CINCINNATI 19  
DETROIT 21, N.Y. Giants 16  
Atlanta 19, MIAMI 3  
Pittsburgh 27, TAMPA BAY 17  
Washington 17, CLEVELAND 15  
ARIZONA 18, Denver 17

### Saturday, Aug. 12

BUFFALO 23, Indianapolis 19  
CHICAGO 23, Tennessee 17  
N.Y. Jets 27, CAROLINA 0  
Jacksonville 28, DALLAS 23  
BALTIMORE 20, Philadelphia 19  
L.A. Chargers 34, L.A. RAMS 17

### Sunday, Aug. 13

NEW ORLEANS 26, Kansas City 24  
LAS VEGAS 34, San Francisco 7

## PRESEASON WEEK 2

### Thursday, Aug. 17

Cleveland 18, PHILADELPHIA 18

### Friday, Aug. 18

N.Y. GIANTS 21, Carolina 19

### Saturday, Aug. 19

Cincinnati 13, ATLANTA 13  
Jacksonville 25, DETROIT 7  
Miami 28, HOUSTON 3  
PITTSBURGH 27, Buffalo 15  
INDIANAPOLIS 24, Chicago 17  
Tampa Bay 13, N.Y. JETS 6  
Kansas City 38, ARIZONA 10  
New England 21, GREEN BAY 17  
Tennessee 24, MINNESOTA 16  
SAN FRANCISCO 21, Denver 20  
Las Vegas 34, L.A. RAMS 17  
SEATTLE 22, Dallas 14

### Sunday, Aug. 20

New Orleans 22, L.A. CHARGERS 17

### Monday, Aug. 21

WASHINGTON 29, Baltimore 28

## PRESEASON WEEK 3

### Thursday, Aug. 24

Pittsburgh 24, ATLANTA 0  
Indianapolis 27, PHILADELPHIA 13

### Friday, Aug. 25

Detroit 26, CAROLINA 17  
TENNESSEE 23, New England 7  
L.A. Chargers 23, SAN FRANCISCO 12

### Saturday, Aug. 26

Buffalo 24, CHICAGO 21  
GREEN BAY 19, Seattle 15  
KANSAS CITY 33, Cleveland 32  
Arizona 18, MINNESOTA 17  
N.Y. Jets 32, N.Y. GIANTS 24  
WASHINGTON 21, Cincinnati 19  
JACKSONVILLE 31, Miami 18  
TAMPA BAY 26, Baltimore 20  
DALLAS 31, Las Vegas 16  
DENVER 41, L.A. Rams 0

### Sunday, Aug. 27

Houston 17, NEW ORLEANS 13

*Home teams in preseason games are indicated in CAPS.*

## PRESEASON STANDINGS, 2023

### AMERICAN FOOTBALL CONFERENCE

East Division	W	L	T	Pct.	Pts.	OP
Buffalo	2	1	0	.667	62	67
N.Y. Jets	2	2	0	.500	81	58
Miami	1	2	0	.333	49	53
New England	1	2	0	.333	37	60
North Division	W	L	T	Pct.	Pts.	OP
Pittsburgh	3	0	0	1.000	78	32
Cleveland	1	2	1	.375	86	84
Baltimore	1	2	0	.333	68	74
Cincinnati	0	2	1	.167	51	70
South Division	W	L	T	Pct.	Pts.	OP
Jacksonville	3	0	0	1.000	84	48
Houston	2	1	0	.667	40	50
Indianapolis	2	1	0	.667	70	53
Tennessee	2	1	0	.667	64	46
West Division	W	L	T	Pct.	Pts.	OP
Las Vegas	2	1	0	.667	84	55
L.A. Chargers	2	1	0	.667	74	51
Kansas City	2	1	0	.667	95	68
Denver	1	2	0	.333	78	39

### NATIONAL FOOTBALL CONFERENCE

East Division	W	L	T	Pct.	Pts.	OP
Washington	3	0	0	1.000	67	62
N.Y. Giants	1	2	0	.333	61	72
Dallas	1	2	0	.333	68	66
Philadelphia	0	2	1	.167	50	65
North Division	W	L	T	Pct.	Pts.	OP
Green Bay	2	1	0	.667	72	55
Detroit	2	1	0	.667	54	58
Chicago	1	2	0	.333	61	65
Minnesota	0	3	0	.000	46	66
South Division	W	L	T	Pct.	Pts.	OP
New Orleans	2	1	0	.667	61	58
Tampa Bay	2	1	0	.667	56	53
Atlanta	1	1	1	.500	32	40
Carolina	0	3	0	.000	36	74
West Division	W	L	T	Pct.	Pts.	OP
Arizona	2	1	0	.667	46	72
Seattle	2	1	0	.667	61	46
San Francisco	1	2	0	.333	40	77
L.A. Rams	0	3	0	.000	34	109

## 2023 AFC REGULAR-SEASON RESULTS, BY TEAM

### BALTIMORE RAVENS (13-4)

W 25-9 Houston  
 W 27-24 at Cincinnati  
 L 19-22 Indianapolis (OT)  
 W 28-3 at Cleveland  
 L 10-17 at Pittsburgh  
 W 24-16 at Tennessee+  
 W 38-6 Detroit  
 W 31-24 at Arizona  
 W 37-3 Seattle  
 L 31-33 Cleveland  
 W 34-20 Cincinnati  
 W 20-10 at L.A. Chargers  
 W 37-31 L.A. Rams (OT)  
 W 23-7 at Jacksonville  
 W 33-19 at San Francisco  
 W 56-19 Miami  
 L 10-17 Pittsburgh

### BUFFALO BILLS (11-6)

L 16-22 at N.Y. Jets (OT)  
 W 38-10 Las Vegas  
 W 37-3 at Washington  
 W 48-20 Miami  
 L 20-25 Jacksonville+  
 W 14-9 N.Y. Giants  
 L 25-29 at New England  
 W 24-18 Tampa Bay  
 L 18-24 at Cincinnati  
 L 22-24 Denver  
 W 32-6 N.Y. Jets  
 L 34-37 at Philadelphia (OT)  
 W 20-17 at Kansas City  
 W 31-10 Dallas  
 W 24-22 at L.A. Chargers  
 W 27-21 New England  
 W 21-14 at Miami

### CINCINNATI BENGALS (8-8)

L 3-24 at Cleveland  
 L 24-27 Baltimore  
 W 19-16 L.A. Rams  
 L 3-27 at Tennessee  
 W 34-20 at Arizona  
 W 17-13 Seattle  
 W 31-17 at San Francisco  
 W 24-18 Buffalo  
 L 27-30 Houston  
 L 20-34 at Baltimore  
 L 10-16 Pittsburgh  
 W 34-31 at Jacksonville (OT)  
 W 34-14 Indianapolis  
 W 27-24 Minnesota (OT)  
 L 11-34 at Pittsburgh  
 L 17-25 at Kansas City  
 W 31-14 Cleveland

### CLEVELAND BROWNS (11-6)

W 24-3 Cincinnati  
 L 22-26 at Pittsburgh  
 W 27-3 Tennessee  
 L 3-28 Baltimore  
 W 19-17 San Francisco  
 W 39-38 at Indianapolis  
 L 20-24 at Seattle  
 W 27-0 Arizona  
 W 33-31 at Baltimore  
 W 13-10 Pittsburgh  
 L 12-29 at Denver  
 L 19-36 at L.A. Rams  
 W 31-27 Jacksonville  
 W 20-17 Chicago  
 W 36-22 at Houston  
 W 37-20 N.Y. Jets  
 L 14-31 at Cincinnati

### DENVER BRONCOS (8-9)

L 16-17 Las Vegas  
 L 33-35 Washington  
 L 20-70 at Miami  
 W 31-28 at Chicago  
 L 21-31 N.Y. Jets  
 L 8-19 at Kansas City  
 W 19-17 Green Bay  
 W 24-9 Kansas City  
 W 24-22 at Buffalo  
 W 21-20 Minnesota  
 W 29-12 Cleveland  
 L 17-22 at Houston  
 W 24-7 at L.A. Chargers  
 L 17-42 at Detroit  
 L 23-26 New England  
 W 16-9 L.A. Chargers  
 L 14-27 at Las Vegas

### HOUSTON TEXANS (10-7)

L 9-25 at Baltimore  
 L 20-31 Indianapolis  
 W 37-17 at Jacksonville  
 W 30-6 Pittsburgh  
 L 19-21 at Atlanta  
 W 20-13 New Orleans  
 L 13-15 at Carolina  
 W 39-37 Tampa Bay  
 W 30-27 at Cincinnati  
 W 21-16 Arizona  
 L 21-24 Jacksonville  
 W 22-17 Denver  
 L 6-30 at N.Y. Jets  
 W 19-16 at Tennessee (OT)  
 L 22-36 Cleveland  
 W 26-3 Tennessee  
 W 23-19 at Indianapolis

### INDIANAPOLIS COLTS (8-8)

L 21-31 Jacksonville  
 W 31-20 at Houston  
 W 22-19 at Baltimore (OT)  
 L 23-29 L.A. Rams (OT)  
 W 23-16 Tennessee  
 L 20-37 at Jacksonville  
 L 38-39 Cleveland  
 L 27-38 New Orleans  
 W 27-13 at Carolina  
 W 10-6 at New England#  
 W 27-20 Tampa Bay  
 W 31-28 at Tennessee (OT)  
 L 14-34 at Cincinnati  
 W 30-13 Pittsburgh  
 L 10-29 at Atlanta  
 W 23-20 Las Vegas  
 L 19-23 Houston

### JACKSONVILLE JAGUARS (8-8)

W 31-21 at Indianapolis  
 L 9-17 Kansas City  
 L 17-37 Houston  
 W 23-7 Atlanta+  
 W 25-20 at Buffalo+  
 W 37-20 Indianapolis  
 W 31-24 at New Orleans  
 W 20-10 at Pittsburgh  
 L 3-34 San Francisco  
 W 34-14 Tennessee  
 W 24-21 at Houston  
 L 31-34 Cincinnati (OT)  
 L 27-31 at Cleveland  
 L 7-23 Baltimore  
 L 12-30 at Tampa Bay  
 W 26-0 Carolina  
 L 20-28 at Tennessee

### KANSAS CITY CHIEFS (11-6)

L 20-21 Detroit  
 W 17-9 at Jacksonville  
 W 41-10 Chicago  
 W 23-20 at N.Y. Jets  
 W 27-20 at Minnesota  
 W 19-8 Denver  
 W 31-17 L.A. Chargers  
 L 9-24 at Denver  
 W 21-14 Miami#  
 L 17-21 Philadelphia  
 W 31-17 at Las Vegas  
 L 19-27 at Green Bay  
 L 17-20 Buffalo  
 W 27-17 at New England  
 L 14-20 Las Vegas  
 W 25-17 Cincinnati  
 W 13-12 at L.A. Chargers

### LAS VEGAS RAIDERS (8-9)

W 17-16 at Denver  
 L 10-38 at Buffalo  
 L 18-23 Pittsburgh  
 L 17-24 at L.A. Chargers  
 W 17-13 Green Bay  
 W 21-17 New England  
 L 12-30 at Chicago  
 L 14-26 at Detroit  
 W 30-6 N.Y. Giants  
 W 16-12 N.Y. Jets  
 L 13-20 at Miami  
 L 17-31 Kansas City  
 L 0-3 Minnesota  
 W 63-21 L.A. Chargers  
 W 20-14 at Kansas City  
 L 20-23 at Indianapolis  
 W 27-14 Denver

### LOS ANGELES CHARGERS (5-12)

L 34-36 Miami  
 L 24-27 at Tennessee (OT)  
 W 28-24 at Minnesota  
 W 24-17 Las Vegas  
 L 17-20 Dallas  
 L 17-31 at Kansas City  
 W 30-13 Chicago  
 W 27-6 at N.Y. Jets  
 L 38-41 Detroit  
 L 20-23 at Green Bay  
 L 10-20 Baltimore  
 W 6-0 at New England  
 L 7-24 Denver  
 L 21-63 at Las Vegas  
 L 22-24 Buffalo  
 L 9-16 at Denver  
 L 12-13 Kansas City

### MIAMI DOLPHINS (11-6)

W 36-34 at L.A. Chargers  
 W 24-17 at New England  
 W 70-20 Denver  
 L 20-48 at Buffalo  
 W 31-16 N.Y. Giants  
 W 42-21 Carolina  
 L 17-31 at Philadelphia  
 W 31-17 New England  
 L 14-21 at Kansas City#  
 W 20-13 Las Vegas  
 W 34-13 at N.Y. Jets  
 W 45-15 at Washington  
 L 27-28 Tennessee  
 W 30-0 N.Y. Jets  
 W 22-20 Dallas  
 L 19-56 at Baltimore  
 L 14-21 Buffalo

### NEW ENGLAND PATRIOTS (4-13)

L 20-25 Philadelphia  
 L 17-24 Miami  
 W 15-10 at N.Y. Jets  
 L 3-38 at Dallas  
 L 0-34 New Orleans  
 L 17-21 at Las Vegas  
 W 29-25 Buffalo  
 L 17-31 at Miami  
 L 17-20 Washington  
 L 6-10 Indianapolis#  
 L 7-10 at N.Y. Giants  
 L 0-6 L.A. Chargers  
 W 21-18 at Pittsburgh  
 L 17-27 Kansas City  
 W 26-23 at Denver  
 L 21-27 at Buffalo  
 L 3-17 N.Y. Jets

### NEW YORK JETS (7-10)

W 22-16 Buffalo (OT)  
 L 10-30 at Dallas  
 L 10-15 New England  
 L 20-23 Kansas City  
 W 31-21 at Denver  
 W 20-14 Philadelphia  
 W 13-10 at N.Y. Giants (OT)  
 L 6-27 L.A. Chargers  
 L 12-16 at Las Vegas  
 L 6-32 at Buffalo  
 L 13-34 Miami  
 L 8-13 Atlanta  
 W 30-6 Houston  
 L 0-30 at Miami  
 W 30-28 Washington  
 L 20-37 at Cleveland  
 W 17-3 at New England

### PITTSBURGH STEELERS (10-7)

L 7-30 San Francisco  
 W 26-22 Cleveland  
 W 23-18 at Las Vegas  
 L 6-30 at Houston  
 W 17-10 Baltimore  
 W 24-17 at L.A. Rams  
 L 10-20 Jacksonville  
 W 20-16 Tennessee  
 W 23-19 Green Bay  
 L 10-13 at Cleveland  
 W 16-10 at Cincinnati  
 L 10-24 Arizona  
 L 18-21 New England  
 L 13-30 at Indianapolis  
 W 34-11 Cincinnati  
 W 30-23 at Seattle  
 W 17-10 at Baltimore

### TENNESSEE TITANS (6-11)

L 15-16 at New Orleans  
 W 27-24 L.A. Chargers (OT)  
 L 3-27 at Cleveland  
 W 27-3 Cincinnati  
 L 16-23 at Indianapolis  
 L 16-24 Baltimore+  
 W 28-23 Atlanta  
 L 16-20 at Pittsburgh  
 L 6-20 at Tampa Bay  
 L 14-34 at Jacksonville  
 W 17-10 Carolina  
 L 28-31 Indianapolis (OT)  
 W 28-27 at Miami  
 L 16-19 Houston (OT)  
 L 17-20 Seattle  
 L 3-26 at Houston  
 W 28-20 Jacksonville

+London; #Frankfurt

## 2023 NFC REGULAR-SEASON RESULTS, BY TEAM

### ARIZONA CARDINALS (4-13)

L 16-20 at Washington  
 L 28-31 N.Y. Giants  
 W 28-16 Dallas  
 L 16-35 at San Francisco  
 L 20-34 Cincinnati  
 L 9-26 at L.A. Rams  
 L 10-20 at Seattle  
 L 24-31 Baltimore  
 L 0-27 at Cleveland  
 W 25-23 Atlanta  
 L 16-21 at Houston  
 L 14-37 L.A. Rams  
 W 24-10 at Pittsburgh  
 L 29-45 San Francisco  
 L 16-27 at Chicago  
 W 35-31 at Philadelphia  
 L 20-21 Seattle

### ATLANTA FALCONS (7-10)

W 24-10 Carolina  
 W 25-24 Green Bay  
 L 6-20 at Detroit  
 L 7-23 at Jacksonville+  
 W 21-19 Houston  
 L 16-24 Washington  
 W 16-13 at Tampa Bay  
 L 23-28 at Tennessee  
 L 28-31 Minnesota  
 L 23-25 at Arizona  
 W 24-15 New Orleans  
 W 13-8 at N.Y. Jets  
 L 25-29 Tampa Bay  
 L 7-9 at Carolina  
 W 29-10 Indianapolis  
 L 17-37 at Chicago  
 L 17-48 at New Orleans

### CAROLINA PANTHERS (2-15)

L 10-24 at Atlanta  
 L 17-20 New Orleans  
 L 27-37 at Seattle  
 L 13-21 Minnesota  
 L 24-42 at Detroit  
 L 21-42 at Miami  
 W 15-13 Houston  
 L 13-27 Indianapolis  
 L 13-16 at Chicago  
 L 10-33 Dallas  
 L 10-17 at Tennessee  
 L 18-21 at Tampa Bay  
 L 6-28 at New Orleans  
 W 9-7 Atlanta  
 L 30-33 Green Bay  
 L 0-26 at Jacksonville  
 L 0-9 Tampa Bay

### CHICAGO BEARS (7-10)

L 20-38 Green Bay  
 L 17-27 at Tampa Bay  
 L 10-41 at Kansas City  
 L 28-31 Denver  
 W 40-20 at Washington  
 L 13-19 Minnesota  
 W 30-12 Las Vegas  
 L 13-30 at L.A. Chargers  
 L 17-24 at New Orleans  
 W 16-13 Carolina  
 L 26-31 at Detroit  
 W 12-10 at Minnesota  
 W 28-13 Detroit  
 L 17-20 at Cleveland  
 W 27-16 Arizona  
 W 37-17 Atlanta  
 L 9-17 at Green Bay

### DALLAS COWBOYS (12-5)

W 40-0 at N.Y. Giants  
 W 30-10 N.Y. Jets  
 L 16-28 at Arizona  
 W 38-3 New England  
 L 10-42 at San Francisco  
 W 20-17 at L.A. Chargers  
 W 43-20 L.A. Rams  
 L 23-28 at Philadelphia  
 W 49-17 N.Y. Giants  
 W 33-10 at Carolina  
 W 45-10 Washington  
 W 41-35 Seattle  
 W 33-13 Philadelphia  
 L 10-31 at Buffalo  
 L 20-22 at Miami  
 W 20-19 Detroit  
 W 38-10 at Washington

### DETROIT LIONS (12-5)

W 21-20 at Kansas City  
 L 31-37 Seattle (OT)  
 W 20-6 Atlanta  
 W 34-20 at Green Bay  
 W 42-24 Carolina  
 W 20-6 at Tampa Bay  
 L 6-38 at Baltimore  
 W 26-14 Las Vegas  
 W 41-38 at L.A. Chargers  
 W 31-26 Chicago  
 L 22-29 Green Bay  
 W 33-28 at New Orleans  
 L 13-28 at Chicago  
 W 42-17 Denver  
 W 30-24 at Minnesota  
 L 19-20 at Dallas  
 W 30-20 Minnesota

### GREEN BAY PACKERS (9-8)

W 38-20 at Chicago  
 L 24-25 at Atlanta  
 W 18-17 New Orleans  
 L 20-34 Detroit  
 L 13-17 at Las Vegas  
 L 17-19 at Denver  
 L 10-24 Minnesota  
 W 20-3 L.A. Rams  
 L 19-23 at Pittsburgh  
 W 23-20 L.A. Chargers  
 W 29-22 at Detroit  
 W 27-19 Kansas City  
 L 22-24 at N.Y. Giants  
 L 20-34 Tampa Bay  
 W 33-30 at Carolina  
 W 33-10 at Minnesota  
 W 17-9 Chicago

### LOS ANGELES RAMS (10-7)

W 30-13 at Seattle  
 L 23-30 San Francisco  
 L 16-19 at Cincinnati  
 W 29-23 at Indianapolis (OT)  
 L 14-23 Philadelphia  
 W 26-9 Arizona  
 L 17-24 Pittsburgh  
 L 20-43 at Dallas  
 L 3-20 at Green Bay  
 W 17-16 Seattle  
 W 37-14 at Arizona  
 W 36-19 Cleveland  
 L 31-37 at Baltimore (OT)  
 W 28-20 Washington  
 W 30-22 New Orleans  
 W 26-25 at N.Y. Giants  
 W 21-20 at San Francisco

### MINNESOTA VIKINGS (7-10)

L 17-20 Tampa Bay  
 L 28-34 at Philadelphia  
 L 24-28 L.A. Chargers  
 W 21-13 at Carolina  
 L 20-27 Kansas City  
 W 19-13 at Chicago  
 W 22-17 San Francisco  
 W 24-10 at Green Bay  
 W 31-28 at Atlanta  
 W 27-19 New Orleans  
 L 20-21 at Denver  
 L 10-12 Chicago  
 W 3-0 at Las Vegas  
 L 24-27 at Cincinnati (OT)  
 L 24-30 Detroit  
 L 10-33 Green Bay  
 L 20-30 at Detroit

### NEW ORLEANS SAINTS (9-8)

W 16-15 Tennessee  
 W 20-17 at Carolina  
 L 17-18 at Green Bay  
 L 9-26 Tampa Bay  
 W 34-0 at New England  
 L 13-20 at Houston  
 L 24-31 Jacksonville  
 W 38-27 at Indianapolis  
 W 24-17 Chicago  
 L 19-27 at Minnesota  
 L 15-24 at Atlanta  
 L 28-33 Detroit  
 W 28-6 Carolina  
 W 24-6 N.Y. Giants  
 L 22-30 at L.A. Rams  
 W 23-13 at Tampa Bay  
 W 48-17 Atlanta

### NEW YORK GIANTS (6-11)

L 0-40 Dallas  
 W 31-28 at Arizona  
 L 12-30 at San Francisco  
 L 3-24 Seattle  
 L 16-31 at Miami  
 L 9-14 at Buffalo  
 W 14-7 Washington  
 L 10-13 N.Y. Jets (OT)  
 L 6-30 at Las Vegas  
 L 17-49 at Dallas  
 W 31-19 at Washington  
 W 10-7 New England  
 W 24-22 Green Bay  
 L 6-24 at New Orleans  
 L 25-33 at Philadelphia  
 L 25-26 L.A. Rams  
 W 27-10 Philadelphia

### PHILADELPHIA EAGLES (11-6)

W 25-20 at New England  
 W 34-28 Minnesota  
 W 25-11 at Tampa Bay  
 W 34-31 Washington (OT)  
 W 23-14 at L.A. Rams  
 L 14-20 at N.Y. Jets  
 W 31-17 Miami  
 W 38-31 at Washington  
 W 28-23 Dallas  
 W 21-17 at Kansas City  
 W 37-34 Buffalo (OT)  
 L 19-42 San Francisco  
 L 13-33 at Dallas  
 L 17-20 at Seattle  
 W 33-25 N.Y. Giants  
 L 31-35 Arizona  
 L 10-27 at N.Y. Giants

### SAN FRANCISCO 49ERS (12-5)

W 30-7 at Pittsburgh  
 W 30-23 at L.A. Rams  
 W 30-12 N.Y. Giants  
 W 35-16 Arizona  
 W 42-10 Dallas  
 L 17-19 at Cleveland  
 L 17-22 at Minnesota  
 L 17-31 Cincinnati  
 W 34-3 at Jacksonville  
 W 27-14 Tampa Bay  
 W 31-13 at Seattle  
 W 42-19 at Philadelphia  
 W 28-16 Seattle  
 W 45-29 at Arizona  
 L 19-33 Baltimore  
 W 27-10 at Washington  
 L 20-21 L.A. Rams

### SEATTLE SEAHAWKS (9-8)

L 13-30 L.A. Rams  
 W 37-31 at Detroit (OT)  
 W 37-27 Carolina  
 W 24-3 at N.Y. Giants  
 L 13-17 at Cincinnati  
 W 20-10 Arizona  
 W 24-20 Cleveland  
 L 3-37 at Baltimore  
 W 29-26 Washington  
 L 16-17 at L.A. Rams  
 L 13-31 San Francisco  
 L 35-41 at Dallas  
 L 16-28 at San Francisco  
 W 20-17 Philadelphia  
 W 20-17 at Tennessee  
 L 23-30 Pittsburgh  
 W 21-20 at Arizona

### TAMPA BAY BUCCANEERS (9-8)

W 20-17 at Minnesota  
 W 27-17 Chicago  
 L 11-25 Philadelphia  
 W 26-9 at New Orleans  
 L 6-20 Detroit  
 L 13-16 Atlanta  
 L 18-24 at Buffalo  
 L 37-39 at Houston  
 W 20-6 Tennessee  
 L 14-27 at San Francisco  
 L 20-27 at Indianapolis  
 W 21-18 Carolina  
 W 29-25 at Atlanta  
 W 34-20 at Green Bay  
 W 30-12 Jacksonville  
 L 13-23 New Orleans  
 W 9-0 at Carolina

### WASHINGTON COMMANDERS (4-13)

W 20-16 Arizona  
 W 35-33 at Denver  
 L 3-37 Buffalo  
 L 31-34 at Philadelphia (OT)  
 L 20-40 Chicago  
 W 24-16 at Atlanta  
 L 7-14 at N.Y. Giants  
 L 31-38 Philadelphia  
 W 20-17 at New England  
 L 26-29 at Seattle  
 L 19-31 N.Y. Giants  
 L 10-45 at Dallas  
 L 15-45 Miami  
 L 20-28 at L.A. Rams  
 L 28-30 at N.Y. Jets  
 L 10-27 San Francisco  
 L 10-38 Dallas  
 +London

# 2023 NFL STANDINGS

## FINAL STANDINGS

### AMERICAN FOOTBALL CONFERENCE

	W	L	T	Pct.	Pts.	OP
<b>East Division</b>						
* Buffalo	11	6	0	.647	451	311
# Miami	11	6	0	.647	496	391
N.Y. Jets	7	10	0	.412	268	355
New England	4	13	0	.235	236	366
<b>North Division</b>						
* Baltimore	13	4	0	.765	483	280
# Cleveland	11	6	0	.647	396	362
# Pittsburgh	10	7	0	.588	304	324
Cincinnati	9	8	0	.529	366	384
<b>South Division</b>						
* Houston	10	7	0	.588	377	353
Jacksonville	9	8	0	.529	377	371
Indianapolis	9	8	0	.529	396	415
Tennessee	6	11	0	.353	305	367
<b>West Division</b>						
* Kansas City	11	6	0	.647	371	294
Las Vegas	8	9	0	.471	332	331
Denver	8	9	0	.471	357	413
L.A. Chargers	5	12	0	.294	346	398

### NATIONAL FOOTBALL CONFERENCE

	W	L	T	Pct.	Pts.	OP
<b>East Division</b>						
* Dallas	12	5	0	.706	509	315
# Philadelphia	11	6	0	.647	433	428
N.Y. Giants	6	11	0	.353	266	407
Washington	4	13	0	.235	329	518
<b>North Division</b>						
* Detroit	12	5	0	.706	461	395
# Green Bay	9	8	0	.529	383	350
Minnesota	7	10	0	.412	344	362
Chicago	7	10	0	.412	360	379
<b>South Division</b>						
* Tampa Bay	9	8	0	.529	348	325
New Orleans	9	8	0	.529	402	327
Atlanta	7	10	0	.412	321	373
Carolina	2	15	0	.118	236	416
<b>West Division</b>						
* San Francisco	12	5	0	.706	491	298
# L.A. Rams	10	7	0	.588	404	377
Seattle	9	8	0	.529	364	402
Arizona	4	13	0	.235	330	455

\* Division champion

# Wild Card team

*Buffalo finished ahead of Miami based on head-to-head sweep. Buffalo finished ahead of Kansas City based on head-to-head victory. Cleveland finished ahead of Miami based on better conference record (8-4 to Dolphins' 7-5). San Francisco finished ahead of Dallas and Detroit based on better conference record (10-2 to Cowboys' 9-3 and Lions' 8-4). Dallas finished ahead of Detroit based on head-to-head victory. Green Bay and Seattle finished ahead of New Orleans based on better conference record (7-5 to Saints' 6-6). Green Bay finished ahead of Seattle based on better strength of victory (.458 to Seahawks' .392). Tampa Bay finished ahead of New Orleans based on better record in common games (8-4 to Saints' 6-6).*

### SUPER WILD CARD WEEKEND

#### Saturday, Jan. 13

(AFC) HOUSTON 45, Cleveland 14  
(AFC) KANSAS CITY 26, Miami 7

#### Sunday, Jan. 14

(NFC) Green Bay 48, DALLAS 32  
(NFC) DETROIT 24, L.A. Rams 23

#### Monday, Jan. 15

(AFC) BUFFALO 31, Pittsburgh 17+  
(NFC) TAMPA BAY 32, Philadelphia 9

### DIVISIONAL PLAYOFFS

#### Saturday, Jan. 20

(AFC) BALTIMORE 34, Houston 10  
(NFC) SAN FRANCISCO 24, Green Bay 21

#### Sunday, Jan. 21

(NFC) DETROIT 31, Tampa Bay 23  
(AFC) Kansas City 27, BUFFALO 24

### CHAMPIONSHIP GAMES

#### Sunday, Jan. 28

(AFC) Kansas City 17, BALTIMORE 10  
(NFC) SAN FRANCISCO 34, Detroit 31

### SUPER BOWL LVIII

#### Sunday, Feb. 11

Kansas City (AFC) 25, San Francisco (NFC) 22 (OT),  
at Allegiant Stadium, Las Vegas

*Home teams in playoff games are indicated in CAPS.*

*+Steelers-Bills Wild Card game, initially scheduled for Jan. 14, moved to Jan. 15 due to Buffalo snowstorm.*

# 2023 WEEK BY WEEK

## FIRST WEEK STANDINGS

American Football Conference						
East Division	W	L	T	Pct.	Pts.	OP
N.Y. Jets	1	0	0	1.000	22	16
Miami	1	0	0	1.000	36	34
New England	0	1	0	.000	20	25
Buffalo	0	1	0	.000	16	22
North Division	W	L	T	Pct.	Pts.	OP
Cleveland	1	0	0	1.000	24	3
Baltimore	1	0	0	1.000	25	9
Pittsburgh	0	1	0	.000	7	30
Cincinnati	0	1	0	.000	3	24
South Division	W	L	T	Pct.	Pts.	OP
Jacksonville	1	0	0	1.000	31	21
Tennessee	0	1	0	.000	15	16
Houston	0	1	0	.000	9	25
Indianapolis	0	1	0	.000	21	31
West Division	W	L	T	Pct.	Pts.	OP
Las Vegas	1	0	0	1.000	17	16
Kansas City	0	1	0	.000	20	21
L.A. Chargers	0	1	0	.000	34	36
Denver	0	1	0	.000	16	17
National Football Conference						
East Division	W	L	T	Pct.	Pts.	OP
Dallas	1	0	0	1.000	40	0
Washington	1	0	0	1.000	20	16
Philadelphia	1	0	0	1.000	25	20
N.Y. Giants	0	1	0	.000	0	40
North Division	W	L	T	Pct.	Pts.	OP
Green Bay	1	0	0	1.000	38	20
Detroit	1	0	0	1.000	21	20
Minnesota	0	1	0	.000	17	20
Chicago	0	1	0	.000	20	38
South Division	W	L	T	Pct.	Pts.	OP
Atlanta	1	0	0	1.000	24	10
Tampa Bay	1	0	0	1.000	20	17
New Orleans	1	0	0	1.000	16	15
Carolina	0	1	0	.000	10	24
West Division	W	L	T	Pct.	Pts.	OP
L.A. Rams	1	0	0	1.000	30	13
San Francisco	1	0	0	1.000	30	7
Arizona	0	1	0	.000	16	20
Seattle	0	1	0	.000	13	30

## WEEK 1 RESULTS

Thursday, Sept. 7

Detroit 21, KANSAS CITY 20

Sunday, Sept. 10

ATLANTA 24, Carolina 10  
 BALTIMORE 25, Houston 9  
 CLEVELAND 24, Cincinnati 3  
 Jacksonville 31, INDIANAPOLIS 21  
 Tampa Bay 20, MINNESOTA 17  
 NEW ORLEANS 16, Tennessee 15  
 San Francisco 30, PITTSBURGH 7  
 WASHINGTON 20, Arizona 16  
 Green Bay 38, CHICAGO 20  
 Las Vegas 17, DENVER 16  
 Miami 36, L.A. CHARGERS 34  
 Philadelphia 25, NEW ENGLAND 20  
 L.A. Rams 30, SEATTLE 13  
 Dallas 40, N.Y. GIANTS 0

Monday, Sept. 11

N.Y. JETS 22, Buffalo 16 (OT)

*In the 2023 week-by-week section, home teams indicated by ALL CAPS.*

*\*For game recaps, box scores, and video highlights, please visit [www.NFL.com/scores](http://www.NFL.com/scores).*

## SECOND WEEK STANDINGS

American Football Conference						
East Division	W	L	T	Pct.	Pts.	OP
Miami	2	0	0	1.000	60	51
N.Y. Jets	1	1	0	.500	32	46
Buffalo	1	1	0	.500	54	32
New England	0	2	0	.000	37	49
North Division	W	L	T	Pct.	Pts.	OP
Baltimore	2	0	0	1.000	52	33
Pittsburgh	1	1	0	.500	33	52
Cleveland	1	1	0	.500	46	29
Cincinnati	0	2	0	.000	27	51
South Division	W	L	T	Pct.	Pts.	OP
Jacksonville	1	1	0	.500	40	38
Tennessee	1	1	0	.500	42	40
Indianapolis	1	1	0	.500	52	51
Houston	0	2	0	.000	29	56
West Division	W	L	T	Pct.	Pts.	OP
Las Vegas	1	1	0	.500	27	54
Kansas City	1	1	0	.500	37	30
L.A. Chargers	0	2	0	.000	58	63
Denver	0	2	0	.000	49	52
National Football Conference						
East Division	W	L	T	Pct.	Pts.	OP
Dallas	2	0	0	1.000	70	10
Philadelphia	2	0	0	1.000	59	48
Washington	2	0	0	1.000	55	49
N.Y. Giants	1	1	0	.500	31	68
North Division	W	L	T	Pct.	Pts.	OP
Green Bay	1	1	0	.500	62	45
Detroit	1	1	0	.500	52	57
Minnesota	0	2	0	.000	45	54
Chicago	0	2	0	.000	37	65
South Division	W	L	T	Pct.	Pts.	OP
Atlanta	2	0	0	1.000	49	34
New Orleans	2	0	0	1.000	36	32
Tampa Bay	2	0	0	1.000	47	34
Carolina	0	2	0	.000	27	44
West Division	W	L	T	Pct.	Pts.	OP
San Francisco	2	0	0	1.000	60	30
L.A. Rams	1	1	0	.500	53	43
Seattle	1	1	0	.500	50	61
Arizona	0	2	0	.000	44	51

## WEEK 2 RESULTS

Thursday, Sept. 14

PHILADELPHIA 34, Minnesota 28

Sunday, Sept. 17

ATLANTA 25, Green Bay 24  
 BUFFALO 38, Las Vegas 10  
 Baltimore 27, CINCINNATI 24  
 Seattle 37, DETROIT 31 (OT)  
 Indianapolis 31, HOUSTON 20  
 Kansas City 17, JACKSONVILLE 9  
 TAMPA BAY 27, Chicago 17  
 TENNESSEE 27, L.A. CHARGERS 24  
 N.Y. Giants 31, ARIZONA 28  
 San Francisco 30, L.A. RAMS 23  
 DALLAS 30, N.Y. JETS 10  
 Washington 35, DENVER 33  
 Miami 24, NEW ENGLAND 17

Monday, Sept. 18

New Orleans 20, CAROLINA 17  
 PITTSBURGH 26, Cleveland 22

## THIRD WEEK STANDINGS

American Football Conference						
East Division	W	L	T	Pct.	Pts.	OP
Miami	3	0	0	1.000	130	71
Buffalo	2	1	0	.667	91	35
New England	1	2	0	.333	52	59
N.Y. Jets	1	2	0	.333	42	61
North Division	W	L	T	Pct.	Pts.	OP
Pittsburgh	2	1	0	.667	56	70
Baltimore	2	1	0	.667	71	55
Cleveland	2	1	0	.667	73	32
Cincinnati	1	2	0	.333	46	67
South Division	W	L	T	Pct.	Pts.	OP
Indianapolis	2	1	0	.667	74	70
Houston	1	2	0	.333	66	73
Tennessee	1	2	0	.333	45	67
Jacksonville	1	2	0	.333	57	75
West Division	W	L	T	Pct.	Pts.	OP
Kansas City	2	1	0	.667	78	40
Las Vegas	1	2	0	.333	45	77
L.A. Chargers	1	2	0	.333	86	87
Denver	0	3	0	.000	69	122
National Football Conference						
East Division	W	L	T	Pct.	Pts.	OP
Philadelphia	3	0	0	1.000	84	59
Dallas	2	1	0	.667	86	38
Washington	2	1	0	.667	58	86
N.Y. Giants	1	2	0	.333	43	98
North Division	W	L	T	Pct.	Pts.	OP
Green Bay	2	1	0	.667	80	62
Detroit	2	1	0	.667	72	63
Minnesota	0	3	0	.000	69	82
Chicago	0	3	0	.000	47	106
South Division	W	L	T	Pct.	Pts.	OP
Atlanta	2	1	0	.667	55	54
New Orleans	2	1	0	.667	53	50
Tampa Bay	2	1	0	.667	58	59
Carolina	0	3	0	.000	54	81
West Division	W	L	T	Pct.	Pts.	OP
San Francisco	3	0	0	1.000	90	42
Seattle	2	1	0	.667	87	88
L.A. Rams	1	2	0	.333	69	62
Arizona	1	2	0	.333	72	67

## WEEK 3 RESULTS

Thursday, Sept. 21

SAN FRANCISCO 30, N.Y. Giants 12

Sunday, Sept. 24

Indianapolis 22, BALTIMORE 19 (OT)  
 CLEVELAND 27, Tennessee 3  
 DETROIT 20, Atlanta 6  
 GREEN BAY 18, New Orleans 17  
 Houston 37, JACKSONVILLE 17  
 MIAMI 70, Denver 20  
 L.A. CHARGERS 28, MINNESOTA 24  
 New England 15, N.Y. JETS 10  
 Buffalo 37, WASHINGTON 3  
 SEATTLE 37, Carolina 17  
 ARIZONA 30, N.Y. JETS 10  
 KANSAS CITY 41, Chicago 10  
 Pittsburgh 23, LAS VEGAS 18

Monday, Sept. 25

Philadelphia 25, TAMPA BAY 11  
 CINCINNATI 19, L.A. Rams 16

## 2023 WEEK BY WEEK

### FOURTH WEEK STANDINGS

#### American Football Conference

East Division	W	L	T	Pct.	Pts.	OP
Buffalo	3	1	0	.750	139	55
Miami	3	1	0	.750	150	119
New England	1	3	0	.250	55	97
N.Y. Jets	1	3	0	.250	62	84
North Division	W	L	T	Pct.	Pts.	OP
Baltimore	3	1	0	.750	99	58
Pittsburgh	2	2	0	.500	62	100
Cleveland	2	2	0	.500	76	60
Cincinnati	1	3	0	.250	49	94
South Division	W	L	T	Pct.	Pts.	OP
Indianapolis	2	2	0	.500	97	99
Houston	2	2	0	.500	96	79
Tennessee	2	2	0	.500	72	70
Jacksonville	2	2	0	.500	80	82
West Division	W	L	T	Pct.	Pts.	OP
Kansas City	3	1	0	.750	101	60
L.A. Chargers	2	2	0	.500	110	104
Las Vegas	1	3	0	.250	62	101
Denver	1	3	0	.250	100	150

#### National Football Conference

East Division	W	L	T	Pct.	Pts.	OP
Philadelphia	4	0	0	1.000	118	90
Dallas	3	1	0	.750	124	41
Washington	2	2	0	.500	89	120
N.Y. Giants	1	3	0	.250	46	122
North Division	W	L	T	Pct.	Pts.	OP
Detroit	3	1	0	.750	106	83
Green Bay	2	2	0	.500	100	96
Minnesota	1	3	0	.250	90	95
Chicago	0	4	0	.000	75	137
South Division	W	L	T	Pct.	Pts.	OP
Tampa Bay	3	1	0	.750	84	68
Atlanta	2	2	0	.500	62	77
New Orleans	2	2	0	.500	62	76
Carolina	0	4	0	.000	67	102
West Division	W	L	T	Pct.	Pts.	OP
San Francisco	4	0	0	1.000	125	58
Seattle	3	1	0	.750	111	91
L.A. Rams	2	2	0	.500	98	85
Arizona	1	3	0	.250	88	102

### WEEK 4 RESULTS

#### Thursday, Sept. 28

Detroit 34, GREEN BAY 20

#### Sunday, Oct. 1

JACKSONVILLE 23, Atlanta 7+  
 BUFFALO 48, Miami 20  
 Minnesota 31, CAROLINA 13  
 Denver 31, CHICAGO 28  
 Baltimore 28, CLEVELAND 3  
 HOUSTON 30, Pittsburgh 6  
 L.A. Rams 29, INDIANAPOLIS 23 (OT)  
 Tampa Bay 26, NEW ORLEANS 9  
 PHILADELPHIA 34, Washington 31 (OT)  
 TENNESSEE 27, Cincinnati 3  
 L.A. CHARGERS 24, Las Vegas 17  
 DALLAS 38, New England 3  
 SAN FRANCISCO 35, Arizona 16  
 Kansas City 23, N.Y. JETS 20

#### Monday, Oct. 2

Seattle 24, N.Y. GIANTS 3

+Played in London

### FIFTH WEEK STANDINGS

#### American Football Conference

East Division	W	L	T	Pct.	Pts.	OP
Miami	4	1	0	.800	181	135
Buffalo	3	2	0	.600	159	80
N.Y. Jets	2	3	0	.400	93	105
New England	1	4	0	.200	55	131
North Division	W	L	T	Pct.	Pts.	OP
Pittsburgh	3	2	0	.600	79	110
Baltimore	3	2	0	.600	109	75
Cleveland	2	2	0	.500	76	60
Cincinnati	2	3	0	.400	83	114
South Division	W	L	T	Pct.	Pts.	OP
Jacksonville	3	2	0	.600	105	102
Indianapolis	3	2	0	.600	120	115
Houston	2	3	0	.400	115	100
Tennessee	2	3	0	.400	88	93
West Division	W	L	T	Pct.	Pts.	OP
Kansas City	4	1	0	.800	128	80
L.A. Chargers	2	2	0	.500	110	104
Las Vegas	2	3	0	.400	79	114
Denver	1	4	0	.200	121	181

#### National Football Conference

East Division	W	L	T	Pct.	Pts.	OP
Philadelphia	5	0	0	1.000	141	104
Dallas	3	2	0	.600	134	83
Washington	2	3	0	.400	109	160
N.Y. Giants	1	4	0	.200	62	153
North Division	W	L	T	Pct.	Pts.	OP
Detroit	4	1	0	.800	148	107
Green Bay	2	3	0	.400	113	113
Minnesota	1	4	0	.200	110	122
Chicago	1	4	0	.200	115	157
South Division	W	L	T	Pct.	Pts.	OP
Tampa Bay	3	1	0	.750	84	68
Atlanta	3	2	0	.600	83	96
New Orleans	3	2	0	.600	96	76
Carolina	0	5	0	.000	91	144
West Division	W	L	T	Pct.	Pts.	OP
San Francisco	5	0	0	1.000	167	68
Seattle	3	1	0	.750	111	91
L.A. Rams	2	3	0	.400	112	108
Arizona	1	4	0	.200	108	136

### WEEK 5 RESULTS

#### Thursday Oct. 5

Chicago 40, WASHINGTON 20

#### Sunday, Oct. 8

Jacksonville 25, BUFFALO 20+  
 ATLANTA 21, Houston 19  
 DETROIT 42, Carolina 24  
 INDIANAPOLIS 23, Tennessee 16  
 MIAMI 31, N.Y. Giants 16  
 NEW ORLEANS 34, New England 0  
 PITTSBURGH 17, Baltimore 10  
 Cincinnati 34, ARIZONA 20  
 Philadelphia 23, L.A. RAMS 14  
 N.Y. Jets 31, DENVER 21  
 Kansas City 27, MINNESOTA 20  
 SAN FRANCISCO 42, Dallas 10

#### Monday, Oct. 9

LAS VEGAS 17, Green Bay 13

**Byes:** Cleveland, L.A. Chargers, Seattle,  
 Tampa Bay

+Played in London

### SIXTH WEEK STANDINGS

#### American Football Conference

East Division	W	L	T	Pct.	Pts.	OP
Miami	5	1	0	.833	223	156
Buffalo	4	2	0	.667	173	89
N.Y. Jets	3	3	0	.500	113	119
New England	1	5	0	.167	72	152
North Division	W	L	T	Pct.	Pts.	OP
Baltimore	4	2	0	.667	133	91
Pittsburgh	3	2	0	.600	79	110
Cleveland	3	2	0	.600	95	77
Cincinnati	3	3	0	.500	100	127
South Division	W	L	T	Pct.	Pts.	OP
Jacksonville	4	2	0	.667	142	122
Indianapolis	3	3	0	.500	140	152
Houston	3	3	0	.500	135	113
Tennessee	2	4	0	.333	104	117
West Division	W	L	T	Pct.	Pts.	OP
Kansas City	5	1	0	.833	147	88
Las Vegas	3	3	0	.500	100	131
L.A. Chargers	2	3	0	.400	127	124
Denver	1	5	0	.167	129	200

#### National Football Conference

East Division	W	L	T	Pct.	Pts.	OP
Philadelphia	5	1	0	.833	155	124
Dallas	4	2	0	.667	154	100
Washington	3	3	0	.500	133	176
N.Y. Giants	1	5	0	.167	71	167
North Division	W	L	T	Pct.	Pts.	OP
Detroit	5	1	0	.833	168	113
Green Bay	2	3	0	.400	113	113
Minnesota	2	4	0	.333	129	135
Chicago	1	5	0	.167	128	176
South Division	W	L	T	Pct.	Pts.	OP
Tampa Bay	3	2	0	.600	90	88
Atlanta	3	3	0	.500	99	120
New Orleans	3	3	0	.500	109	96
Carolina	0	6	0	.000	112	186
West Division	W	L	T	Pct.	Pts.	OP
San Francisco	5	1	0	.833	184	87
Seattle	3	2	0	.600	124	108
L.A. Rams	3	3	0	.500	138	117
Arizona	1	5	0	.167	117	162

### WEEK 6 RESULTS

#### Thursday, Oct. 12

KANSAS CITY 19, Denver 8

#### Sunday, Oct. 15

Baltimore 24, TENNESSEE 16+  
 Washington 24, ATLANTA 16  
 Minnesota 19, CHICAGO 13  
 CINCINNATI 17, Seattle 13  
 CLEVELAND 19, San Francisco 17  
 HOUSTON 20, New Orleans 13  
 JACKSONVILLE 37, Indianapolis 20  
 MIAMI 42, Carolina 21  
 LAS VEGAS 21, New England 17  
 L.A. RAMS 26, Arizona 9  
 N.Y. JETS 20, Philadelphia 14  
 Detroit 20, TAMPA BAY 6  
 BUFFALO 14, N.Y. Giants 9

#### Monday, Oct. 16

Dallas 20, L.A. CHARGERS 17

**Byes:** Green Bay, Pittsburgh

+Played in London

# 2023 WEEK BY WEEK

## SEVENTH WEEK STANDINGS

American Football Conference						
East Division	W	L	T	Pct.	Pts.	OP
Miami	5	2	0	.714	240	187
Buffalo	4	3	0	.571	198	118
N.Y. Jets	3	3	0	.500	113	119
New England	2	5	0	.286	101	177
North Division	W	L	T	Pct.	Pts.	OP
Baltimore	5	2	0	.714	171	97
Pittsburgh	4	2	0	.667	103	127
Cleveland	4	2	0	.667	134	115
Cincinnati	3	3	0	.500	100	127
South Division	W	L	T	Pct.	Pts.	OP
Jacksonville	5	2	0	.714	173	146
Houston	3	3	0	.500	135	113
Indianapolis	3	4	0	.429	178	191
Tennessee	2	4	0	.333	104	117
West Division	W	L	T	Pct.	Pts.	OP
Kansas City	6	1	0	.857	178	105
Las Vegas	3	4	0	.429	112	161
L.A. Chargers	2	4	0	.333	144	155
Denver	2	5	0	.286	148	217
National Football Conference						
East Division	W	L	T	Pct.	Pts.	OP
Philadelphia	6	1	0	.857	186	141
Dallas	4	2	0	.667	154	100
Washington	3	4	0	.429	140	190
N.Y. Giants	2	5	0	.286	85	174
North Division	W	L	T	Pct.	Pts.	OP
Detroit	5	2	0	.714	174	151
Minnesota	3	4	0	.429	151	152
Green Bay	2	4	0	.333	130	132
Chicago	2	5	0	.286	158	188
South Division	W	L	T	Pct.	Pts.	OP
Atlanta	4	3	0	.571	115	133
Tampa Bay	3	3	0	.500	103	104
New Orleans	3	4	0	.429	133	127
Carolina	0	6	0	.000	112	186
West Division	W	L	T	Pct.	Pts.	OP
San Francisco	5	2	0	.714	201	109
Seattle	4	2	0	.667	144	118
L.A. Rams	3	4	0	.429	155	141
Arizona	1	6	0	.143	127	182

## WEEK 7 RESULTS

**Thursday, Oct. 19**  
Jacksonville 31, NEW ORLEANS 24

## Sunday, Oct. 22

BALTIMORE 38, Detroit 6  
CHICAGO 30, Las Vegas 12  
Cleveland 39, INDIANAPOLIS 38  
NEW ENGLAND 29, Buffalo 25  
N.Y. GIANTS 14, Washington 7  
Atlanta 16, TAMPA BAY 13  
Pittsburgh 24, L.A. RAMS 17  
SEATTLE 20, Arizona 10  
DENVER 19, Green Bay 17  
KANSAS CITY 31, L.A. Chargers 17  
PHILADELPHIA 31, Miami 17

## Monday, Oct. 23

MINNESOTA 22, San Francisco 17

**Byes:** Carolina, Cincinnati, Dallas, Houston, N.Y. Jets, Tennessee

## EIGHTH WEEK STANDINGS

American Football Conference						
East Division	W	L	T	Pct.	Pts.	OP
Miami	6	2	0	.750	271	204
Buffalo	5	3	0	.625	222	136
N.Y. Jets	4	3	0	.571	126	129
New England	2	6	0	.250	118	208
North Division	W	L	T	Pct.	Pts.	OP
Baltimore	6	2	0	.750	202	121
Pittsburgh	4	3	0	.571	113	147
Cleveland	4	3	0	.571	154	139
Cincinnati	4	3	0	.571	131	144
South Division	W	L	T	Pct.	Pts.	OP
Jacksonville	6	2	0	.750	193	156
Houston	3	4	0	.429	148	128
Tennessee	3	4	0	.429	132	140
Indianapolis	3	5	0	.375	205	229
West Division	W	L	T	Pct.	Pts.	OP
Kansas City	6	2	0	.750	187	129
L.A. Chargers	3	4	0	.429	174	168
Las Vegas	3	5	0	.375	126	187
Denver	3	5	0	.375	172	226
National Football Conference						
East Division	W	L	T	Pct.	Pts.	OP
Philadelphia	7	1	0	.875	224	172
Dallas	5	2	0	.714	197	120
Washington	3	5	0	.375	217	228
N.Y. Giants	2	6	0	.250	95	187
North Division	W	L	T	Pct.	Pts.	OP
Detroit	6	2	0	.750	200	165
Minnesota	4	4	0	.500	175	162
Green Bay	2	5	0	.286	140	156
Chicago	2	6	0	.250	171	218
South Division	W	L	T	Pct.	Pts.	OP
Atlanta	4	4	0	.500	138	161
New Orleans	4	4	0	.500	171	154
Tampa Bay	3	4	0	.429	121	128
Carolina	1	6	0	.143	127	199
West Division	W	L	T	Pct.	Pts.	OP
Seattle	5	2	0	.714	168	138
San Francisco	5	3	0	.625	218	140
L.A. Rams	3	5	0	.375	175	184
Arizona	1	7	0	.125	151	213

## WEEK 8 RESULTS

**Thursday, Oct. 26**  
BUFFALO 24, Tampa Bay 18

## Sunday, Oct. 29

CAROLINA 15, Houston 13  
DALLAS 43, L.A. Rams 20  
Minnesota 24, GREEN BAY 10  
New Orleans 38, INDIANAPOLIS 27  
MIAMI 31, New England 17  
N.Y. Jets 13, N.Y. GIANTS 10 (OT)  
Jacksonville 20, PITTSBURGH 10  
TENNESSEE 28, Atlanta 23  
Philadelphia 38, WASHINGTON 31  
SEATTLE 34, Cleveland 20  
Baltimore 31, ARIZONA 24  
DENVER 24, Kansas City 9  
Cincinnati 31, SAN FRANCISCO 17  
L.A. CHARGERS 30, Chicago 13

## Monday, Oct. 30

DETROIT 26, Las Vegas 14

## NINTH WEEK STANDINGS

American Football Conference						
East Division	W	L	T	Pct.	Pts.	OP
Miami	6	3	0	.667	285	225
Buffalo	5	4	0	.556	240	160
N.Y. Jets	4	4	0	.500	132	156
New England	2	7	0	.222	135	228
North Division	W	L	T	Pct.	Pts.	OP
Baltimore	7	2	0	.778	239	124
Pittsburgh	5	3	0	.625	133	163
Cleveland	5	3	0	.625	181	139
Cincinnati	5	3	0	.625	155	162
South Division	W	L	T	Pct.	Pts.	OP
Jacksonville	6	2	0	.750	193	156
Houston	4	4	0	.500	187	165
Indianapolis	4	5	0	.444	232	242
Tennessee	3	5	0	.375	148	160
West Division	W	L	T	Pct.	Pts.	OP
Kansas City	7	2	0	.778	208	143
L.A. Chargers	4	4	0	.500	201	174
Las Vegas	4	5	0	.444	156	193
Denver	3	5	0	.375	172	226
National Football Conference						
East Division	W	L	T	Pct.	Pts.	OP
Philadelphia	8	1	0	.889	252	195
Dallas	5	3	0	.625	220	148
Washington	4	5	0	.444	191	245
N.Y. Giants	2	7	0	.222	101	217
North Division	W	L	T	Pct.	Pts.	OP
Detroit	6	2	0	.750	200	165
Minnesota	5	4	0	.556	206	190
Green Bay	3	5	0	.375	160	159
Chicago	2	7	0	.222	188	242
South Division	W	L	T	Pct.	Pts.	OP
New Orleans	5	4	0	.556	195	171
Atlanta	4	5	0	.444	166	192
Tampa Bay	3	5	0	.375	158	167
Carolina	1	7	0	.125	140	226
West Division	W	L	T	Pct.	Pts.	OP
San Francisco	5	3	0	.625	218	140
Seattle	5	3	0	.625	171	175
L.A. Rams	3	6	0	.333	178	204
Arizona	1	8	0	.111	151	240

## WEEK 9 RESULTS

**Thursday, Nov. 2**  
PITTSBURGH 20, Tennessee 16

## Sunday, Nov. 5

KANSAS CITY 21, Miami 14%  
Minnesota 31, ATLANTA 28  
BALTIMORE 37, Seattle 3  
CLEVELAND 27, Arizona 0  
GREEN BAY 20, L.A. Rams 3  
HOUSTON 39, Tampa Bay 37  
Washington 20, NEW ENGLAND 17  
NEW ORLEANS 24, Chicago 17  
Indianapolis 27, CAROLINA 13  
LAS VEGAS 30, N.Y. Giants 6  
PHILADELPHIA 28, Dallas 23  
CINCINNATI 24, Buffalo 18

## Monday, Nov. 6

L.A. Chargers 27, N.Y. JETS 6

**Byes:** Denver, Detroit, Jacksonville, San Francisco

%Played in Frankfort

# 2023 WEEK BY WEEK

## TENTH WEEK STANDINGS

### American Football Conference

East Division	W	L	T	Pct.	Pts.	OP
Miami	6	3	0	.667	285	225
Buffalo	5	5	0	.500	262	184
N.Y. Jets	4	5	0	.444	144	172
New England	2	8	0	.200	141	238
North Division	W	L	T	Pct.	Pts.	OP
Baltimore	7	3	0	.700	270	157
Pittsburgh	6	3	0	.667	156	182
Cleveland	6	3	0	.667	214	170
Cincinnati	5	4	0	.556	182	192
South Division	W	L	T	Pct.	Pts.	OP
Jacksonville	6	3	0	.667	196	190
Houston	5	4	0	.556	217	192
Indianapolis	5	5	0	.500	242	248
Tennessee	3	6	0	.333	154	180
West Division	W	L	T	Pct.	Pts.	OP
Kansas City	7	2	0	.778	208	143
Las Vegas	5	5	0	.500	172	205
L.A. Chargers	4	5	0	.444	239	215
Denver	4	5	0	.444	196	248

### National Football Conference

East Division	W	L	T	Pct.	Pts.	OP
Philadelphia	8	1	0	.889	252	195
Dallas	6	3	0	.667	269	165
Washington	4	6	0	.400	217	274
N.Y. Giants	2	8	0	.200	118	266
North Division	W	L	T	Pct.	Pts.	OP
Detroit	7	2	0	.778	241	203
Minnesota	6	4	0	.600	233	209
Green Bay	3	6	0	.333	179	182
Chicago	3	7	0	.300	204	255
South Division	W	L	T	Pct.	Pts.	OP
New Orleans	5	5	0	.500	214	198
Tampa Bay	4	5	0	.444	178	173
Atlanta	4	6	0	.400	189	217
Carolina	1	8	0	.111	153	242
West Division	W	L	T	Pct.	Pts.	OP
San Francisco	6	3	0	.667	252	143
Seattle	6	3	0	.667	200	201
L.A. Rams	3	6	0	.333	178	204
Arizona	2	8	0	.200	176	263

## WEEK 10 RESULTS

Thursday, Nov. 9

CHICAGO 16, Carolina 13

Sunday Nov. 12

Indianapolis 10, NEW ENGLAND 6%  
 Cleveland 33, BALTIMORE 31  
 Houston 30, CINCINNATI 27  
 San Francisco 34, JACKSONVILLE 3  
 MINNESOTA 27, New Orleans 19  
 PITTSBURGH 23, Green Bay 19  
 TAMPA BAY 20, Tennessee 6  
 ARIZONA 25, Atlanta 23  
 Detroit 41, L.A. CHARGERS 38  
 DALLAS 49, N.Y. Giants 17  
 SEATTLE 29, Washington 26  
 LAS VEGAS 16, N.Y. Jets 12

Monday, Nov. 13

Denver 24, BUFFALO 22

Byes: Kansas City, L.A. Rams, Miami, Philadelphia

%Played in Frankfurt

## ELEVENTH WEEK STANDINGS

### American Football Conference

East Division	W	L	T	Pct.	Pts.	OP
Miami	7	3	0	.700	305	238
Buffalo	6	5	0	.545	294	190
N.Y. Jets	4	6	0	.400	150	204
New England	2	8	0	.200	141	238
North Division	W	L	T	Pct.	Pts.	OP
Baltimore	8	3	0	.727	304	177
Cleveland	7	3	0	.700	227	180
Pittsburgh	6	4	0	.600	166	195
Cincinnati	5	5	0	.500	202	226
South Division	W	L	T	Pct.	Pts.	OP
Jacksonville	7	3	0	.700	230	204
Houston	6	4	0	.600	238	208
Indianapolis	5	5	0	.500	242	248
Tennessee	3	7	0	.300	168	214
West Division	W	L	T	Pct.	Pts.	OP
Kansas City	7	3	0	.700	225	164
Denver	5	5	0	.500	217	268
Las Vegas	5	6	0	.455	185	225
L.A. Chargers	4	6	0	.400	259	238

### National Football Conference

East Division	W	L	T	Pct.	Pts.	OP
Philadelphia	9	1	0	.900	273	212
Dallas	7	3	0	.700	302	175
Washington	4	7	0	.364	236	305
N.Y. Giants	3	8	0	.273	149	285
North Division	W	L	T	Pct.	Pts.	OP
Detroit	8	2	0	.800	272	229
Minnesota	6	5	0	.545	253	230
Green Bay	4	6	0	.400	202	202
Chicago	3	8	0	.273	230	286
South Division	W	L	T	Pct.	Pts.	OP
New Orleans	5	5	0	.500	214	198
Atlanta	4	6	0	.400	189	217
Tampa Bay	4	6	0	.400	192	200
Carolina	1	9	0	.100	163	275
West Division	W	L	T	Pct.	Pts.	OP
San Francisco	7	3	0	.700	279	157
Seattle	6	4	0	.600	216	218
L.A. Rams	4	6	0	.400	195	220
Arizona	2	9	0	.182	192	284

## WEEK 11 RESULTS

Thursday, Nov. 16

BALTIMORE 34, Cincinnati 20

Sunday, Nov. 19

Dallas 33, CAROLINA 10  
 CLEVELAND 13, Pittsburgh 10  
 DETROIT 31, Chicago 26  
 GREEN BAY 23, L.A. Chargers 20  
 HOUSTON 21, Arizona 16  
 JACKSONVILLE 34, Tennessee 14  
 MIAMI 20, Las Vegas 13  
 N.Y. Giants 31, WASHINGTON 19  
 SAN FRANCISCO 27, Tampa Bay 14  
 BUFFALO 32, N.Y. Jets 6  
 L.A. RAMS 17, Seattle 16  
 DENVER 21, Minnesota 20

Monday, Nov. 20

Philadelphia 21, KANSAS CITY 17

Byes: Atlanta, Indianapolis, New England, New Orleans

## TWELFTH WEEK STANDINGS

### American Football Conference

East Division	W	L	T	Pct.	Pts.	OP
Miami	8	3	0	.727	339	251
Buffalo	6	6	0	.500	328	227
N.Y. Jets	4	7	0	.364	163	238
New England	2	9	0	.182	148	248
North Division	W	L	T	Pct.	Pts.	OP
Baltimore	9	3	0	.750	324	187
Pittsburgh	7	4	0	.636	182	205
Cleveland	7	4	0	.636	239	209
Cincinnati	5	6	0	.455	212	242
South Division	W	L	T	Pct.	Pts.	OP
Jacksonville	8	3	0	.727	254	225
Indianapolis	6	5	0	.545	269	268
Houston	6	5	0	.545	259	232
Tennessee	4	7	0	.364	185	224
West Division	W	L	T	Pct.	Pts.	OP
Kansas City	8	3	0	.727	256	181
Denver	6	5	0	.545	246	280
Las Vegas	5	7	0	.417	202	256
L.A. Chargers	4	7	0	.364	269	258

### National Football Conference

East Division	W	L	T	Pct.	Pts.	OP
Philadelphia	10	1	0	.909	310	246
Dallas	8	3	0	.727	347	185
N.Y. Giants	4	8	0	.333	159	292
Washington	4	8	0	.333	246	350
North Division	W	L	T	Pct.	Pts.	OP
Detroit	8	3	0	.727	294	258
Minnesota	6	6	0	.500	263	242
Green Bay	5	6	0	.455	231	224
Chicago	4	8	0	.333	242	296
South Division	W	L	T	Pct.	Pts.	OP
Atlanta	5	6	0	.455	213	232
New Orleans	5	6	0	.455	229	222
Tampa Bay	4	7	0	.364	212	227
Carolina	1	10	0	.091	173	292
West Division	W	L	T	Pct.	Pts.	OP
San Francisco	8	3	0	.727	310	170
Seattle	6	5	0	.545	229	249
L.A. Rams	5	6	0	.455	232	234
Arizona	2	10	0	.167	206	321

## WEEK 12 RESULTS

Thursday, Nov. 23

Green Bay 29, DETROIT 22  
 DALLAS 45, Washington 10  
 San Francisco 31, SEATTLE 13

Friday, Nov. 24

Miami 34, N.Y. JETS 13

Sunday, Nov. 26

ATLANTA 24, New Orleans 15  
 Pittsburgh 16, CINCINNATI 10  
 Jacksonville 24, HOUSTON 21  
 INDIANAPOLIS 27, Tampa Bay 20  
 N.Y. GIANTS 10, New England 7  
 TENNESSEE 17, Carolina 10  
 L.A. Rams 37, ARIZONA 14  
 DENVER 29, Cleveland 12  
 Kansas City 31, LAS VEGAS 17  
 PHILADELPHIA 37, Buffalo 34 (OT)  
 Baltimore 20, L.A. CHARGERS 10

Monday, Nov. 27

Chicago 12, MINNESOTA 10



**THIRTEENTH WEEK STANDINGS**

American Football Conference						
East Division	W	L	T	Pct.	Pts.	OP
Miami	9	3	0	.750	384	266
Buffalo	6	6	0	.500	328	227
N.Y. Jets	4	8	0	.333	171	251
New England	2	10	0	.167	148	254
North Division	W	L	T	Pct.	Pts.	OP
Baltimore	9	3	0	.750	324	187
Pittsburgh	7	5	0	.583	192	229
Cleveland	7	5	0	.583	258	245
Cincinnati	6	6	0	.500	246	273
South Division	W	L	T	Pct.	Pts.	OP
Jacksonville	8	4	0	.667	285	259
Indianapolis	7	5	0	.583	300	296
Houston	7	5	0	.583	281	249
Tennessee	4	8	0	.333	213	255
West Division	W	L	T	Pct.	Pts.	OP
Kansas City	8	4	0	.667	275	208
Denver	6	6	0	.500	263	302
L.A. Chargers	5	7	0	.417	275	258
Las Vegas	5	7	0	.417	202	256
National Football Conference						
East Division	W	L	T	Pct.	Pts.	OP
Philadelphia	10	2	0	.833	329	288
Dallas	9	3	0	.750	388	220
N.Y. Giants	4	8	0	.333	159	292
Washington	4	9	0	.308	261	395
North Division	W	L	T	Pct.	Pts.	OP
Detroit	9	3	0	.750	327	286
Minnesota	6	6	0	.500	263	242
Green Bay	6	6	0	.500	258	243
Chicago	4	8	0	.333	242	296
South Division	W	L	T	Pct.	Pts.	OP
Atlanta	6	6	0	.500	226	240
Tampa Bay	5	7	0	.417	233	245
New Orleans	5	7	0	.417	257	255
Carolina	1	11	0	.083	191	313
West Division	W	L	T	Pct.	Pts.	OP
San Francisco	9	3	0	.750	352	189
L.A. Rams	6	6	0	.500	268	253
Seattle	6	6	0	.500	264	290
Arizona	3	10	0	.231	230	331

**WEEK 13 RESULTS**

**Thursday, Nov. 30**  
DALLAS 41, Seattle 35

**Sunday, Dec. 3**

HOUSTON 22, Denver 17  
L.A. Chargers 6, NEW ENGLAND 0  
Detroit 33, NEW ORLEANS 28  
Atlanta 13, N.Y. JETS 8  
Arizona 24, PITTSBURGH 10  
Indianapolis 31, TENNESSEE 28 (OT)  
Miami 45, WASHINGTON 15  
TAMPA BAY 21, Carolina 18  
L.A. RAMS 36, Cleveland 19  
SAN FRANCISCO 42, Philadelphia 19  
GREEN BAY 27, Kansas City 19

**Monday, Dec. 4**

Cincinnati 34, JACKSONVILLE 31 (OT)

**Byes:** Baltimore, Buffalo, Chicago, Las Vegas, Minnesota, N.Y. Giants

**FOURTEENTH WEEK STANDINGS**

American Football Conference						
East Division	W	L	T	Pct.	Pts.	OP
Miami	9	4	0	.692	411	294
Buffalo	7	6	0	.538	348	244
N.Y. Jets	5	8	0	.385	201	257
New England	3	10	0	.231	169	272
North Division	W	L	T	Pct.	Pts.	OP
Baltimore	10	3	0	.769	361	218
Cleveland	8	5	0	.615	289	272
Pittsburgh	7	6	0	.538	210	250
Cincinnati	7	6	0	.538	280	287
South Division	W	L	T	Pct.	Pts.	OP
Jacksonville	8	5	0	.615	312	290
Indianapolis	7	6	0	.538	314	330
Houston	7	6	0	.538	287	279
Tennessee	5	8	0	.385	241	282
West Division	W	L	T	Pct.	Pts.	OP
Kansas City	8	5	0	.615	292	228
Denver	7	6	0	.538	287	309
L.A. Chargers	5	8	0	.385	282	282
Las Vegas	5	8	0	.385	202	259
National Football Conference						
East Division	W	L	T	Pct.	Pts.	OP
Dallas	10	3	0	.769	421	233
Philadelphia	10	3	0	.769	342	321
N.Y. Giants	5	8	0	.385	183	314
Washington	4	9	0	.308	261	395
North Division	W	L	T	Pct.	Pts.	OP
Detroit	9	4	0	.692	340	314
Minnesota	7	6	0	.538	266	242
Green Bay	6	7	0	.462	280	267
Chicago	5	8	0	.385	270	309
South Division	W	L	T	Pct.	Pts.	OP
Tampa Bay	6	7	0	.462	262	270
Atlanta	6	7	0	.462	251	269
New Orleans	6	7	0	.462	285	261
Carolina	1	12	0	.077	197	341
West Division	W	L	T	Pct.	Pts.	OP
San Francisco#	10	3	0	.769	380	205
L.A. Rams	6	7	0	.462	299	290
Seattle	6	7	0	.462	280	318
Arizona	3	10	0	.231	230	331

#Clinched playoff berth

**WEEK 14 RESULTS**

**Thursday, Dec. 7**  
New England 21, PITTSBURGH 18

**Sunday, Dec. 10**

Tampa Bay 29, ATLANTA 25  
BALTIMORE 37, L.A. Rams 31 (OT)  
CHICAGO 28, Detroit 13  
CINCINNATI 34, Indianapolis 14  
CLEVELAND 31, Jacksonville 27  
NEW ORLEANS 28, Carolina 6  
N.Y. JETS 30, Houston 6  
Minnesota 3, LAS VEGAS 0  
SAN FRANCISCO 28, Seattle 16  
Buffalo 20, KANSAS CITY 17  
Denver 24, L.A. CHARGERS 7  
DALLAS 33, Philadelphia 13

**Monday, Dec. 11**

Tennessee 28, MIAMI 27  
N.Y. GIANTS 24, Green Bay 22

**Byes:** Arizona, Washington

**FIFTEENTH WEEK STANDINGS**

American Football Conference						
East Division	W	L	T	Pct.	Pts.	OP
Miami	10	4	0	.714	441	294
Buffalo	8	6	0	.571	379	254
N.Y. Jets	5	9	0	.357	201	287
New England	3	11	0	.214	186	299
East Division	W	L	T	Pct.	Pts.	OP
Baltimore#	11	3	0	.786	384	225
Cleveland	9	5	0	.643	309	289
Cincinnati	8	6	0	.571	307	311
Pittsburgh	7	7	0	.500	223	280
East Division	W	L	T	Pct.	Pts.	OP
Jacksonville	8	6	0	.571	319	313
Indianapolis	8	6	0	.571	344	343
Houston	8	6	0	.571	306	295
Tennessee	5	9	0	.357	257	301
East Division	W	L	T	Pct.	Pts.	OP
Kansas City	9	5	0	.643	319	245
Denver	7	7	0	.500	304	351
Las Vegas	6	8	0	.429	265	280
L.A. Chargers	5	9	0	.357	303	345
National Football Conference						
East Division	W	L	T	Pct.	Pts.	OP
Dallas#	10	4	0	.714	431	264
Philadelphia#	10	4	0	.714	359	341
N.Y. Giants	5	9	0	.357	189	338
Washington	4	10	0	.286	281	423
East Division	W	L	T	Pct.	Pts.	OP
Detroit	10	4	0	.714	382	331
Minnesota	7	7	0	.500	290	269
Green Bay	6	8	0	.429	300	301
Chicago	5	9	0	.357	287	329
East Division	W	L	T	Pct.	Pts.	OP
Tampa Bay	7	7	0	.500	296	290
New Orleans	7	7	0	.500	309	267
Atlanta	6	8	0	.429	258	278
Carolina	2	12	0	.143	206	348
East Division	W	L	T	Pct.	Pts.	OP
San Francisco#	11	3	0	.786	425	234
L.A. Rams	7	7	0	.500	327	310
Seattle	7	7	0	.500	300	335
Arizona	3	11	0	.214	259	376

\*Clinched division title

#Clinched playoff berth

**WEEK 15 RESULTS**

**Thursday, Dec. 14**  
LAS VEGAS 63, L.A. Chargers 11

**Saturday, Dec. 16**

CINCINNATI 27, Minnesota 24 (OT)  
INDIANAPOLIS 30, Pittsburgh 13  
DETROIT 42, Denver 17

**Sunday, Dec. 17**

CAROLINA 9, Atlanta 7  
CLEVELAND 20, Chicago 17  
Tampa Bay 34, GREEN BAY 20  
MIAMI 30, N.Y. Jets 0  
Kansas City 27, NEW ENGLAND 17  
NEW ORLEANS 24, N.Y. Giants 6  
Houston 19, TENNESSEE 16 (OT)  
San Francisco 45, ARIZONA 29  
L.A. RAMS 28, Washington 20  
BUFFALO 31, Dallas 10  
Baltimore 23, JACKSONVILLE 7

**Monday, Dec. 18**

SEATTLE 20, Philadelphia 17

# 2023 WEEK BY WEEK

## SIXTEENTH WEEK STANDINGS

American Football Conference						
East Division	W	L	T	Pct.	Pts.	OP
Miami#	11	4	0	.733	463	314
Buffalo	9	6	0	.600	403	276
N.Y. Jets	6	9	0	.400	231	315
New England	4	11	0	.267	212	322
North Division	W	L	T	Pct.	Pts.	OP
Baltimore#	12	3	0	.800	417	244
Cleveland	10	5	0	.667	345	311
Pittsburgh	8	7	0	.533	257	291
Cincinnati	8	7	0	.533	318	345
South Division	W	L	T	Pct.	Pts.	OP
Jacksonville	8	7	0	.533	331	343
Indianapolis	8	7	0	.533	354	372
Houston	8	7	0	.533	328	331
Tennessee	5	10	0	.333	274	321
West Division	W	L	T	Pct.	Pts.	OP
Kansas City	9	6	0	.600	333	265
Las Vegas	7	8	0	.467	285	294
Denver	7	8	0	.467	327	377
L.A. Chargers	5	10	0	.333	325	369

## National Football Conference

East Division	W	L	T	Pct.	Pts.	OP
Philadelphia#	11	4	0	.733	392	366
Dallas#	10	5	0	.667	451	286
N.Y. Giants	5	10	0	.333	214	371
Washington	4	11	0	.267	309	453
North Division	W	L	T	Pct.	Pts.	OP
Detroit#	11	4	0	.733	412	355
Minnesota	7	8	0	.467	314	299
Green Bay	7	8	0	.467	333	331
Chicago	6	9	0	.400	314	345
South Division	W	L	T	Pct.	Pts.	OP
Tampa Bay	8	7	0	.533	326	302
Atlanta	7	8	0	.467	287	288
New Orleans	7	8	0	.467	331	297
Carolina	2	13	0	.133	236	381
West Division	W	L	T	Pct.	Pts.	OP
San Francisco#	11	4	0	.733	444	267
L.A. Rams	8	7	0	.533	357	332
Seattle	8	7	0	.533	320	352
Arizona	3	12	0	.200	275	403

\*Clinched division title  
#Clinched playoff berth

## WEEK 16 RESULTS

Thursday, Dec. 21

L.A. RAMS 30, New Orleans 22

Saturday, Dec. 23

PITTSBURGH 34, Cincinnati 11

Buffalo 24, L.A. CHARGERS 22

Sunday, Dec. 24

ATLANTA 29, Indianapolis 10

Green Bay 33, CAROLINA 30

Cleveland 36, HOUSTON 22

Detroit 30, MINNESOTA 24

N.Y. JETS 30, Washington 28

Seattle 20, TENNESSEE 17

TAMPA BAY 30, Jacksonville 12

CHICAGO 27, Arizona 16

MIAMI 22, Dallas 20

New England 26, DENVER 23

Monday, Dec. 25

Las Vegas 20, KANSAS CITY 14

PHILADELPHIA 33, N.Y. Giants 25

Baltimore 33, SAN FRANCISCO 19

## SEVENTEENTH WEEK STANDINGS

American Football Conference						
East Division	W	L	T	Pct.	Pts.	OP
Miami#	11	5	0	.688	482	370
Buffalo	10	6	0	.625	430	297
N.Y. Jets	6	10	0	.375	251	352
New England	4	12	0	.250	233	349
North Division	W	L	T	Pct.	Pts.	OP
Baltimore#	13	3	0	.813	473	263
Cleveland	11	5	0	.688	382	331
Pittsburgh	9	7	0	.563	287	314
Cincinnati	8	8	0	.500	335	370
South Division	W	L	T	Pct.	Pts.	OP
Jacksonville	9	7	0	.563	357	343
Indianapolis	9	7	0	.563	377	392
Houston	9	7	0	.563	354	334
Tennessee	5	11	0	.313	277	347
West Division	W	L	T	Pct.	Pts.	OP
Kansas City#	10	6	0	.625	358	282
Denver	8	8	0	.500	343	386
Las Vegas	7	9	0	.438	305	317
L.A. Chargers	5	11	0	.313	334	385

## National Football Conference

East Division	W	L	T	Pct.	Pts.	OP
Dallas#	11	5	0	.688	471	305
Philadelphia#	11	5	0	.688	423	401
N.Y. Giants	5	11	0	.313	239	397
Washington	4	12	0	.250	319	480
North Division	W	L	T	Pct.	Pts.	OP
Detroit#	11	5	0	.688	431	375
Green Bay	8	8	0	.500	366	341
Minnesota	7	9	0	.438	324	332
Chicago	7	9	0	.438	351	362
South Division	W	L	T	Pct.	Pts.	OP
Tampa Bay	8	8	0	.500	339	325
New Orleans	8	8	0	.500	354	310
Atlanta	7	9	0	.438	304	325
Carolina	2	14	0	.125	236	407
West Division	W	L	T	Pct.	Pts.	OP
San Francisco#	12	4	0	.750	471	277
L.A. Rams#	9	7	0	.563	383	357
Seattle	8	8	0	.500	343	382
Arizona	4	12	0	.250	310	434

\*Clinched division title  
#Clinched playoff berth

## WEEK 17 RESULTS

Thursday, Dec. 28

CLEVELAND 37, N.Y. Jets 20

Saturday, Dec. 30

DALLAS 20, Detroit 19

Sunday, Dec. 31

BALTIMORE 56, Miami 19

BUFFALO 27, New England 21

CHICAGO 37, Atlanta 17

HOUSTON 26, Tennessee 3

INDIANAPOLIS 23, Las Vegas 20

JACKSONVILLE 26, Carolina 0

L.A. Rams 26, N.Y. GIANTS 25

Arizona 35, PHILADELPHIA 31

New Orleans 23, TAMPA BAY 13

San Francisco 27, WASHINGTON 10

Pittsburgh 30, SEATTLE 23

DENVER 16, L.A. Chargers 9

KANSAS CITY 25, Cincinnati 17

Green Bay 33, MINNESOTA 10

## EIGHTEENTH WEEK STANDINGS

American Football Conference						
East Division	W	L	T	Pct.	Pts.	OP
Buffalo#	11	6	0	.647	451	311
Miami#	11	6	0	.647	496	391
N.Y. Jets	7	10	0	.412	268	355
New England	4	13	0	.235	236	366
North Division	W	L	T	Pct.	Pts.	OP
Baltimore#	13	4	0	.765	483	280
Cleveland#	11	6	0	.647	396	362
Pittsburgh#	10	7	0	.588	304	324
Cincinnati	9	8	0	.529	366	384
South Division	W	L	T	Pct.	Pts.	OP
Houston#	10	7	0	.588	377	353
Jacksonville	9	8	0	.529	377	371
Indianapolis	9	8	0	.529	396	415
Tennessee	6	11	0	.353	305	367
West Division	W	L	T	Pct.	Pts.	OP
Kansas City#	11	6	0	.647	371	294
Las Vegas	8	9	0	.471	332	331
Denver	8	9	0	.471	357	413
L.A. Chargers	5	12	0	.294	346	398

## National Football Conference

East Division	W	L	T	Pct.	Pts.	OP
Dallas#	12	5	0	.706	509	315
Philadelphia#	11	6	0	.647	433	428
N.Y. Giants	6	11	0	.353	266	407
Washington	4	13	0	.235	329	518
North Division	W	L	T	Pct.	Pts.	OP
Detroit#	12	5	0	.706	461	395
Green Bay#	9	8	0	.529	383	350
Minnesota	7	10	0	.412	344	362
Chicago	7	10	0	.412	360	379
South Division	W	L	T	Pct.	Pts.	OP
Tampa Bay#	9	8	0	.529	348	325
New Orleans	9	8	0	.529	402	327
Atlanta	7	10	0	.412	321	373
Carolina	2	15	0	.118	236	416
West Division	W	L	T	Pct.	Pts.	OP
San Francisco#	12	5	0	.706	491	298
L.A. Rams#	10	7	0	.588	404	377
Seattle	9	8	0	.529	364	402
Arizona	4	13	0	.235	330	455

\*Clinched division title  
#Clinched playoff berth

## WEEK 18 RESULTS

Saturday, Jan. 6

Pittsburgh 17, BALTIMORE 10

Houston 23, INDIANAPOLIS 19

Sunday, Jan. 7

Tampa Bay 9, CAROLINA 0

CINCINNATI 31, Cleveland 14

DETROIT 30, Minnesota 20

N.Y. Jets 17, NEW ENGLAND 3

NEW ORLEANS 48, Atlanta 17

TENNESSEE 28, Jacksonville 20

Seattle 21, ARIZONA 20

GREEN BAY 17, Chicago 9

Kansas City 13, L.A. CHARGERS 12

LAS VEGAS 27, Denver 14

N.Y. GIANTS 27, Philadelphia 10

L.A. Rams 21, SAN FRANCISCO 20

Dallas 38, WASHINGTON 10

Buffalo 21, MIAMI 14

## 2023 PLAYERS OF THE WEEK/MONTH

### 2023 AFC PLAYERS OF THE WEEK

	<b>Offense</b>	<b>Defense</b>	<b>Special Teams</b>
Week 1	QB Tua Tagovailoa, Miami	S Jordan Whitehead, N.Y. Jets	PR Xavier Gipson, N.Y. Jets
Week 2	QB Josh Allen, Buffalo	LB Alex Highsmith, Pittsburgh	K Nick Folk, New England
Week 3	RB De'Von Achane, Miami	LB Terrel Bernard, Buffalo	K Matt Gay, Indianapolis
Week 4	QB Josh Allen, Buffalo	LB Khalil Mack, L.A. Chargers	K Brandon McManus, Jacksonville
Week 5	WR Ja'Marr Chase, Cincinnati	DE Maxx Crosby, Las Vegas	K Greg Zuerlein, N.Y. Jets
Week 6	RB Raheem Mostert, Miami	LB Blake Cashman, Houston	K Dustin Hopkins, Cleveland
Week 7	QB Lamar Jackson, Baltimore	DE Myles Garrett, Cleveland	K Dustin Hopkins, Cleveland
Week 8	QB Joe Burrow, Cincinnati	S Justin Simmons, Denver	P Thomas Morstead, N.Y. Jets
Week 9	QB C.J. Stroud, Houston	CB Kenny Moore, Indianapolis	PR Derius Davis, L.A. Chargers
Week 10	RB Devin Singletary, Houston	LB Robert Spillane, Las Vegas	WR Reggie Gilliam, Buffalo
Week 11	QB Trevor Lawrence, Jacksonville	CB Jalen Ramsey, Miami	P Ryan Stonehouse, Tennessee
Week 12	QB Patrick Mahomes, Kansas City	LB Josh Allen, Jacksonville	P JK Scott, L.A. Chargers
Week 13	QB Jake Browning, Cincinnati	CB Derek Stingley, Houston	WR Tylan Wallace, Baltimore
Week 14	QB Zach Wilson, N.Y. Jets	LB Harold Landry, Tennessee	K Ka'imi Fairbairn, Houston
Week 15	RB James Cook, Buffalo	LB Bradley Chubb, Miami	K Jason Sanders, Miami
Week 16	WR Amari Cooper, Cleveland	S Kyle Hamilton, Baltimore	K Harrison Butker, Kansas City
Week 17	QB Lamar Jackson, Baltimore	CB Rasul Douglas, Buffalo	WR Deonte Hardy, Buffalo
Week 18	QB C.J. Stroud, Houston	LB T.J. Watt, Pittsburgh	

### 2023 AFC PLAYERS OF THE MONTH

	<b>Offense</b>	<b>Defense</b>	<b>Special Teams</b>
September	QB Tua Tagovailoa, Miami	LB T.J. Watt, Pittsburgh	K Tyler Bass, Buffalo
October	WR Tyreek Hill, Miami	LB Quincy Williams, N.Y. Jets	K Brandon McManus, Jacksonville
November	QB C.J. Stroud, Houston	LB Khalil Mack, L.A. Chargers	K Wil Lutz, Denver
Dec./Jan.	QB Lamar Jackson, Baltimore	CB Derek Stingley, Houston	P Sam Martin, Buffalo

### 2023 NFC PLAYERS OF THE WEEK

	<b>Offense</b>	<b>Defense</b>	<b>Special Teams</b>
Week 1	WR Brandon Aiyuk, San Francisco	S Jessie Bates, Atlanta	K Jake Elliott, Philadelphia
Week 2	RB D'Andre Swift, Philadelphia	LB Micah Parsons, Dallas	P Jake Camarda, Tampa Bay
Week 3	RB Kenneth Walker, Seattle	DL Aidan Hutchinson, Detroit	K Matt Prater, Arizona
Week 4	RB Christian McCaffrey, San Francisco	CB Devon Witherspoon, Seattle	K Jake Elliott, Philadelphia
Week 5	WR DJ Moore, Chicago	LB Fred Warner, San Francisco	K Blake Grupe, New Orleans
Week 6	QB Jared Goff, Detroit	LB Jordan Hicks, Minnesota	PR Jamison Crowder, Washington
Week 7	WR A.J. Brown, Philadelphia	S Camryn Bynum, Minnesota	K Younghoe Koo, Atlanta
Week 8	QB Jalen Hurts, Philadelphia	LB Frankie Luvu, Carolina	K Brandon Aubrey, Dallas
Week 9	QB Joshua Dobbs, Minnesota	CB Paulson Adebbo, New Orleans	P Tress Way, Washington
Week 10	WR CeeDee Lamb, Dallas	DL Nick Bosa, San Francisco	K Jason Myers, Seattle
Week 11	QB Brock Purdy, San Francisco	CB DaRon Bland, Dallas	P Ethan Evans, L.A. Rams
Week 12	RB Kyren Williams, L.A. Rams	S Jessie Bates, Atlanta	K Jake Elliott, Philadelphia
Week 13	WR Deebo Samuel, San Francisco	S Antoine Winfield Jr., Tampa Bay	LB Jalen Reeves-Maybin, Detroit
Week 14	QB Tommy DeVito, N.Y. Giants	LB Ivan Pace, Minnesota	K Brandon Aubrey, Dallas
Week 15	QB Baker Mayfield, Tampa Bay	S Julian Love, Seattle	K Eddy Pineiro, Carolina
Week 16	WR Puka Nacua, L.A. Rams	S Ifeatu Milifonwu, Detroit	K Younghoe Koo, Atlanta
Week 17	QB Jordan Love, Green Bay	DB Tyrique Stevenson, Chicago	PR Gunner Olszewski, N.Y. Giants
Week 18	QB Jordan Love, Green Bay	S Antoine Winfield Jr., Tampa Bay	P Jamie Gillan, N.Y. Giants

### 2023 NFC PLAYERS OF THE MONTH

	<b>Offense</b>	<b>Defense</b>	<b>Special Teams</b>
September	RB Christian McCaffrey, San Francisco	LB Micah Parsons, Dallas	P Jake Camarda, Tampa Bay
October	WR A.J. Brown, Philadelphia	LB Danielle Hunter, Minnesota	K Brandon Aubrey, Dallas
November	QB Dak Prescott, Dallas	CB DaRon Bland, Dallas	K Cairo Santos, Chicago
Dec./Jan.	RB Christian McCaffrey, San Francisco	S Antoine Winfield, Tampa Bay	K Brandon Aubrey, Dallas

### 2023 NFL ROOKIES OF THE MONTH

	<b>Offense (College)</b>	<b>Defense (College)</b>
September	QB C.J. Stroud, Houston (Ohio State)	CB Christian Gonzalez, New England (Oregon)
October	WR Jordan Addison, Minnesota (Southern California)	CB Devon Witherspoon, Seattle (Illinois)
November	QB C.J. Stroud, Houston (Ohio State)	DE Calijah Kancey, Tampa Bay (Pittsburgh)
Dec./Jan.	WR Puka Nacua, L.A. Rams (BYU)	NT Kobie Turner, L.A. Rams (Wake Forest)

# 2023 PRO FOOTBALL AWARDS/ALL-PRO TEAMS

## 2023 PRO FOOTBALL AWARDS

### ASSOCIATED PRESS

Most Valuable Player	Lamar Jackson
Offensive Player of the Year	Christian McCaffrey
Offensive Rookie of the Year	C.J. Stroud
Defensive Player of the Year	Myles Garrett
Defensive Rookie of the Year	Will Anderson
Comeback Player of the Year	Joe Flacco
Coach of the Year	Kevin Stefanski
Assistant Coach of the Year	Jim Schwartz

### THE SPORTING NEWS

Offensive Player of the Year	Tyreek Hill
Defensive Player of the Year	Myles Garrett
Rookie of the Year	Puka Nacua
Comeback Player of the Year	Tua Tagovailoa
Coach of the Year	Dan Campbell
Coordinator of the Year	Mike Macdonald
Executive of the Year	Brad Holmes

### PRO FOOTBALL WRITERS OF AMERICA (PFWA)

Most Valuable Player	Lamar Jackson
Offensive Player of the Year	Christian McCaffrey
Defensive Player of the Year	Myles Garrett
Rookie of the Year	C.J. Stroud
Offensive Rookie of the Year	C.J. Stroud
Defensive Rookie of the Year	Will Anderson
Comeback Player of the Year	Damar Hamlin
Most Improved Player of the Year	Baker Mayfield
Coach of the Year	DeMeco Ryans
Executive of the Year	Brad Holmes
Assistant Coach of the Year	Mike Macdonald

### SUPER BOWL LVIII MOST VALUABLE PLAYER

Pete Rozelle Trophy	Patrick Mahomes
---------------------	-----------------

### WALTER PAYTON NFL MAN OF THE YEAR

Man of the Year	Cameron Heyward
-----------------	-----------------

### ART ROONEY SPORTSMANSHIP AWARD

Art Rooney Sportsmanship Award	Bobby Wagner
--------------------------------	--------------

### JIM BROWN AWARD

2023 Leader in Rushing Yards	Christian McCaffrey
------------------------------	---------------------

### DEACON JONES AWARD

2023 Leader in Quarterback Sacks	T.J. Watt
----------------------------------	-----------

### FEDEx AIR & GROUND NFL PLAYERS OF THE YEAR

FedEx Air NFL Player of the Year	Brock Purdy
FedEx Ground NFL Player of the Year	Christian McCaffrey

### SALUTE TO SERVICE AWARD

Salute to Service	Joe Cardona
-------------------	-------------

### NEXT GEN STATS MOMENT OF THE YEAR

Moment of the Year	CeeDee Lamb (catch vs. Detroit)
--------------------	------------------------------------

### BUD LIGHT CELLY OF THE YEAR

Celebration of the Year	Tommy DeVito
-------------------------	--------------

### HEAD & SHOULDERS NEVER NOT WORKING

PROTECTION PLAY OF THE YEAR	
Protection Play of the Year	Joe Flacco

### DON SHULA NFL HIGH SCHOOL COACH OF THE YEAR

AFC	Andy Lowry
NFC	Shane Fairfield

## 2023 ALL-PRO TEAMS

### 2023 PFWA ALL-NFL TEAM

Selected by Professional Football Writers of America

#### Offense:

Lamar Jackson, Baltimore	Quarterback
Christian McCaffrey, San Francisco	Running Back
Kyren Williams, L.A. Rams	Running Back
Tyreek Hill, Miami	Wide Receiver
CeeDee Lamb, Dallas	Wide Receiver
George Kittle, San Francisco	Tight End
Penei Sewell, Detroit	Tackle
Trent Williams, San Francisco	Tackle
Zack Martin, Dallas	Guard
Joe Thuney, Kansas City	Guard
Jason Kelce, Philadelphia	Center

#### Defense:

Myles Garrett, Cleveland	Defensive End
Trey Hendrickson, Cincinnati	Defensive End
Aaron Donald, L.A. Rams	Defensive Tackle
Chris Jones, Kansas City	Defensive Tackle
Micah Parsons, Dallas	Outside Linebacker
T.J. Watt, Pittsburgh	Outside Linebacker
Fred Warner, San Francisco	Middle Linebacker
DaRon Bland, Dallas	Cornerback
Sauce Gardner, N.Y. Jets	Cornerback
Jessie Bates, Atlanta	Safety
Kyle Hamilton, Baltimore	Safety

#### Special Teams:

Brandon Aubrey, Dallas	Kicker
AJ Cole, Las Vegas	Punter
Keisean Nixon, Green Bay	Kickoff Returner
Rashid Shaheed, New Orleans	Punt Returner
Miles Killebrew, Pittsburgh	Special Teams Player

## 2023 ALL-PRO TEAMS/PAID ATTENDANCE

### 2023 ASSOCIATED PRESS ALL-PRO TEAM

Selected by the Associated Press

**Offense:**

Lamar Jackson, Baltimore	Quarterback
Christian McCaffrey, San Francisco	Running Back
Kyle Juszczyk, San Francisco	Fullback
Tyreek Hill, Miami	Wide Receiver
CeeDee Lamb, Dallas	Wide Receiver
Amon-Ra St. Brown, Detroit	Wide Receiver
George Kittle, San Francisco	Tight End
Penei Sewell, Detroit	Tackle
Trent Williams, San Francisco	Tackle
Joe Thuney, Kansas City	Guard
Zack Martin, Dallas	Guard
Jason Kelce, Philadelphia	Center

**Defense:**

Myles Garrett, Cleveland	Edge Rusher
T.J. Watt, Pittsburgh	Edge Rusher
Aaron Donald, L.A. Rams	Interior Lineman
Chris Jones, Kansas City	Interior Lineman
Roquan Smith, Chicago	Linebacker
Fred Warner, San Francisco	Linebacker
Quincy Williams, N.Y. Jets	Linebacker
DaRon Bland, Dallas	Cornerback
Sauce Gardner, N.Y. Jets	Cornerback
Trent McDuffie, Kansas City	Slot Cornerback
Kyle Hamilton, Baltimore	Safety
Antoine Winfield Jr., Tampa Bay	Safety

**Special Teams:**

Brandon Aubrey, Dallas	Kicker
AJ Cole, Las Vegas	Punter
Keisean Nixon, Green Bay	Kickoff Returner
Rashid Shaheed, New Orleans	Punt Returner
Miles Killebrew, Pittsburgh	Special Teams Player

### 2023 PFWA ALL-ROOKIE TEAM

Selected by Professional Football Writers of America

**Offense:**

C.J. Stroud, Houston	Quarterback
Jahmyr Gibbs, Detroit	Running Back
Bijan Robinson, Atlanta	Running Back
Jordan Addison, Minnesota	Wide Receiver
Puka Nacua, L.A. Rams	Wide Receiver
Sam LaPorta, Detroit	Tight End
Dawand Jones, Cleveland	Tackle
Darnell Wright, Chicago	Tackle
Steve Avila, L.A. Rams	Guard
O'Cyrus Torrence, Buffalo	Guard
Joe Tippmann, N.Y. Jets	Center

**Defense:**

Will Anderson, Houston	Defensive Line
Jalen Carter, Philadelphia	Defensive Line
Tuli Tuipulotu, L.A. Chargers	Defensive Line
Kobie Turner, L.A. Rams	Defensive Line
Jack Campbell, Detroit	Linebacker
Ivan Pace, Minnesota	Linebacker
Byron Young, L.A. Rams	Linebacker
Joey Porter Jr., Pittsburgh	Cornerback
Devon Witherspoon, Seattle	Cornerback
Jordan Battle, Cincinnati	Safety
Ji'Ayir Brown, San Francisco	Safety

**Special Teams:**

Jake Moody, San Francisco	Kicker
Bryce Baringer, New England	Punter
Marvin Mims, Denver	Kickoff Returner
Derius Davis, L.A. Chargers	Punt Returner
Jerrick Reed, Seattle	Special Teams Player

### 2023 SPORTING NEWS ALL-PRO TEAM

Selected by NFL head coaches

**Offense:**

Lamar Jackson, Baltimore	Quarterback
Christian McCaffrey, San Francisco	Running Back
Raheem Mostert, Miami	Running Back
Tyreek Hill, Miami	Wide Receiver
CeeDee Lamb, Dallas	Wide Receiver
George Kittle, San Francisco	Tight End
Trent Williams, San Francisco	Tackle
Penei Sewell, Detroit	Tackle
Zack Martin, Dallas	Guard
Joe Thuney, Kansas City	Guard
Jason Kelce, Philadelphia	Center

**Defense:**

Myles Garrett, Cleveland	Defensive End
Maxx Crosby, Las Vegas	Defensive End
Chris Jones, Kansas City	Defensive Tackle
Aaron Donald, L.A. Rams	Defensive Tackle
T.J. Watt, Pittsburgh	Linebacker
Fred Warner, San Francisco	Linebacker
Micah Parsons, Dallas	Linebacker
DaRon Bland, Dallas	Cornerback
Sauce Gardner, N.Y. Jets	Cornerback
Jessie Bates, Atlanta	Safety
Antoine Winfield Jr., Tampa Bay	Safety

**Special Teams:**

Brandon Aubrey, Dallas	Kicker
AJ Cole, Las Vegas	Punter
Marvin Mims, Denver	Kickoff Returner
Derius Davis, L.A. Chargers	Punt Returner

### 2023 NFL PAID ATTENDANCE BREAKDOWN

Games	Attendance	Average
<b>NFL Preseason Total</b>		
48	2,982,785	62,141
<b>NFL Regular-Season Total</b>		
272	18,206,594	66,936
<b>NFL Postseason Total</b>		
12	837,077	69,756
<b>NFL All Games</b>		
332	22,026,456	66,345

#### 1-MILLION CLUB

During the 2023 regular season, all 32 teams drew more than 1 million in paid attendance combined, for both home and road games. Last season, Dallas led the NFL in regular-season home (692,692) and combined (1,303,856) paid attendance, while Washington led in regular-season road paid attendance (634,274).

*For complete year-by-year attendance records, see pages 333-334.*

## 2023 BEST PERFORMANCES

### TEN BEST RUSHING PERFORMANCES, 2023

	Att.	Yards	TD
1. De'Von Achane Miami vs. Denver, Sept. 24	18	203	2
2. Jonathan Taylor Indianapolis vs. Houston, Jan. 6	30	188	1
3. James Cook Buffalo vs. Dallas, Dec. 17	25	179	1
4. Breece Hall N.Y. Jets at New England, Jan. 7	37	178	1
5. Breece Hall N.Y. Jets at Denver, Oct. 8	22	177	1
6. D'Andre Swift Philadelphia vs. Minnesota, Sept. 14	28	175	1
7. Zack Moss Indianapolis vs. Tennessee, Oct. 8	23	165	2
8. Kyren Williams L.A. Rams vs. Arizona, Oct. 15	20	158	1
9. Derrick Henry Tennessee vs. Jacksonville, Jan. 7	19	153	1
10. Christian McCaffrey San Francisco at Pittsburgh, Sept. 10	22	152	1
Jahmyr Gibbs Detroit vs. Las Vegas, Oct. 30	26	152	1
Kyren Williams L.A. Rams vs. Washington, Dec. 17	27	152	1

There were 82 100-yard rushing performances in 2023.

### MOST 100-YARD RUSHING PERFORMANCES, 2023

Player, Team	100-Yd. Games
Christian McCaffrey, San Francisco	7
Kyren Williams, L.A. Rams	6
De'Von Achane, Miami	4
James Conner, Arizona	4
Derrick Henry, Tennessee	4
James Cook, Buffalo	3
Breece Hall, N.Y. Jets	3
Khalil Herbert, Chicago	3
Aaron Jones, Green Bay	3
David Montgomery, Detroit	3
Isiah Pacheco, Kansas City	3
Devin Singletary, Houston	3
Travis Etienne, Jacksonville	2
Jerome Ford, Cleveland	2
Jahmyr Gibbs, Detroit	2
Najee Harris, Pittsburgh	2
Josh Jacobs, Las Vegas	2
Zack Moss, Indianapolis	2
Raheem Mostert, Miami	2
Bijan Robinson, Atlanta	2
D'Andre Swift, Philadelphia	2
Jaylen Warren, Pittsburgh	2
Zamir White, Las Vegas	2
Rachaad White, Tampa Bay	2
12 players tied with	1

### TEN BEST PASSING PERFORMANCES, 2023

	Att.	Comp.	Yds.	TD
1. C.J. Stroud Houston vs. Tampa Bay, Nov. 5	42	30	470	5
2. Tua Tagovailoa Miami at L.A. Chargers, Sept. 10	45	28	466	3
3. Patrick Mahomes Kansas City vs. L.A. Chargers, Oct. 22	42	32	424	4
4. Nick Mullens Minnesota vs. Detroit, Dec. 24	36	22	411	2
5. Justin Herbert L.A. Chargers at Minnesota, Sept. 24	47	40	405	3
6. Dak Prescott Dallas vs. N.Y. Giants, Nov. 12	35	26	404	4
7. Sam Howell Washington vs. Philadelphia, Oct. 29	52	39	397	4
8. Nick Mullens Minnesota at Detroit, Jan. 7	44	30	396	2
9. Sam Howell Washington vs. Chicago, Oct. 5	51	37	388	2
10. C.J. Stroud Houston vs. Indianapolis, Sept. 17	47	30	384	2

There were 106 300-yard passing performances in 2023.

### MOST 300-YARD PASSING PERFORMANCES, 2023

Player, Team	300-Yd. Games
Derek Carr, New Orleans	6
C.J. Stroud, Houston	6
Josh Allen, Buffalo	5
Jared Goff, Detroit	5
Sam Howell, Washington	5
Dak Prescott, Dallas	5
Brock Purdy, San Francisco	5
Matthew Stafford, L.A. Rams	5
Tua Tagovailoa, Miami	5
Kirk Cousins, Minnesota	4
Joe Flacco, Cleveland	4
Jalen Hurts, Philadelphia	4
Patrick Mahomes, Kansas City	4
Geno Smith, Seattle	4
Jake Browning, Cincinnati	3
Joe Burrow, Cincinnati	3
Justin Herbert, L.A. Chargers	3
Lamar Jackson, Baltimore	3
Baker Mayfield, Tampa Bay	3
Gardner Minshew, Indianapolis	3
Nick Mullens, Minnesota	3
Deshaun Watson, Houston	3
Deshaun Watson, Atlanta	3
Trevor Lawrence, Jacksonville	2
Jordan Love, Green Bay	2
Russell Wilson, Denver	2
Nine players tied with	1

## 2023 BEST PERFORMANCES

### TEN BEST RECEIVING PERFORMANCES, 2023

	No.	Yards	TD
1. Amari Cooper Cleveland at Houston, Dec. 24	11	265	2
2. DJ Moore Chicago at Washington, Oct. 5	8	230	3
3. CeeDee Lamb Dallas vs. Detroit, Dec. 30	13	227	1
4. Tyreek Hill Miami at L.A. Chargers, Sept. 10	11	215	2
Keenan Allen L.A. Chargers at Minnesota, Sept. 24	18	215	0
6. George Pickens Pittsburgh vs. Cincinnati, Dec. 23	4	195	2
Nico Collins Houston at Indianapolis, Jan. 6	9	195	1
8. Ja'Marr Chase Cincinnati at Arizona, Oct. 8	15	192	3
Justin Jefferson Minnesota at Detroit, Jan. 7	12	192	1
10. CeeDee Lamb Dallas at Philadelphia, Nov. 5	11	191	0
Nico Collins Houston vs. Denver, Dec. 3	9	191	1

There were 186 100-yard receiving performances in 2023.

### MOST 100-YARD RECEIVING PERFORMANCES, 2023

Player, Team	100-Yd. Games
Amon-Ra St. Brown, Detroit	9
Tyreek Hill, Miami	8
CeeDee Lamb, Dallas	8
Brandon Aiyuk, San Francisco	7
A.J. Brown, Philadelphia	7
Puka Nacua, L.A. Rams	7
Keenan Allen, L.A. Chargers	5
Ja'Marr Chase, Cincinnati	5
Nico Collins, Houston	5
Amari Cooper, Cleveland	5
Stefon Diggs, Buffalo	5
Justin Jefferson, Minnesota	5
DJ Moore, Chicago	5
Chris Olave, New Orleans	5
George Pickens, Pittsburgh	5
Cooper Kupp, L.A. Rams	4
Calvin Ridley, Jacksonville	4
Davante Adams, Las Vegas	3
Gabe Davis, Buffalo	3
Tank Dell, Houston	3
Mike Evans, Tampa Bay	3
DeAndre Hopkins, Tennessee	3
George Kittle, San Francisco	3
DK Metcalf, Seattle	3
Michael Pittman, Indianapolis	3
Deebo Samuel, San Francisco	3
Adam Thielen, Carolina	3
Jaylen Waddle, Miami	3
Jordan Addison, Minnesota	2
Noah Brown, Houston	2
Chris Godwin, Tampa Bay	2
Tee Higgins, Cincinnati	2
Travis Kelce, Kansas City	2
Christian Kirk, Jacksonville	2
Drake London, Atlanta	2
Trey McBride, Arizona	2
David Njoku, Cleveland	2
Josh Palmer, L.A. Chargers	2
Rashee Rice, Kansas City	2
Khaliil Shakir, Buffalo	2
DeVonta Smith, Philadelphia	2
Garrett Wilson, N.Y. Jets	2
26 players tied with	1

### TOP QUARTERBACK SACK PERFORMANCES, 2023

	No.
1. Khalil Mack L.A. Chargers vs. Las Vegas, Oct. 1	6.0
2. Myles Garrett Cleveland vs. Tennessee, Sept. 24	3.5
3. Josh Allen Jacksonville at Indianapolis, Sept. 10	3.0
T.J. Watt Pittsburgh vs. San Francisco, Sept. 10	3.0
Drake Jackson San Francisco at Pittsburgh, Sept. 10	3.0
Danielle Hunter Minnesota at Philadelphia, Sept. 14	3.0
Kyle Hamilton Baltimore vs. Indianapolis, Sept. 24 (OT)	3.0
Rashan Gary Green Bay vs. New Orleans, Sept. 24	3.0
Josh Allen Jacksonville vs. Atlanta, Oct. 1 (Wembley)	3.0
Harrison Smith Minnesota at Carolina, Oct. 1	3.0
Nicholas Morrow Philadelphia vs. Washington, Oct. 1 (OT)	3.0
Kayvon Thibodeaux N.Y. Giants vs. N.Y. Jets, Oct. 29 (OT)	3.0
Maxx Crosby Las Vegas vs. N.Y. Giants, Nov. 5	3.0
Dayo Odeyingbo Indianapolis vs. New England, Nov. 12 (Munich)	3.0
Sheldon Rankins Houston at Cincinnati, Nov. 12	3.0
Rashan Gary Green Bay at Detroit, Nov. 23	3.0
Harold Landry Tennessee at Miami, Dec. 11	3.0
Bradley Chubb Miami vs. N.Y. Jets, Dec. 17	3.0
Tanoh Kpassagnon New Orleans vs. N.Y. Giants, Dec. 17	3.0
Christian Barmore New England at Denver, Dec. 24	3.0
Malcolm Koonce Las Vegas at Kansas City, Dec. 25	3.0
Aidan Hutchinson Detroit at Dallas, Dec. 30	3.0
Josh Allen Jacksonville vs. Carolina, Dec. 31	3.0

There were 23 three-plus-sack performances in 2023.

### MOST THREE-SACK PERFORMANCES, 2023

Player, Team	Three-Sack Games
Josh Allen, Jacksonville	3
Rashan Gary, Green Bay	2
Christian Barmore, New England	1
Bradley Chubb, Miami	1
Maxx Crosby, Las Vegas	1
Myles Garrett, Cleveland	1
Kyle Hamilton, Baltimore	1
Danielle Hunter, Minnesota	1
Aidan Hutchinson, Detroit	1
Drake Jackson, San Francisco	1
Malcolm Koonce, Las Vegas	1
Tanoh Kpassagnon, New Orleans	1
Harold Landry, Tennessee	1
Khalil Mack, L.A. Chargers	1
Nicholas Morrow, Philadelphia	1
Dayo Odeyingbo, Indianapolis	1
Sheldon Rankins, Houston	1
Harrison Smith, Minnesota	1
Kayvon Thibodeaux, N.Y. Giants	1
T.J. Watt, Pittsburgh	1

For week-by-week listings of top performances from 1970 to the present, please visit [www.NFL.com/stats/topperformers](http://www.NFL.com/stats/topperformers).

# 2023 TEAM STATISTICS, AFC

## AMERICAN FOOTBALL CONFERENCE OFFENSE

	Bal	Buf	Cin	Cle	Den	Hou	Ind	Jac	KC	LV	LAC	Mia	NE	NYJ	Pit	Ten
<b>First Downs</b>	359	381	329	325	301	329	324	336	350	292	319	360	261	260	287	298
Rushing	144	158	90	121	116	84	113	98	107	83	89	113	93	77	115	103
Passing	180	199	208	173	154	215	178	199	216	182	204	223	153	156	153	158
Penalty	35	24	31	31	31	30	33	39	27	27	26	24	15	27	19	37
<b>Rushes</b>	541	512	383	518	451	444	479	453	417	413	431	456	415	388	487	444
Net Yds. Gained	2661	2212	1527	2017	1810	1647	2059	1646	1784	1542	1642	2308	1627	1647	2010	1846
Avg. Gain	4.9	4.3	4.0	3.9	4.0	3.7	4.3	3.6	4.3	3.7	3.8	5.1	3.9	4.2	4.1	4.2
Avg. Yds. per Game	156.5	130.1	89.8	118.6	106.5	96.9	121.1	96.8	104.9	90.7	96.6	135.8	95.7	96.9	118.2	108.6
<b>Passes Attempted</b>	494	579	615	624	513	592	574	620	635	557	632	566	557	601	506	494
Completed	328	385	420	355	337	372	355	412	421	348	409	393	351	356	323	304
% Completed	66.4	66.5	68.3	56.9	65.7	62.8	61.8	66.5	66.3	62.5	64.7	69.4	63.0	59.2	63.8	61.5
Total Yds. Gained	3881	4306	4257	4011	3566	4578	3882	4377	4383	3666	4312	4698	3392	3373	3421	3512
Times Sacked	41	24	50	45	52	47	41	41	28	40	43	31	48	64	36	64
Yds. Lost	246	152	362	318	304	405	216	251	195	286	355	184	323	454	258	445
Net Yds. Gained	3635	4154	3895	3693	3262	4173	3666	4126	4188	3380	3957	4514	3069	2919	3163	3067
Avg. Yds. per Game	213.8	244.4	229.1	217.2	191.9	245.5	215.6	242.7	246.4	198.8	232.8	265.5	180.5	171.7	186.1	180.4
Net Yds. per Pass Play	6.79	6.89	5.86	5.52	5.77	6.53	5.96	6.24	6.32	5.66	5.86	7.56	5.07	4.39	5.84	5.50
Yds. Gained per Comp.	11.83	11.18	10.14	11.30	10.58	12.31	10.94	10.62	10.41	10.53	10.54	11.95	9.66	9.47	10.59	11.55
<b>Combined Net Yds.</b>	6296	6366	5422	5710	5072	5820	5725	5772	5972	4922	5599	6822	4696	4566	5173	4913
% Total Yds. Rushing	42.3	34.7	28.2	35.3	35.7	28.3	36.0	28.5	29.9	31.3	29.3	33.8	34.6	36.1	38.9	37.6
% Total Yds. Passing	57.7	65.3	71.8	64.7	64.3	71.7	64.0	71.5	70.1	68.7	70.7	66.2	65.4	63.9	61.1	62.4
Avg. Yds. per Game	370.4	374.5	318.9	335.9	298.4	342.4	336.8	339.5	351.3	289.5	329.4	401.3	276.2	268.6	304.3	289.0
<b>Ball-Control Plays*</b>	1076	1115	1048	1187	1016	1083	1094	1114	1080	1010	1106	1053	1020	1053	1029	1002
Avg. Yds. per Play	5.9	5.7	5.2	4.8	5.0	5.4	5.2	5.2	5.5	4.9	5.1	6.5	4.6	4.3	5.0	4.9
Avg. Time of Poss.	30:53	31:46	30:30	32:19	29:31	29:28	28:53	30:40	30:28	28:34	30:10	28:03	29:01	29:39	29:39	29:14
<b>Third-Down Efficiency</b>	42.0	49.8	37.6	31.6	36.8	37.9	35.3	38.2	43.6	35.6	38.4	42.1	30.2	26.0	36.6	33.5
<b>Had Intercepted</b>	7	18	14	23	9	8	10	14	17	18	8	15	21	15	9	11
Yds. Opp Returned	89	83	129	438	23	138	101	114	200	88	49	297	435	308	168	101
Ret. by Opp. for TD	1	0	1	4	0	1	0	0	2	1	1	3	4	2	0	1
<b>Punts</b>	67	51	76	90	79	80	69	61	59	75	75	53	98	99	89	80
Yds. Punted	3158	2334	3369	4449	3659	3735	3281	2893	2776	3783	3475	2424	4598	4831	3914	4008
Avg. Yds. per Punt	47.1	45.8	44.3	49.4	46.3	46.7	47.6	47.4	47.1	50.4	46.3	45.7	46.9	48.8	44.0	50.1
<b>Punt Returns</b>	29	31	34	41	20	30	29	29	41	25	24	27	33	33	30	42
Yds. Returned	417	360	346	343	326	292	267	297	380	249	385	265	208	319	257	330
Avg. Yds. per Return	14.4	11.6	10.2	8.4	16.3	9.7	9.2	10.2	9.3	10.0	16.0	9.8	6.3	9.7	8.6	7.9
Returned for TD	1	1	1	0	0	0	0	0	0	0	1	0	0	1	0	0
<b>Kickoff Returns</b>	13	17	17	11	16	23	9	29	12	11	18	18	18	24	24	18
Yds. Returned	319	349	387	261	398	613	200	688	241	262	390	441	471	542	565	372
Avg. Yds. per Return	24.5	20.5	22.8	23.7	24.9	26.7	22.2	23.7	20.1	23.8	21.7	24.5	26.2	22.6	23.5	20.7
Returned for TD	0	0	0	0	1	2	0	0	0	0	0	0	1	0	0	0
<b>Fumbles</b>	23	20	10	27	21	17	21	28	20	14	25	24	19	32	21	19
Lost	12	10	2	14	13	6	12	16	11	6	13	10	8	18	7	9
Out of Bounds	3	3	1	2	4	2	2	3	1	1	2	1	4	2	4	3
Own Rec. for TD	0	0	0	0	0	0	0	0	0	0	0	0	0	0	0	0
Opp. Rec. by	13	12	9	10	15	10	9	11	9	9	12	12	8	10	11	8
Opp. Rec. for TD	0	0	0	1	1	1	1	0	2	2	0	0	1	1	1	0
<b>Penalties</b>	102	106	76	115	99	114	95	83	96	75	79	97	89	124	86	110
Yds. Penalized	955	883	614	897	749	937	685	644	845	629	725	767	676	945	753	882
<b>Total Points Scored</b>	483	451	366	396	357	377	396	377	371	332	346	496	236	268	304	305
Total TDs	55	54	41	42	38	40	42	41	39	36	36	61	27	22	31	31
TDs Rushing	26	22	12	15	8	10	19	17	9	11	11	27	9	7	16	16
TDs Passing	27	29	27	24	28	27	18	22	28	20	24	30	16	11	13	14
TDs on Ret. and Rec.	2	3	2	3	2	3	5	2	2	5	1	4	2	4	2	1
Extra-Point Kicks	51	49	40	30	29	31	35	35	38	32	35	58	24	16	27	28
Extra-Point Kicks Att.	52	50	40	33	31	33	36	35	38	32	35	59	25	17	28	30
2Pt Conversions	2	3	1	6	4	2	4	3	0	2	1	0	0	3	1	1
2Pt Conversions Att.	2	4	1	9	7	7	5	6	1	4	1	2	2	4	3	1
Safeties	1	0	0	0	1	0	1	0	0	1	0	0	1	3	1	0
Field Goals Made	32	24	26	34	30	34	33	30	33	26	31	24	16	36	29	29
Field Goals Attempted	37	29	31	37	34	38	41	37	35	30	33	28	25	39	31	30
% Successful	86.5	82.8	83.9	91.9	88.2	89.5	80.5	81.1	94.3	86.7	93.9	85.7	64.0	92.3	93.5	96.7



# 2023 TEAM STATISTICS, AFC

## AMERICAN FOOTBALL CONFERENCE DEFENSE

	Bal	Buf	Cin	Cle	Den	Hou	Ind	Jac	KC	LV	LAC	Mia	NE	NYJ	Pit	Ten
<b>First Downs</b>	306	313	351	253	349	332	346	314	300	330	344	321	305	298	311	334
Rushing	96	96	127	87	119	110	123	99	107	117	110	109	100	111	95	103
Passing	175	183	201	136	201	185	192	198	169	187	203	186	181	150	186	189
Penalty	35	34	23	30	29	37	31	17	24	26	31	26	24	37	30	42
<b>Rushes</b>	415	409	456	420	469	468	518	421	432	479	467	433	480	517	454	480
Net Yds. Gained	1860	1880	2145	1793	2331	1643	2105	1752	1925	2015	1924	1650	1584	2108	1956	1831
Avg. Gain	4.5	4.6	4.7	4.3	5.0	3.5	4.1	4.2	4.5	4.2	4.1	3.8	3.3	4.1	4.3	3.8
Avg. Yds. per Game	109.4	110.6	126.2	105.5	137.1	96.6	123.8	103.1	113.2	118.5	113.2	97.1	93.2	124.0	115.1	107.7
<b>Passes Attempted</b>	634	552	555	535	572	565	568	617	556	564	598	568	575	522	573	571
Completed	384	363	364	307	382	382	370	404	340	376	389	380	370	313	348	387
% Completed	60.6	65.8	65.6	57.4	66.8	67.6	65.1	65.5	61.2	66.7	65.1	66.9	64.3	60.0	60.7	67.8
Total Yds. Gained	3717	3676	4480	3149	4302	4334	4157	4355	3352	3900	4580	4132	3791	3182	4164	4181
Times Sacked	60	54	44	49	42	46	51	40	57	46	48	56	36	48	47	45
Yds. Lost	454	334	257	349	330	355	315	279	351	290	334	371	248	321	304	315
Net Yds. Gained	3263	3342	4223	2800	3972	3979	3842	4076	3001	3610	4246	3761	3543	2861	3860	3866
Avg. Yds. per Game	191.9	196.6	248.4	164.7	233.6	234.1	226.0	239.8	176.5	212.4	249.8	221.2	208.4	168.3	227.1	227.4
Net Yds. per Pass Play	4.70	5.51	7.05	4.79	6.47	6.51	6.21	6.20	4.90	5.92	6.57	6.03	5.80	5.02	6.23	6.28
Yds. Gained per Comp.	9.68	10.13	12.31	10.26	11.26	11.35	11.24	10.78	9.86	10.37	11.77	10.87	10.25	10.17	11.97	10.80
<b>Combined Net Yds.</b>	5123	5222	6368	4593	6303	5622	5947	5828	4926	5625	6170	5411	5127	4969	5816	5697
% Total Yds. Rushing	36.3	36.0	33.7	39.0	37.0	29.2	35.4	30.1	39.1	35.8	31.2	30.5	30.9	42.4	33.6	32.1
% Total Yds. Passing	63.7	64.0	66.3	61.0	63.0	70.8	64.6	69.9	60.9	64.2	68.8	69.5	69.1	57.6	66.4	67.9
Avg. Yds. per Game	301.4	307.2	374.6	270.2	370.8	330.7	349.8	342.8	289.8	330.9	362.9	318.3	301.6	292.3	342.1	335.1
<b>Ball-Control Plays*</b>	1109	1015	1055	1004	1083	1079	1137	1078	1045	1089	1113	1057	1091	1087	1074	1096
Avg. Yds. per Play	4.6	5.1	6.0	4.6	5.8	5.2	5.2	5.4	4.7	5.2	5.5	5.1	4.7	4.6	5.4	5.2
Avg. Time of Poss.	29:07	28:14	29:30	27:41	30:29	30:32	31:07	29:20	29:32	31:26	31:12	29:50	31:57	30:59	30:21	30:46
<b>Third-Down Efficiency</b>	36.4	38.6	40.8	29.1	33.2	35.7	37.1	36.5	37.1	41.4	38.4	38.9	36.3	37.2	39.1	38.5
<b>Intercepted By</b>	18	18	17	18	11	14	15	16	8	13	9	15	10	17	16	6
Yds. Returned By	258	148	152	135	85	63	256	264	69	268	31	270	96	212	184	86
Returned for TD	1	2	1	2	0	0	3	2	0	3	0	4	0	2	1	1
<b>Punts</b>	78	71	67	112	57	73	73	71	79	66	74	67	86	93	78	69
Yds. Punted	3666	3451	3117	5302	2821	3453	3335	3335	3609	3143	3595	3285	4042	4140	3594	3231
Avg. Yds. per Punt	47.0	48.6	46.5	47.3	49.5	47.3	45.7	47.0	45.7	47.6	48.6	49.0	47.0	44.5	46.1	46.8
<b>Punt Returns</b>	32	19	29	45	31	29	38	22	20	31	28	17	44	48	29	29
Yds. Returned	433	237	203	450	195	192	360	143	207	283	221	207	439	535	269	328
Avg. Yds. per Return	13.5	12.5	7.0	10.0	6.3	6.6	9.5	6.5	10.4	9.1	7.9	12.2	10.0	11.1	9.3	11.3
Returned for TD	1	1	0	0	0	0	0	0	0	0	0	1	0	1	0	0
<b>Kickoff Returns</b>	20	29	13	30	8	26	15	14	11	28	11	15	21	8	18	35
Yds. Returned	459	649	221	635	172	570	391	356	311	637	213	457	433	123	476	815
Avg. Yds. per Return	23.0	22.4	17.0	21.2	21.5	21.9	26.1	25.4	28.3	22.8	19.4	30.5	20.6	15.4	26.4	23.3
Returned for TD	0	1	0	1	0	0	1	0	0	0	0	1	0	0	0	0
<b>Fumbles</b>	25	21	18	21	32	19	23	18	23	17	23	19	24	31	26	19
Lost	13	12	9	10	15	10	9	11	9	9	12	12	8	10	11	8
Out of Bounds	0	2	1	1	2	3	2	2	5	2	0	2	1	6	3	2
Own Rec. for TD	0	0	0	0	0	0	0	0	0	0	0	0	0	0	0	0
Opp. Rec. by	12	10	2	14	13	6	12	16	11	6	13	10	8	18	7	9
Opp. Rec. for TD	0	0	0	1	2	0	1	1	1	0	2	1	1	0	0	1
<b>Penalties</b>	106	99	92	118	99	100	100	108	73	96	104	96	75	93	90	98
Yds. Penalized	841	753	784	923	965	805	843	961	604	861	801	719	544	780	741	776
<b>Total Points Scored</b>	280	311	384	362	413	353	415	371	294	331	398	391	366	355	324	367
Total TDs	26	34	41	44	46	37	44	44	32	37	47	48	38	36	32	33
TDs Rushing	6	14	17	15	15	19	22	15	10	15	18	15	14	14	9	10
TDs Passing	18	18	23	23	29	17	21	27	19	21	26	27	19	19	23	20
TDs on Ret. and Rec.	2	2	1	6	2	1	1	2	3	1	3	6	5	3	0	3
Extra-Point Kicks	18	25	36	41	41	27	39	42	28	34	44	45	31	31	24	29
Extra-Point Kicks Att.	19	26	38	41	42	29	42	42	28	36	46	46	32	34	26	30
2Pt Conversions	2	2	3	1	2	6	0	1	3	0	0	2	6	2	6	1
2Pt Conversions Att.	7	6	3	3	4	8	1	2	4	1	1	2	6	2	6	2
Safeties	3	0	0	2	1	1	1	0	1	0	0	0	1	1	0	0
Field Goals Made	32	26	32	17	30	30	36	21	22	25	24	18	31	34	32	46
Field Goals Attempted	35	28	35	24	35	36	41	26	26	30	27	21	38	39	37	47
% Successful	91.4	92.9	91.4	70.8	85.7	83.3	87.8	80.8	84.6	83.3	88.9	85.7	81.6	87.2	86.5	97.9

\*Sum of rushing attempts, passing attempts and times sacked

# 2023 TEAM STATISTICS, NFC

## NATIONAL FOOTBALL CONFERENCE OFFENSE

	Ari	Atl	Car	Chi	Dal	Det	GB	LAR	Min	NO	NYG	Phi	SF	Sea	TB	Was
<b>First Downs</b>	330	326	297	322	385	375	338	351	340	337	267	377	383	317	300	321
Rushing	127	121	111	137	113	124	101	110	79	112	97	149	147	93	79	99
Passing	173	181	150	169	229	228	211	206	220	199	141	197	207	189	188	190
Penalty	30	24	36	16	43	23	26	35	41	26	29	31	29	35	33	32
<b>Rushes</b>	471	522	445	534	468	500	441	477	393	480	454	510	499	382	439	359
Net Yds. Gained	2365	2159	1769	2399	1920	2311	1905	2045	1553	1742	1874	2190	2389	1580	1509	1592
Avg. Gain	5.0	4.1	4.0	4.5	4.1	4.6	4.3	4.3	4.0	3.6	4.1	4.3	4.8	4.1	3.4	4.4
Avg. Yds. per Game	139.1	127.0	104.1	141.1	112.9	135.9	112.1	120.3	91.4	102.5	110.2	128.8	140.5	92.9	88.8	93.6
<b>Passes Attempted</b>	555	530	586	513	614	606	581	583	631	606	518	563	491	575	568	636
Completed	355	327	350	321	428	408	374	361	424	406	338	369	336	371	364	407
% Completed	64.0	61.7	59.7	62.6	69.7	67.3	64.4	61.9	67.2	67.0	65.3	65.5	68.4	64.5	64.1	64.0
Total Yds. Gained	3430	3775	3245	3421	4660	4606	4210	4300	4700	4225	3351	4067	4577	4167	4044	4174
Times Sacked	42	40	65	50	40	31	30	34	47	35	85	39	34	38	40	65
Yds. Lost	286	251	504	325	263	205	242	237	341	235	465	233	193	257	232	449
Net Yds. Gained	3144	3524	2741	3096	4397	4401	3968	4063	4359	3990	2886	3834	4384	3910	3812	3725
Avg. Yds. per Game	184.9	207.3	161.2	182.1	258.6	258.9	233.4	239.0	256.4	234.7	169.8	225.5	257.9	230.0	224.2	219.1
Net Yds. per Pass Play	5.27	6.18	4.21	5.50	6.72	6.91	6.49	6.59	6.43	6.22	4.79	6.37	8.35	6.38	6.27	5.31
Yds. Gained per Comp.	9.66	11.54	9.27	10.66	10.89	11.29	11.26	11.91	11.08	10.41	9.91	11.02	13.62	11.23	11.11	10.26
<b>Combined Net Yds.</b>	5509	5683	4510	5495	6317	6712	5873	6108	5912	5732	4760	6024	6773	5490	5321	5317
% Total Yds. Rushing	42.9	38.0	39.2	43.7	30.4	34.4	32.4	33.5	26.3	30.4	39.4	36.4	35.3	28.8	28.4	29.9
% Total Yds. Passing	57.1	62.0	60.8	56.3	69.6	65.6	67.6	66.5	73.7	69.6	60.6	63.6	64.7	71.2	71.6	70.1
Avg. Yds. per Game	324.1	334.3	265.3	323.2	371.6	394.8	345.5	359.3	347.8	337.2	280.0	354.4	398.4	322.9	313.0	312.8
<b>Ball-Control Plays</b>	1068	1092	1096	1097	1122	1137	1052	1094	1071	1121	1057	1112	1024	995	1047	1060
Avg. Yds. per Play	5.2	5.2	4.1	5.0	5.6	5.9	5.6	5.6	5.5	5.1	4.5	5.4	6.6	5.5	5.1	5.0
Avg. Time of Poss.	29:18	29:09	31:07	31:58	31:48	31:14	29:43	30:36	29:04	31:10	29:27	30:44	31:08	26:47	29:25	29:28
<b>Third-Down Efficiency</b>	39.1	40.0	34.1	41.2	48.3	41.5	47.1	42.0	38.1	38.7	30.2	48.0	47.5	36.2	41.5	35.6
<b>Had Intercepted</b>	12	17	10	15	10	12	11	13	19	11	12	16	12	12	10	21
Yds. Opp Returned	219	240	192	137	138	166	202	115	244	181	233	187	111	39	28	252
Ret. by Opp. for TD	3	1	3	2	0	2	0	1	1	2	2	2	1	0	0	4
<b>Punts</b>	64	75	82	67	44	57	57	64	60	75	95	52	52	66	77	75
Yds. Punted	3172	3523	3838	3088	2262	2646	2634	3101	2887	3224	4732	2537	2480	3303	3854	3361
Avg. Yds. per Punt	49.6	47.0	46.8	46.1	51.4	46.4	46.2	48.5	48.1	43.0	46.0	48.8	47.7	50.0	50.1	44.8
<b>Punt Returns</b>	31	33	37	23	18	29	26	28	37	32	35	29	34	25	25	35
Yds. Returned	286	239	322	188	98	331	189	204	289	392	311	417	273	265	234	278
Avg. Yds. per Return	9.2	7.2	8.7	8.2	5.4	11.4	7.3	7.3	7.8	12.3	8.9	14.4	8.0	10.6	9.4	7.9
Returned for TD	0	0	1	0	0	0	0	0	0	1	1	0	0	0	0	0
<b>Kickoff Returns</b>	18	14	24	23	18	19	31	9	19	22	13	13	20	26	16	24
Yds. Returned	382	236	637	543	393	421	783	145	477	466	249	254	437	680	327	601
Avg. Yds. per Return	21.2	16.9	26.5	23.6	21.8	22.2	25.3	16.1	25.1	21.2	19.2	19.5	21.9	26.2	20.4	25.0
Returned for TD	0	0	0	0	0	0	0	0	0	0	0	0	0	0	0	0
<b>Fumbles</b>	21	24	24	24	13	18	23	11	26	13	24	22	16	8	21	20
Lost	6	11	10	10	6	11	7	5	15	7	7	12	6	5	8	11
Out of Bounds	2	4	3	4	2	2	2	1	2	0	1	2	0	1	1	2
Own Rec. for TD	0	0	0	0	0	0	0	0	0	0	0	0	0	0	0	1
Opp. Rec. by	6	8	3	6	9	6	11	5	11	11	13	8	6	8	12	10
Opp. Rec. for TD	1	0	0	0	1	0	1	0	2	1	0	1	0	0	0	0
<b>Penalties</b>	101	84	103	99	115	97	105	89	89	96	89	95	101	111	100	87
Yds. Penalized	859	743	845	853	964	843	856	720	670	846	711	785	933	954	751	701
<b>Total Points Scored</b>	330	321	236	360	509	461	383	404	344	402	266	433	491	364	348	329
Total TDs	36	32	23	37	57	58	44	44	39	44	29	49	61	37	37	39
TDs Rushing	17	14	7	16	14	27	10	18	7	13	10	22	27	11	8	14
TDs Passing	18	17	13	19	36	30	32	26	30	28	15	24	33	23	28	24
TDs on Ret. and Rec.	1	1	3	2	7	1	2	0	2	3	4	3	1	3	1	1
Extra-Point Kicks	22	27	17	31	49	48	34	32	36	40	24	45	60	33	33	32
Extra-Point Kicks Att.	23	28	20	33	52	52	39	37	38	40	25	46	61	33	33	35
2Pt Conversions	4	2	3	1	4	3	2	4	1	4	1	1	0	2	2	3
2Pt Conversions Att.	13	4	3	4	5	6	5	6	1	4	4	2	0	3	4	4
Safeties	0	1	0	0	1	1	0	2	0	0	0	1	1	0	1	0
Field Goals Made	28	32	25	35	36	19	27	32	24	30	22	30	21	35	29	19
Field Goals Attempted	33	37	30	38	38	21	33	43	30	37	31	32	25	42	31	24
% Successful	84.8	86.5	83.3	92.1	94.7	90.5	81.8	74.4	80.0	81.1	71.0	93.8	84.0	83.3	93.5	79.2

# 2023 TEAM STATISTICS, NFC

## NATIONAL FOOTBALL CONFERENCE DEFENSE

	Ari	Atl	Car	Chi	Dal	Det	GB	LAR	Min	NO	NYG	Phi	SF	Sea	TB	Was
<b>First Downs</b>	369	320	311	307	311	339	340	329	328	300	352	364	319	380	337	364
Rushing	141	105	122	88	108	91	120	108	104	100	134	111	97	143	101	121
Passing	198	183	162	196	166	209	189	193	208	167	191	222	190	202	213	218
Penalty	30	32	27	23	37	39	31	28	16	33	27	31	32	35	23	25
<b>Rushes</b>	521	499	508	388	459	408	493	433	446	462	475	410	369	515	422	480
Net Yds. Gained	2434	2009	2081	1468	1910	1509	2181	1816	1678	2038	2251	1758	1525	2352	1620	2155
Avg. Gain	4.7	4.0	4.1	3.8	4.2	3.7	4.4	4.2	3.8	4.4	4.7	4.3	4.1	4.6	3.8	4.5
Avg. Yds. per Game	143.2	118.2	122.4	86.4	112.4	88.8	128.3	106.8	98.7	119.9	132.4	103.4	89.7	138.4	95.3	126.8
<b>Passes Attempted</b>	506	549	481	617	509	588	523	604	606	558	582	652	621	585	611	598
Completed	347	340	309	410	308	371	342	367	426	333	371	425	410	390	404	396
% Completed	68.6	61.9	64.2	66.5	60.5	63.1	65.4	60.8	70.3	59.7	63.7	65.2	66.0	66.7	66.1	66.2
Total Yds. Gained	3846	3707	3109	4245	3481	4562	3803	4195	4288	3768	4157	4551	3949	4259	4568	4627
Times Sacked	33	42	27	30	46	41	45	41	43	34	34	43	48	47	48	39
Yds. Lost	233	258	193	202	296	357	288	267	302	244	259	255	307	298	336	170
Net Yds. Gained	3613	3449	2916	4043	3185	4205	3515	3928	3986	3524	3898	4296	3642	3961	4232	4457
Avg. Yds. per Game	212.5	202.9	171.5	237.8	187.4	247.4	206.8	231.1	234.5	207.3	229.3	252.7	214.2	233.0	248.9	262.2
Net Yds. per Pass Play	6.70	5.84	5.74	6.25	5.74	6.69	6.19	6.09	6.14	5.95	6.33	6.18	5.44	6.27	6.42	7.00
Yds. Gained per Comp.	11.08	10.90	10.06	10.35	11.30	12.30	11.12	11.43	10.07	11.32	11.20	10.71	9.63	10.92	11.31	11.68
<b>Combined Net Yds.</b>	6047	5458	4997	5511	5095	5714	5696	5744	5664	5562	6149	6054	5167	6313	5852	6612
% Total Yds. Rushing	40.3	36.8	41.6	26.6	37.5	26.4	38.3	31.6	29.6	36.6	36.6	29.0	29.5	37.3	27.7	32.6
% Total Yds. Passing	59.7	63.2	58.4	73.4	62.5	73.6	61.7	68.4	70.4	63.4	63.4	71.0	70.5	62.7	72.3	67.4
Avg. Yds. per Game	355.7	321.1	293.9	324.2	299.7	336.1	335.1	337.9	333.2	327.2	361.7	356.1	303.9	371.4	344.2	388.9
<b>Ball-Control Plays*</b>	1060	1090	1016	1035	1014	1037	1061	1078	1095	1054	1091	1105	1038	1147	1081	1117
Avg. Yds. per Play	5.7	5.0	4.9	5.3	5.0	5.5	5.4	5.3	5.2	5.3	5.6	5.5	5.0	5.5	5.4	5.9
Avg. Time of Poss.	30:42	30:51	28:53	28:02	28:12	28:46	30:17	29:24	30:56	28:50	30:33	29:16	28:52	33:13	30:35	30:32
<b>Third-Down Efficiency</b>	47.3	33.8	38.0	44.1	37.4	37.1	41.1	38.6	41.4	34.5	37.0	46.4	40.9	46.3	40.9	41.6
<b>Intercepted By</b>	11	8	8	22	17	16	7	10	11	18	18	9	22	11	13	8
Yds. Returned By	98	124	203	245	249	209	68	100	112	185	404	207	309	177	93	85
Returned for TD	0	1	2	2	5	1	1	0	0	1	3	2	1	3	1	0
<b>Punts</b>	60	78	81	62	60	65	56	65	69	73	72	59	62	60	65	62
Yds. Punted	2930	3762	3877	2887	2753	3169	2591	2994	3346	3290	3525	2784	3049	2879	3051	2963
Avg. Yds. per Punt	48.8	48.2	47.9	46.6	45.9	48.8	46.3	46.1	48.5	45.1	49.0	47.2	49.2	48.0	46.9	47.8
<b>Punt Returns</b>	36	31	31	30	24	21	23	32	28	29	39	32	22	34	38	34
Yds. Returned	366	353	210	381	247	168	270	495	277	163	270	277	220	232	455	271
Avg. Yds. per Return	10.2	11.4	6.8	12.7	10.3	8.0	11.7	15.5	9.9	5.6	6.9	8.7	10.0	6.8	12.0	8.0
Returned for TD	0	0	0	1	0	0	1	2	0	0	0	0	0	0	0	0
<b>Kickoff Returns</b>	6	11	20	15	8	27	40	11	17	12	16	17	32	22	26	5
Yds. Returned	133	261	478	371	198	563	950	296	405	225	377	491	746	488	491	139
Avg. Yds. per Return	22.2	23.7	23.9	24.7	24.8	20.9	23.8	26.9	23.8	18.8	23.6	28.9	23.3	22.2	18.9	27.8
Returned for TD	0	0	0	0	0	0	0	0	0	0	0	0	0	0	0	0
<b>Fumbles</b>	9	24	10	19	19	16	15	14	25	16	26	22	16	17	26	16
Lost	6	8	3	6	9	7	11	5	11	11	13	9	6	8	13	10
Out of Bounds	1	0	0	5	1	4	0	3	3	1	5	3	1	2	4	0
Own Rec. for TD	0	0	0	0	0	0	0	0	0	0	0	1	0	0	0	0
Opp. Rec. by	6	10	10	10	5	11	7	5	14	7	7	12	6	5	8	11
Opp. Rec. for TD	0	0	2	2	1	1	0	0	0	0	0	0	0	0	0	1
<b>Penalties</b>	92	104	89	72	104	91	95	105	111	102	99	107	94	103	93	99
Yds. Penalized	765	831	679	530	934	788	907	986	916	775	822	810	762	824	762	828
<b>Total Points Scored</b>	455	373	416	379	315	395	350	377	362	327	407	428	298	402	325	518
Total TDs	54	36	49	44	36	46	37	41	38	34	48	51	31	45	34	59
TDs Rushing	19	11	25	8	14	15	15	14	14	10	24	13	10	24	11	15
TDs Passing	32	24	19	31	21	28	21	24	23	22	21	35	20	21	23	39
TDs on Ret. and Rec.	3	1	5	5	1	3	1	3	1	2	3	3	1	0	0	5
Extra-Point Kicks	51	34	45	37	31	39	27	29	32	29	42	45	23	43	26	53
Extra-Point Kicks Att.	52	34	47	39	31	41	31	33	35	29	46	45	25	44	26	54
2Pt Conversions	1	1	1	2	1	1	4	5	2	2	1	4	1	1	3	3
2Pt Conversions Att.	2	2	2	5	5	4	6	7	3	5	2	6	6	1	8	5
Safeties	0	2	0	1	0	0	0	1	1	0	0	0	0	0	1	0
Field Goals Made	26	39	25	24	22	26	31	30	32	30	25	23	29	29	29	35
Field Goals Attempted	31	41	26	33	26	30	38	38	36	35	32	26	33	35	36	39
% Successful	83.9	95.1	96.2	72.7	84.6	86.7	81.6	78.9	88.9	85.7	78.1	88.5	87.9	82.9	80.6	89.7

\*Sum of rushing attempts, passing attempts and times sacked

# 2023 TEAM STATISTICS

## AFC, NFC & NFL SUMMARY

	AFC		AFC		NFC		NFC		NFL	
	Offense	Defense	Offense	Defense	Offense	Defense	Offense	Defense	Total	Average
<b>First Downs</b>	5111	319.4	5107	319.2	5366	335.4	5370	335.6	10477	327.4
Rushing	1704	106.5	1709	106.8	1799	112.4	1794	112.1	3503	109.5
Passing	2951	184.4	2922	182.6	3078	192.4	3107	194.2	6029	188.4
Penalty	456	28.5	476	29.8	489	30.6	469	29.3	945	29.5
<b>Rushes</b>	7232	452.0	7318	457.4	7374	460.9	7288	455.5	14606	456.4
Net Yds. Gained	29985	1874.1	30502	1906.4	31302	1956.4	30785	1924.1	61287	1915.2
Avg. Gain	---	4.1	---	4.2	---	4.2	---	4.2	---	4.2
Avg. Yds. per Game	---	110.2	---	112.1	---	115.1	---	113.2	---	112.7
<b>Passes Attempted</b>	9159	572.4	9125	570.3	9156	572.3	9190	574.4	18315	572.3
Completed	5869	366.8	5859	366.2	5939	371.2	5949	371.8	11808	369.0
% Completed	---	64.1	---	64.2	---	64.9	---	64.7	---	64.5
Total Yds. Gained	63615	3975.9	63452	3965.8	64952	4059.5	65115	4069.7	128567	4017.7
Times Sacked	695	43.4	769	48.1	715	44.7	641	40.1	1410	44.1
Yds. Lost	4754	297.1	5207	325.4	4718	294.9	4265	266.6	9472	296.0
Net Yds. Gained	58861	3678.8	58245	3640.3	60234	3764.6	60850	3803.1	119095	3721.7
Avg. Yds. per Game	---	216.4	---	214.1	---	221.4	---	223.7	---	218.9
Net Yds. per Pass Play	---	5.97	---	5.89	---	6.10	---	6.19	---	6.04
Yds. Gained per Comp.	---	10.84	---	10.83	---	10.94	---	10.95	---	10.89
<b>Combined Net Yds. Gained</b>	88846	5552.9	88747	5546.7	91536	5721.0	91635	5727.2	180382	5636.9
% Total Yds. Rushing	---	33.7	---	34.4	---	34.2	---	33.6	---	34.0
% Total Yds. Passing	---	66.3	---	65.6	---	65.8	---	66.4	---	66.0
Avg. Yds. per Game	---	326.6	---	326.3	---	336.5	---	336.9	---	331.6
<b>Ball-Control Plays*</b>	17086	1067.9	17212	1075.8	17245	1077.8	17119	1069.9	34331	1072.8
Avg. Yds. per Play	---	5.2	---	5.2	---	5.3	---	5.4	---	5.3
<b>Third-Down Efficiency</b>	---	37.1	---	37.1	---	40.4	---	40.4	---	38.8
<b>Interceptions</b>	217	13.6	221	13.8	213	13.3	209	13.1	430	13.4
Yds. Returned	2761	172.6	2577	161.1	2684	167.8	2868	179.3	5445	170.2
Returned for TD	21	1.3	22	1.4	24	1.5	23	1.4	45	1.4
<b>Punts</b>	1201	75.1	1214	75.9	1062	66.4	1049	65.6	2263	70.7
Yds. Punted	56687	3542.9	57119	3569.9	50282	3142.6	49850	3115.6	106969	3342.8
Avg. Yds. per Punt	---	47.2	---	47.1	---	47.3	---	47.5	---	47.3
<b>Punt Returns</b>	498	31.1	491	30.7	477	29.8	484	30.3	975	30.5
Yds. Returned	5041	315.1	4702	293.9	4316	269.8	4655	290.9	9357	292.4
Avg. Yds. per Return	---	10.1	---	9.6	---	9.0	---	9.6	---	9.6
Returned for TD	5	0.3	4	0.3	3	0.2	4	0.3	8	0.3
<b>Kickoff Returns</b>	278	17.4	302	18.9	309	19.3	285	17.8	587	18.3
Yds. Returned	6499	406.2	6918	432.4	7031	439.4	6612	413.3	13530	422.8
Avg. Yds. per Return	---	23.4	---	22.9	---	22.8	---	23.2	---	23.0
Returned for TD	4	0.3	4	0.3	0	0.0	0	0.0	4	0.1
<b>Fumbles</b>	341	21.3	359	22.4	308	19.3	290	18.1	649	20.3
Lost	167	10.4	168	10.5	137	8.6	136	8.5	304	9.5
Out of Bounds	38	2.4	34	2.1	29	1.8	33	2.1	67	2.1
Own Rec. for TD	0	0.0	0	0.0	1	0.1	1	0.1	1	0.0
Opp. Rec.	168	10.5	167	10.4	133	8.3	134	8.4	301	9.4
Opp. Rec. for TD	11	0.7	11	0.7	7	0.4	7	0.4	18	0.6
<b>Penalties</b>	1546	96.6	1547	96.7	1561	97.6	1560	97.5	3107	97.1
Yds. Penalized	12586	786.6	12701	793.8	13034	814.6	12919	807.4	25620	800.6
<b>Total Points Scored</b>	5861	366.3	5715	357.2	5981	373.8	6127	382.9	11842	370.1
Total TDs	636	39.8	619	38.7	666	41.6	683	42.7	1302	40.7
TDs Rushing	235	14.7	228	14.3	235	14.7	242	15.1	470	14.7
TDs Passing	358	22.4	350	21.9	396	24.8	404	25.3	754	23.6
TDs on Ret. and Rec.	43	2.7	41	2.6	35	2.2	37	2.3	78	2.4
Extra-Point Kicks	558	34.9	535	33.4	563	35.2	586	36.6	1121	35.0
Extra-Point Kicks Att.	574	35.9	557	34.8	595	37.2	612	38.3	1169	36.5
2Pt Conversions	33	2.1	37	2.3	37	2.3	33	2.1	70	2.2
2Pt Conversions Att.	59	3.7	58	3.6	68	4.3	69	4.3	127	4.0
Safeties	9	0.6	11	0.7	8	0.5	6	0.4	17	0.5
Field Goals Made	467	29.2	456	28.5	444	27.8	455	28.4	911	28.5
Field Goals Attempted	535	33.4	525	32.8	525	32.8	535	33.4	1060	33.1
% Successful	---	87.3	---	86.9	---	84.6	---	85.0	---	85.9

\*Sum of rushing attempts, passing attempts and times sacked

# 2023 TEAM STATISTICS

## 2023 CLUB LEADERS

	Offense	Defense
<b>First Downs</b>	Dallas 385	Cleveland 253
Rushing	Buffalo 158	Cleveland 87
Passing	Dallas 229	Cleveland 136
Penalty	Dallas 43	Minnesota 16
<b>Rushes</b>	Baltimore 541	San Francisco 369
Net Yds. Gained	Baltimore 2661	Chicago 1468
Avg. Gain	Miami 5.1	New England 3.3
<b>Passes Attempted</b>	Washington 636	Carolina 481
Completed	Dallas 428	Cleveland 307
% Completed	Dallas 69.7	Cleveland 57.4
Total Yds. Gained	Minnesota 4700	Carolina 3109
Times Sacked	Buffalo 24	Baltimore 60
Yds. Lost	Buffalo 152	Baltimore 454
Net Yds. Gained	Miami 4514	Cleveland 2800
Net Yds. per Pass Play	San Francisco 8.4	Baltimore 4.7
Yds. Gained per Comp.	San Francisco 13.6	San Francisco 9.6
<b>Combined Net Yds. Gained</b>	Miami 6822	Cleveland 4593
% Total Yds. Rushing	Chicago 43.7	Detroit 26.4
% Total Yds. Passing	Minnesota 73.7	N.Y. Jets 57.6
<b>Ball-Control Plays*</b>	Cleveland 1187	Cleveland 1004
Avg. Yds. per Play	San Francisco 6.6	N.Y. Jets 4.6
Avg. Time of Poss.	Cleveland 32:19	---
<b>Third-Down Efficiency</b>	Buffalo 49.8	Cleveland 29.1
<b>Interceptions</b>	--- Chicago & San Francisco 22	---
Yds. Returned	---	N.Y. Giants 404
Returned for TD	---	Dallas 5
<b>Punts</b>	N.Y. Jets 99	---
Yds. Punted	N.Y. Jets 4831	---
Avg. Yds. per Punt	Dallas 51.4	---
<b>Punt Returns</b>	Tennessee 42	Miami 17
Yds. Returned	Baltimore & Philadelphia 417	Jacksonville 143
Avg. Yds. per Return	Denver 16.3	New Orleans 5.6
Returned for TD	Baltimore, Buffalo, Carolina, Cincinnati, L.A. Chargers, New Orleans, N.Y. Giants, N.Y. Jets 1	---
<b>Kickoff Returns</b>	Green Bay 31	Washington 5
Yds. Returned	Green Bay 783	N.Y. Jets 123
Avg. Yds. per Return	Houston 26.7	N.Y. Jets 15.4
Returned for TD	Houston 2	---
<b>Total Points Scored</b>	Dallas 509	Baltimore 280
Total TDs	Miami & San Francisco 61	Baltimore 26
TDs Rushing	Detroit, Miami, San Francisco 27	Baltimore 6
TDs Passing	Dallas 36	Houston 17
TDs on Ret. and Rec.	Dallas 7	Pittsburgh, Seattle, Tampa Bay 0
Extra-Point Kicks	San Francisco 60	Baltimore 18
2-Point Conversions	Cleveland 6	---
Safeties	N.Y. Jets 3	---
Field Goals Made	Dallas & N.Y. Jets 36	Cleveland 17
Field Goals Attempted	L.A. Rams 43	Miami 21
% Successful	Tennessee 96.7	Cleveland 70.8

## NFL CLUB RANKINGS BY YARDS

	Offense			Defense		
	Total	Rush	Pass	Total	Rush	Pass
Arizona	19	4	26	25	32	13
Atlanta	17	9	22	11	20	8
Baltimore	6	*1	21	6	14	6
Buffalo	4	7	8	9	15	7
Carolina	32	20	32	4	23	3
Chicago	20	2	27	12	*1	25
Cincinnati	22	31	15	31	26	28
Cleveland	16	12	19	*1	11	*1
Dallas	5	14	3	5	16	5
Denver	26	18	24	29	30	22
Detroit	3	5	2	19	2	27
Green Bay	11	15	12	17	28	9
Houston	12	22†	7	14	6	23
Indianapolis	15	10	20	24	24	16
Jacksonville	13	24	9	22	9	26
Kansas City	9	19	6	2	18	4
Las Vegas	27	30	23	15	21	12
L.A. Chargers	18	25	13	28	17	30
L.A. Rams	7	11	10	20	12	20
Miami	*1	6	*1	10	7	15
Minnesota	10	29	5	16	8	24
New England	30	26	28	7	4	11
New Orleans	14	21	11	13	22	10
N.Y. Giants	29	16	31	27	29	19
N.Y. Jets	31	22†	30	3	25	2
Philadelphia	8	8	16	26	10	31
Pittsburgh	25	13	25	21	19	17
San Francisco	2	3	4	8	3	14
Seattle	21	28	14	30	31	21
Tampa Bay	23	32	17	23	5	29
Tennessee	28	17	29	18	13	18
Washington	24	27	18	32	27	32

T—Tied for position; \*—League Leader

## AFC TAKEAWAYS/GIVEAWAYS

	Takeaways			Giveaways			Net Diff.
	Int	Fum	Total	Int	Fum	Total	
Baltimore	18	13	31	7	12	19	+12
Pittsburgh	16	11	27	9	7	16	+11
Cincinnati	17	9	26	14	2	16	+10
Houston	14	10	24	8	6	14	+10
Denver	11	15	26	9	13	22	+4
Buffalo	18	12	30	18	10	28	+2
Indianapolis	15	9	24	10	12	22	+2
Miami	15	12	27	15	10	25	+2
L.A. Chargers	9	12	21	8	13	21	0
Las Vegas	13	9	22	18	6	24	-2
Jacksonville	16	11	27	14	16	30	-3
N.Y. Jets	17	10	27	15	18	33	-6
Tennessee	6	8	14	11	9	20	-6
Cleveland	18	10	28	23	14	37	-9
Kansas City	8	9	17	17	11	28	-11
New England	10	8	18	21	8	29	-11
<b>Totals</b>	<b>22†</b>	<b>168</b>	<b>389</b>	<b>217</b>	<b>167</b>	<b>384</b>	<b>+5</b>

## NFC TAKEAWAYS/GIVEAWAYS

	Takeaways			Giveaways			Net Diff.
	Int	Fum	Total	Int	Fum	Total	
N.Y. Giants	18	13	31	12	7	19	+12
New Orleans	18	11	29	11	7	18	+11
Dallas	17	9	26	10	6	16	+10
San Francisco	22	6	28	12	6	18	+10
Tampa Bay	13	13	26	10	8	18	+8
Chicago	22	6	28	15	10	25	+3
Seattle	11	8	19	12	5	17	+2
Detroit	16	7	23	12	11	23	0
Green Bay	7	11	18	11	7	18	0
Arizona	11	6	17	12	6	18	-1
L.A. Rams	10	5	15	13	5	18	-3
Carolina	8	3	11	10	10	20	-9
Philadelphia	9	9	18	16	12	28	-10
Atlanta	8	8	16	17	11	28	-12
Minnesota	11	11	22	19	15	34	-12
Washington	8	10	18	21	11	32	-14
<b>Totals</b>	<b>209</b>	<b>136</b>	<b>345</b>	<b>213</b>	<b>137</b>	<b>350</b>	<b>-5</b>

## 2023 INDIVIDUAL STATISTICS—SCORING

### SCORING

#### POINTS

NFC:	157	Brandon Aubrey, Dallas
AFC:	147	Justin Tucker, Baltimore

#### TOUCHDOWNS

AFC:	21	Raheem Mostert, Miami
NFC:	21	Christian McCaffrey, San Francisco

#### EXTRA POINT KICKS

NFC:	60	Jake Moody*, San Francisco
AFC:	58	Jason Sanders, Miami

#### TWO-POINT EXTRA POINT PLAYS

AFC:	3	Deshawn Watson, Cleveland
NFC:	3	Alvin Kamara, New Orleans

#### FIELD GOALS

NFC:	36	Brandon Aubrey, Dallas
AFC:	35	Greg Zuerlein, N.Y. Jets

#### FIELD GOAL ATTEMPTS

NFC:	42	Jason Myers, Seattle
AFC:	41	Matt Gay, Indianapolis

#### LONGEST FIELD GOAL

NFC:	62	Matt Prater, Arizona vs. Dallas, Sept. 24
AFC:	60	Harrison Butker, Kansas City vs. Denver, Oct. 12

#### MOST POINTS, GAME

AFC:	24	De'Von Achane*, Miami vs. Denver, Sept. 24 (4 TD)
	24	Raheem Mostert, Miami vs. Denver, Sept. 24 (4 TD)
NFC:	24	Christian McCaffrey, San Francisco vs. Arizona, Oct. 1 (4 TD)

#### TEAM LEADERS, POINTS

AFC: BALTIMORE, 147, Justin Tucker; BUFFALO, 121, Tyler Bass; CINCINNATI, 118, Evan McPherson; CLEVELAND, 123, Dustin Hopkins; DENVER, 119, Wil Lutz; HOUSTON, 102, Ka'imi Fairbairn; INDIANAPOLIS, 134, Matt Gay; JACKSONVILLE, 125, Brandon McManus; KANSAS CITY, 137, Harrison Butker; LAS VEGAS, 110, Daniel Carlson; L.A. CHARGERS, 128, Cameron Dicker; MIAMI, 130, Jason Sanders; NEW ENGLAND, 72, Chad Ryland\*; N.Y. JETS, 120, Greg Zuerlein; PITTSBURGH, 114, Chris Boswell; TENNESSEE, 115, Nick Folk.

NFC: ARIZONA, 106, Matt Prater; ATLANTA, 123, Youngbwoe Koo; CAROLINA, 92, Eddy Pineiro; CHICAGO, 136, Cairo Santos; DALLAS, 157, Brandon Aubrey; DETROIT, 80, David Montgomery; RILEY PATTERSON; GREEN BAY, 115, Anders Carlson\*; L.A. RAMS, 92, Kyren Williams; MINNESOTA, 108, Greg Joseph; NEW ORLEANS, 130, Blake Grupe\*; N.Y. GIANTS, 62, Saquon Barkley; PHILADELPHIA, 135, Jake Elliott; SAN FRANCISCO, 126, Christian McCaffrey; SEATTLE, 138, Jason Myers; TAMPA BAY, 120, Chase McLaughlin; WASHINGTON, 89, Joey Slye.

#### TEAM CHAMPION

NFC:	509	Dallas
AFC:	496	Miami

\* Player that was a rookie in 2023

### NFL TOP 10 SCORERS—KICKERS

	XP	XPA	FG	FGA	PTS
Aubrey, Brandon, Dal.	49	52	36	38	157
Tucker, Justin, Bal.	51	52	32	37	147
Myers, Jason, Sea.	33	33	35	42	138
Butker, Harrison, K.C.	38	38	33	35	137
Santos, Cairo, Chi.	31	33	35	38	136
Elliott, Jake, Phi.	45	46	30	32	135
Gay, Matt, Ind.	35	36	33	41	134
* Grupe, Blake, N.O.	40	40	30	37	130
Sanders, Jason, Mia.	58	59	24	28	130
Dicker, Cameron, LA-C	35	35	31	33	128
McManus, Brandon, Jac.	35	35	30	37	125
Hopkins, Dustin, Cle.	24	26	33	36	123
Koo, Youngbwoe, Atl.	27	28	32	37	123

### NFL TOP 10 SCORERS—NONKICKERS

	TD	TDR	TDP	TDM	2-PT.	PTS
McCaffrey, Christian, S.F.	21	14	7	0	0	126
Mostert, Raheem, Mia.	21	18	3	0	0	126
Williams, Kyren, LA-R	15	12	3	0	1	92
Allen, Josh, Buf.	15	15	0	0	0	90
Hurts, Jalen, Phi.	15	15	0	0	0	90
Lamb, CeeDee, Dal.	14	2	12	0	1	86
Edwards, Gus, Bal.	13	13	0	0	1	80
Montgomery, David, Det.	13	13	0	0	1	80
Evans, Mike, T.B.	13	0	13	0	0	78
Hill, Tyreek, Mia.	13	0	13	0	0	78
Etienne, Travis, Jac.	12	11	1	0	2	76
Mixon, Joe, Cin.	12	9	3	0	1	74
Henry, Derrick, Ten.	12	12	0	0	0	72
Samuel, Deebo, S.F.	12	5	7	0	0	72
* Achane, De'Von, Mia.	11	8	3	0	0	66
* Gibbs, Jahmyr, Det.	11	10	1	0	0	66
* LaPorta, Sam, Det.	10	0	10	0	2	64
Barkley, Saquon, NY-G	10	6	4	0	1	62

### AFC—INDIVIDUAL SCORERS

KICKERS	XP	XPA	FG	FGA	PTS
Tucker, Justin, Bal.	51	52	32	37	147
Butker, Harrison, K.C.	38	38	33	35	137
Gay, Matt, Ind.	35	36	33	41	134
Sanders, Jason, Mia.	58	59	24	28	130
Dicker, Cameron, LA-C	35	35	31	33	128
McManus, Brandon, Jac.	35	35	30	37	125
Hopkins, Dustin, Cle.	24	26	33	36	123
Bass, Tyler, Buf.	49	50	24	29	121
Zuerlein, Greg, NYJ	15	16	35	38	120
Lutz, Wil, Den.	29	31	30	34	119
McPherson, Evan, Cin.	40	40	26	31	118
Folk, Nick, Ten.	28	30	29	30	115
Boswell, Chris, Pit.	27	28	29	31	114
Carlson, Daniel, L.V.	32	32	26	30	110
Fairbairn, Ka'imi, Hou.	21	22	27	28	102
Patterson, Riley, Det.-Cle.	41	44	16	18	89
* Ryland, Chad, N.E.	24	25	16	25	72
Ammendola, Matt, Hou.	10	11	6	9	28
Seibert, Austin, NYJ	1	1	1	1	4
Ogunbowale, Dare, Hou.	0	0	1	1	3

### NONKICKERS

	TD	TDR	TDP	TDM	2-PT.	PTS
Mostert, Raheem, Mia.	21	18	3	0	0	126
Allen, Josh, Buf.	15	15	0	0	0	90
Edwards, Gus, Bal.	13	13	0	0	1	80
Hill, Tyreek, Mia.	13	0	13	0	0	78
Etienne, Travis, Jac.	12	11	1	0	2	76
Mixon, Joe, Cin.	12	9	3	0	1	74
Henry, Derrick, Ten.	12	12	0	0	0	72

## 2023 INDIVIDUAL STATISTICS—SCORING

	TD	TDR	TDP	TDM	2-PT.	PTS		TD	TDR	TDP	TDM	2-PT.	PTS
* Achane, De'Von, Mia.	11	8	3	0	0	66	Wilson, Russell, Den.	3	3	0	0	0	18
Meyers, Jakobi, L.V.	10	2	8	0	0	60	Freiermuth, Pat, Pit.	2	0	2	0	1	14
Sutton, Courtland, Den.	10	0	10	0	0	60	Knox, Dawson, Buf.	2	0	2	0	1	14
Ford, Jerome, Cle.	9	4	5	0	1	56	* Mayer, Michael, L.V.	2	0	2	0	1	14
Hall, Breece, NYJ	9	5	4	0	1	56	Ahmed, Salvon, Mia.	2	1	1	0	0	12
Hunt, Kareem, Cle.	9	9	0	0	0	54	Austin, Calvin, Pit.	2	1	1	0	0	12
Pacheco, Isiah, K.C.	9	7	2	0	0	54	* Bigsby, Tank, Jac.	2	2	0	0	0	12
Collins, Nico, Hou.	8	0	8	0	1	50	Boyd, Tyler, Cin.	2	0	2	0	0	12
Diggs, Stefon, Buf.	8	0	8	0	1	50	Brown, Noah, Hou.	2	0	2	0	0	12
Ridley, Calvin, Jac.	8	0	8	0	1	50	* Downs, Josh, Ind.	2	0	2	0	0	12
Adams, Davante, L.V.	8	0	8	0	0	48	Edwards-Helaire, Clyde, K.C.	2	1	1	0	0	12
Harris, Najee, Pit.	8	8	0	0	0	48	Gesicki, Mike, N.E.	2	0	2	0	0	12
Taylor, Jonathan, Ind.	8	7	1	0	0	48	* Gipson, Xavier, NYJ	2	1	0	1	0	12
Davis, Gabe, Buf.	7	0	7	0	1	44	Gray, Noah, K.C.	2	0	2	0	0	12
Moss, Zack, Ind.	7	5	2	0	1	44	Harty, Deonte, Buf.	2	0	1	1	0	12
Allen, Keenan, LA-C	7	0	7	0	0	42	Judy, Jerry, Den.	2	0	2	0	0	12
Chase, Ja'Marr, Cin.	7	0	7	0	0	42	* Johnston, Quentin, LA-C	2	0	2	0	0	12
* Dell, Tank, Hou.	7	0	7	0	0	42	Jones, Zay, Jac.	2	0	2	0	0	12
Hopkins, DeAndre, Ten.	7	0	7	0	0	42	Jones, Jack, L.V.	2	0	0	2	0	12
* Rice, Rashee, K.C.	7	0	7	0	0	42	Jordan, Brevin, Hou.	2	0	2	0	0	12
* Felloy, Zay, Bal.	6	1	5	0	1	38	Kelley, Joshua, LA-C	2	2	0	0	0	12
Andrews, Mark, Bal.	6	0	6	0	0	36	* Kincaid, Dalton, Buf.	2	0	2	0	0	12
Cook, James, Buf.	6	2	4	0	0	36	* Mims, Marvin, Den.	2	0	1	1	0	12
Ekeler, Austin, LA-C	6	5	1	0	0	36	* Mitchell, Keaton, Bal.	2	2	0	0	0	12
Henry, Hunter, N.E.	6	0	6	0	0	36	Moore, Elijah, Cle.	2	0	2	0	0	12
Jacobs, Josh, L.V.	6	6	0	0	0	36	Moore, Kenny, Ind.	2	0	0	2	0	12
Njoku, David, Cle.	6	0	6	0	0	36	Ogletree, Andrew, Ind.	2	0	2	0	0	12
Williams, Javonte, Den.	5	3	2	0	2	34	Palmer, Josh, LA-C	2	0	2	0	0	12
Cooper, Amari, Cle.	5	0	5	0	1	32	Pierce, Alec, Ind.	2	0	2	0	0	12
Elliott, Ezekiel, N.E.	5	3	2	0	0	30	Sample, Drew, Cin.	2	0	2	0	0	12
Higgins, Tee, Cin.	5	0	5	0	0	30	Shakir, Khalil, Buf.	2	0	2	0	0	12
Jackson, Lamar, Bal.	5	5	0	0	0	30	Trubisky, Mitchell, Pit.	2	2	0	0	0	12
Johnson, Dontae, Pit.	5	0	5	0	0	30	* Tucker, Tre, L.V.	2	0	2	0	0	12
Kelce, Travis, K.C.	5	0	5	0	0	30	* Washington, Parker, Jac.	2	0	2	0	0	12
Likely, Isaiah, Bal.	5	0	5	0	0	30	Watson, Deshaun, Cle.	1	1	0	0	3	12
McKinnon, Jerick, K.C.	5	1	4	0	0	30	Bolden, Brandon, L.V.	1	1	0	0	1	8
Pickens, George, Pit.	5	0	5	0	0	30	Cobb, Randall, NYJ	1	0	1	0	1	8
Schultz, Dalton, Hou.	5	0	5	0	0	30	Agnew, Jamal, Jac.	1	0	1	0	0	6
Pittman, Michael, Ind.	4	0	4	0	2	28	Baker, Jerome, Mia.	1	0	0	1	0	6
Johnson, Brandon, Den.	4	0	4	0	1	26	Bateman, Rashod, Bal.	1	0	1	0	0	6
Agholor, Nelson, Bal.	4	0	4	0	0	24	Bawden, Nick, NYJ	1	1	0	0	0	6
Beck, Andrew, Hou.	4	1	2	1	0	24	Bell, Blake, K.C.	1	0	1	0	0	6
Bourne, Kendrick, N.E.	4	0	4	0	0	24	Berrios, Braxton, Mia.	1	0	1	0	0	6
Ingram, Evan, Jac.	4	0	4	0	0	24	* Brown, Chase, Cin.	1	0	1	0	0	6
Hill, Justice, Bal.	4	3	1	0	0	24	Brown, Pharaoh, N.E.	1	0	1	0	0	6
* Iosivas, Andrei, Cin.	4	0	4	0	0	24	* Brownlee, Jason, NYJ	1	0	1	0	0	6
Lawrence, Trevor, Jac.	4	4	0	0	0	24	Buckner, DeForest, Ind.	1	0	0	1	0	6
Murray, Latavius, Buf.	4	4	0	0	0	24	Chosen, Robbie, Mia.	1	0	1	0	0	6
Parham, Donald, LA-C	4	0	4	0	0	24	Cook, Bryan, K.C.	1	0	0	1	0	6
* Richardson, Anthony, Ind.	4	4	0	0	0	24	Cooper, Jonathon, Den.	1	0	0	1	0	6
Singleton, Devin, Hou.	4	4	0	0	0	24	Cracraft, River, Mia.	1	0	1	0	0	6
Stevenson, Rhamondre, N.E.	4	4	0	0	0	24	Davis, Cody, N.E.	1	0	0	1	0	6
Waddle, Jaylen, Mia.	4	0	4	0	0	24	* Davis, Derius, LA-C	1	0	0	1	0	6
Warren, Jaylen, Pit.	4	4	0	0	0	24	Dobbins, J.K., Bal.	1	1	0	0	0	6
Alie-Cox, Mo, Ind.	3	0	3	0	1	20	Douglas, Rasul, Buf.	1	0	0	1	0	6
* Stroud, C.J., Hou.	3	3	0	0	1	20	Echols, Brandin, NYJ	1	0	0	1	0	6
Westbrook-Ikhine, Nick, Ten.	3	0	3	0	1	20	Edwards, Mike, K.C.	1	0	0	1	0	6
Beckham, Odell, Bal.	3	0	3	0	0	18	Epenesa, A.J., Buf.	1	0	0	1	0	6
Bell, David, Cle.	3	0	3	0	0	18	Erickson, Alex, LA-C	1	0	1	0	0	6
Browning, Jake, Cin.	3	3	0	0	0	18	Fehoko, Simi, LA-C	1	0	1	0	0	6
Bryant, Harrison, Cle.	3	0	3	0	0	18	Fields II, Tony, Cle.	1	0	0	1	0	6
Everett, Gerald, LA-C	3	0	3	0	0	18	Gordon, Melvin, Bal.	1	1	0	0	0	6
Herbert, Justin, LA-C	3	3	0	0	0	18	Granson, Kyle, Ind.	1	0	1	0	0	6
Humphrey, Lil'Jordan, Den.	3	0	3	0	0	18	Guyton, Jalen, LA-C	1	0	1	0	0	6
Kirk, Christian, Jac.	3	0	3	0	0	18	Hall, Bryce, NYJ	1	0	0	1	0	6
* McLaughlin, Jaleel, Den.	3	1	2	0	0	18	Hamilton, Kyle, Bal.	1	0	0	1	0	6
Minshew, Gardner, Ind.	3	3	0	0	0	18	Harris, Damien, Buf.	1	1	0	0	0	6
Pierce, Dameon, Hou.	3	2	0	1	0	18	Harris, Kevin, N.E.	1	1	0	0	0	6
* Spears, Tyjae, Ten.	3	2	1	0	0	18	Harrison, Ronnie, Ind.	1	0	0	1	0	6
Trautman, Adam, Den.	3	0	3	0	0	18	* Hickman, Ronnie, Cle.	1	0	0	1	0	6
Watson, Justin, K.C.	3	0	3	0	0	18	Highsmith, Alex, Pit.	1	0	0	1	0	6
Wilson, Ced, Mia.	3	0	3	0	0	18	Holland, Jevon, Mia.	1	0	0	1	0	6
Wilson, Garrett, NYJ	3	0	3	0	0	18	Hudson, Tanner, Cin.	1	0	1	0	0	6

## 2023 INDIVIDUAL STATISTICS—SCORING

	TD	TDR	TDP	TDM	2-PT.	PTS
Irwin, Trenton, Cin.	1	0	1	0	0	6
Jenkins, John, L.V.	1	0	0	1	0	6
Johnson, Jermaine, NYJ	1	0	0	1	0	6
Johnson, Ty, Buf.	1	0	1	0	0	6
* Jones, Charlie, Cin.	1	0	0	1	0	6
Kolar, Charlie, Bal.	1	0	1	0	0	6
Krull, Lucas, Den.	1	0	1	0	0	6
Lazard, Allen, NYJ	1	0	1	0	0	6
* Levis, Will, Ten.	1	1	0	0	0	6
Molden, Elijah, Ten.	1	0	0	1	0	6
Montgomery, D.J., Ind.	1	0	1	0	0	6
Moore, Skyy, K.C.	1	0	1	0	0	6
Morris, Quintin, Buf.	1	0	1	0	0	6
Newsome II, Greg, Cle.	1	0	0	1	0	6
Nichols, Bilal, L.V.	1	0	0	1	0	6
* O'Connell, Aidan, L.V.	1	1	0	0	0	6
Okonkwo, Chigoziem, Ten.	1	0	1	0	0	6
Oluokun, Foye, Jac.	1	0	0	1	0	6
Perine, Samaje, Den.	1	1	0	0	0	6
Peters, Marcus, L.V.	1	0	0	1	0	6
Pickett, Kenny, Pit.	1	1	0	0	0	6
Rankins, Sheldon, Hou.	1	0	0	1	0	6
Reagor, Jalen, N.E.	1	0	0	1	0	6
Ricard, Patrick, Bal.	1	0	1	0	0	6
Sherfield, Trent, Buf.	1	0	1	0	0	6
Sieler, Zach, Mia.	1	0	0	1	0	6
Simmons, Jeffery, Ten.	1	0	1	0	0	6
Smart, Stone, LA-C	1	0	1	0	0	6
Smith, Irv, Cin.	1	0	1	0	0	6
Smith-Schuster, JuJu, N.E.	1	0	1	0	0	6
Stick, Easton, LA-C	1	1	0	0	0	6
* Strange, Brenton, Jac.	1	0	1	0	0	6
Strong, Pierre, Cle.	1	1	0	0	0	6
Stuard, Grant, Ind.	1	0	0	1	0	6
Tannehill, Ryan, Ten.	1	1	0	0	0	6
Taylor-Britt, Cam, Cin.	1	0	0	1	0	6
Toney, Kadarius, K.C.	1	0	1	0	0	6
Uzomah, C.J., NYJ	1	0	1	0	0	6
Valdes-Scantling, M., K.C.	1	0	1	0	0	6
Van Ginkel, Andrew, Mia.	1	0	0	1	0	6
Wallace, Tylan, Bal.	1	0	0	1	0	6
Watt, T.J., Pit.	1	0	0	1	0	6
White, Zamir, L.V.	1	1	0	0	0	6
* Whyte, Josh, Ten.	1	0	1	0	0	6
Williams, Darius, Jac.	1	0	0	1	0	6
Williams, Mike, LA-C	1	0	1	0	0	6
Woods, Robert, Hou.	1	0	1	0	0	6
Zappe, Bailey, N.E.	1	1	0	0	0	6
Ogunbowale, Dare, Hou.	0	0	0	0	0	3
Burton, Michael, Den.	0	0	0	0	1	2
Davis, Ashtyn, NYJ	0	0	0	0	0	^2
Hooker, Amani, Ten.	0	0	0	0	0	2
Judon, Matt, N.E.	0	0	0	0	0	^2
Killebrew, Miles, Pit.	0	0	0	0	0	^2
Pipkins, Trey, LA-C	0	0	0	0	1	2
* Speed, Ameer, Ind.	0	0	0	0	0	^2
* Thompson-Robinson, D., Cle.	0	0	0	0	1	2
Wilson, Zach, NYJ	0	0	0	0	1	2

^Safety; Team safety credited to Baltimore, Denver, Las Vegas, N.Y. Jets;

#Scored kicking extra point

### NFC—INDIVIDUAL SCORERS

KICKERS	XP	XPA	FG	FGA	PTS
Aubrey, Brandon, Dal.	49	52	36	38	157
Myers, Jason, Sea.	33	33	35	42	138
Santos, Cairo, Chi.	31	33	35	38	136
Elliott, Jake, Phi.	45	46	30	32	135
* Grupe, Blake, N.O.	40	40	30	37	130
Koo, Younghoe, Atl.	27	28	32	37	123
* Moody, Jake, S.F.	60	61	21	25	123

	XP	XPA	FG	FGA	PTS
McLaughlin, Chase, T.B.	33	33	29	31	120
* Carlson, Anders, G.B.	34	39	27	33	115
Joseph, Greg, Min.	36	38	24	30	108
Prater, Matt, Ariz.	22	23	28	33	106
Pineiro, Eddy, Car.	17	20	25	29	92
Slye, Joey, Was.	32	35	19	24	89
Havrisik, Lucas, LA-R	19	22	15	20	64
Maher, Brett, LA-R	13	15	17	23	64
Gano, Graham, NY-G	8	8	11	17	41
Badgley, Mike, Det.	13	15	4	4	25
Bullock, Randy, NY-G	10	10	5	6	25
Crosby, Mason, NY-G	6	7	5	7	21
Gillan, Jamie, NY-G	0	0	1	1	3
Wright, Matthew, Car.	0	0	0	1	0

### NONKICKERS

	TD	TDR	TDP	TDM	2-PT.	PTS
McCaffrey, Christian, S.F.	21	14	7	0	0	126
Williams, Kyren, LA-R	15	12	3	0	1	92
Hurts, Jalen, Phi.	15	15	0	0	0	90
Lamb, CeeDee, Dal.	14	2	12	0	1	86
Montgomery, David, Det.	13	13	0	0	1	80
Evans, Mike, T.B.	13	0	13	0	0	78
Samuel, Deebo, S.F.	12	5	7	0	0	72
* Gibbs, Jahmyr, Det.	11	10	1	0	0	66
* LaPorta, Sam, Det.	10	0	10	0	2	64
Barkley, Saquon, NY-G	10	6	4	0	1	62
* Reed, Jayden, G.B.	10	2	8	0	1	62
* Addison, Jordan, Min.	10	0	10	0	0	60
St. Brown, Amon-Ra, Det.	10	0	10	0	0	60
Robinson, Brian, Was.	9	5	4	0	1	56
Conner, James, Ariz	9	7	2	0	0	54
Moore, DJ, Chi.	9	1	8	0	0	54
Walker, Kenneth, Sea.	9	8	1	0	0	54
White, Rachaad, T.B.	9	6	3	0	0	54
Cooks, Brandin, Dal.	8	0	8	0	1	50
Doubs, Romeo, G.B.	8	0	8	0	0	48
Metcalfe, DK, Sea.	8	0	8	0	0	48
* Robinson, Bijan, Atl.	8	4	4	0	0	48
Aiyuk, Brandon, S.F.	7	0	7	0	0	42
Brown, A.J., Phi.	7	0	7	0	0	42
Kamara, Alvin, N.O.	6	5	1	0	3	42
Smith, DeVonta, Phi.	7	0	7	0	0	42
Dobbs, Joshua, Ariz-Min.	6	6	0	0	2	40
Pollard, Tony, Dal.	6	6	0	0	1	38
Hill, Taysom, N.O.	6	4	2	0	0	36
Kittle, George, S.F.	6	0	6	0	0	36
Kmet, Cole, Chi.	6	0	6	0	0	36
* Nacua, Puka, LA-R	6	0	6	0	0	36
Shaheed, Rashid, N.O.	6	0	5	1	0	36
Swift, D'Andre, Phi.	6	5	1	0	0	36
Lockett, Tyler, Sea.	5	0	5	0	2	34
Allgeier, Tyler, Atl.	5	4	1	0	1	32
Howell, Sam, Was.	5	5	0	0	1	32
Kupp, Cooper, LA-R	5	0	5	0	1	32
Olave, Chris, N.O.	5	0	5	0	1	32
Bland, DaRon, Dal.	5	0	0	5	0	30
Chark, DJ, Car.	5	0	5	0	0	30
Ferguson, Jake, Dal.	5	0	5	0	0	30
Foreman, D'Onta, Chi.	5	4	1	0	0	30
Hockenson, T.J., Min.	5	0	5	0	0	30
Hubbard, Chuba, Car.	5	5	0	0	0	30
Jefferson, Justin, Min.	5	0	5	0	0	30
McLaurin, Terry, Was.	5	0	4	1	0	30
Reynolds, Josh, Det.	5	0	5	0	0	30
Ridder, Desmond, Atl.	5	5	0	0	0	30
Samuel, Curtis, Was.	5	1	4	0	0	30
Watson, Christian, G.B.	5	0	5	0	0	30
Otton, Cade, T.B.	4	0	4	0	1	26
Thielen, Adam, Car.	4	0	4	0	1	26
Thomas, Logan, Was.	4	0	4	0	1	26
Brown, Marquise, Ariz	4	0	4	0	0	24



## 2023 INDIVIDUAL STATISTICS—SCORING

	TD	TDR	TDP	TDM	2-PT.	PTS		TD	TDR	TDP	TDM	2-PT.	PTS
Dotson, Jahan, Was.	4	0	4	0	0	24	Brown, Tre, Sea.	1	0	0	1	0	6
Dowdle, Rico, Dal.	4	2	2	0	0	24	Cager, Lawrence, NY-G	1	0	1	0	0	6
Fields, Justin, Chi.	4	4	0	0	0	24	* Carter, Jalen, Phi.	1	0	0	1	0	6
Graham, Jimmy, N.O.	4	0	4	0	0	24	Carter, Michael, Ariz.	1	0	1	0	0	6
Johnson, Juwan, N.O.	4	0	4	0	0	24	* Charbonnet, Zach, Sea.	1	1	0	0	0	6
Love, Jordan, G.B.	4	4	0	0	0	24	Claypool, Chase, Chi.	1	0	1	0	0	6
* Perry, A.T., N.O.	4	0	4	0	0	24	Crowder, Jamison, Was.	1	0	1	0	0	6
Robinson, Demarcus, LA-R	4	0	4	0	0	24	Darnold, Sam, S.F.	1	1	0	0	0	6
Slayton, Darius, NY-G	4	0	4	0	0	24	* DeVito, Tommy, NY-G	1	1	0	0	0	6
* Smith-Njigba, Jaxon, Sea.	4	0	4	0	0	24	Dissly, Will, Sea.	1	0	1	0	0	6
Turpin, KaVontae, Dal.	4	1	3	0	0	24	Edmunds, Tremaine, Chi.	1	0	0	1	0	6
* Wicks, Dontayvion, G.B.	4	0	4	0	0	24	Ertz, Zach, Ariz.	1	0	1	0	0	6
Atwell, Tutu, LA-R	3	0	3	0	1	20	Evans, Darrynton, Chi.	1	1	0	0	0	6
Godwin, Chris, T.B.	3	1	2	0	1	20	Franklin, Sam, Car.	1	0	0	1	0	6
Herbert, Khalil, Chi.	3	2	1	0	1	20	* Heath, Malik, G.B.	1	0	1	0	0	6
* Wilson, Michael, Ariz.	3	0	3	0	1	20	Heinicke, Taylor, Atl.	1	1	0	0	0	6
* Bell, Ronnie, S.F.	3	0	3	0	0	18	Hicks, Jordan, Min.	1	0	0	1	0	6
* Bobo, Jake, Sea.	3	1	2	0	0	18	* Higgins, Elijah, Ariz.	1	0	1	0	0	6
* Chandler, Ty, Min.	3	3	0	0	0	18	Hill, Troy, Car.	1	0	0	1	0	6
Gibson, Antonio, Was.	3	1	2	0	0	18	Hurst, Hayden, Car.	1	0	1	0	0	6
Goedert, Dallas, Phi.	3	0	3	0	0	18	Igbinoghene, Noah, Dal.	1	0	0	1	0	6
Hodgins, Isaiah, NY-G	3	0	3	0	0	18	Jackson, Adoree', NY-G	1	0	0	1	0	6
Jones, Aaron, G.B.	3	2	1	0	0	18	Jackson, D'Marco, N.O.	1	0	0	1	0	6
Jones, Julio, Phi.	3	0	3	0	0	18	Jennings, Jauan, S.F.	1	0	1	0	0	6
Mason, Jordan, S.F.	3	3	0	0	0	18	Johnson, Jaylon, Chi.	1	0	0	1	0	6
Mattison, Alexander, Min.	3	0	3	0	0	18	Johnson, Tyler, LA-R	1	0	1	0	0	6
McBride, Trey, Ariz.	3	0	3	0	0	18	Jones, Daniel, NY-G	1	1	0	0	0	6
Murray, Kyler, Ariz.	3	3	0	0	0	18	Kieft, Ko, T.B.	1	0	1	0	0	6
Osborn, K.J., Min.	3	0	3	0	0	18	Kirkwood, Keith, N.O.	1	0	1	0	0	6
*Palmer, Trey, T.B.	3	0	3	0	0	18	Lewis, Mercedes, Chi.	1	0	1	0	0	6
Pitts, Kyle, Atl.	3	0	3	0	0	18	* Luepke, Hunter, Dal.	1	1	0	0	0	6
Smith, Jonnu, Atl.	3	0	3	0	0	18	Mathieu, Tyrann, N.O.	1	0	0	1	0	6
Tremble, Tommy, Car.	3	0	3	0	0	18	Mayfield, Baker, T.B.	1	1	0	0	0	6
Williams, Jameson, Det.	3	1	2	0	0	18	Melton, Bo, G.B.	1	0	1	0	0	6
Gainwell, Kenneth, Phi.	2	2	0	0	1	14	* Miller, Kendre, N.O.	1	1	0	0	0	6
London, Drake, Atl.	2	0	2	0	1	14	Mooney, Darnell, Chi.	1	0	1	0	0	6
Akers, Cam, LA-R-Min.	2	2	0	0	0	12	Moore, David, T.B.	1	0	1	0	0	6
* Bagent, Tyson, Chi.	2	2	0	0	0	12	Moreau, Foster, N.O.	1	0	1	0	0	6
* Demercado, Emari, Ariz.	2	2	0	0	0	12	Mundt, Johnny, Min.	1	0	1	0	0	6
Dillon, A.J., G.B.	2	2	0	0	0	12	* Musgrave, Luke, G.B.	1	0	1	0	0	6
Dortch, Greg, Ariz.	2	0	2	0	0	12	Olszewski, Gunner, NY-G	1	0	0	1	0	6
Freeman, Royce, LA-R	2	2	0	0	0	12	Owens, Jonathan, G.B.	1	0	0	1	0	6
Gallup, Michael, Dal.	2	0	2	0	0	12	Patterson, Cordarrelle, Atl.	1	0	1	0	0	6
Goff, Jared, Det.	2	2	0	0	0	12	Pinnock, Jason, NY-G	1	0	0	1	0	6
Henderson, Darrell, LA-R	2	2	0	0	0	12	Powell, Brandon, Min.	1	0	1	0	0	6
Higbee, Tyler, LA-R	2	0	2	0	0	12	Pruitt, MyCole, Atl.	1	0	1	0	0	6
* Johnson, Roschon, Chi.	2	2	0	0	0	12	Raymond, Kalif, Det.	1	0	1	0	0	6
Jones, Tony, N.O.	2	2	0	0	0	12	Reynolds, Craig, Det.	1	1	0	0	0	6
Juszczyk, Kyle, S.F.	2	0	2	0	0	12	Sanders, Miles, Car.	1	1	0	0	0	6
* Kraft, Tucker, G.B.	2	0	2	0	0	12	Shepard, Sterling, NY-G	1	0	1	0	0	6
Miller, Scott, Atl.	2	0	2	0	0	12	Simmons, Isaiah, NY-G	1	0	0	1	0	6
Mitchell, Elijah, S.F.	2	2	0	0	0	12	* Sims, Ben, G.B.	1	0	1	0	0	6
Moore, Rondale, Ariz.	2	1	1	0	0	12	Skowronek, Ben, LA-R	1	0	1	0	0	6
Oliver, Josh, Min.	2	0	2	0	0	12	Slay, Darius, Phi.	1	0	0	1	0	6
Parkinson, Colby, Sea.	2	0	2	0	0	12	Smith, Geno, Sea.	1	1	0	0	0	6
Prescott, Dak, Dal.	2	2	0	0	0	12	Thomas, Cameron, Ariz.	1	0	0	1	0	6
Purdy, Brock, S.F.	2	2	0	0	0	12	Thomas, Michael, N.O.	1	0	1	0	0	6
Robinson, Wan'Dale, NY-G	2	1	1	0	0	12	Thompkins, Deven, T.B.	1	0	1	0	0	6
*Rodriguez, Chris, Was.	2	2	0	0	0	12	Vander Esch, Leighton, Dal.	1	0	0	1	0	6
*Schoonmaker, Luke, Dal.	2	0	2	0	0	12	Walker, Quay, G.B.	1	0	0	1	0	6
Smith-Marsette, Ihmir, Car.	2	1	0	1	0	12	Waller, Darren, NY-G	1	0	1	0	0	6
Tolbert, Jalen, Dal.	2	0	2	0	0	12	Ward, Charvarius, S.F.	1	0	0	1	0	6
Zaccheaus, Olanide, Phi.	2	0	2	0	0	12	Watkins, Quez, Phi.	1	0	1	0	0	6
* Tune, Clayton, Ariz.	1	1	0	0	1	8	Wentz, Carson, LA-R	1	1	0	0	0	6
* Allen, Davis, LA-R	1	0	1	0	0	6	Williams, Jamaal, N.O.	1	1	0	0	0	6
Barrett, Shaquil, T.B.	1	0	0	1	0	6	* Witherspoon, Devon, Sea.	1	0	0	1	0	6
Bates, Jessie, Atl.	1	0	0	1	0	6	Wonnum, D.J., Min.	1	0	0	1	0	6
* Branch, Brian, Det.	1	0	0	1	0	6	Wright, Brock, Det.	1	0	1	0	0	6
Breida, Matt, NY-G	1	1	0	0	0	6	Gillan, Jamie, NY-G	0	0	0	0	0	3
Brooks, Jordyn, Sea.	1	0	0	1	0	6	Blackshear, Raheem, Car.	0	0	0	0	1	2
Brown, Dyami, Was.	1	0	1	0	0	6	Campbell, Calais, Atl.	0	0	0	0	0	^2
* Brown, Sydney, Phi.	1	0	0	1	0	6	Golston, Chauncey, Dal.	0	0	0	0	1	2

## 2023 INDIVIDUAL/TEAM STATISTICS—SCORING

	TD	TDR	TDP	TDM	2-PT.	PTS
Jackson, Trishton, Min.	0	0	0	0	1	2
Morrow, Nicholas, Phi.	0	0	0	0	0	^2
O'Connor, Pat, T.B.	0	0	0	0	0	^2
Stafford, Matthew, LA-R	0	0	0	0	1	2
Toure, Samori, G.B.	0	0	0	0	1	2
Williams, Sam, Dal.	0	0	0	0	0	^2
* Young, Bryce, Car.	0	0	0	0	1	2

^ Safety; Team safety credited to Detroit, L.A. Rams (2), San Francisco

# Scored kicking extra point

\* Player that was a rookie in 2023

### AMERICAN FOOTBALL CONFERENCE—SCORING

	TD	TDR	TDP	TDM	XKG	XKAAtt	X2G	X2Att	FG	FGA	SAF	POINTS
Miami	61	27	30	4	58	59	0	2	24	28	0	496
Baltimore	55	26	27	2	51	52	2	2	32	37	1	483
Buffalo	54	22	29	3	49	50	3	4	24	29	0	451
Cleveland	42	15	24	3	30	33	6	9	34	37	0	396
Indianapolis	42	19	18	5	35	36	4	5	33	41	1	396
Houston	40	10	27	3	31	33	2	7	34	38	0	377
Jacksonville	41	17	22	2	35	35	3	6	30	37	0	377
Kansas City	39	9	28	2	38	38	0	1	33	35	0	371
Cincinnati	41	12	27	2	40	40	1	1	26	31	0	366
Denver	38	8	28	2	29	31	4	7	30	34	1	357
L.A. Chargers	36	11	24	1	35	35	1	1	31	33	0	346
Las Vegas	36	11	20	5	32	32	2	4	26	30	1	332
Tennessee	31	16	14	1	28	30	1	1	29	30	0	305
Pittsburgh	31	16	13	2	27	28	1	3	29	31	1	304
N.Y. Jets	22	7	11	4	16	17	3	4	36	39	3	268
New England	27	9	16	2	24	25	0	2	16	25	1	236
<b>AFC Total</b>	<b>636</b>	<b>235</b>	<b>358</b>	<b>43</b>	<b>558</b>	<b>574</b>	<b>33</b>	<b>59</b>	<b>467</b>	<b>535</b>	<b>9</b>	<b>5861</b>
<b>AFC Average</b>	<b>39.8</b>	<b>14.7</b>	<b>22.4</b>	<b>2.7</b>	<b>34.9</b>	<b>35.9</b>	<b>2.1</b>	<b>3.7</b>	<b>29.2</b>	<b>33.4</b>	<b>0.6</b>	<b>366.3</b>

### NATIONAL FOOTBALL CONFERENCE—SCORING

	TD	TDR	TDP	TDM	XKG	XKAAtt	X2G	X2Att	FG	FGA	SAF	POINTS
Dallas	57	14	36	7	49	52	4	5	36	38	1	509
San Francisco	61	27	33	1	60	61	0	0	21	25	1	491
Detroit	58	27	30	1	48	52	3	6	19	21	1	461
Philadelphia	49	22	24	3	45	46	1	2	30	32	1	433
L.A. Rams	44	18	26	0	32	37	4	6	32	43	2	404
New Orleans	44	13	28	3	40	40	4	4	30	37	0	402
Green Bay	44	10	32	2	34	39	2	5	27	33	0	383
Seattle	37	11	23	3	33	33	2	3	35	42	0	364
Chicago	37	16	19	2	31	33	1	4	35	38	0	360
Tampa Bay	37	8	28	1	33	33	2	4	29	31	1	348
Minnesota	39	7	30	2	36	38	1	1	24	30	0	344
Arizona	36	17	18	1	22	23	4	13	28	33	0	330
Washington	39	14	24	1	32	35	3	4	19	24	0	329
Atlanta	32	14	17	1	27	28	2	4	32	37	1	321
N.Y. Giants	29	10	15	4	24	25	1	4	22	31	0	266
Carolina	23	7	13	3	17	20	3	3	25	30	0	236
<b>NFC Total</b>	<b>666</b>	<b>235</b>	<b>396</b>	<b>35</b>	<b>563</b>	<b>595</b>	<b>37</b>	<b>68</b>	<b>444</b>	<b>525</b>	<b>8</b>	<b>5981</b>
<b>NFC Average</b>	<b>41.6</b>	<b>14.7</b>	<b>24.8</b>	<b>2.2</b>	<b>35.2</b>	<b>37.2</b>	<b>2.3</b>	<b>4.3</b>	<b>27.8</b>	<b>32.8</b>	<b>0.5</b>	<b>373.8</b>
<b>NFL Total</b>	<b>1302</b>	<b>470</b>	<b>754</b>	<b>78</b>	<b>1121</b>	<b>1169</b>	<b>70</b>	<b>127</b>	<b>911</b>	<b>1060</b>	<b>17</b>	<b>11842</b>
<b>NFL Average</b>	<b>40.7</b>	<b>14.7</b>	<b>23.6</b>	<b>2.4</b>	<b>35.0</b>	<b>36.5</b>	<b>2.2</b>	<b>4.0</b>	<b>28.5</b>	<b>33.1</b>	<b>0.5</b>	<b>370.1</b>

## 2023 INDIVIDUAL/TEAM STATISTICS—FIELD GOALS

### FIELD GOALS

#### FIELD-GOAL PERCENTAGE

AFC:	.967	Nick Folk, Tennessee
NFC:	.947	Brandon Aubrey, Dallas

#### FIELD GOALS

NFC:	36	Brandon Aubrey, Dallas
AFC:	35	Greg Zuerlein, N.Y. Jets

#### FIELD-GOAL ATTEMPTS

NFC:	42	Jason Myers, Seattle
AFC:	41	Matt Gay, Indianapolis

#### FIELD GOALS, GAME

AFC:	6	Justin Tucker, Baltimore at Tennessee, Oct. 15 (6 attempts)
	6	Harrison Butker, Kansas City vs. Cincinnati, Dec. 31 (6 attempts)
NFC:	5	Brandon Aubrey, Dallas vs. N.Y. Jets, Sept. 17 (5 attempts)
	5	Jason Myers, Seattle vs. Carolina, Sept. 24 (5 attempts)
	5	Jason Myers, Seattle vs. Washington, Nov. 12 (5 attempts)
	5	Blake Grupe*, New Orleans at Atlanta, Nov. 26 (6 attempts)
	5	Younghoe Koo, Atlanta vs. Indianapolis, Dec. 24 (5 attempts)

#### LONGEST FIELD GOAL

NFC:	62	Matt Prater, Arizona vs. Dallas, Sept. 24
AFC:	60	Harrison Butker, Kansas City vs. Denver, Oct. 12

#### AVERAGE YARDS MADE

NFC:	41.9	Matt Prater, Arizona
AFC:	40.5	Evan McPherson, Cincinnati

\* Player that was a rookie in 2023

### AMERICAN FOOTBALL CONFERENCE—FIELD GOALS

	FG	FGA	Pct	Long
Tennessee	29	30	.967	53
Kansas City	33	35	.943	60
L.A. Chargers	31	33	.939	55
Pittsburgh	29	31	.935	57
N.Y. Jets	36	39	.923	55
Cleveland	34	37	.919	58
Houston	34	38	.895	54
Denver	30	34	.882	52
Las Vegas	26	30	.867	54
Baltimore	32	37	.865	50
Miami	24	28	.857	57
Cincinnati	26	31	.839	56
Buffalo	24	29	.828	54
Jacksonville	30	37	.811	56
Indianapolis	33	41	.805	57
New England	16	25	.640	56
<b>AFC Total</b>	<b>467</b>	<b>535</b>	<b>----</b>	<b>60</b>
<b>AFC Average</b>	<b>29.2</b>	<b>33.4</b>	<b>.873</b>	<b>--</b>

### NATIONAL FOOTBALL CONFERENCE—FIELD GOALS

	FG	FGA	Pct	Long
Dallas	36	38	.947	60
Philadelphia	30	32	.938	61
Tampa Bay	29	31	.935	57
Chicago	35	38	.921	55
Detroit	19	21	.905	52
Atlanta	32	37	.865	54
Arizona	28	33	.848	62
San Francisco	21	25	.840	57
Carolina	25	30	.833	56
Seattle	35	42	.833	55
Green Bay	27	33	.818	53
New Orleans	30	37	.811	55
Minnesota	24	30	.800	54
Washington	19	24	.792	61
L.A. Rams	32	43	.744	54
N.Y. Giants	22	31	.710	57
<b>NFC Total</b>	<b>444</b>	<b>525</b>	<b>----</b>	<b>62</b>
<b>NFC Average</b>	<b>27.8</b>	<b>32.8</b>	<b>.846</b>	<b>--</b>
<b>League Total</b>	<b>911</b>	<b>1060</b>	<b>----</b>	<b>62</b>
<b>League Average</b>	<b>28.5</b>	<b>33.1</b>	<b>.859</b>	<b>--</b>

## 2023 INDIVIDUAL STATISTICS—FIELD GOALS

### AFC—INDIVIDUAL FIELD GOALS

	1-19 Yards	20-29 Yards	30-39 Yards	40-49 Yards	50 or Longer	Totals 29-30	Avg Yds Att	Avg Yds Made	Avg Yds Miss	Long
Folk, Nick, Ten.	0-0 ---	9-9 1.000	9-9 1.000	6-6 1.000	5-6 .833	27-28 .967	37.8	37.3	51.0	53
Fairbairn, Ka'imi, Hou.	0-0 ---	10-10 1.000	10-10 1.000	2-2 1.000	5-6 .833	27-28 .964	36.6	36.0	51.0	54
Butker, Harrison, K.C.	0-0 ---	8-8 1.000	13-15 .867	7-7 1.000	5-5 1.000	33-35 .943	37.8	37.8	37.5	60
Dicker, Cameron, LA-C	0-0 ---	7-7 1.000	8-8 1.000	9-9 1.000	7-9 .778	31-33 .939	40.1	39.4	51.5	55
Boswell, Chris, Pit.	0-0 ---	9-9 1.000	7-7 1.000	7-8 .875	6-7 .857	29-31 .935	38.4	37.4	53.0	57
Zuerlein, Greg, NYJ	0-0 ---	8-8 1.000	9-10 .900	13-14 .929	5-6 .833	35-38 .921	38.8	38.4	44.0	55
Hopkins, Dustin, Cle.	0-0 ---	8-8 1.000	7-7 1.000	10-13 .769	8-8 1.000	33-36 .917	40.1	39.6	46.0	58
Patterson, Riley, Det.-Cle.	0-0 ---	2-3 .667	11-11 1.000	2-2 1.000	1-2 .500	16-18 .889	35.4	35.0	39.0	52
Lutz, Wil, Den.	0-0 ---	11-11 1.000	12-13 .923	4-5 .800	3-5 .600	30-34 .882	35.0	33.0	49.5	52
Carlson, Daniel, L.V.	0-0 ---	10-10 1.000	6-7 .857	9-10 .900	1-3 .333	26-30 .867	35.5	34.2	44.0	54
Tucker, Justin, Bal.	0-0 ---	10-10 1.000	10-10 1.000	11-12 .917	1-5 .200	32-37 .865	38.1	35.5	54.4	50
Sanders, Jason, Mia.	0-0 ---	6-6 1.000	7-7 1.000	6-8 .750	5-7 .714	24-28 .857	39.8	38.2	49.5	57
McPherson, Evan, Cin.	0-0 ---	5-5 1.000	6-6 1.000	8-8 1.000	7-12 .583	26-31 .839	42.5	40.5	53.4	56
Bass, Tyler, Buf.	0-0 ---	4-4 1.000	12-13 .923	4-6 .667	4-6 .667	24-29 .828	38.9	37.4	45.8	54
McManus, Brandon, Jac.	0-0 ---	4-4 1.000	10-10 1.000	11-13 .846	5-10 .500	30-37 .811	42.0	39.8	51.3	56
Gay, Matt, Ind.	0-0 ---	9-9 1.000	9-10 .900	7-9 .778	8-13 .615	33-41 .805	41.3	38.7	52.0	57
* Ryland, Chad, N.E.	0-0 ---	4-4 1.000	5-7 .714	5-10 .500	2-4 .500	16-25 .640	40.8	38.1	45.6	56
(Nonqualifiers)										
Ammendola, Matt, Hou.	0-0 ---	2-2 1.000	3-3 1.000	1-2 .500	0-2 .000	6-9 .667	40.7	35.0	52.0	45
Ogunbowale, Dare, Hou.	0-0 ---	1-1 1.000	0-0 ---	0-0 ---	0-0 ---	1-1 1.000	29.0	29.0	---	29
Seibert, Austin, NYJ	0-0 ---	0-0 ---	1-1 1.000	0-0 ---	0-0 ---	1-1 1.000	34.0	34.0	---	34
<b>AFC Totals .</b>	<b>0-0 ---</b>	<b>125-125 1.000</b>	<b>145-154 .942</b>	<b>120-142 .845</b>	<b>77-114 .675</b>	<b>467-535 .873</b>	<b>39.0</b>	<b>37.5</b>	<b>49.1</b>	<b>60</b>
<b>NFL Totals</b>	<b>1-1 1.000</b>	<b>239-243 .984</b>	<b>294-311 .945</b>	<b>219-275 .796</b>	<b>158-230 .687</b>	<b>911-1060 .859</b>	<b>39.1</b>	<b>37.6</b>	<b>47.9</b>	<b>62</b>

## 2023 INDIVIDUAL STATISTICS—FIELD GOALS

### NFC—INDIVIDUAL FIELD GOALS

	1-19 Yards	20-29 Yards	30-39 Yards	40-49 Yards	50 or Longer	Totals 36-38	Avg Yds Att	Avg Yds Made	Avg Yds Miss	Long
Aubrey, Brandon, Dal.	0-0 ---	9-9 1.000	13-15 .867	4-4 1.000	10-10 1.000	36-38 .947	37.8	38.1	34.0	60
Elliott, Jake, Phi.	0-0 ---	9-9 1.000	7-8 .875	7-7 1.000	7-8 .875	30-32 .938	39.5	39.1	46.0	61
McLaughlin, Chase, T.B.	0-0 ---	8-8 1.000	12-12 1.000	2-3 .667	7-8 .875	29-31 .935	38.5	38.0	45.0	57
Santos, Cairo, Chi.	0-0 ---	9-9 1.000	11-11 1.000	8-10 .800	7-8 .875	35-38 .921	38.9	38.2	47.7	55
Koo, Younghoe, Atl.	0-0 ---	10-10 1.000	10-10 1.000	9-11 .818	3-6 .500	32-37 .865	37.9	36.3	48.2	54
Pineiro, Eddy, Car.	0-0 ---	6-6 1.000	7-7 1.000	7-9 .778	5-7 .714	25-29 .862	40.6	39.1	49.5	56
Prater, Matt, Ariz	0-0 ---	6-6 1.000	7-8 .875	6-7 .857	9-12 .750	28-33 .848	42.8	41.9	47.8	62
* Moody, Jake, S.F.	0-0 ---	7-7 1.000	8-9 .889	4-6 .667	2-3 .667	21-25 .840	36.6	35.4	43.3	57
Myers, Jason, Sea.	0-0 ---	8-8 1.000	11-12 .917	12-14 .857	4-8 .500	35-42 .833	39.4	37.4	49.0	55
* Carlsson, Anders, G.B.	0-0 ---	6-6 1.000	14-14 1.000	4-8 .500	3-5 .600	27-33 .818	38.2	35.9	48.7	53
* Grupe, Blake, N.O.	0-0 ---	10-12 .833	6-6 1.000	8-10 .800	6-9 .667	30-37 .811	39.2	38.0	44.0	55
Joseph, Greg, Min.	1-1 1.000	7-7 1.000	9-9 1.000	3-6 .500	4-7 .571	24-30 .800	37.6	34.6	49.3	54
Slye, Joey, Was.	0-0 ---	2-3 .667	7-7 1.000	7-9 .778	3-5 .600	19-24 .792	41.8	40.5	46.8	61
Havrisik, Lucas, LA-R	0-0 ---	8-8 1.000	3-3 1.000	2-6 .333	2-3 .667	15-20 .750	36.0	32.5	46.4	52
Maher, Brett, LA-R	0-0 ---	3-3 1.000	4-4 1.000	7-9 .778	3-7 .429	17-23 .739	43.0	39.9	51.8	54
Gano, Graham, NY-G	0-0 ---	2-2 1.000	3-5 .600	3-6 .500	3-4 .750	11-17 .647	42.3	41.7	43.3	57
(Nonqualifiers)										
Crosby, Mason, NY-G	0-0 ---	2-2 1.000	2-2 1.000	0-1 .000	1-2 .500	5-7 .714	37.0	32.0	49.5	52
Bullock, Randy, NY-G	0-0 ---	0-0 ---	2-2 1.000	2-3 .667	1-1 1.000	5-6 .833	43.2	42.2	48.0	56
Badgley, Mike, Det.	0-0 ---	0-0 ---	3-3 1.000	1-1 1.000	0-0 ---	4-4 1.000	36.8	36.8	---	41
Gillan, Jamie, NY-G	0-0 ---	0-0 ---	0-0 ---	1-1 1.000	0-0 ---	1-1 1.000	40.0	40.0	---	40
Wright, Matthew, Car,	0-0 ---	0-0 ---	0-0 ---	0-0 ---	0-1 .000	0-1 .000	52.0	---	52.0	0
<b>NFC Totals</b>	<b>1-1 1.000</b>	<b>114-118 .966</b>	<b>149-157 .949</b>	<b>99-133 .744</b>	<b>81-116 .698</b>	<b>444-525 .846</b>	<b>39.2</b>	<b>37.8</b>	<b>46.9</b>	<b>62</b>
<b>NFL Totals</b>	<b>1-1 1.000</b>	<b>239-243 .984</b>	<b>294-311 .945</b>	<b>219-275 .796</b>	<b>158-230 .687</b>	<b>911-1060 .859</b>	<b>39.1</b>	<b>37.6</b>	<b>47.9</b>	<b>62</b>

Leader based on overall percentage, minimum 16 field goals

\* Player that was a rookie in 2023

## 2023 INDIVIDUAL STATISTICS—RUSHING

### RUSHING

#### YARDS

NFC:	1459	Christian McCaffrey, San Francisco
AFC:	1167	Derrick Henry, Tennessee

#### YARDS, GAME

AFC:	203	De'Von Achane*, Miami vs. Denver, Sept. 24 (18 attempts, 2 TD)
NFC:	175	D'Andre Swift, Philadelphia vs. Minnesota, Sept. 14 (28 attempts, 1 TD)

#### LONGEST

AFC:	83	Breece Hall, N.Y. Jets vs. Buffalo, Sept. 11 (OT)
NFC:	75	David Montgomery, Detroit at L.A. Chargers, Nov. 12 - TD

#### ATTEMPTS

AFC:	280	Derrick Henry, Tennessee
NFC:	272	Christian McCaffrey, San Francisco
	272	Rachaad White, Tampa Bay

#### ATTEMPTS, GAME

AFC:	37	N.Y. Jets at New England, Jan. 7 (178 yards, 1 TD)
NFC:	36	N.Y. Giants vs. N.Y. Jets, Oct. 29 (128 yards, 0 TD) - (OT)

#### YARDS PER ATTEMPT

AFC:	7.8	De'Von Achane*, Miami
NFC:	5.4	Christian McCaffrey, San Francisco

#### TOUCHDOWNS

AFC:	18	Raheem Mostert, Miami
NFC:	15	Jalen Hurts, Philadelphia

#### TEAM LEADERS, YARDS

AFC:	BALTIMORE, 821, Lamar Jackson; BUFFALO, 1122, James Cook; CINCINNATI, 1034, Joe Mixon; CLEVELAND, 813, Jerome Ford; DENVER, 774, Javonte Williams; HOUSTON, 898, Devin Singletary; INDIANAPOLIS, 794, Zack Moss; JACKSONVILLE, 1008, Travis Etienne; KANSAS CITY, 935, Isiah Pacheco; LAS VEGAS, 805, Josh Jacobs; L.A. CHARGERS, 628, Austin Ekeler; MIAMI, 1012, Raheem Mostert; NEW ENGLAND, 642, Ezekiel Elliott; N.Y. JETS, 994, Breece Hall; PITTSBURGH, 1035, Najee Harris; TENNESSEE, 1167, Derrick Henry.
NFC:	ARIZONA, 1040, James Conner; ATLANTA, 976, Bijan Robinson*; CAROLINA, 902, Chuba Hubbard; CHICAGO, 657, Justin Fields; DALLAS, 1005, Tony Pollard; DETROIT, 1015, David Montgomery; GREEN BAY, 656, Aaron Jones; L.A. RAMS, 1144, Kyren Williams; MINNESOTA, 700, Alexander Mattison; NEW ORLEANS, 694, Alvin Kamara; N.Y. GIANTS, 962, Saquon Barkley; PHILADELPHIA, 1049, D'Andre Swift; SAN FRANCISCO, 1459, Christian McCaffrey; SEATTLE, 905, Kenneth Walker III; TAMPA BAY, 990, Rachaad White; WASHINGTON, 733, Brian Robinson.

#### TEAM CHAMPION

AFC:	2661	Baltimore
NFC:	2399	Chicago

\* Player that was a rookie in 2023

### NFL TOP 10 RUSHERS

	Att	Yards	Avg	Long	TD
McCaffrey, Christian, S.F.	272	1459	5.4	72	14
Henry, Derrick, Ten.	280	1167	4.2	69	12
Williams, Kyren, LA-R	228	1144	5.0	56	12
Cook, James, Buf.	237	1122	4.7	42	2
Swift, D'Andre, Phi.	229	1049	4.6	43	5
Conner, James, Ariz	208	1040	5.0	44	7
Harris, Najee, Pit.	255	1035	4.1	25	8
Mixon, Joe, Cin.	257	1034	4.0	44	9
Montgomery, David, Det.	219	1015	4.6	75t	13
Mostert, Raheem, Mia.	209	1012	4.8	49	18

### AFC—INDIVIDUAL RUSHERS

	Att	Yards	Avg	Long	TD
Henry, Derrick, Ten.	280	1167	4.2	69	12
Cook, James, Buf.	237	1122	4.7	42	2
Harris, Najee, Pit.	255	1035	4.1	25	8
Mixon, Joe, Cin.	257	1034	4.0	44	9
Mostert, Raheem, Mia.	209	1012	4.8	49	18
Etienne, Travis, Jac.	267	1008	3.8	62t	11
Hall, Breece, NYJ	223	994	4.5	83	5
Pacheco, Isiah, K.C.	205	935	4.6	48t	7
Singletary, Devin, Hou.	216	898	4.2	24	4
Jackson, Lamar, Bal.	148	821	5.5	30	5
Ford, Jerome, Cle.	204	813	4.0	69t	4
Edwards, Gus, Bal.	198	810	4.1	42	13
Jacobs, Josh, L.V.	233	805	3.5	63t	6
* Achane, De'Von, Mia.	103	800	7.8	76t	8
Moss, Zack, Ind.	183	794	4.3	56t	5
Warren, Jaylen, Pit.	149	784	5.3	74t	4
Williams, Javonte, Den.	217	774	3.6	21	3
Taylor, Jonathan, Ind.	169	741	4.4	49t	7
Elliott, Ezekiel, N.E.	184	642	3.5	17	3
Ekeler, Austin, LA-C	179	628	3.5	55	5
Stevenson, Rhamondre, N.E.	156	619	4.0	64t	4
Allen, Josh, Buf.	111	524	4.7	23	15
* Spears, Tyjae, Ten.	100	453	4.5	23	2
White, Zamir, L.V.	104	451	4.3	43	1
Pierce, Dameon, Hou.	145	416	2.9	22	2
Hunt, Kareem, Cle.	135	411	3.0	16t	9
* McLaughlin, Jaleel, Den.	76	410	5.4	38	1
Kelley, Joshua, LA-C	107	405	3.8	49t	2
* Mitchell, Keaton, Bal.	47	396	8.4	60	2
Mahomes, Patrick, K.C.	75	389	5.2	25	0
Hill, Justice, Bal.	84	387	4.6	41	3
Wilson, Russell, Den.	80	341	4.3	21	3
Lawrence, Trevor, Jac.	70	339	4.8	26	4
Murray, Latavius, Buf.	79	300	3.8	29	4
Strong, Pierre, Cle.	63	291	4.6	40	1
Perine, Samaje, Den.	53	238	4.5	24	1
Herbert, Justin, LA-C	52	228	4.4	35	3
Edwards-Helaire, Clyde, K.C.	70	223	3.2	20	1
Cook, Dalvin, NYJ	67	214	3.2	14	0
Wilson, Zach, NYJ	36	211	5.9	20	0
Wilson, Jeff, Mia.	41	188	4.6	15	0
* Brown, Chase, Cin.	44	179	4.1	31	0
Chubb, Nick, Cle.	28	170	6.1	20	0
* Stroud, C.J., Hou.	39	167	4.3	16	3
Sermon, Trey, Ind.	35	160	4.6	27	0
Stick, Easton, LA-C	27	144	5.3	21	1
Watson, Deshaun, Cle.	26	142	5.5	16	1
* Richardson, Anthony, Ind.	25	136	5.4	23	4
* Bigsby, Tank, Jac.	50	132	2.6	12	2
Johnson, Ty, Buf.	30	132	4.4	13	0
Browning, Jake, Cin.	27	127	4.7	21	3
Evans, Darrynton, Chi.-Mia.	32	121	3.8	13	1
Johnson, D'Ernest, Jac.	41	108	2.6	19	0
* Brooks, Chris, Mia.	19	106	5.6	52	0

## 2023 INDIVIDUAL STATISTICS—RUSHING

	Att	Yards	Avg	Long	TD
* Davis, Derius, LA-C	14	101	7.2	51	0
Minshew, Gardner, Ind.	34	100	2.9	23	3
Jones, Mac, N.E.	26	96	3.7	18	0
Spiller, Isaiah, LA-C	37	96	2.6	8	0
Harris, Damien, Buf.	23	94	4.1	11	1
Abdullah, Ameer, L.V.	15	89	5.9	12	0
Burrow, Joe, Cin.	31	88	2.8	20	0
Goodson, Tyler, Ind.	13	87	6.7	31	0
Zappe, Bailey, N.E.	17	83	4.9	18	1
Gordon, Melvin, Bal.	26	81	3.1	22	1
Perine, La'Mical, K.C.	22	77	3.5	10	0
* Tucker, Tre, L.V.	10	77	7.7	34	0
Tagovailoa, Tua, Mia.	35	74	2.1	9	0
Tannehill, Ryan, Ten.	17	74	4.4	23	1
* Abanikanda, Israel, NYJ	22	70	3.2	12	0
Williams, Trayveon, Cin.	15	69	4.6	15	0
* Gipson, Xavier, NYJ	8	68	8.5	18	1
Harris, Kevin, N.E.	16	65	4.1	18t	1
* Thompson-Robinson, D., Cle.	14	65	4.6	12	0
Ahmed, Salvon, Mia.	22	61	2.8	10	1
McKinnon, Jerick, K.C.	21	60	2.9	10	1
Austin, Calvin, Pit.	11	57	5.2	12	1
* Lewis, Will, Ten.	25	57	2.3	11	1
* Flowers, Zay, Bal.	8	56	7.0	37t	1
Huntley, Tyler, Bal.	15	55	3.7	11	0
Pickett, Kenny, Pit.	42	54	1.3	11	1
Trubisky, Mitchell, Pit.	16	54	3.4	15	2
* Dell, Tank, Hou.	11	51	4.6	13	0
Thornton, Tyquan, N.E.	3	51	17.0	39	0
* Hutchinson, Xavier, Hou.	5	49	9.8	17	0
Gabbert, Blaine, K.C.	7	45	6.4	25	0
* Douglas, Demario, N.E.	8	41	5.1	20	0
Fournette, Leonard, Buf.	12	40	3.3	9	0
Sieman, Trevor, NYJ	11	40	3.6	13	0
Garoppolo, Jimmy, L.V.	20	39	2.0	9	0
Moore, Chris, Ten.	2	39	19.5	38	0
Beathard, C.J., Jac.	8	35	4.4	19	0
Ogunbowale, Dare, Hou.	8	35	4.4	17	0
Driskel, Jeff, Cle.	7	33	4.7	13	0
Goodwin, Marquise, Cle.	4	33	8.3	20	0
Bolden, Brandon, L.V.	4	31	7.8	26t	1
Toney, Kadarius, K.C.	11	31	2.8	14	0
* Mims, Marvin, Den.	9	30	3.3	11	0
Walker, P.J., Cle.	13	30	2.3	9	0
Meyers, Jakobi, L.V.	4	24	6.0	17t	2
Boone, Mike, Hou.	5	23	4.6	11	0
Moore, Skyy, K.C.	3	23	7.7	11	0
Ridley, Calvin, Jac.	9	23	2.6	18	0
Dobbins, J.K., Bal.	8	22	2.8	4t	1
Ezukanma, Erik, Mia.	5	22	4.4	12	0
Willis, Malik, Ten.	5	21	4.2	11	0
Bateman, Rashod, Bal.	1	18	18.0	18	0
Burks, Treyton, Ten.	5	18	3.6	9	0
Carter, DeAndre, L.V.	3	18	6.0	15	0
Pickens, George, Pit.	3	18	6.0	16	0
Reagor, Jalen, N.E.	1	17	17.0	17	0
Duvernay, Devin, Bal.	4	15	3.8	8	0
Hill, Tyreek, Mia.	6	15	2.5	14	0
McKenzie, Isaiah, Ind.	3	14	4.7	7	0
* Jones, Charlie, Cin.	2	13	6.5	7	0
Evans, Chris, Cin.	2	12	6.0	7	0
Waddle, Jaylen, Mia.	3	12	4.0	12	0
Berrios, Braxton, Mia.	1	11	11.0	11	0
Boyd, Tyler, Cin.	2	11	5.5	6	0
Moore, Elijah, Cle.	9	11	1.2	19	0
* O'Connell, Aidan, L.V.	17	11	0.6	3	1
Ward, Jonathan, Ten.	3	11	3.7	8	0
Everett, Gerald, LA-C	3	10	3.3	6	0
Funk, Jake, Ind.	2	10	5.0	7	0

	Att	Yards	Avg	Long	TD
Shakir, Khalil, Buf.	1	10	10.0	10	0
Burton, Michael, Den.	7	9	1.3	4	0
Hopkins, DeAndre, Ten.	2	9	4.5	5	0
* Johnson, Quentin, LA-C	3	9	3.0	6	0
Mills, Davis, Hou.	2	9	4.5	9	0
Montgomery, Ty, N.E.	3	9	3.0	7	0
Bryant, Harrison, Cle.	5	8	1.6	2	0
Rudolph, Mason, Pit.	10	8	0.8	7	0
Stidham, Jarrett, Den.	9	8	0.9	4	0
* Tillman, Cedric, Cle.	1	8	8.0	8	0
Collins, Nico, Hou.	1	7	7.0	7	0
Woods, Robert, Hou.	1	7	7.0	7	0
Allen, Keenan, LA-C	2	6	3.0	4	0
* Dotson, Elijah, LA-C	4	6	1.5	2	0
Kirk, Christian, Jac.	1	6	6.0	6	0
Okonkwo, Chigozie, Ten.	2	6	3.0	4	0
Palmer, Josh, LA-C	1	6	6.0	6	0
Boyle, Tim, NYJ	4	5	1.3	2	0
Diggs, Stefan, Buf.	1	5	5.0	5	0
Bawden, Nick, NYJ	2	4	2.0	3	1
Bourne, Kendrick, N.E.	1	4	4.0	4	0
Metchie, John, Hou.	1	4	4.0	4	0
Beck, Andrew, Hou.	5	3	0.6	2	1
Davis, Ashtyn, NYJ	2	3	1.5	4	0
Hardman, Mecole, K.C.	1	3	3.0	3	0
Williams, Mike, LA-C	1	3	3.0	3	0
Flacco, Joe, Cle.	9	2	0.2	3	0
Granson, Kylan, Ind.	1	2	2.0	2	0
Hooker, Amani, Ten.	1	2	2.0	2	0
Gray, Noah, K.C.	1	1	1.0	1	0
* Hull, Evan, Ind.	1	1	1.0	1	0
Keenum, Case, Hou.	2	1	0.5	1	0
Sims, Steven, Hou.	1	1	1.0	1	0
Andrews, Mark, Bal.	1	0	0.0	0	0
Conklin, Tyler, NYJ	1	0	0.0	0	0
Harty, Deonte, Buf.	4	0	0.0	4	0
Heyward, Connor, Pit.	1	0	0.0	0	0
Ingold, Alec, Mia.	2	0	0.0	0	0
Niemann, Nick, LA-C	1	0	0.0	0	0
Wilson, Garrett, NYJ	4	0	0.0	6	0
* Zentner, Ty, Ten.	1	0	0.0	0	0
Brown, Noah, Hou.	1	-1	-1.0	-1	0
Agnew, Jamal, Jac.	4	-2	-0.5	1	0
Davis, Gabe, Buf.	1	-2	-2.0	-2	0
Barkley, Matt, Jac.	3	-3	-1.0	-1	0
Hoyer, Brian, L.V.	3	-3	-1.0	-1	0
* Rice, Rashee, K.C.	1	-3	-3.0	-3	0
Chase, Ja'Marr, Cin.	3	-6	-2.0	2	0
White, Mike, Mia.	8	-9	-1.1	0	0
Stonehouse, Ryan, Ten.	1	-11	-11.0	-11	0
Allen, Kyle, Buf.	13	-13	-1.0	0	0
Johnston, Cameron, Hou.	1	-23	-23.0	-23	0

t = Touchdown; Leader based on most yards gained

\* Player that was a rookie in 2023

### NFC—INDIVIDUAL RUSHERS

	Att	Yards	Avg	Long	TD
McCaffrey, Christian, S.F.	272	1459	5.4	72	14
Williams, Kyren, LA-R	228	1144	5.0	56	12
Swift, D'Andre, Phi.	229	1049	4.6	43	5
Conner, James, Ariz	208	1040	5.0	44	7
Montgomery, David, Det.	219	1015	4.6	75t	13
Pollard, Tony, Dal.	252	1005	4.0	31	6
White, Rachaad, T.B.	272	990	3.6	38	6
* Robinson, Bijan, Atl.	214	976	4.6	38	4
Barkley, Saquon, NY-G	247	962	3.9	36	6
* Gibbs, Jahmyr, Det.	182	945	5.2	36	10

## 2023 INDIVIDUAL STATISTICS—RUSHING

	Att	Yards	Avg	Long	TD		Att	Yards	Avg	Long	TD
Walker, Kenneth, Sea.	219	905	4.1	45	8	Mariota, Marcus, Phi.	8	52	6.5	17	0
Hubbard, Chuba, Car.	238	902	3.8	22	5	Jones, Velus, Chi.	8	51	6.4	17	0
Robinson, Brian, Was.	178	733	4.1	29	5	* Gray, Eric, NY-G	17	48	2.8	12	0
Mattison, Alexander, Min.	180	700	3.9	21	0	Blackshear, Raheem, Car.	14	46	3.3	9	0
Kamara, Alvin, N.O.	180	694	3.9	17	5	Williams, Damien, Ariz	11	43	3.9	9	0
Allgeier, Tyler, Atl.	186	683	3.7	31t	4	Vaughn, Ke'Shawn, T.B.	24	42	1.8	9	0
Fields, Justin, Chi.	124	657	5.3	39	4	* Scott, Tyler, Chi.	7	41	5.9	16	0
Jones, Aaron, G.B.	142	656	4.6	39	2	Carr, Derek, N.O.	32	40	1.3	10	0
Dillon, A.J., G.B.	178	613	3.4	40	2	* Vaughn, Deuce, Dal.	23	40	1.7	13	0
Herbert, Khalil, Chi.	132	611	4.6	38	2	Samuel, Curtis, Was.	7	39	5.6	15	1
Hurts, Jalen, Phi.	157	605	3.9	24	15	Godwin, Chris, T.B.	4	38	9.5	19t	1
* Charbonnet, Zach, Sea.	108	462	4.3	23	1	Shaheed, Rashid, N.O.	7	37	5.3	12	0
Chandler, Ty, Min.	102	461	4.5	31	3	Dallas, DeeJay, Sea.	10	36	3.6	8	0
Sanders, Miles, Car.	129	432	3.3	48	1	Cooks, Brandin, Dal.	5	35	7.0	14	0
Foreman, D'Onta, Chi.	109	425	3.9	22	4	Penny, Rashaad, Phi.	11	33	3.0	7	0
Dobbs, Joshua, Ariz-Min.	77	421	5.5	44	6	Bowden, Lynn, N.O.	5	32	6.4	29	0
Hill, Taysom, N.O.	81	401	5.0	27	4	Atwell, Tutu, LA-R	5	31	6.2	22	0
Gainwell, Kenneth, Phi.	84	364	4.3	32	2	McCloud, Ray-Ray, S.F.	3	30	10.0	15	0
Dowdle, Rico, Dal.	89	361	4.1	21	2	* Tune, Clayton, Ariz	8	30	3.8	11	1
* Johnson, Roschon, Chi.	81	352	4.3	29	2	Williams, Jameson, Det.	3	29	9.7	19t	1
Freeman, Royce, LA-R	77	319	4.1	23t	2	Blasingame, Khari, Chi.	8	26	3.3	6	0
Williams, Jamaal, N.O.	106	306	2.9	17	1	Gore, Derrick, Was.	3	26	8.7	23	0
* Demercado, Emari, Ariz	58	284	4.9	49t	2	Cousins, Kirk, Min.	14	25	1.8	10	0
Mitchell, Elijah, S.F.	75	281	3.7	18	2	Mullens, Nick, Min.	10	25	2.5	6	0
Gibson, Antonio, Was.	65	265	4.1	16	1	St. Brown, Amon-Ra, Det.	4	24	6.0	11	0
Howell, Sam, Was.	48	263	5.5	24	5	Brown, Marquise, Ariz	2	23	11.5	29	0
* Young, Bryce, Car.	39	253	6.5	26	0	Robinson, Demarcus, LA-R	1	23	23.0	23	0
Love, Jordan, G.B.	50	247	4.9	37	4	* Tucker, Sean, T.B.	15	23	1.5	7	0
* Rodriguez, Chris, Was.	51	247	4.8	16	2	* Palmer, Trey, T.B.	3	22	7.3	13	0
Murray, Kyler, Ariz	44	244	5.5	33	3	Davis-Price, Tyrion, S.F.	6	21	3.5	15	0
Prescott, Dak, Dal.	55	242	4.4	22	2	Goff, Jared, Det.	32	21	0.7	11	2
Samuel, Deebo, S.F.	37	225	6.1	23t	5	Melton, Bo, G.B.	3	21	7.0	12	0
Jones, Daniel, NY-G	40	206	5.2	17	1	Moore, DJ, Chi.	4	21	5.3	16t	1
Mason, Jordan, S.F.	40	206	5.2	26t	3	Brightwell, Gary, NY-G	9	19	2.1	5	0
Taylor, Tyrod, NY-G	38	197	5.2	31	0	Brissett, Jacoby, Was.	3	19	6.3	10	0
* DeVito, Tommy, NY-G	36	195	5.4	26	1	* Evans, Zach, LA-R	9	19	2.1	5	0
Ridder, Desmond, Atl.	53	193	3.6	23	5	* Luepke, Hunter, Dal.	6	19	3.2	9	1
Carter, Michael, NYJ-Ariz	30	187	6.2	21	0	Rypien, Brett, LA-R	3	19	6.3	8	0
Patterson, Cordarrelle, Atl.	50	181	3.6	18	0	Powell, Brandon, Min.	5	17	3.4	9	0
Reynolds, Craig, Det.	41	179	4.4	19	1	Jackson, Deon, Ind.-NY-G	14	16	1.1	7	0
Moore, Rondale, Ariz	28	178	6.4	45t	1	Darnold, Sam, S.F.	21	15	0.7	9	1
Edmonds, Chase, T.B.	49	176	3.6	21	0	* Hall, Jaren, Min.	6	14	2.3	8	0
Akers, Cam, LA-R-Min.	60	167	2.8	19	2	Lock, Drew, Sea.	5	14	2.8	11	0
Mayfield, Baker, T.B.	62	163	2.6	31	1	Knight, Bam, Det.	3	13	4.3	8	0
* Miller, Kendre, N.O.	41	156	3.8	18	1	Nwangwu, Kene, Min.	5	13	2.6	8	0
Smith, Geno, Sea.	37	155	4.2	25	1	Dalton, Andy, Car.	3	12	4.0	10	0
Breida, Matt, NY-G	55	151	2.7	9	1	Prentice, Adam, N.O.	2	12	6.0	7	0
Purdy, Brock, S.F.	39	144	3.7	17	2	Nixon, Keisean, G.B.	1	11	11.0	11	0
Taylor, Patrick, G.B.	32	141	4.4	24	0	Watson, Christian, G.B.	4	11	2.8	13	0
Rivers, Ronnie, LA-R	32	129	4.0	10	0	Gillikin, Blake, Ariz	1	10	10.0	10	0
Heinicke, Taylor, Atl.	15	124	8.3	24t	1	Skowronek, Ben, LA-R	2	9	4.5	11	0
* Reed, Jayden, G.B.	11	119	10.8	32t	2	Ham, C.J., Min.	1	7	7.0	7	0
Lamb, CeeDee, Dal.	14	113	8.1	24	2	Juszczak, Kyle, S.F.	5	6	1.2	3	0
Henderson, Darrell, LA-R	46	112	2.4	16	2	Shepard, Sterling, NY-G	1	6	6.0	6	0
Turpin, KaVontae, Dal.	11	110	10.0	46	1	Thielen, Adam, Car.	1	6	6.0	6	0
* Bagent, Tyson, Chi.	23	109	4.7	20	2	Woodside, Logan, Atl.	1	6	6.0	6	0
Jones, Tony, N.O.-Ariz	26	95	3.7	19	2	Dortch, Greg, Ariz	1	5	5.0	5	0
* Nacua, Puka, LA-R	12	89	7.4	31	0	Estridge, D'Wayne, Sea.	2	5	2.5	10	0
Robinson, Wan'Dale, NY-G	9	87	9.7	32	1	Mooney, Darnell, Chi.	2	5	2.5	3	0
Scott, Boston, Phi.	20	86	4.3	18	0	Ozigbo, Devine, Det.	3	5	1.7	4	0
* Wilson, Emanuel, G.B.	14	85	6.1	31	0	Jefferson, Van, LA-R	1	4	4.0	4	0
Raymond, Kalif, Det.	7	75	10.7	40	0	* LaPorta, Sam, Det.	1	4	4.0	4	0
Ingram, Keaontay, Ariz	35	74	2.1	14	0	* Bobo, Jake, Sea.	1	3	3.0	3t	1
Smith-Marsette, Ihmir, Car.	8	74	9.3	20t	1	Reeves-Maybin, Jalen, Det.	2	3	1.5	3	0
Stafford, Matthew, LA-R	21	65	3.1	9	0	* Addison, Jordan, Min.	1	2	2.0	2	0
Thompkins, Deven, T.B.	8	56	7.0	17	0	Kittle, George, S.F.	1	2	2.0	2	0
Wentz, Carson, LA-R	17	56	3.3	12t	1	Kmet, Cole, Chi.	3	2	0.7	1	0
Shenault, Laviska, Car.	12	55	4.6	11	0	Robinson, James, G.B.	1	2	2.0	2	0



## 2023 INDIVIDUAL/TEAM STATISTICS—RUSHING

	Att	Yards	Avg	Long	TD
Thomas, Logan, Was.	1	2	2.0	2	0
Turner, Zeke, Ariz	1	2	2.0	2	0
Corbin, Jashaun, NY-G	1	1	1.0	1	0
Goedert, Dallas, Phi.	1	1	1.0	1	0
* Wicks, Dontayvion, G.B.	1	1	1.0	1	0
Brown, Dyami, Was.	1	0	0.0	0	0
Cabinda, Jason, Det.	1	0	0.0	0	0
Drake, Kenyan, Bal.-G.B.	2	0	0.0	0	0
Hendershot, Peyton, Dal.	1	0	0.0	0	0
Hodge, KhaDarel, Atl.	1	0	0.0	0	0
* Jarrett, Rakim, T.B.	1	0	0.0	0	0
Smith, Jonnu, Atl.	1	0	0.0	0	0
Way, Tress, Was.	1	0	0.0	0	0
Trask, Kyle, T.B.	1	-1	-1.0	-1	0
Bridgewater, Teddy, Det.	2	-2	-1.0	-1	0
* Clifford, Sean, G.B.	3	-2	-.7	0	0
Taylor, Trent, Chi.	1	-2	-2.0	-2	0
Williams, Jonathan, Was.	1	-2	-2.0	-2	0
Kupp, Cooper, LA-R	1	-3	-3.0	-3	0
Peterman, Nathan, Chi.	2	-4	-2.0	-2	0
Pitts, Kyle, Atl.	1	-4	-4.0	-4	0
Rush, Cooper, Dal.	12	-5	-.4	6	0
Winston, Jameis, N.O.	5	-6	-1.2	-1	0
Hekker, Johnny, Car.	1	-11	-11.0	-11	0
Jefferson, Justin, Min.	1	-12	-12.0	-12	0

*t = Touchdown; Leader based on most yards gained*

*\* Player that was a rookie in 2023*

### AMERICAN FOOTBALL CONFERENCE—RUSHING

	Att	Yards	Avg	Long	TD
Baltimore	541	2661	4.9	60	26
Miami	456	2308	5.1	76t	27
Buffalo	512	2212	4.3	42	22
Indianapolis	479	2059	4.3	56t	19
Cleveland	518	2017	3.9	69t	15
Pittsburgh	487	2010	4.1	74t	16
Tennessee	444	1846	4.2	69	16
Denver	451	1810	4.0	38	8
Kansas City	417	1784	4.3	48t	9
Houston	444	1647	3.7	24	10
N.Y. Jets	388	1647	4.2	83	7
Jacksonville	453	1646	3.6	62t	17
L.A. Chargers	431	1642	3.8	55	11
New England	415	1627	3.9	64t	9
Las Vegas	413	1542	3.7	63t	11
Cincinnati	383	1527	4.0	44	12
<b>AFC Total</b>	<b>7232</b>	<b>29985</b>	<b>4.1</b>	<b>83</b>	<b>235</b>
<b>AFC Average</b>	<b>452.0</b>	<b>1874.1</b>	<b>4.1</b>	<b>---</b>	<b>14.7</b>

### NATIONAL FOOTBALL CONFERENCE—RUSHING

	Att	Yards	Avg	Long	TD
Chicago	534	2399	4.5	39	16
San Francisco	499	2389	4.8	72	27
Arizona	471	2365	5.0	49t	17
Detroit	500	2311	4.6	75t	27
Philadelphia	510	2190	4.3	43	22
Atlanta	522	2159	4.1	38	14
L.A. Rams	477	2045	4.3	56	18
Dallas	468	1920	4.1	46	14
Green Bay	441	1905	4.3	40	10
N.Y. Giants	454	1874	4.1	36	10
Carolina	445	1769	4.0	48	7
New Orleans	480	1742	3.6	29	13
Washington	359	1592	4.4	29	14
Seattle	382	1580	4.1	45	11
Minnesota	393	1553	4.0	31	7
Tampa Bay	439	1509	3.4	38	8
<b>NFC Total</b>	<b>7374</b>	<b>31302</b>	<b>4.2</b>	<b>75t</b>	<b>235</b>
<b>NFC Average</b>	<b>460.9</b>	<b>1956.4</b>	<b>4.2</b>	<b>---</b>	<b>14.7</b>
<b>League Total</b>	<b>14606</b>	<b>61287</b>	<b>---</b>	<b>83</b>	<b>470</b>
<b>League Average</b>	<b>456.4</b>	<b>1915.2</b>	<b>4.2</b>	<b>---</b>	<b>14.7</b>

## 2023 INDIVIDUAL STATISTICS—PASSING

### PASSING

#### HIGHEST RATING

NFC: 113.0 Brock Purdy, San Francisco  
 AFC: 102.7 Lamar Jackson, Baltimore

#### COMPLETION PERCENTAGE

AFC: 70.4 Jake Browning, Cincinnati  
 NFC: 69.5 Dak Prescott, Dallas

#### ATTEMPTS

NFC: 612 Sam Howell, Washington  
 AFC: 597 Patrick Mahomes, Kansas City

#### COMPLETIONS

NFC: 410 Dak Prescott, Dallas  
 AFC: 401 Patrick Mahomes, Kansas City

#### YARDS

AFC: 4624 Tua Tagovailoa, Miami  
 NFC: 4575 Jared Goff, Detroit

#### YARDS, GAME

AFC: 470 C.J. Stroud\*, Houston vs. Tampa Bay, Nov. 5  
 (30-42, 5 TD)  
 NFC: 411 Nick Mullens, Minnesota vs. Detroit, Dec. 24  
 (22-36, 2 TD)

#### LONGEST

NFC: 92 Dak Prescott (to CeeDee Lamb), Dallas vs.  
 Detroit, Dec. 30 - TD  
 AFC: 86 Mason Rudolph (to George Pickens),  
 Pittsburgh vs. Cincinnati, Dec. 23 - TD

#### YARDS PER ATTEMPT

NFC: 9.64 Brock Purdy, San Francisco  
 AFC: 8.26 Tua Tagovailoa, Miami

#### TOUCHDOWN PASSES

NFC: 36 Dak Prescott, Dallas  
 AFC: 29 Josh Allen, Buffalo  
 29 Tua Tagovailoa, Miami

#### TOUCHDOWN PASSES, GAME

AFC: 5 C.J. Stroud\*, Houston vs. Tampa Bay, Nov. 5  
 (30-42, 470 yards)  
 5 Lamar Jackson, Baltimore vs. Miami, Dec. 31  
 (18-21, 321 yards)  
 NFC: 5 Jared Goff, Detroit vs. Denver, Dec. 16 (24-  
 34, 278 yards)

#### LOWEST INTERCEPTION PERCENTAGE

NFC: 1.5 Derek Carr, New Orleans  
 AFC: 1.0 C.J. Stroud\*, Houston

#### TEAM CHAMPION (MOST NET YARDS)

AFC: 4514 Miami  
 NFC: 4401 Detroit

### NFL TOP 10 PASSERS

	Att	Comp	Pct Comp	Yds	Avg Gain	TD	Pct TD	Long	Int	Pct Int	Sack	Yds Lost	Rating Points
Purdy, Brock, S.F.	444	308	69.4	4280	9.64	31	7.0	76t	11	2.5	28	153	113.0
Prescott, Dak, Dal.	590	410	69.5	4516	7.65	36	6.1	92t	9	1.5	39	255	105.9
Cousins, Kirk, Min.	311	216	69.5	2331	7.50	18	5.8	62t	5	1.6	17	110	103.8
Jackson, Lamar, Bal.	457	307	67.2	3678	8.05	24	5.3	80	7	1.5	37	218	102.7
Tagovailoa, Tua, Mia.	560	388	69.3	4624	8.26	29	5.2	78t	14	2.5	29	171	101.1
Stroud, C.J., Hou.	499	319	63.9	4108	8.23	23	4.6	75t	5	1.0	38	331	100.8
Browning, Jake, Cin.	243	171	70.4	1936	7.97	12	4.9	80t	7	2.9	24	169	98.4
Wilson, Russell, Den.	447	297	66.4	3070	6.87	26	5.8	60t	8	1.8	45	258	98.0
Goff, Jared, Det.	605	407	67.3	4575	7.56	30	5.0	70t	12	2.0	30	197	97.9
Carr, Derek, N.O.	548	375	68.4	3878	7.08	25	4.6	58t	8	1.5	31	218	97.7

## 2023 INDIVIDUAL/TEAM STATISTICS—PASSING

### AMERICAN FOOTBALL CONFERENCE—PASSING

	Att	Comp	Pct Comp	Gross Yards	Sacked	Yds Lost	Net Yards	Yds/ Att	Yards/ Comp	TD	Pct TD	Long	Int	Pct Int
Miami	566	393	69.4	4698	31	184	4514	8.30	11.95	30	5.30	78t	15	2.7
Houston	592	372	62.8	4578	47	405	4173	7.73	12.31	27	4.56	75t	8	1.4
Kansas City	635	421	66.3	4383	28	195	4188	6.90	10.41	28	4.41	67	17	2.7
Jacksonville	620	412	66.5	4377	41	251	4126	7.06	10.62	22	3.55	65t	14	2.3
L.A. Chargers	632	409	64.7	4312	43	355	3957	6.82	10.54	24	3.80	79t	8	1.3
Buffalo	579	385	66.5	4306	24	152	4154	7.44	11.18	29	5.01	81t	18	3.1
Cincinnati	615	420	68.3	4257	50	362	3895	6.92	10.14	27	4.39	80t	14	2.3
Cleveland	624	355	56.9	4011	45	318	3693	6.43	11.30	24	3.85	75t	23	3.7
Indianapolis	574	355	61.8	3882	41	216	3666	6.76	10.94	18	3.14	75t	10	1.7
Baltimore	494	328	66.4	3881	41	246	3635	7.86	11.83	27	5.47	80	7	1.4
Las Vegas	557	348	62.5	3666	40	286	3380	6.58	10.53	20	3.59	50	18	3.2
Denver	513	337	65.7	3566	52	304	3262	6.95	10.58	28	5.46	60t	9	1.8
Tennessee	494	304	61.5	3512	64	445	3067	7.11	11.55	14	2.83	70	11	2.2
Pittsburgh	506	323	63.8	3421	36	258	3163	6.76	10.59	13	2.57	86t	9	1.8
New England	557	351	63.0	3392	48	323	3069	6.09	9.66	16	2.87	58t	21	3.8
N.Y. Jets	601	356	59.2	3373	64	454	2919	5.61	9.47	11	1.83	68t	15	2.5
<b>AFC Total</b>	<b>9159</b>	<b>5869</b>	<b>---</b>	<b>63615</b>	<b>695</b>	<b>4754</b>	<b>58861</b>	<b>---</b>	<b>---</b>	<b>358</b>	<b>---</b>	<b>86t</b>	<b>217</b>	<b>---</b>
<b>AFC Average</b>	<b>572.4</b>	<b>366.8</b>	<b>64.1</b>	<b>3975.9</b>	<b>43.4</b>	<b>297.1</b>	<b>3678.8</b>	<b>6.95</b>	<b>10.84</b>	<b>22.4</b>	<b>3.9</b>	<b>---</b>	<b>13.6</b>	<b>2.4</b>

### NATIONAL FOOTBALL CONFERENCE—PASSING

	Att	Comp	Pct Comp	Gross Yards	Sacked	Yds Lost	Net Yards	Yds/ Att	Yards/ Comp	TD	Pct TD	Long	Int	Pct Int
Minnesota	631	424	67.2	4700	47	341	4359	7.45	11.08	30	4.75	62t	19	3.0
Dallas	614	428	69.7	4660	40	263	4397	7.59	10.89	36	5.86	92t	10	1.6
Detroit	606	408	67.3	4606	31	205	4401	7.60	11.29	30	4.95	70t	12	2.0
San Francisco	491	336	68.4	4577	34	193	4384	9.32	13.62	33	6.72	76t	12	2.4
L.A. Rams	583	361	61.9	4300	34	237	4063	7.38	11.91	26	4.46	80	13	2.2
New Orleans	606	406	67.0	4225	35	235	3990	6.97	10.41	28	4.62	58t	11	1.8
Green Bay	581	374	64.4	4210	30	242	3968	7.25	11.26	32	5.51	77	11	1.9
Washington	636	407	64.0	4174	65	449	3725	6.56	10.26	24	3.77	51t	21	3.3
Seattle	575	371	64.5	4167	38	257	3910	7.25	11.23	23	4.00	73t	12	2.1
Philadelphia	563	369	65.5	4067	39	233	3834	7.22	11.02	24	4.26	63t	16	2.8
Tampa Bay	568	364	64.1	4044	40	232	3812	7.12	11.11	28	4.93	75t	10	1.8
Atlanta	530	327	61.7	3775	40	251	3524	7.12	11.54	17	3.21	75t	17	3.2
Arizona	555	355	64.0	3430	42	286	3144	6.18	9.66	18	3.24	69	12	2.2
Chicago	513	321	62.6	3421	50	325	3096	6.67	10.66	19	3.70	58	15	2.9
N.Y. Giants	518	338	65.3	3351	85	465	2886	6.47	9.91	15	2.90	80t	12	2.3
Carolina	586	350	59.7	3245	65	504	2741	5.54	9.27	13	2.22	48	10	1.7
<b>NFC Total</b>	<b>9156</b>	<b>5939</b>	<b>---</b>	<b>64952</b>	<b>715</b>	<b>4718</b>	<b>60234</b>	<b>---</b>	<b>---</b>	<b>396</b>	<b>---</b>	<b>92t</b>	<b>213</b>	<b>---</b>
<b>NFC Average</b>	<b>572.3</b>	<b>371.2</b>	<b>64.9</b>	<b>4059.5</b>	<b>44.7</b>	<b>294.9</b>	<b>3764.6</b>	<b>7.09</b>	<b>10.94</b>	<b>24.8</b>	<b>4.3</b>	<b>---</b>	<b>13.3</b>	<b>2.3</b>
<b>League Total</b>	<b>18315</b>	<b>11808</b>	<b>---</b>	<b>128567</b>	<b>1410</b>	<b>9472</b>	<b>119095</b>	<b>---</b>	<b>---</b>	<b>754</b>	<b>---</b>	<b>92t</b>	<b>430</b>	<b>---</b>
<b>League Average</b>	<b>572.3</b>	<b>369.0</b>	<b>64.5</b>	<b>4017.7</b>	<b>44.1</b>	<b>296.0</b>	<b>3721.7</b>	<b>7.02</b>	<b>10.89</b>	<b>23.6</b>	<b>4.1</b>	<b>---</b>	<b>13.4</b>	<b>2.3</b>

## 2023 INDIVIDUAL STATISTICS—PASSING

### AFC—INDIVIDUAL PASSERS

	Att	Comp	Pct Comp	Yds	Avg Gain	TD	Pct TD	Long	Int	Pct Int	Sack	Yds Lost	Rating Points
Jackson, Lamar, Bal.	457	307	67.2	3678	8.05	24	5.3	80	7	1.5	37	218	102.7
Tagovailoa, Tua, Mia.	560	388	69.3	4624	8.26	29	5.2	78t	14	2.5	29	171	101.1
* Stroud, C.J., Hou.	499	319	63.9	4108	8.23	23	4.6	75t	5	1.0	38	331	100.8
Browning, Jake, Cin.	243	171	70.4	1936	7.97	12	4.9	80t	7	2.9	24	169	98.4
Wilson, Russell, Den.	447	297	66.4	3070	6.87	26	5.8	60t	8	1.8	45	258	98.0
Herbert, Justin, LA-C	456	297	65.1	3134	6.87	20	4.4	60	7	1.5	29	233	93.2
Mahomes, Patrick, K.C.	597	401	67.2	4183	7.01	27	4.5	67	14	2.3	27	186	92.6
Allen, Josh, Buf.	579	385	66.5	4306	7.44	29	5.0	81t	18	3.1	24	152	92.2
Burrow, Joe, Cin.	365	244	66.8	2309	6.33	15	4.1	64t	6	1.6	24	180	91.0
Lawrence, Trevor, Jac.	564	370	65.6	4016	7.12	21	3.7	65t	14	2.5	35	224	88.5
Minschew, Gardner, Ind.	490	305	62.2	3305	6.74	15	3.1	75t	9	1.8	34	187	84.6
* Lewis, Will, Ten.	255	149	58.4	1808	7.09	8	3.1	61t	4	1.6	28	185	84.2
* O'Connell, Aidan, L.V.	343	213	62.1	2218	6.47	12	3.5	50	7	2.0	24	173	83.9
Pickett, Kenny, Pit.	324	201	62.0	2070	6.39	6	1.9	72t	4	1.2	23	173	81.4
Tannehill, Ryan, Ten.	230	149	64.8	1616	7.03	4	1.7	70	7	3.0	32	230	78.5
Wilson, Zach, NYJ	368	221	60.1	2271	6.17	8	2.2	68t	7	1.9	46	340	77.2
Jones, Mac, N.E.	345	224	64.9	2120	6.14	10	2.9	58t	12	3.5	22	127	77.0
<b>(Nonqualifiers)</b>													
Rudolph, Mason, Pit.	74	55	74.3	719	9.72	3	4.1	86t	0	0.0	6	43	118.0
Huntley, Tyler, Bal.	37	21	56.8	203	5.49	3	8.1	27t	0	0.0	4	28	99.3
Beathard, C.J., Jac.	53	40	75.5	349	6.58	1	1.9	48	0	0.0	6	27	98.7
Flacco, Joe, Cle.	204	123	60.3	1616	7.92	13	6.4	75t	8	3.9	8	57	90.2
Stidham, Jarrett, Den.	66	40	60.6	496	7.52	2	3.0	54t	1	1.5	7	46	87.7
* Richardson, Anthony, Ind.	84	50	59.5	577	6.87	3	3.6	39t	1	1.2	7	29	87.3
Stick, Easton, LA-C	174	111	63.8	1129	6.49	3	1.7	79t	1	0.6	14	122	85.6
Watson, Deshaun, Cle.	171	105	61.4	1115	6.52	7	4.1	59	4	2.3	17	85	84.3
Garoppolo, Jimmy, L.V.	169	110	65.1	1205	7.13	7	4.1	32t	9	5.3	14	101	77.7
Mills, Davis, Hou.	39	18	46.2	173	4.44	2	5.1	19	0	0.0	2	13	76.1
Trubisky, Mitchell, Pit.	107	67	62.6	632	5.91	4	3.7	26	5	4.7	7	42	71.9
Zappe, Bailey, N.E.	212	127	59.9	1272	6.00	6	2.8	48	9	4.2	25	191	68.8
Driskel, Jeff, Cle.	26	13	50.0	166	6.38	2	7.7	31t	2	7.7	3	26	63.9
Siemian, Trevor, NYJ	153	86	56.2	724	4.73	2	1.3	30	4	2.6	8	40	62.1
Keenum, Case, Hou.	53	34	64.2	291	5.49	1	1.9	41	3	5.7	6	60	61.1
Boyle, Tim, NYJ	77	48	62.3	360	4.68	1	1.3	36	4	5.2	9	64	56.2
Walker, PJ, Cle.	111	54	48.6	674	6.07	1	0.9	58	5	4.5	11	90	52.2
* Thompson-Robinson, D., Cle.	112	60	53.6	440	3.93	1	0.9	23	4	3.6	6	60	51.2
Hoyer, Brian, L.V.	42	23	54.8	231	5.50	0	0.0	48	2	4.8	1	8	50.8
Gabbert, Blaine, K.C.	35	18	51.4	185	5.29	0	0.0	37	3	8.6	1	9	31.3
<b>(Fewer than 10 attempts)</b>													
* Achane, De'Von, Mia.	0	0	---	0	---	0	---	---	0	---	1	6	---
Allen, Keenan, LA-C	2	1	50.0	49	24.50	1	50.0	49t	0	0.0	0	0	135.4
Boyd, Tyler, Cin.	1	0	0.0	0	0.00	0	0.0	---	1	100.0	0	0	0.0
Chase, Ja'Marr, Cin.	1	1	100.0	-7	-7.00	0	0.0	-7	0	0.0	0	0	79.2
Cooke, Logan, Jac.	1	1	100.0	13	13.00	0	0.0	13	0	0.0	0	0	118.8
* Cunningham, Malik, N.E.	0	0	---	0	---	0	---	---	0	---	1	5	---
* Dell, Tank, Hou.	0	0	---	0	---	0	---	---	0	---	1	1	---
Henry, Derrick, Ten.	3	2	66.7	14	4.67	2	66.7	12t	0	0.0	0	0	116.7
Heyward, Connor, Pit.	1	0	0.0	0	0.00	0	0.0	---	0	0.0	0	0	39.6
Hopkins, DeAndre, Ten.	1	0	0.0	0	0.00	0	0.0	---	0	0.0	0	0	39.6
Hudson, Tanner, Cin.	0	0	---	0	---	0	---	---	0	---	1	4	---
Jacobs, Josh, L.V.	0	0	---	0	---	0	---	---	0	---	1	4	---
Kirk, Christian, Jac.	2	1	50.0	-1	-5.00	0	0.0	-1	0	0.0	0	0	56.3
McCarron, AJ, Cin.	5	4	80.0	19	3.80	0	0.0	10	0	0.0	1	9	82.5
McKinnon, Jerick, K.C.	1	1	100.0	4	4.00	1	100.0	4t	0	0.0	0	0	122.9
Meyers, Jakobi, L.V.	3	2	66.7	12	4.00	1	33.3	9	0	0.0	0	0	113.9
Morstead, Thomas, NYJ	1	1	100.0	18	18.00	0	0.0	18	0	0.0	0	0	118.8
Rodgers, Aaron, NYJ	1	0	0.0	0	0.00	0	0.0	---	0	0.0	1	10	39.6
Singletary, Devin, Hou.	1	1	100.0	6	6.00	1	100.0	6t	0	0.0	0	0	131.3
Toney, Kadarius, K.C.	1	0	0.0	0	0.00	0	0.0	---	0	0.0	0	0	39.6
Townsend, Tommy, K.C.	1	1	100.0	11	11.00	0	0.0	11	0	0.0	0	0	112.5
White, Mike, Mia.	6	5	83.3	74	12.33	1	16.7	68t	1	16.7	0	0	118.1
Willis, Malik, Ten.	5	4	80.0	74	14.80	0	0.0	48	0	0.0	4	30	118.8
Wilson, Ced, Mia.	0	0	---	0	---	0	---	---	0	---	1	7	---
Wilson, Garrett, NYJ	1	0	0.0	0	0.00	0	0.0	---	0	0.0	0	0	39.6

t = Touchdown; Leader based on rating points, minimum 224 attempts

\* Player that was a rookie in 2023

## 2023 INDIVIDUAL STATISTICS—PASSING

### NFC—INDIVIDUAL PASSERS

	Att	Comp	Pct Comp	Yds	Avg Gain	TD	Pct TD	Long	Int	Pct Int	Sack	Yds Lost	Rating Points
Purdy, Brock, S.F.	444	308	69.4	4280	9.64	31	7.0	76t	11	2.5	28	153	113.0
Prescott, Dak, Dal.	590	410	69.5	4516	7.65	36	6.1	92t	9	1.5	39	255	105.9
Cousins, Kirk, Min.	311	216	69.5	2331	7.50	18	5.8	62t	5	1.6	17	110	103.8
Goff, Jared, Det.	605	407	67.3	4575	7.56	30	5.0	70t	12	2.0	30	197	97.9
Carr, Derek, N.O.	548	375	68.4	3878	7.08	25	4.6	58t	8	1.5	31	218	97.7
Love, Jordan, G.B.	579	372	64.2	4159	7.18	32	5.5	77	11	1.9	30	242	96.1
Mayfield, Baker, T.B.	566	364	64.3	4044	7.14	28	4.9	75t	10	1.8	40	232	94.6
Stafford, Matthew, LA-R	521	326	62.6	3965	7.61	24	4.6	80	11	2.1	30	205	92.5
Smith, Geno, Sea.	499	323	64.7	3624	7.26	20	4.0	73t	9	1.8	31	231	92.1
Murray, Kyler, Ariz	268	176	65.7	1799	6.71	10	3.7	48t	5	1.9	18	119	89.4
Hurts, Jalen, Phi.	538	352	65.4	3858	7.17	23	4.3	63t	15	2.8	36	222	89.1
Fields, Justin, Chi.	370	227	61.4	2562	6.92	16	4.3	58	9	2.4	44	285	86.3
Ridder, Desmond, Atl.	388	249	64.2	2836	7.31	12	3.1	71t	12	3.1	31	197	83.4
Dobbs, Joshua, Ariz-Min.	417	262	62.8	2464	5.91	13	3.1	69	10	2.4	30	217	79.5
Howell, Sam, Was.	612	388	63.4	3946	6.45	21	3.4	51t	21	3.4	65	449	78.9
* Young, Bryce, Car.	527	315	59.8	2877	5.46	11	2.1	48	10	1.9	62	477	73.7
<b>(Nonqualifiers)</b>													
Brissett, Jacoby, Was.	23	18	78.3	224	9.74	3	13.0	48	0	0.0	0	0	146.8
Hill, Taysom, N.O.	11	6	54.5	83	7.55	1	9.1	44	0	0.0	2	4	109.3
Wentz, Carson, LA-R	24	17	70.8	163	6.79	2	8.3	29	1	4.2	2	14	99.8
* DeVito, Tommy, NY-G	178	114	64.0	1101	6.19	8	4.5	41	3	1.7	37	196	89.2
Taylor, Tyrod, NY-G	180	116	64.4	1341	7.45	5	2.8	80t	3	1.7	17	94	89.1
Mullens, Nick, Min.	148	100	67.6	1306	8.82	7	4.7	47	8	5.4	12	105	88.4
Dalton, Andy, Car.	58	34	58.6	361	6.22	2	3.4	47t	0	0.0	3	27	88.4
Darnold, Sam, S.F.	46	28	60.9	297	6.46	2	4.3	48	1	2.2	6	40	85.1
Mariota, Marcus, Phi.	23	15	65.2	164	7.13	1	4.3	22	1	4.3	3	11	82.5
Lock, Drew, Sea.	76	48	63.2	543	7.14	3	3.9	51	3	3.9	6	26	81.2
Heinicke, Taylor, Atl.	136	74	54.4	890	6.54	5	3.7	75t	4	2.9	8	47	74.7
Rush, Cooper, Dal.	24	18	75.0	144	6.00	0	0.0	29	1	4.2	1	8	72.2
* Bagent, Tyson, Chi.	143	94	65.7	859	6.01	3	2.1	41	6	4.2	5	35	71.4
Jones, Daniel, NY-G	160	108	67.5	909	5.68	2	1.3	58	6	3.8	30	167	70.5
* Hall, Jaren, Min.	20	13	65.0	168	8.40	0	0.0	47	1	5.0	4	28	70.4
Winston, Jameis, N.O.	47	25	53.2	264	5.62	2	4.3	30	3	6.4	2	13	57.4
Rypien, Brett, LA-R	38	18	47.4	172	4.53	0	0.0	34	1	2.6	2	18	49.5
* Tune, Clayton, Ariz	21	12	57.1	62	2.95	0	0.0	14	2	9.5	7	41	22.6
<b>(Fewer than 10 attempts)</b>													
Akers, Cam, Min.	0	0	---	0	---	0	---	---	0	---	1	7	---
Brown, Dyami, Was.	1	1	100.0	4	4.00	0	0.0	4	0	0.0	0	0	83.3
Campbell, Parris, NY-G	0	0	---	0	---	0	---	---	0	---	1	8	---
* Clifford, Sean, G.B.	1	1	100.0	37	37.00	0	0.0	37	0	0.0	0	0	118.8
Dallas, DeeJay, Sea.	0	0	---	0	---	0	---	---	0	---	1	0	---
Gainwell, Kenneth, Phi.	1	1	100.0	17	17.00	0	0.0	17	0	0.0	0	0	118.8
Godwin, Chris, T.B.	1	0	0.0	0	0.00	0	0.0	---	0	0.0	0	0	39.6
Hekker, Johnny, Car.	1	1	100.0	7	7.00	0	0.0	7	0	0.0	0	0	95.8
Jefferson, Justin, Min.	1	0	0.0	0	0.00	0	0.0	---	0	0.0	0	0	39.6
London, Drake, Atl.	1	1	100.0	22	22.00	0	0.0	22	0	0.0	0	0	118.8
Mann, Braden, Phi.	1	1	100.0	28	28.00	0	0.0	28	0	0.0	0	0	118.8
Peterman, Nathan, Chi.	0	0	---	0	---	0	---	---	0	---	1	5	---
Reeves-Maybin, Jalen, Det.	1	1	100.0	31	31.00	0	0.0	31	0	0.0	0	0	118.8
Samuel, Deebo, S.F.	1	0	0.0	0	0.00	0	0.0	---	0	0.0	0	0	39.6
Smith, Jonnu, Atl.	1	0	0.0	0	0.00	0	0.0	---	0	0.0	0	0	39.6
St. Brown, Amon-Ra, Det.	0	0	---	0	---	0	---	---	0	---	1	8	---
Trask, Kyle, T.B.	1	0	0.0	0	0.00	0	0.0	---	0	0.0	0	0	39.6
* Wicks, Dontayvion, G.B.	1	1	100.0	14	14.00	0	0.0	14	0	0.0	0	0	118.8
Woodside, Logan, Atl.	4	3	75.0	27	6.75	0	0.0	12	1	25.0	1	7	53.1

t = Touchdown

Leader based on rating points, minimum 224 attempts

\* Player that was a rookie in 2023

## 2023 INDIVIDUAL STATISTICS—PASS RECEIVING

### PASS RECEIVING

#### RECEPTIONS

NFC:	135	CeeDee Lamb, Dallas
AFC:	119	Tyreek Hill, Miami

#### RECEPTIONS, GAME

AFC:	18	Keenan Allen, L.A. Chargers at Minnesota, Sept. 24 (215 yards, 0 TD)
NFC:	15	Puka Nacua*, L.A. Rams vs. San Francisco, Sept. 17 (147 yards, 0 TD)

#### YARDS

AFC:	1799	Tyreek Hill, Miami
NFC:	1749	CeeDee Lamb, Dallas

#### YARDS, GAME

AFC:	265	Amari Cooper, Cleveland at Houston, Dec. 24 (11 receptions, 2 TD)
NFC:	230	DJ Moore, Chicago at Washington, Oct. 5 (8 receptions, 3 TD)

#### LONGEST

NFC:	92	CeeDee Lamb (from Dak Prescott), Dallas vs. Detroit, Dec. 30 - TD
AFC:	86	George Pickens (from Mason Rudolph), Pittsburgh vs. Cincinnati, Dec. 23 - TD

#### YARDS PER RECEPTION

AFC:	18.1	George Pickens, Pittsburgh
NFC:	17.9	Brandon Aiyuk, San Francisco

#### TOUCHDOWNS

AFC:	13	Tyreek Hill, Miami
NFC:	13	Mike Evans, Tampa Bay

#### TEAM LEADERS, RECEPTIONS

AFC:	BALTIMORE, 77, Jay Flowers*; BUFFALO, 107, Stefon Diggs; CINCINNATI, 100, Ja'Marr Chase; CLEVELAND, 81, David Njoku; DENVER, 59, Courtland Sutton; HOUSTON, 80, Nico Collins; INDIANAPOLIS, 109, Michael Pittman; JACKSONVILLE, 114, Evan Engram; KANSAS CITY, 93, Travis Kelce; LAS VEGAS, 103, Davante Adams; L.A. CHARGERS, 108, Keenan Allen; MIAMI, 119, Tyreek Hill; NEW ENGLAND, 51, Ezekiel Elliott; N.Y. JETS, 95, Garrett Wilson; PITTSBURGH, 63, George Pickens; TENNESSEE, 75, DeAndre Hopkins.
------	---

NFC:	ARIZONA, 81, Trey McBride; ATLANTA, 69, Drake London; CAROLINA, 103, Adam Thielen; CHICAGO, 96, DJ Moore; DALLAS, 135, CeeDee Lamb; DETROIT, 119, Amon-Ra St. Brown; GREEN BAY, 64, Jayden Reed*; L.A. RAMS, 105, Puka Nacua*; MINNESOTA, 95, T.J. Hockenson; NEW ORLEANS, 87, Chris Olave; N.Y. GIANTS, 60, Wan'Dale Robinson; PHILADELPHIA, 106, A.J. Brown; SAN FRANCISCO, 75, Brandon Aiyuk; SEATTLE, 79, Tyler Lockett; TAMPA BAY, 83, Chris Godwin; WASHINGTON, 79, Terry McLaurin.
------	---

#### NFL TOP 10 PASS RECEIVERS

	No	Yards	Avg	Long	TD
Lamb, CeeDee, Dal.	135	1749	13.0	92t	12
Hill, Tyreek, Mia.	119	1799	15.1	78t	13
St. Brown, Amon-Ra, Det.	119	1515	12.7	70t	10
Engram, Evan, Jac.	114	963	8.4	34	4
Pittman, Michael, Ind.	109	1152	10.6	75t	4
Allen, Keenan, LA-C	108	1243	11.5	42	7
Diggs, Stefon, Buf.	107	1183	11.1	55t	8
Brown, A.J., Phi.	106	1456	13.7	59t	7
Nacua, Puka, LA-R	105	1486	14.2	80	6
Adams, Davante, L.V.	103	1144	11.1	46t	8
Thielen, Adam, Car.	103	1014	9.8	32	4

#### NFL TOP 10 RECEIVERS BY YARDS

	Yards	No	Avg	Long	TD
Hill, Tyreek, Mia.	1799	119	15.1	78t	13
Lamb, CeeDee, Dal.	1749	135	13.0	92t	12
St. Brown, Amon-Ra, Det.	1515	119	12.7	70t	10
Nacua, Puka, LA-R	1486	105	14.2	80	6
Brown, A.J., Phi.	1456	106	13.7	59t	7
Moore, DJ, Chi.	1364	96	14.2	58	8
Aiyuk, Brandon, S.F.	1342	75	17.9	76t	7
Collins, Nico, Hou.	1297	80	16.2	75t	8
Evans, Mike, T.B.	1255	79	15.9	75t	13
Cooper, Amari, Cle.	1250	72	17.4	75t	5

#### AFC—INDIVIDUAL RECEIVERS

	No	Yards	Avg	Long	TD
Hill, Tyreek, Mia.	119	1799	15.1	78t	13
Engram, Evan, Jac.	114	963	8.4	34	4
Pittman, Michael, Ind.	109	1152	10.6	75t	4
Allen, Keenan, LA-C	108	1243	11.5	42	7
Diggs, Stefon, Buf.	107	1183	11.1	55t	8
Adams, Davante, L.V.	103	1144	11.1	46t	8
Chase, Ja'Marr, Cin.	100	1216	12.2	76t	7
Wilson, Garrett, NYJ	95	1042	11.0	68t	3
Kelce, Travis, K.C.	93	984	10.6	53	5
Njoku, David, Cle.	81	882	10.9	43	6
Collins, Nico, Hou.	80	1297	16.2	75t	8
* Rice, Rashee, K.C.	79	938	11.9	67	7
* Flowers, Zay, Bal.	77	858	11.1	75t	5
Ridley, Calvin, Jac.	76	1016	13.4	59t	8
Hall, Brecee, NYJ	76	591	7.8	50t	4
Hopkins, DeAndre, Ten.	75	1057	14.1	61t	7
* Kincaid, Dalton, Buf.	73	673	9.2	51	2
Cooper, Amari, Cle.	72	1250	17.4	75t	5
Waddle, Jaylen, Mia.	72	1014	14.1	60t	4
Meyers, Jakobi, L.V.	71	807	11.4	33t	8
* Downs, Josh, Ind.	68	771	11.3	59t	2
Boyd, Tyler, Cin.	67	667	10.0	64	2
Pickens, George, Pit.	63	1140	18.1	86t	5
Conklin, Tyler, NYJ	61	621	10.2	37	0
Warren, Jaylen, Pit.	61	370	6.1	30	0
Sutton, Courtland, Den.	59	772	13.1	46t	10
Moore, Elijah, Cle.	59	640	10.8	42	2
Schultz, Dalton, Hou.	59	635	10.8	31	5
Etienne, Travis, Jac.	58	476	8.2	56t	1
Kirk, Christian, Jac.	57	787	13.8	57	3
Jeady, Jerry, Den.	54	758	14.0	47	2
Okonkwo, Chigoziem, Ten.	54	528	9.8	39	1
* Spears, Tyjae, Ten.	52	385	7.4	48	1
Mixon, Joe, Cin.	52	376	7.2	45	3
Johnson, Diontae, Pit.	51	717	14.1	71t	5
Ekeler, Austin, LA-C	51	436	8.5	39t	1
Everett, Gerald, LA-C	51	411	8.1	31	3
Elliott, Ezekiel, N.E.	51	313	6.1	23	2
Perine, Samajee, Den.	50	455	9.1	29	0
* Douglas, Demario, N.E.	49	561	11.4	42	0
* Dell, Tank, Hou.	47	709	15.1	68t	7
Williams, Javonte, Den.	47	228	4.9	18	2
Davis, Gabe, Buf.	45	746	16.6	57t	7
Andrews, Mark, Bal.	45	544	12.1	38	6
Cook, James, Buf.	44	445	10.1	48	4
Ford, Jerome, Cle.	44	319	7.3	50t	5
Pacheco, Isaiah, K.C.	44	244	5.5	33	2
Higgins, Tee, Cin.	42	656	15.6	80t	5
Henry, Hunter, N.E.	42	419	10.0	24t	6
Woods, Robert, Hou.	40	426	10.7	26	1
Shakir, Khalil, Buf.	39	611	15.7	81t	2
Hudson, Tanner, Cin.	39	352	9.0	26	1
Palmer, Josh, LA-C	38	581	15.3	79t	2
* Johnston, Quentin, LA-C	38	431	11.3	57	2
Stevenson, R., N.E.	38	238	6.3	34	0
Bourne, Kendrick, N.E.	37	406	11.0	36	4
Jacobs, Josh, L.V.	37	296	8.0	21	0
Beckham, Odell, Bal.	35	565	16.1	51	3
Agholor, Nelson, Bal.	35	381	10.9	37t	4
Smythe, Durham, Mia.	35	366	10.5	22	0
Jones, Zay, Jac.	34	321	9.4	36	2
Robinson, Allen, Pit.	34	280	8.2	31	0
Brown, Noah, Hou.	33	567	17.2	75t	2

## 2023 INDIVIDUAL STATISTICS—PASS RECEIVING

	No	Yards	Avg	Long	TD		No	Yards	Avg	Long	TD
Parker, DeVante, N.E.	33	394	11.9	30	0	Edwards, Gus, Bal.	12	180	15.0	80	0
Pierce, Alec, Ind.	32	514	16.1	58t	2	Smarrt, Stone, LA-C	11	155	14.1	51t	1
Batemann, Rashod, Bal.	32	367	11.5	29	1	Sherfield, Trent, Buf.	11	86	7.8	12	1
Freiermuth, Pat, Pit.	32	308	9.6	29	2	Jones, Tim, Jac.	11	83	7.5	15	0
* McLaughlin, Jaleel, Den.	31	160	5.2	22t	2	McKenzie, Isaiah, Ind.	11	82	7.5	30	0
Likely, Isaiah, Bal.	30	411	13.7	54t	5	Beck, Andrew, Hou.	11	55	5.0	26	2
Granson, Kylen, Ind.	30	368	12.3	46	1	Johnson, D'Ernest, Jac.	10	140	14.0	42	0
Singletary, Devin, Hou.	30	193	6.4	41	0	James, Richie, K.C.	10	114	11.4	45	0
Smith-Schuster, JuJu, N.E.	29	260	9.0	37	1	Guyton, Jalen, LA-C	10	89	8.9	18t	1
Gesicki, Mike, N.E.	29	244	8.4	18	2	Ogletree, Andrew, Ind.	9	147	16.3	33t	2
Harris, Najee, Pit.	29	170	5.9	32	0	Cracraft, River, Mia.	9	121	13.4	24	1
Westbrook-Ikhine, N., Ten.	28	370	13.2	33t	3	* Whyte, Josh, Ten.	9	94	10.4	24	1
Gray, Noah, K.C.	28	305	10.9	34t	2	* Mitchell, Keaton, Bal.	9	93	10.3	32	0
Henry, Derrick, Ten.	28	214	7.6	46	0	Wilcox, Mitchell, Cin.	9	56	6.2	12	0
Hill, Justice, Bal.	28	206	7.4	24	1	Krull, Lucas, Den.	8	95	11.9	35	1
Watson, Justin, K.C.	27	460	17.0	41	3	* Hutchinson, Xavier, Hou.	8	90	11.3	34	0
* Mayer, Michael, L.V.	27	304	11.3	32	2	Claypool, Chase, Chi.-Mia.	8	77	9.6	20t	1
Parham, Donald, LA-C	27	285	10.6	24	4	Uzomah, C.J., NYJ	8	58	7.3	19	1
Berrios, Braxton, Mia.	27	238	8.8	22	1	Kelley, Joshua, LA-C	8	32	4.0	6	0
* Achane, De'Von, Mia.	27	197	7.3	23	3	Reagor, Jalen, N.E.	7	138	19.7	39	0
Moss, Zack, Ind.	27	192	7.1	26	2	Kolar, Charlie, Bal.	7	87	12.4	19t	1
Toney, Kadarius, K.C.	27	169	6.3	18	1	* Jones, Charlie, Cin.	7	64	9.1	35	0
Irwin, Trenton, Cin.	25	316	12.6	32t	1	Johnson, Ty, Buf.	7	62	8.9	28t	1
Renfrow, Hunter, L.V.	25	255	10.2	38	0	* Washington, Darnell, Pit.	7	61	8.7	12	0
Hooper, Austin, L.V.	25	234	9.4	21	0	* Abanikanda, Israel, NYJ	7	43	6.1	13	0
McKinnon, Jerick, K.C.	25	192	7.7	27	4	Williams, Trayvone, Cin.	7	10	1.4	5	0
Mostert, Raheem, Mia.	25	175	7.0	22	3	Ross, Justyn, K.C.	6	53	8.8	20	0
Lazard, Allen, NYJ	23	311	13.5	39	1	* Hill, Julian, Mia.	6	48	8.0	18	0
Heyward, Connor, Pit.	23	167	7.3	13	0	Goodson, Tyler, Ind.	6	34	5.7	15	0
Moore, Chris, Ten.	22	424	19.3	49	0	Spiller, Isaiah, LA-C	6	34	5.7	10	0
* Mims, Marvin, Den.	22	377	17.1	60t	1	Doss, Keelan, LA-C	6	33	5.5	9	0
Wilson, Ced, Mia.	22	296	13.5	31t	3	* Brownlee, Jason, NYJ	5	56	11.2	24	1
Trautman, Adam, Den.	22	204	9.3	24	3	Ricard, Patrick, Bal.	5	52	10.4	28	1
Knox, Dawson, Buf.	22	186	8.5	17	2	Strong, Pierre, Cle.	5	47	9.4	41	0
Sample, Drew, Cin.	22	163	7.4	22t	2	Montgomery, Ty, N.E.	5	40	8.0	17	0
Valdes-Scantling, M., K.C.	21	315	15.0	46t	1	Cobb, Randall, NYJ	5	39	7.8	15t	1
Moore, Skyy, K.C.	21	244	11.6	54	1	* Strange, Brenton, Jac.	5	35	7.0	17	1
* Gipson, Xavier, NYJ	21	229	10.9	36	0	Bell, Blake, K.C.	5	26	5.2	8	1
* Tillman, Cedric, Cle.	21	224	10.7	23	0	Chosen, Robbie, Mia.	4	126	31.5	68t	1
* Tucker, Tre, L.V.	19	331	17.4	50	2	Goodwin, Marquise, Cle.	4	67	16.8	57	0
Johnson, Brandon, Den.	19	284	14.9	50t	4	Boone, Mike, Hou.	7	40	5.7	12	0
Williams, Mike, LA-C	19	249	13.1	49t	1	Jackson, Deon, Ind.	5	14	2.8	8	0
Taylor, Jonathan, Ind.	19	153	8.1	40	1	Carter, DeAndre, L.V.	4	39	9.8	16	0
Abdullah, Ameer, L.V.	19	131	6.9	18	0	* Adkins, Nate, Den.	4	22	5.5	11	0
* Mallory, Will, Ind.	18	207	11.5	43	0	Chubb, Nick, Cle.	4	21	5.3	10	0
Smith, Irv, Cin.	18	115	6.4	14	1	Duvernay, Devin, Bal.	4	18	4.5	10	0
Jordan, Brevin, Hou.	17	219	12.9	27	2	Harris, Kevin, N.E.	3	58	19.3	48	0
Edwards-Helaire, C., K.C.	17	188	11.1	48	1	Montgomery, D.J., Ind.	3	56	18.7	34	1
Austin, Calvin, Pit.	17	180	10.6	72t	1	Gordon, Melvin, Bal.	3	46	15.3	23	0
Murray, Latavius, Buf.	17	119	7.0	22	0	* Cooks, Elijah, Jac.	3	38	12.7	23	0
Erickson, Alex, LA-C	16	232	14.5	27	1	Perine, La'Mical, K.C.	3	33	11.0	25	0
Burks, Treyton, Ten.	16	221	13.8	70	0	Dulcich, Greg, Den.	3	25	8.3	13	0
Metchie, John, Hou.	16	158	9.9	22	0	Sims, Steven, Hou.	3	25	8.3	23	0
Ruckert, Jeremy, NYJ	16	151	9.4	23	0	Bawden, Nick, NYJ	3	21	7.0	8	0
* Washington, Parker, Jac.	16	132	8.3	19t	2	Boykin, Miles, Pit.	3	17	5.7	6	0
Ahmed, Salvon, Mia.	16	88	5.5	20	1	Sermon, Trey, Ind.	3	13	4.3	7	0
Phillips, Kyle, Ten.	15	181	12.1	29	0	Saubert, Eric, Hou.	3	12	4.0	5	0
Harly, Deonte, Buf.	15	150	10.0	43	1	Burton, Michael, Den.	3	8	2.7	4	0
Akins, Jordan, Cle.	15	132	8.8	28	0	Quitoriano, Teagan, Hou.	2	33	16.5	22	0
Hardman, Mecole, NYJ-K.C.	15	124	8.3	37	0	Drake, Kenyan, Bal.	2	31	15.5	24	0
* Iosivas, Andrei, Cin.	15	116	7.7	16	4	Yeboah, Kenny, NYJ	2	28	14.0	20	0
White, Zamir, L.V.	15	98	6.5	15	0	Morris, Quintin, Buf.	2	26	13.0	15t	1
Hunt, Kareem, Cle.	15	84	5.6	13	0	* Boutte, Kayshon, N.E.	2	19	9.5	11	0
Cook, Dalvin, NYJ	15	78	5.2	15	0	Ogunbowale, Dare, Hou.	2	18	9.0	14	0
* Davis, Derius, LA-C	15	66	4.4	18	0	Harris, Damien, Buf.	2	16	8.0	13	0
Agnew, Jamal, Jac.	14	225	16.1	65t	1	Manhertz, Chris, Den.	2	16	8.0	10	0
Bell, David, Cle.	14	167	11.9	41t	3	Dobbins, J.K., Bal.	2	15	7.5	10	0
* Brown, Chase, Cin.	14	156	11.1	54t	1	* Dotson, Elijah, LA-C	2	13	6.5	7	0
Wilson, Jeff, Mia.	14	85	6.1	12	0	Taylor, Malik, NYJ	2	13	6.5	7	0
Brown, Pharaoh, N.E.	13	208	16.0	58t	1	McFarland, Anthony, Pit.	2	11	5.5	6	0
Humphrey, LilJordan, Den.	13	162	12.5	54t	3	Wesco, Trevon, Ten.	1	21	21.0	21	0
Alie-Cox, Mo, Ind.	13	161	12.4	35t	3	Echols, Brandin, NYJ	1	18	18.0	18	0
Farrell, Luke, Jac.	13	155	11.9	42	0	Treadwell, Laquan, Bal.	1	16	16.0	16	0
Ingold, Alec, Mia.	13	119	9.2	23	0	Funk, Jake, Ind.	1	12	12.0	12	0
Pierce, Dameon, Hou.	13	101	7.8	27	0	Johnson, Jakob, L.V.	1	12	12.0	12	0
Thornton, Tyquan, N.E.	13	91	7.0	15	0	Wallace, Tylan, Bal.	1	11	11.0	11	0
Bryant, Harrison, Cle.	13	81	6.2	23	3	Herbert, Justin, LA-C	1	10	10.0	10	0

## 2023 INDIVIDUAL STATISTICS—PASS RECEIVING

	No	Yards	Avg	Long	TD		No	Yards	Avg	Long	TD
Fehoko, Simi, LA-C	1	9	9.0	9t	1	Reynolds, Josh, Det.	40	608	15.2	33	5
* Bigsby, Tank, Jac.	1	6	6.0	6	0	Moore, Rondale, Ariz	40	352	8.8	48t	1
Fotheringham, Cole, L.V.	1	6	6.0	6	0	* Wicks, Dontayvion, G.B.	39	581	14.9	35	4
* Hull, Evan, Ind.	1	6	6.0	6	0	Atwell, Tutu, LA-R	39	483	12.4	44	3
Kinsey, Mason, Ten.	1	6	6.0	6	0	Thomas, Michael, N.O.	39	448	11.5	31	1
Rader, Kevin, Ten.	1	6	6.0	6	0	* Palmer, Trey, T.B.	39	385	9.9	54	3
Horsted, Jesper, L.V.	1	4	4.0	4	0	Hubbard, Chuba, Car.	39	233	6.0	25	0
* Dowell, Colton, Ten.	1	3	3.0	3	0	Swift, D'Andre, Phi.	39	214	5.5	20	1
Gilliam, Reggie, Buf.	1	3	3.0	3	0	* Wilson, Michael, Ariz	38	565	14.9	69	3
Vannett, Nick, LA-C	1	3	3.0	3	0	Johnson, Juwan, N.O.	37	368	9.9	32	4
Lassiter, Kwamie, Cin.	1	2	2.0	2	0	Robinson, Brian, Was.	36	368	10.2	51t	4
Simmons, Jeffery, Ten.	1	2	2.0	2t	1	Chark, DJ, Car.	35	525	15.0	47t	5
Smith, Donovan, K.C.	1	0	0.0	0	0	Raymond, Kalif, Det.	35	489	14.0	41	1
Olaszewski, Gunner, Pit.	1	0	0.0	0	0	Gallup, Michael, Dal.	34	418	12.3	41t	2
* Stroud, C.J., Hou.	1	0	0.0	0	0	* Musgrave, Luke, G.B.	34	352	10.4	37	1
Evans, Chris, Cin.	1	-1	-1.0	-1	0	* Johnson, Roschon, Chi.	34	209	6.1	24	0
Browning, Jake, Cin.	1	-7	-7.0	-7	0	Hill, Taysom, N.O.	33	291	8.8	36	2
Van Roten, Greg, L.V.	0	5	---	5	0	* Charbonnet, Zach, Sea.	33	209	6.3	39	0
Strange, Cole, N.E.	0	3	---	3	0	Fant, Noah, Sea.	32	414	12.9	51	0
						Williams, Kyren, LA-R	32	206	6.4	24	3
						Mooney, Darnell, Chi.	31	414	13.4	41	1
						* Kraft, Tucker, G.B.	31	355	11.5	43	2
						Jones, Aaron, G.B.	30	233	7.8	51	1
						Mattison, Alexander, Min.	30	192	6.4	47	3
						Gainwell, Kenneth, Phi.	30	183	6.1	19	0
						Powell, Brandon, Min.	29	324	11.2	28	1
						Walker, Kenneth, Sea.	29	259	8.9	64t	1
						Watson, Christian, G.B.	28	422	15.1	77	5
						Ertz, Zach, Ariz	27	187	6.9	17	1
						Conner, James, Ariz	27	165	6.1	34	2
						Sanders, Miles, Car.	27	154	5.7	14	0
						Robinson, Demarcus, LA-R	26	371	14.3	37	4
						Bellinger, Daniel, NY-G	25	255	10.2	26	0
						Parkinson, Colby, Sea.	25	247	9.9	27	2
						Williams, Jameson, Det.	24	354	14.8	63	2
						Dortch, Greg, Ariz	24	280	11.7	38t	2
						Carter, Michael, NYJ-Ariz	24	101	4.2	10	1
						* Hyatt, Jalin, NY-G	23	373	16.2	58	0
						Tremble, Tommy, Car.	23	194	8.4	30	3
						Tolbert, Jalen, Dal.	22	268	12.2	45	2
						Dillon, A.J., G.B.	22	223	10.1	35	0
						Oliver, Josh, Min.	22	213	9.7	33	2
						Hodgins, Isaiah, NY-G	21	230	11.0	24	3
						Moreau, Foster, N.O.	21	193	9.2	23	1
						Chandler, Ty, Min.	21	159	7.6	19	0
						* Demercado, Emari, Ariz	21	119	5.7	22	0
						Jefferson, Van, LA-R-Atl.	20	209	10.5	46	0
						Herbert, Khalil, Chi.	20	134	6.7	23	1
						Campbell, Parris, NY-G	20	104	5.2	17	0
						Jennings, Jauan, S.F.	19	265	13.9	31	1
						* Bobo, Jake, Sea.	19	196	10.3	31	2
						Bates, John, Was.	19	151	7.9	35	0
						Marshall Jr., Terrace, Car.	19	139	7.3	14	0
						Hollins, Mack, Atl.	18	251	13.9	45	0
						Allgeier, Tyler, Atl.	18	193	10.7	75t	1
						Hurst, Hayden, Car.	18	184	10.2	48	1
						Williams, Jamaal, N.O.	18	62	3.4	12	0
						Dissly, Will, Sea.	17	172	10.1	21	1
						Mundt, Johnny, Min.	17	172	10.1	32	1
						* Scott, Tyler, Chi.	17	168	9.9	30	0
						Dowdle, Rico, Dal.	17	144	8.5	32	2
						Breida, Matt, NY-G	17	88	5.2	22	0
						Thompkins, Deven, T.B.	17	83	4.9	26	1
						Melton, Bo, G.B.	16	218	13.6	37	1
						Crowder, Jamison, Was.	16	159	9.9	26t	1
						Montgomery, David, Det.	16	117	7.3	19	0
						Watkins, Quez, Phi.	15	142	9.5	19	1
						* Heath, Malik, G.B.	15	125	8.3	16	1
						Hodge, KhaDarel, Atl.	14	232	16.6	52	0
						* Higgins, Elijah, Ariz	14	163	11.6	26	1
						Pringle, Byron, Was.	14	161	11.5	26	0
						Juszczyk, Kyle, S.F.	14	119	8.5	22t	2
						Edmonds, Chase, T.B.	14	81	5.8	14	0
						Peoples-Jones, D., Cle.-Det.	13	155	11.9	29	0
						Wright, Brock, Det.	13	91	7.0	25t	1
						* Perry, A.T., N.O.	12	246	20.5	44	4
						Brown, Dyami, Was.	12	168	14.0	35t	1

t = Touchdown; \* Player that was a rookie in 2023  
Leader based on receptions

### NFC—INDIVIDUAL RECEIVERS

	No	Yards	Avg	Long	TD
Lamb, CeeDee, Dal.	135	1749	13.0	92t	12
St. Brown, Amon-Ra, Det.	119	1515	12.7	70t	10
Brown, A.J., Phi.	106	1456	13.7	59t	7
* Nacua, Puka, LA-R	105	1486	14.2	80	6
Thielen, Adam, Car.	103	1014	9.8	32	4
Hooper, DJ, Chi.	96	1364	14.2	58	8
Hockenson, T.J., Min.	95	960	10.1	29	5
Olave, Chris, N.O.	87	1123	12.9	51	5
* LaPorta, Sam, Det.	86	889	10.3	48	10
Godwin, Chris, T.B.	83	1024	12.3	47t	2
Smith, DeVonta, Phi.	81	1066	13.2	63t	7
McBride, Trey, Ariz	81	825	10.2	38	3
Evans, Mike, T.B.	79	1255	15.9	75t	13
McLaurin, Terry, Was.	79	1002	12.7	48	4
Lockett, Tyler, Sea.	79	894	11.3	37	5
Aiyuk, Brandon, S.F.	75	1342	17.9	76t	7
Kamara, Alvin, N.O.	75	466	6.2	25	1
Kmet, Cole, Chi.	73	719	9.8	53	6
Ferguson, Jake, Dal.	71	761	10.7	40	5
* Addison, Jordan, Min.	70	911	13.0	62t	10
London, Drake, Atl.	69	905	13.1	45	2
Jefferson, Justin, Min.	68	1074	15.8	52t	5
McCaffrey, Christian, S.F.	67	564	8.4	41t	7
Metcalfe, DK, Sea.	66	1114	16.9	73t	8
Kittle, George, S.F.	65	1020	15.7	66t	6
* Reed, Jayden, G.B.	64	793	12.4	59	8
White, Rachaad, T.B.	64	549	8.6	43t	3
* Smith-Njigba, Jaxon, Sea.	63	628	10.0	35	4
Samuel, Curtis, Was.	62	613	9.9	37	4
Samuel, Deebo, S.F.	60	892	14.9	54t	7
Robinson, Wan'Dale, NY-G	60	525	8.8	33	1
Kupp, Cooper, LA-R	59	737	12.5	62t	5
Doubs, Romeo, G.B.	59	674	11.4	36	8
Goedert, Dallas, Phi.	59	592	10.0	49	3
* Robinson, Bijan, Atl.	58	487	8.4	71t	4
Thomas, Logan, Was.	55	496	9.0	29	4
Pollard, Tony, Dal.	55	311	5.7	60	0
Cooks, Brandin, Dal.	54	657	12.2	37	8
Pitts, Kyle, Atl.	53	667	12.6	39	3
Waller, Darren, NY-G	52	552	10.6	29	1
* Gibbs, Jahmyr, Det.	52	316	6.1	24	1
Brown, Marquise, Ariz	51	574	11.3	41	4
Slayton, Darius, NY-G	50	770	15.4	80t	4
Smith, Jonnu, Atl.	50	582	11.6	60t	3
Dotson, Jahan, Was.	49	518	10.6	33t	4
Osborn, K.J., Min.	48	540	11.3	47	3
Gibson, Antonio, Was.	48	389	8.1	41	2
Higbee, Tyler, LA-R	47	495	10.5	33	2
Otton, Cade, T.B.	47	455	9.7	27	4
Shaheed, Rashid, N.O.	46	719	15.6	58t	5
* Mingo, Jonathan, Car.	43	418	9.7	40	0
Barkley, Saquon, NY-G	41	280	6.8	46	4



## 2023 INDIVIDUAL STATISTICS—PASS RECEIVING

	No	Yards	Avg	Long	TD		No	Yards	Avg	Long	TD
McCloud, Ray-Ray, S.F.	12	135	11.3	41	0	Vaughn, Ke'Shawn, T.B.	2	2	1.0	3	0
Turpin, KaVontae, Dal.	12	127	10.6	34t	3	Wells, David, T.B.	2	-10	-5.0	1	0
Sullivan, Stephen, Car.	12	125	10.4	20	0	Strachan, Mike, Car.	1	45	45.0	45	0
Miller, Scott, Atl.	11	161	14.6	56	2	Dorsey, Khalil, Det.	1	31	31.0	31	0
Turner, Cole, Was.	11	120	10.9	29	0	Muse, Nick, Min.	1	22	22.0	22	0
Tonyan, Robert, Chi.	11	112	10.2	24	0	Freeman, Royce, LA-R	1	13	13.0	13	0
Bowden, Lynn, N.O.	11	83	7.5	17	0	Dwellely, Ross, S.F.	1	12	12.0	12	0
Foreman, D'Onta, Chi.	11	77	7.0	17	1	FitzPatrick, John, Atl.	1	12	12.0	12	0
Jones, Julio, Phi.	11	74	6.7	22t	3	Johnson, Collin, Chi.	1	11	11.0	11	0
Akers, Cam, Min.	11	70	6.4	30	0	Thompson, Cody, Sea.	1	10	10.0	10	0
Taylor, Patrick, G.B.	11	49	4.5	16	0	Fisk, Tucker, Atl.	1	9	9.0	9	0
Zaccheaus, Olanide, Phi.	10	164	16.4	34t	2	Knight, Bam, Det.	1	8	8.0	8	0
* Miller, Kendre, N.O.	10	117	11.7	33	0	Ozigbo, Devine, Det.	1	8	8.0	8	0
* Henderson, Darrell, LA-R	10	103	10.3	32	0	Rodriguez, Malcolm, Det.	1	6	6.0	6	0
* Allen, Davis, LA-R	10	95	9.5	21	1	Penny, Rashaad, Phi.	1	5	5.0	5	0
Swaim, Geoff, Ariz	10	94	9.4	26	0	Howell, Sam, Was.	1	4	4.0	4	0
Shenault, Laviska, Car.	10	60	6.0	14	0	Skipper, Dan, Det.	1	4	4.0	4	0
Shepard, Sterling, NY-G	10	57	5.7	13	1	* Green, Antoine, Det.	1	2	2.0	2	0
Pruitt, MyCole, Atl.	9	110	12.2	22	1	Kieft, Ko, T.B.	1	2	2.0	2t	1
Patterson, Cordarrelle, Atl.	9	38	4.2	11	1	Ricci, Giovanni, Car.	1	2	2.0	2	0
Toure, Samori, G.B.	8	78	9.8	35	0	Bredeson, Ben, NY-G	1	0	0.0	0	0
Skowronek, Ben, LA-R	8	66	8.3	20t	1	Robinson, James, G.B.	1	-2	-2.0	-2	0
Deguara, Josiah, G.B.	8	65	8.1	19	0	Smith, Geno, Sea.	1	-2	-2.0	-2	0
* Schoonmaker, Luke, Dal.	8	65	8.1	18t	2	Ridder, Desmond, Atl.	1	-6	-6.0	-6	0
Smith-Marssette, Ihmir, Car.	8	51	6.4	18	0	Hainsey, Robert, T.B.	0	-3	---	-3	0
Evans, Darrynton, Chi.	7	49	7.0	17	0						
* Vaughn, Deuce, Dal.	7	40	5.7	11	0						
Jones, Tony, N.O.-Ariz	7	37	5.3	11	0						
Ham, C.J., Min.	7	25	3.6	7	0						
* Bell, Ronnie, S.F.	6	68	11.3	20	3						
* Brooks, Jalen, Dal.	6	64	10.7	24	0						
Blackshear, Raheem, Car.	6	45	7.5	19	0						
Graham, Jimmy, N.O.	6	39	6.5	12	4						
Dallas, DeeJay, Sea.	6	26	4.3	14	0						
* Gray, Eric, NY-G	6	22	3.7	9	0						
Mitchell, Elijah, S.F.	6	14	2.3	9	0						
Moore, David, T.B.	5	94	18.8	52t	1						
Hopkins, Brycen, LA-R	5	78	15.6	29	0						
St. Brown, Equanimeous, Chi.	5	62	12.4	21	0						
* Durham, Payne, T.B.	5	58	11.6	25	0						
Thomas, Ian, Car.	5	56	11.2	28	0						
Brightwell, Gary, NY-G	5	47	9.4	18	0						
Reynolds, Craig, Det.	5	47	9.4	28	0						
Stoll, Jack, Phi.	5	38	7.6	14	0						
Kirkwood, Keith, N.O.	5	37	7.4	13	1						
Jones, Marvin, Det.	5	35	7.0	16	0						
Rivers, Ronnie, LA-R	5	22	4.4	10	0						
* Jarrett, Rakim, T.B.	4	60	15.0	41	0						
Scott, Boston, Phi.	4	52	13.0	27	0						
Covey, Britain, Phi.	4	42	10.5	22	0						
Calcaterra, Grant, Phi.	4	39	9.8	12	0						
Hendershot, Peyton, Dal.	4	38	9.5	24	0						
Cager, Lawrence, NY-G	4	36	9.0	10t	1						
Lewis, Mercedes, Chi.	4	29	7.3	16	1						
Trammell, Austin, LA-R	4	29	7.3	14	0						
Ingram, Keaontay, Ariz	4	26	6.5	9	0						
* Wilson, Emanuel, G.B.	4	23	5.8	9	0						
* Sims, Ben, G.B.	4	21	5.3	12	1						
Jones, Velus, Chi.	4	20	5.0	11	0						
Pascal, Zach, Ariz	4	19	4.8	9	0						
Conley, Chris, S.F.	3	69	23.0	48	0						
Smith, Keith, Atl.	3	33	11.0	28	0						
Woerner, Charlie, S.F.	3	32	10.7	20	0						
Mason, Jordan, S.F.	3	31	10.3	13	0						
Nailor, Jalen, Min.	3	29	9.7	16	0						
* Luepke, Hunter, Dal.	3	18	6.0	12	0						
Armah, Alex, Was.	3	13	4.3	10	0						
Corbin, Jashaun, NY-G	3	12	4.0	7	0						
Blasingame, Khari, Chi.	3	2	0.7	4	0						
Mitchell, James, Det.	2	28	14.0	24	0						
Snead, Willie, S.F.	2	14	7.0	9	0						
Prentice, Adam, N.O.	2	12	6.0	7	0						
* Rodriguez, Chris, Was.	2	12	6.0	7	0						
Williams, Damien, Ariz	2	12	6.0	8	0						
Jackson, Trishton, Min.	2	9	4.5	7	0						
* Tucker, Sean, T.B.	2	9	4.5	6	0						
Johnson, Tyler, LA-R	2	8	4.0	8t	1						

*t = Touchdown; \* Player that was a rookie in 2023  
Leader based on receptions*

## 2023 INDIVIDUAL STATISTICS—INTERCEPTIONS

### INTERCEPTIONS

#### INTERCEPTIONS

NFC: 9 DaRon Bland, Dallas  
 AFC: 7 Geno Stone, Baltimore

#### INTERCEPTIONS, GAME

AFC: 3 Jordan Whitehead, N.Y. Jets vs. Buffalo,  
 Sept. 11 (0 yards, 0 TD) - (OT)  
 NFC: 2 Jessie Bates, Atlanta vs. Carolina,  
 Sept. 10 (3 yards, 0 TD)  
 2 Jerry Jacobs, Detroit at Green Bay,  
 Sept. 28 (34 yards, 0 TD)  
 2 DaRon Bland, Dallas vs. New England,  
 Oct. 1 (64 yards, 1 TD)  
 2 Jaylon Johnson, Chicago vs. Las Vegas,  
 Oct. 22 (39 yards, 1 TD)  
 2 Camryn Bynum, Minnesota vs. San Francisco,  
 Oct. 23 (0 yards, 0 TD)  
 2 Paulson Adebo, New Orleans vs. Chicago,  
 Nov. 5 (5 yards, 0 TD)  
 2 Tyrann Mathieu, New Orleans at Atlanta,  
 Nov. 26 (21 yards, 0 TD)  
 2 Charvarius Ward, San Francisco at Arizona,  
 Dec. 17 (79 yards, 1 TD)  
 2 Julian Love, Seattle vs. Philadelphia,  
 Dec. 18 (0 yards, 0 TD)  
 2 Kerby Joseph, Detroit at Minnesota,  
 Dec. 24 (22 yards, 0 TD)  
 2 Tyrique Stevenson\*, Chicago vs. Atlanta,  
 Dec. 31 (7 yards, 0 TD)  
 2 Dane Belton, N.Y. Giants vs. L.A. Rams,  
 Dec. 31 (22 yards, 0 TD)  
 2 Xavier McKinney, N.Y. Giants vs. Philadelphia,  
 Jan. 7 (4 yards, 0 TD)

#### YARDS

NFC: 209 DaRon Bland, Dallas  
 AFC: 115 Kenny Moore, Indianapolis

#### LONGEST

NFC: 102 Jason Pinnock, N.Y. Giants at Miami,  
 Oct. 8 - TD  
 AFC: 99 Jevon Holland, Miami at N.Y. Jets,  
 Nov. 24 - TD

#### TOUCHDOWNS

NFC: 5 DaRon Bland, Dallas  
 AFC: 2 Jack Jones, New England-Las Vegas  
 2 Kenny Moore, Indianapolis

### TEAM LEADERS, INTERCEPTIONS

AFC: BALTIMORE, 7, Geno Stone; BUFFALO, 4, Rasul Douglas;  
 CINCINNATI, 4, Cam Taylor-Britt, Logan Wilson; CLEVELAND,  
 4, Martin Emerson; DENVER, 3, Justin Simmons;  
 HOUSTON, 5, Derek Stingley; INDIANAPOLIS, 4, Julian  
 Blackmon; JACKSONVILLE, 4, Andre Cisco, Darius  
 Williams; KANSAS CITY, 2, L'Jarius Sneed; LAS VEGAS,  
 3, Tre'von Moehrig, Robert Spillane; L.A. CHARGERS, 2,  
 Aloh Gilman, Asante Samuel; MIAMI, 3, Jalen Ramsey;  
 NEW ENGLAND, 2, Kyle Dugger, Jabrill Peppers, Jahlani  
 Tavai; N.Y. JETS, 4, Jordan Whitehead; PITTSBURGH, 2,  
 Alex Highsmith, Damontae Kazee, Patrick Peterson, Levi  
 Wallace; TENNESSEE, 2, Sean Murphy-Bunting.

NFC: ARIZONA, 4, Jalen Thompson; ATLANTA, 6, Jessie Bates;  
 CAROLINA, 2, Xavier Woods; CHICAGO, 4, Tremaine  
 Edmunds, Jaylon Johnson, Tyrique Stevenson\*; DALLAS,  
 9, DaRon Bland; DETROIT, 4, Kerby Joseph; GREEN BAY,  
 2, Rudy Ford; L.A. RAMS, 3, Jordan Fuller, Ahkello Witherspoon;  
 MINNESOTA, 3, Byron Murphy; NEW ORLEANS, 4,  
 Paulson Adebo, Tyrann Mathieu; N.Y. GIANTS, 3, Xavier  
 McKinney; PHILADELPHIA, 3, Reed Blankenship; SAN  
 FRANCISCO, 5, Charvarius Ward; SEATTLE, 4, Julian  
 Love; TAMPA BAY, 3, Antoine Winfield; WASHINGTON, 2,  
 Kendall Fuller, Quan Martin\*.

### TEAM CHAMPION

NFC: 22 Chicago  
 22 San Francisco  
 AFC: 18 Baltimore  
 18 Buffalo  
 18 Cleveland

### NFL TOP 10 INTERCEPTORS

	No	Yards	Avg	Long	TD
Bland, DaRon, Dal.	9	209	23.2	63t	5
Stone, Geno, Bal.	7	101	14.4	36	0
Bates, Jessie, Atl.	6	95	15.8	92t	1
Douglas, Rasul, G.B.-Buf.	5	56	11.2	40t	1
Stingley, Derek, Hou.	5	17	3.4	14	0
Ward, Charvarius, S.F.	5	91	18.2	66t	1
18 tied	4				

\* Player that was a rookie in 2023

## 2023 INDIVIDUAL STATISTICS—INTERCEPTIONS

### AFC—INDIVIDUAL INTERCEPTORS

	No	Yards	Avg	Long	TD		No	Yards	Avg	Long	TD
Stone, Geno, Bal.	7	101	14.4	36	0	McCreary, Roger, Ten.	1	18	18.0	18	0
Douglas, Rasul, G.B.-Buf.	5	56	11.2	40t	1	Edwards, Mike, K.C.	1	16	16.0	16	0
Stingley, Derek, Hou.	5	17	3.4	14	0	Locke, P.J., Den.	1	14	14.0	14	0
Williams, Darius, Jac.	4	72	18.0	61t	1	Reid, Justin, K.C.	1	11	11.0	11	0
Cisco, Andre, Jac.	4	68	17.0	29	0	Williams, Quincy, NYJ	1	11	11.0	11	0
Taylor-Britt, Cam, Cin.	4	65	16.3	30	1	Ford, Mike, Cle.	1	10	10.0	10	0
Wilson, Logan, Cin.	4	42	10.5	26	0	Hobbs, Nate, L.V.	1	10	10.0	10	0
Blackmon, Julian, Ind.	4	39	9.8	25	0	Hooker, Amani, Ten.	1	10	10.0	10	0
Nelson, Steven, Hou.	4	33	8.3	33	0	Cook, Bryan, K.C.	1	9	9.0	9	0
Emerson, Martin, Cle.	4	25	6.3	14	0	Jackson, J.C., LA-C	1	9	9.0	9	0
Hamilton, Kyle, Bal.	4	25	6.3	18t	1	Moreau, Fabian, Den.	1	9	9.0	9	0
Whitehead, Jordan, NYJ	4	6	1.5	6	0	Allen, Josh, Jac.	1	8	8.0	8	0
Moore, Kenny, Ind.	3	115	38.3	66t	2	Apple, Eli, Mia.	1	8	8.0	8	0
Davis, Ashtyn, NYJ	3	66	22.0	51	0	Taylor, Ja'Sir, LA-C	1	8	8.0	8	0
Spillane, Robert, L.V.	3	53	17.7	25	0	Williams, Quinnen, NYJ	1	7	7.0	7	0
Ramsey, Jalen, Mia.	3	52	17.3	49	0	Bryant, Myles, N.E.	1	6	6.0	6	0
Adams, Tony, NYJ	3	50	16.7	45	0	James, Derwin, LA-C	1	6	6.0	6	0
Moehrig, Tre'von, L.V.	3	41	13.7	25	0	Thompson, Trenton, Pit.	1	6	6.0	6	0
Simmons, Justin, Den.	3	39	13.0	33	0	Hall, Bryce, NYJ	1	5	5.0	5	0
Bernard, Terrel, Buf.	3	2	0.7	2	0	Ogbah, Emmanuel, Mia.	1	5	5.0	5	0
Stephens, Brandon, Bal.	2	56	28.0	52	0	Phillips, Jaelan, Mia.	1	5	5.0	5	0
* Johnson, Antonio, Jac.	2	50	25.0	27	0	Sieler, Zach, Mia.	1	5	5.0	5t	1
Jones, Jack, L.V.	2	49	24.5	33t	2	* Conner, Chamari, K.C.	1	4	4.0	4	0
Harrison, Ronnie, Ind.	2	45	22.5	36t	1	Cooper, Jonathon, Den.	1	4	4.0	4	0
Jenkins, Rayshawn, Jac.	2	42	21.0	24	0	Humphrey, Marlon, Bal.	1	3	3.0	3	0
Jones, Brandon, Mia.	2	40	20.0	40	0	Edmunds, Terrell, Ten.	1	2	2.0	2	0
Robertson, Amik, L.V.	2	40	20.0	40	0	White, Tre'Davious, Buf.	1	2	2.0	2	0
Epenesa, A.J., Buf.	2	38	19.0	32t	1	Bolton, Nick, K.C.	1	1	1.0	1	0
Kazee, Damontae, Pit.	2	37	18.5	30	0	Alexander, Kwon, Pit.	1	0	0.0	0	0
Dugger, Kyle, N.E.	2	35	17.5	20	0	* Austin, Alex, N.E.	1	0	0.0	0	0
Newsome, Greg, Cle.	2	34	17.0	34t	1	* Battle, Jordan, Cin.	1	0	0.0	0	0
Peppers, Jabrill, N.E.	2	33	16.5	32	0	* Brents, Julius, Ind.	1	0	0.0	0	0
Highsmith, Alex, Pit.	2	30	15.0	30t	1	Campbell, Tyson, Jac.	1	0	0.0	0	0
Hyde, Micah, Buf.	2	24	12.0	23	0	Cashman, Blake, Hou.	1	0	0.0	0	0
Baker, Jerome, Mia.	2	23	11.5	22t	1	Davis, Michael, LA-C	1	0	0.0	0	0
Hill, Daxton, Cin.	2	20	10.0	20	0	Delpit, Grant, Cle.	1	0	0.0	0	0
Ward, Denzel, Cle.	2	20	10.0	20	0	Elliott, DeShon, Mia.	1	0	0.0	0	0
Hilton, Mike, Cin.	2	16	8.0	16	0	* Gonzalez, Christian, N.E.	1	0	0.0	0	0
Milano, Matt, Buf.	2	16	8.0	13	0	Griffin, Shaquill, Hou.	1	0	0.0	0	0
McMillian, Ja'Quan, Den.	2	14	7.0	9	0	Harmon, Duron, Cle.	1	0	0.0	0	0
Houston-Carson, D., Hou.	2	13	6.5	13	0	Howard, Xavien, Mia.	1	0	0.0	0	0
Murphy-Bunting, Sean, Ten.	2	12	6.0	10	0	Hurst, Maurice, Cle.	1	0	0.0	0	0
Pratt, Germaine, Cin.	2	9	4.5	9	0	Maulet, Arthur, Bal.	1	0	0.0	0	0
Bell, D'Anthony, Cle.	2	8	4.0	6	0	Mosley, C.J., NYJ	1	0	0.0	0	0
Benford, Christian, Buf.	2	8	4.0	8	0	Murray, Kenneth, LA-C	1	0	0.0	0	0
Owusu-Koramoah, J., Cle.	2	8	4.0	8	0	Oliver, Ed, Buf.	1	0	0.0	0	0
Samuel, Asante, LA-C	2	8	4.0	8	0	Olubi, Segun, Ind.	1	0	0.0	0	0
Jackson, Kareem, Den.	2	5	2.5	5	0	Pola-Mao, Isaiah, L.V.	1	0	0.0	0	0
Thomas, Rodney, Ind.	2	5	2.5	5	0	* Porter, Joey, Pit.	1	0	0.0	0	0
Sneed, L'Jarius, K.C.	2	4	2.0	4	0	Rapp, Taylor, Buf.	1	0	0.0	0	0
Tavai, Jahlan, N.E.	2	2	1.0	2	0	Reed, D.J., NYJ	1	0	0.0	0	0
Gilman, Alohi, LA-C	2	0	0.0	0	0	Sullivan, Chandon, Pit.	1	0	0.0	0	0
Hill, B.J., Cin.	2	0	0.0	0	0	Surtain, Patrick, Den.	1	0	0.0	0	0
Peterson, Patrick, Pit.	2	0	0.0	0	0	Takitaki, Sione, Cle.	1	0	0.0	0	0
Wallace, Levi, Pit.	2	0	0.0	0	0	Ward, Jimmie, Hou.	1	0	0.0	0	0
Holland, Jevon, Mia.	1	99	99.0	99t	1	Wingard, Andrew, Jac.	1	0	0.0	0	0
Peters, Marcus, L.V.	1	75	75.0	75t	1						
Molden, Elijah, Ten.	1	44	44.0	44t	1						
Johnson, Jermaine, NYJ	1	37	37.0	37t	1						
Brown, Tony, Ind.	1	34	34.0	34	0						
Van Ginkel, Andrew, Mia.	1	33	33.0	33t	1						
Neal, Keanu, Pit.	1	32	32.0	32	0						
Echols, Brandin, NYJ	1	30	30.0	30t	1						
* Hickman, Ronnie, Cle.	1	30	30.0	30t	1						
Smith, Roquan, Bal.	1	30	30.0	30	0						
Walker, Mykal, Pit.	1	30	30.0	30	0						
Rowe, Eric, Pit.	1	25	25.0	25	0						
Gay, Willie, K.C.	1	24	24.0	24	0						
Oluokun, Foye, Jac.	1	24	24.0	24t	1						
Watt, T.J., Pit.	1	24	24.0	24	0						
Williams, Marcus, Bal.	1	22	22.0	22	0						
Queen, Patrick, Bal.	1	21	21.0	21	0						
* Mapu, Marte, N.E.	1	20	20.0	20	0						
Cross, Nick, Ind.	1	18	18.0	18	0						

t = Touchdown;

\*Player that was a rookie in 2023;

Leader based on interceptions

## 2023 INDIVIDUAL STATISTICS—INTERCEPTIONS

### NFC—INDIVIDUAL INTERCEPTORS

	No	Yards	Avg	Long	TD
Bland, DaRon, Dal.	9	209	23.2	63t	5
Bates, Jessie, Atl.	6	95	15.8	92t	1
Ward, Charvarius, S.F.	5	91	18.2	66t	1
Mathieu, Tyrann, N.O.	4	122	30.5	74	1
Johnson, Jaylon, Chi.	4	65	16.3	39t	1
Warner, Fred, S.F.	4	63	15.8	32	0
Edmunds, Tremaine, Chi.	4	61	15.3	45t	1
Thompson, Jalen, Ariz	4	49	12.3	35	0
* Stevenson, Tyrique, Chi.	4	46	11.5	34	0
Joseph, Kerby, Det.	4	37	9.3	22	0
Adebo, Paulson, N.O.	4	32	8.0	27	0
Love, Julian, Sea.	4	7	1.8	7	0
* Branch, Brian, Det.	3	63	21.0	50t	1
Murphy, Byron, Min.	3	59	19.7	37	0
Lenoir, Deonmodore, S.F.	3	49	16.3	28	0
Hufanga, Talanoa, S.F.	3	48	16.0	28	0
Jacobs, Jerry, Det.	3	45	15.0	20	0
Fuller, Jordan, LA-R	3	39	13.0	21	0
Winfield, Antoine, T.B.	3	28	9.3	28	0
McKinney, Xavier, NY-G	3	22	7.3	18	0
Blankenship, Reed, Phi.	3	17	5.7	17	0
Witherspoon, Ahkello, LA-R	3	17	5.7	17	0
Edwards, T.J., Chi.	3	4	1.3	2	0
Pinnock, Jason, NY-G	2	123	61.5	102t	1
Slay, Darius, Phi.	2	86	43.0	70t	1
Okereke, Bobby, NY-G	2	62	31.0	55	0
Johnson, John, LA-R	2	44	22.0	42	0
Brown, Tre, Sea.	2	40	20.0	40t	1
White, Devin, T.B.	2	36	18.0	26	0
Melifonwu, Ifeatu, Det.	2	35	17.5	24	0
Ford, Rudy, G.B.	2	30	15.0	21	0
Fuller, Kendall, Was.	2	23	11.5	23	0
Belton, Dane, NY-G	2	22	11.0	20	0
* Izien, Christian, T.B.	2	18	9.0	14	0
Taylor, Alontae, N.O.	2	16	8.0	16	0
Holmes, Darnay, NY-G	2	13	6.5	11	0
* Martin, Quan, Was.	2	7	3.5	7	0
* Banks, Deonte, NY-G	2	6	3.0	6	0
Maye, Marcus, N.O.	2	5	2.5	5	0
Delaney, Dee, T.B.	2	4	2.0	4	0
Brown, Carlton, T.B.	2	3	1.5	3	0
* Davis, Ji'Ayir, S.F.	2	0	0.0	0	0
Bynum, Camryn, Min.	2	0	0.0	0	0
Gilmore, Stephon, Dal.	2	0	0.0	0	0
Gordon, Kyler, Chi.	2	0	0.0	0	0
Wilson, Donovan, Dal.	2	0	0.0	0	0
Woolen, Riq, Sea.	2	0	0.0	0	0
Woods, Xavier, Car.	2	-1	-5	2	0
* Brown, Sydney, Phi.	1	99	99.0	99t	1
Franklin, Sam, Car.	1	99	99.0	99t	1
* Witherspoon, Devon, Sea.	1	97	97.0	97t	1
Jackson, Adoree', NY-G	1	76	76.0	76t	1
Hill, Troy, Car.	1	61	61.0	61t	1
Simmons, Isaiah, NY-G	1	54	54.0	54t	1
Barton, Cody, Was.	1	52	52.0	52	0
Barnes, Krys, Ariz	1	46	46.0	46	0
Metellus, Josh, Min.	1	43	43.0	43	0
Sanborn, Jack, Chi.	1	42	42.0	42	0
Walker, Quay, G.B.	1	37	37.0	37t	1
Kearse, Jayron, Dal.	1	32	32.0	32	0
Grugier-Hill, Kamu, Car.	1	31	31.0	31	0
Jackson, Eddie, Chi.	1	27	27.0	27	0
Gipson, Tashaun, S.F.	1	26	26.0	26	0
Landman, Nate, Atl.	1	25	25.0	25	0
Sutton, Cameron, Det.	1	23	23.0	23	0
Diggs, Quandre, Sea.	1	21	21.0	21	0
Flott, Cordale, NY-G	1	21	21.0	21	0
Brooks, Jordyn, Sea.	1	12	12.0	12t	1
Bell, Vonn, Car.	1	11	11.0	11	0
Burks, Oren, S.F.	1	11	11.0	11	0
Baun, Zack, N.O.	1	10	10.0	10	0
Hicks, Jordan, Min.	1	9	9.0	9	0
Diggs, Trevon, Dal.	1	8	8.0	8	0
Hutchinson, Aidan, Det.	1	6	6.0	6	0

	No	Yards	Avg	Long	TD
Bradberry, James, Phi.	1	5	5.0	5	0
McFadden, Micah, NY-G	1	5	5.0	5	0
Barrett, Shaquil, T.B.	1	4	4.0	4t	1
Grant, Richie, Atl.	1	4	4.0	4	0
* Forbes, Emmanuel, Was.	1	3	3.0	3	0
Oliver, Isaiah, S.F.	1	3	3.0	3	0
Brown, Derrick, Car.	1	2	2.0	2	0
Nixon, Keisean, G.B.	1	2	2.0	2	0
Thomas, Ambry, S.F.	1	2	2.0	2	0
Wallace, K'Von, Ariz	1	2	2.0	2	0
Collins, Zaven, Ariz	1	1	1.0	1	0
Evans, Akayleb, Min.	1	1	1.0	1	0
* Johnson, Anthony, G.B.	1	1	1.0	1	0
Abram, Johnathan, N.O.	1	0	0.0	0	0
Ballentine, Corey, G.B.	1	0	0.0	0	0
* Blackmon, Mekhi, Min.	1	0	0.0	0	0
Blount, Joey, Ariz	1	0	0.0	0	0
Brisker, Jaquan, Chi.	1	0	0.0	0	0
Byard, Kevin, Phi.	1	0	0.0	0	0
Davis, Jamin, Was.	1	0	0.0	0	0
Gardner-Johnson, C.J., Det.	1	0	0.0	0	0
Gholston, William, T.B.	1	0	0.0	0	0
Hamilton, Antonio, Ariz	1	0	0.0	0	0
Harris, Will, Det.	1	0	0.0	0	0
Hawkins, Tayler, S.F.	1	0	0.0	0	0
Hooker, Malik, Dal.	1	0	0.0	0	0
Jackson, Theo, Min.	1	0	0.0	0	0
Johnson, Lonnie, N.O.	1	0	0.0	0	0
* Johnson, Quindell, Chi.	1	0	0.0	0	0
Jones, Deion, Car.	1	0	0.0	0	0
Kendrick, Derion, LA-R	1	0	0.0	0	0
Lattimore, Marshon, N.O.	1	0	0.0	0	0
Lewis, Jourdan, Dal.	1	0	0.0	0	0
McCloud, Nick, NY-G	1	0	0.0	0	0
* Pace, Ivan, Min.	1	0	0.0	0	0
* Ringo, Kelee, Phi.	1	0	0.0	0	0
Rozeboom, Christian, LA-R	1	0	0.0	0	0
St-Juste, Benjamin, Was.	1	0	0.0	0	0
Stroman, Greg, Chi.	1	0	0.0	0	0
Werner, Pete, N.O.	1	0	0.0	0	0
White, Kyzir, Ariz	1	0	0.0	0	0
* Williams, Garrett, Ariz	1	0	0.0	0	0
Yadom, Isaac, N.O.	1	0	0.0	0	0
Greenlaw, Dre, S.F.	0	16	---	16	0

t = Touchdown;

\*Player that was a rookie in 2023;

Leader based on interceptions

## 2023 INDIVIDUAL STATISTICS—INTERCEPTIONS

### AMERICAN FOOTBALL CONFERENCE—INTERCEPTIONS

	No	Yards	Avg	Long	TD
Baltimore	18	258	14.3	52	1
Buffalo	18	148	8.2	40t	2
Cleveland	18	135	7.5	34t	2
Cincinnati	17	152	8.9	30	1
N.Y. Jets	17	212	12.5	51	2
Jacksonville	16	264	16.5	61t	2
Pittsburgh	16	184	11.5	32	1
Indianapolis	15	256	17.1	66t	3
Miami	15	270	18.0	99t	4
Houston	14	63	4.5	33	0
Las Vegas	13	268	20.6	75t	3
Denver	11	85	7.7	33	0
New England	10	96	9.6	32	0
L.A. Chargers	9	31	3.4	9	0
Kansas City	8	69	8.6	24	0
Tennessee	6	86	14.3	44t	1
<b>AFC Total</b>	<b>221</b>	<b>2577</b>	<b>11.7</b>	<b>99t</b>	<b>22</b>
<b>AFC Average</b>	<b>13.8</b>	<b>161.1</b>	<b>11.7</b>	<b>---</b>	<b>1.4</b>

### NATIONAL FOOTBALL CONFERENCE—INTERCEPTIONS

	No	Yards	Avg	Long	TD
Chicago	22	245	11.1	45t	2
San Francisco	22	309	14.0	66t	1
New Orleans	18	185	10.3	74	1
N.Y. Giants	18	404	22.4	102t	3
Dallas	17	249	14.6	63t	5
Detroit	16	209	13.1	50t	1
Tampa Bay	13	93	7.2	28	1
Arizona	11	98	8.9	46	0
Minnesota	11	112	10.2	43	0
Seattle	11	177	16.1	97t	3
L.A. Rams	10	100	10.0	42	0
Philadelphia	9	207	23.0	99t	2
Atlanta	8	124	15.5	92t	1
Carolina	8	203	25.4	99t	2
Washington	8	85	10.6	52	0
Green Bay	7	68	9.7	37t	1
<b>NFC Total</b>	<b>209</b>	<b>2868</b>	<b>13.7</b>	<b>102t</b>	<b>23</b>
<b>NFC Average</b>	<b>13.1</b>	<b>179.3</b>	<b>13.7</b>	<b>---</b>	<b>1.4</b>
<b>League Total</b>	<b>430</b>	<b>5445</b>	<b>---</b>	<b>102t</b>	<b>45</b>
<b>League Average</b>	<b>13.4</b>	<b>170.2</b>	<b>12.7</b>	<b>---</b>	<b>1.4</b>

## 2023 INDIVIDUAL STATISTICS—PUNT RETURNS

### PUNT RETURNS

#### YARDS PER RETURN

AFC:	16.0	Derius Davis*, L.A. Chargers
NFC:	14.4	Britain Covey, Philadelphia

#### YARDS

NFC:	417	Britain Covey, Philadelphia
AFC:	385	Derius Davis*, L.A. Chargers

#### YARDS, GAME

NFC:	108	Gunner Olszewski, N.Y. Giants vs. L.A. Rams, Dec. 31 (4 returns, 1 TD)
AFC:	104	Derius Davis*, L.A. Chargers at N.Y. Jets, Nov. 6 (3 returns, 1 TD)

#### LONGEST

AFC:	96	Deonte Harty, Buffalo at Miami, Jan. 7 - TD
NFC:	94	Gunner Olszewski, N.Y. Giants vs. L.A. Rams, Dec. 31 - TD

#### RETURNS

NFC:	37	Brandon Powell, Minnesota
	37	Ihmir Smith-Marsette, Carolina
AFC:	33	Xavier Gipson*, N.Y. Jets

#### RETURNS, GAME

AFC:	6	James Proche, Cleveland vs. Arizona, Nov. 5 (55 yards, 0 TD)
	6	Kadarius Toney, Kansas City vs. Philadelphia, Nov. 20 (58 yards, 0 TD)
	6	Xavier Gipson*, N.Y. Jets at New England, Jan. 7 (48 yards, 0 TD)
NFC:	6	Jamison Crowder, Washington at N.Y. Giants, Oct. 22 (33 yards, 0 TD)
	6	Gunner Olszewski, N.Y. Giants vs. N.Y. Jets, Oct. 29 (56 yards, 0 TD) - (OT)

#### FAIR CATCHES

AFC:	30	Xavier Gipson*, N.Y. Jets
NFC:	23	Kalif Raymond, Detroit
	23	Rashid Shaheed, New Orleans

#### TOUCHDOWNS

AFC:	1	Derius Davis*, L.A. Chargers
	1	Xavier Gipson*, N.Y. Jets
	1	Deonte Harty, Buffalo
	1	Charlie Jones*, Cincinnati
	1	Tylan Wallace, Baltimore
NFC:	1	Gunner Olszewski, N.Y. Giants
	1	Rashid Shaheed, New Orleans
	1	Ihmir Smith-Marsette, Carolina

#### TEAM CHAMPION

AFC:	16.3	Denver
NFC:	14.4	Philadelphia

#### NFL TOP 10 PUNT RETURNERS

	Ret	FC	Yds	Avg	Lg	TD
Davis, Derius, LA-C	24	29	385	16.0	87t	1
Covey, Britain, Phi.	29	18	417	14.4	54	0
Shaheed, Rashid, N.O.	25	23	339	13.6	76t	1
Duvernay, Devin, Bal.	23	20	290	12.6	70	0
Harty, Deonte, Buf.	26	25	323	12.4	96t	1
Olszewski, Gunner, Pit.-NY-G	24	8	281	11.7	94t	1
Raymond, Kalif, Det.	29	23	331	11.4	42	0
Jones, Charlie, Cin.	23	11	248	10.8	81t	1
Dallas, DeeJay, Sea.	25	16	265	10.6	32	0
Berrios, Braxton, Mia.	23	24	235	10.2	19	0

### AFC—INDIVIDUAL PUNT RETURNERS

	Ret	FC	Yds	Avg	Lg	TD
* Davis, Derius, LA-C	24	29	385	16.0	87t	1
Duvernay, Devin, Bal.	23	20	290	12.6	70	0
Harty, Deonte, Buf.	26	25	323	12.4	96t	1
* Jones, Charlie, Cin.	23	11	248	10.8	81t	1
Berrios, Braxton, Mia.	23	24	235	10.2	19	0
James, Richie, K.C.	20	8	200	10.0	27	0
* Gipson, Xavier, NYJ	33	30	319	9.7	65t	1
Carter, DeAndre, L.V.	24	18	232	9.7	32	0
Proche, James, Cle.	22	27	197	9.0	21	0
McKenzie, Isaiah, Ind.	23	16	204	8.9	32	0
Austin, Calvin, Pit.	29	12	249	8.6	34	0
* Garror, Eric, Ten.	21	5	159	7.6	15	0
<i>(Nonqualifiers)</i>						
* Mims, Marvin, Den.	19	13	312	16.4	52	0
Bryant, Myles, N.E.	15	12	105	7.0	15	0
Agnew, Jamal, Jac.	14	9	144	10.3	48	0
Peoples-Jones, Donovan, Cle.	13	8	84	6.5	13	0
* Washington, Parker, Jac.	12	5	126	10.5	26	0
* Dell, Tank, Hou.	11	6	100	9.1	20	0
Kinsey, Mason, Ten.	11	6	100	9.1	21	0
* Douglas, Demario, N.E.	11	10	56	5.1	25	0
Inwin, Trenton, Cin.	10	5	98	9.8	28	0
King, Desmond, Hou.	8	4	101	12.6	22	0
Washington, Montrell, K.C.	8	4	61	7.6	23	0
Hardman, Mecole, K.C.	7	5	61	8.7	50	0
Woods, Robert, Hou.	7	10	42	6.0	12	0
Wallace, Tylan, Bal.	6	6	127	21.2	76t	1
* Downs, Josh, Ind.	6	6	63	10.5	14	0
Toney, Kadarius, K.C.	6	0	58	9.7	21	0
* Jackson, Kearis, Ten.	6	3	48	8.0	14	0
Shakir, Khalil, Buf.	5	0	37	7.4	10	0
Sims, Steven, Hou.	4	4	49	12.3	18	0
Darden, Jaelon, Cle.	4	1	39	9.8	11	0
Wilson, Ced, Mia.	4	2	30	7.5	14	0
Peppers, Jabrill, N.E.	4	3	26	6.5	18	0
Philips, Kyle, Ten.	4	0	23	5.8	12	0
Jones, Marcus, N.E.	3	1	21	7.0	21	0
Kirk, Christian, Jac.	2	3	27	13.5	15	0
Moore, Elijah, Cle.	2	0	23	11.5	13	0
Bolton, Curtis, L.V.	1	0	17	17.0	17	0
Smith, Tremon, Den.	1	0	14	14.0	14	0
Campbell, Tevaughn, Jac.	1	0	0	0.0	0	0
* Iosivas, Andrei, Cin.	1	0	0	0.0	0	0
Bandy, Michael, Den.	0	2	0	---	---	0
Reed, D.J., NYJ	0	1	0	---	---	0
Williams, Damarion, Bal.	0	1	0	---	---	0

*t = Touchdown*

*\*Player that was a rookie in 2023*

*Leader based on average return, minimum 20 returns*

## 2023 INDIVIDUAL STATISTICS—PUNT RETURNS

### NFC—INDIVIDUAL PUNT RETURNERS

	Ret	FC	Yds	Avg	Lg	TD
Covey, Britain, Phi.	29	18	417	14.4	54	0
Shaheed, Rashid, N.O.	25	23	339	13.6	76t	1
Olszewski, Gunner, Pit.-NY-G	24	8	281	11.7	94t	1
Raymond, Kalif, Det.	29	23	331	11.4	42	0
Dallas, DeeJay, Sea.	25	16	265	10.6	32	0
Dortch, Greg, Ariz	29	8	275	9.5	49	0
Thompkins, Deven, T.B.	25	18	234	9.4	51	0
Smith-Marsette, Ihmir, Car.	37	20	322	8.7	79t	1
McCloud, Ray-Ray, S.F.	24	9	203	8.5	19	0
Taylor, Trent, Chi.	23	21	188	8.2	31	0
Alford, Dee, Atl.	20	7	160	8.0	23	0
Crowder, Jamison, Was.	35	14	278	7.9	61	0
Powell, Brandon, Min.	37	14	289	7.8	25	0
Trammell, Austin, LA-R	25	19	183	7.3	29	0
<b>(Nonqualifiers)</b>						
Nixon, Keisean, G.B.	14	1	95	6.8	34	0
Turpin, KaVontae, Dal.	13	22	79	6.1	15	0
* Reed, Jayden, G.B.	11	14	94	8.5	35	0
Hughes, Mike, Atl.	11	10	67	6.1	16	0
* Bell, Ronnie, S.F.	10	4	70	7.0	17	0
Bowden, Lynn, N.O.	7	1	53	7.6	16	0
* Gray, Eric, NY-G	7	5	28	4.0	14	0
* Vaughn, Deuce, Dal.	4	1	19	4.8	11	0
Williams, Kyren, LA-R	3	5	21	7.0	11	0
Shepard, Sterling, NY-G	3	2	10	3.3	5	0
Moore, Rondale, Ariz	1	3	11	11.0	11	0
* Robinson, Bijan, Atl.	1	0	8	8.0	8	0
Miller, Scott, Atl.	1	1	4	4.0	4	0
Hamilton, Antonio, Ariz	1	0	0	0.0	0	0
McCain, Bobby, NY-G	1	0	0	0.0	0	0
McCloud, Nick, NY-G	1	0	0	0.0	0	0
Tolbert, Jalen, Dal.	1	0	0	0.0	0	0
Toure, Samori, G.B.	1	0	0	0.0	0	0
Jackson, Adoree', NY-G	0	1	0	---	---	0
Slayton, Darius, NY-G	0	1	0	---	---	0

*t = Touchdown*

*\*Player that was a rookie in 2023*

*Leader based on average return, minimum 20 returns*

### AMERICAN FOOTBALL CONFERENCE—PUNT RETURNS

	Ret	FC	Yds	Avg	Lg	TD
Denver	20	15	326	16.3	52	0
L.A. Chargers	24	29	385	16.0	87t	1
Baltimore	29	27	417	14.4	76t	1
Buffalo	31	25	360	11.6	96t	1
Jacksonville	29	17	297	10.2	48	0
Cincinnati	34	16	346	10.2	81t	1
Las Vegas	25	18	249	10.0	32	0
Miami	27	26	265	9.8	19	0
Houston	30	24	292	9.7	22	0
N.Y. Jets	33	31	319	9.7	65t	1
Kansas City	41	17	380	9.3	50	0
Indianapolis	29	22	267	9.2	32	0
Pittsburgh	30	13	257	8.6	34	0
Cleveland	41	36	343	8.4	21	0
Tennessee	42	14	330	7.9	21	0
New England	33	26	208	6.3	25	0
<b>AFC Total</b>	<b>498</b>	<b>356</b>	<b>5041</b>	<b>10.1</b>	<b>96t</b>	<b>5</b>
<b>AFC Average</b>	<b>31.1</b>	<b>22.3</b>	<b>315.1</b>	<b>10.1</b>	<b>---</b>	<b>0.3</b>

### NATIONAL FOOTBALL CONFERENCE—PUNT RETURNS

	Ret	FC	Yds	Avg	Lg	TD
Philadelphia	29	18	417	14.4	54	0
New Orleans	32	24	392	12.3	76t	1
Detroit	29	23	331	11.4	42	0
Seattle	25	16	265	10.6	32	0
Tampa Bay	25	18	234	9.4	51	0
Arizona	31	11	286	9.2	49	0
N.Y. Giants	35	16	311	8.9	94t	1
Carolina	37	20	322	8.7	79t	1
Chicago	23	21	188	8.2	31	0
San Francisco	34	13	273	8.0	19	0
Washington	35	14	278	7.9	61	0
Minnesota	37	14	289	7.8	25	0
L.A. Rams	28	24	204	7.3	29	0
Green Bay	26	15	189	7.3	35	0
Atlanta	33	18	239	7.2	23	0
Dallas	18	23	98	5.4	15	0
<b>NFC Total</b>	<b>477</b>	<b>288</b>	<b>4316</b>	<b>9.0</b>	<b>94t</b>	<b>3</b>
<b>NFC Average</b>	<b>29.8</b>	<b>18.0</b>	<b>269.8</b>	<b>9.0</b>	<b>---</b>	<b>0.2</b>
<b>League Total</b>	<b>975</b>	<b>644</b>	<b>9357</b>	<b>---</b>	<b>96t</b>	<b>8</b>
<b>League Average</b>	<b>30.5</b>	<b>20.1</b>	<b>292.4</b>	<b>9.6</b>	<b>---</b>	<b>0.3</b>

## 2023 INDIVIDUAL STATISTICS—KICKOFF RETURNS

### KICKOFF RETURNS

#### YARDS PER RETURN

NFC:	26.1	Keisean Nixon, Green Bay
AFC:	23.2	Xavier Gipson*, N.Y. Jets

#### YARDS

NFC:	782	Keisean Nixon, Green Bay
AFC:	511	Xavier Gipson*, N.Y. Jets

#### YARDS, GAME

AFC:	174	Dameon Pierce, Houston vs. Cleveland, Dec. 24 (5 returns, 1 TD)
NFC:	166	Kene Nwangwu, Minnesota vs. Green Bay, Dec. 31 (6 returns, 0 TD)

#### LONGEST

AFC:	99	Marvin Mims*, Denver at Miami, Sept. 24 - TD
NFC:	66	D'Wayne Eskridge, Seattle vs. San Francisco, Nov. 23

#### RETURNS

NFC:	30	Keisean Nixon, Green Bay
AFC:	22	Xavier Gipson*, N.Y. Jets

#### RETURNS, GAME

NFC:	6	Kene Nwangwu, Minnesota vs. Green Bay, Dec. 31 (166 yards, 0 TD)
AFC:	5	Derius Davis*, L.A. Chargers at Las Vegas, Dec. 14 (116 yards, 0 TD)
	5	Dameon Pierce, Houston vs. Cleveland, Dec. 24 (174 yards, 1 TD)
	5	Jamal Agnew, Jacksonville at Tampa Bay, Dec. 24 (106 yards, 0 TD)

#### TOUCHDOWNS

AFC:	1	Andrew Beck, Houston
	1	Marvin Mims*, Denver
	1	Dameon Pierce, Houston
	1	Jalen Reagor, New England
NFC:		(none)

#### TEAM CHAMPION

AFC:	26.7	Houston
NFC:	26.5	Carolina

#### NFL TOP 10 KICKOFF RETURNERS

	No	Yards	Avg	Long	TD
Nixon, Keisean, G.B.	30	782	26.1	51	0
Gipson, Xavier, NYJ	22	511	23.2	34	0

#### AFC—INDIVIDUAL KICKOFF RETURNERS

	Ret	FC	Yds	Avg	Lg	TD
* Gipson, Xavier, NYJ (Nonqualifiers)	22	1	511	23.2	34	0
Berrios, Braxton, Mia.	18	1	441	24.5	33	0
* Davis, Derius, LA-C	17	1	374	22.0	46	0
* Mims, Marvin, Den.	15	2	397	26.5	99†	1
Agnew, Jamal, Jac.	15	0	391	26.1	53	0
* Spears, Tyjae, Ten.	13	6	270	20.8	33	0
Williams, Trayveon, Cin.	12	0	290	24.2	46	0
Igwebuike, Godwin, Pit.	11	1	282	25.6	36	0
Carter, DeAndre, L.V.	11	0	262	23.8	40	0
Montgomery, Ty, N.E.	9	0	219	24.3	43	0
James, Richie, K.C.	9	6	187	20.8	31	0
Duvermay, Devin, Bal.	9	4	174	19.3	28	0
Strong, Pierre, Cle.	8	1	200	25.0	36	0
Johnson, Ty, Buf.	8	0	161	20.1	24	0
Pierce, Dameon, Hou.	7	0	225	32.1	98†	1
Reagor, Jalen, N.E.	7	0	221	31.6	98†	1
Johnson, D'Ernest, Jac.	7	0	126	18.0	22	0
McFarland, Anthony, Pit.	6	1	164	27.3	37	0
McKenzie, Isaiah, Ind.	6	5	152	25.3	42	0
King, Desmond, Pit.-Hou.	5	0	111	22.2	27	0
Shakir, Khalil, Buf.	5	4	98	19.6	27	0
* Bigsby, Tank, Jac.	4	0	99	24.8	31	0
Singleton, Devin, Hou.	4	0	90	22.5	35	0
Moore, Chris, Ten.	4	7	89	22.3	26	0
Boone, Mike, Hou.	4	0	66	16.5	25	0
Hill, Justice, Bal.	3	0	119	39.7	78	0
Sims, Steven, Hou.	3	0	71	23.7	29	0
Beck, Andrew, Hou.	2	0	94	47.0	85†	1
* Washington, Parker, Jac.	2	0	51	25.5	33	0
Evans, Chris, Cin.	2	0	45	22.5	27	0
* Brown, Chase, Cin.	2	0	44	22.0	27	0
* Dell, Tank, Hou.	2	1	44	22.0	23	0
Darden, Jaelon, Cle.	2	0	42	21.0	23	0
* Abanikanda, Israel, NYJ	2	0	31	15.5	19	0
* Downs, Josh, Ind.	2	1	24	12.0	17	0
Harris, Damien, Buf.	1	0	41	41.0	41	0
Wallace, Tylan, Bal.	1	0	26	26.0	26	0
Isabella, Andy, Buf.	1	0	25	25.0	25	0
Olshewski, Gunner, Pit.	2	2	24	12.0	24	0
Thomas, Daniel, Jac.	1	0	21	21.0	21	0
Harris, Kevin, N.E.	1	0	20	20.0	20	0
McKinnon, Jerick, K.C.	1	0	20	20.0	20	0
Washington, Montrell, K.C.	1	0	20	20.0	20	0
Flowers, Dallis, Ind.	1	2	19	19.0	19	0
Proche, James, Cle.	1	1	19	19.0	19	0
Fournette, Leonard, Buf.	1	0	17	17.0	17	0
Kelley, Joshua, LA-C	1	0	16	16.0	16	0
Hardman, Mecole, K.C.	1	0	14	14.0	14	0
Philips, Kyle, Ten.	1	0	13	13.0	13	0
Bryant, Myles, N.E.	1	0	11	11.0	11	0
Inwin, Trenton, Cin.	1	0	8	8.0	8	0
Harty, Deonte, Buf.	1	0	7	7.0	7	0
Pickens, George, Pit.	1	0	7	7.0	7	0
Manhertz, Chris, Den.	1	0	1	1.0	1	0
Pittman, Michael, Ind.	0	0	5	---	5	0
Dugger, Kyle, N.E.	0	1	0	---	---	0
Erickson, Alex, LA-C	0	1	0	---	---	0
Levin, Corey, Ten.	0	1	0	---	---	0
Renfrow, Hunter, L.V.	0	1	0	---	---	0

*t = Touchdown*

*Leader based on average return, minimum 20 returns*

*\* Player that was a rookie in 2023*



## 2023 INDIVIDUAL STATISTICS—KICKOFF RETURNS

### NFL—INDIVIDUAL KICKOFF RETURNERS

	Ret	FC	Yds	Avg	Lg	TD
Nixon, Keisean, G.B.	30	0	782	26.1	51	0
<i>(Nonqualifiers)</i>						
Shaheed, Rashid, N.O.	18	1	384	21.3	28	0
Dallas, DeeJay, Sea.	17	0	440	25.9	34	0
Dortch, Greg, Ariz	17	0	360	21.2	40	0
Jones, Velus, Chi.	16	0	435	27.2	37	0
Blackshear, Raheem, Car.	16	0	430	26.9	52	0
Thompkins, Deven, T.B.	16	5	327	20.4	32	0
Nwangwu, Kene, Min.	15	1	380	25.3	47	0
Dallas, Antonio, Was.	14	0	340	24.3	37	0
Dorsey, Khalil, Det.	12	0	244	20.3	30	0
Turpin, KaVontae, Dal.	10	0	292	29.2	63	0
McCloud, Ray-Ray, S.F.	10	0	225	22.5	34	0
Pringle, Byron, Was.	9	0	251	27.9	40	0
Eskridge, D'Wayne, Sea.	8	0	224	28.0	66	0
Campbell, Parris, NY-G	8	0	191	23.9	36	0
Scott, Boston, Phi.	8	5	170	21.3	38	0
Patterson, Cordarrelle, Atl.	7	0	153	21.9	29	0
Shenault, Laviska, Car.	6	0	167	27.8	37	0
Samuel, Deebo, S.F.	6	0	154	25.7	34	0
Trammell, Austin, LA-R	6	15	101	16.8	36	0
Dowdle, Rico, Dal.	6	0	86	14.3	31	0
Reynolds, Craig, Det.	5	0	133	26.6	31	0
* Scott, Tyler, Chi.	5	1	108	21.6	33	0
Chandler, Ty, Min.	4	0	97	24.3	33	0
* Gray, Eric, NY-G	4	1	58	14.5	20	0
Bowden, Lynn, N.O.	3	0	64	21.3	28	0
Hughes, Mike, Atl.	3	0	46	15.3	19	0
* Jamison, D'Shawn, Car.	2	0	40	20.0	22	0
Mason, Jordan, S.F.	2	0	40	20.0	28	0
* Luepke, Hunter, Dal.	2	0	15	7.5	15	0
Alford, Dee, Atl.	2	0	13	6.5	8	0
Covey, Britain, Phi.	1	0	30	30.0	30	0
Baccellia, Andre, Ariz	1	0	22	22.0	22	0
* Ibrahim, Mohamed, Det.	1	0	22	22.0	22	0
Knight, Bam, Det.	1	0	22	22.0	22	0
Robinson, Demarcus, LA-R	1	0	20	20.0	20	0
Gainwell, Kenneth, Phi.	1	2	19	19.0	19	0
Hill, Taysom, N.O.	1	0	18	18.0	18	0
Juszczak, Kyle, S.F.	1	0	18	18.0	18	0
Allen, Devon, Phi.	1	0	17	17.0	17	0
Parkinson, Colby, Sea.	1	0	16	16.0	16	0
Rivers, Ronnie, LA-R	1	2	16	16.0	16	0
Miller, Scott, Atl.	1	0	14	14.0	14	0
Watkins, Quez, Phi.	1	0	11	11.0	11	0
Bates, John, Was.	1	0	10	10.0	10	0
Smith, Keith, Atl.	1	0	10	10.0	10	0
Williams, Kyren, LA-R	1	1	8	8.0	8	0
Zaccheaus, Olamide, Phi.	1	3	7	7.0	7	0
* Heath, Malik, G.B.	1	0	1	1.0	1	0
* Bell, Ronnie, S.F.	1	0	0	0.0	0	0
Cager, Lawrence, NY-G	1	0	0	0.0	0	0
* Johnson, Roschon, Chi.	1	1	0	0.0	0	0
Kmet, Cole, Chi.	1	0	0	0.0	0	0
Moore, Rondale, Ariz	0	1	0	---	---	0
Raymond, Kalif, Det.	0	1	0	---	---	0
St. Brown, Amon-Ra, Det.	0	1	0	---	---	0

*t = Touchdown*

*Leader based on average return, minimum 20 returns*

\* *Player that was a rookie in 2023*

### AMERICAN FOOTBALL CONFERENCE—KICKOFF RETURNS

	No	Yards	Avg	Long	TD
Houston	23	613	26.7	98t	2
New England	18	471	26.2	98t	1
Denver	16	398	24.9	99t	1
Baltimore	13	319	24.5	78	0
Miami	18	441	24.5	33	0
Las Vegas	11	262	23.8	40	0
Cleveland	11	261	23.7	36	0
Jacksonville	29	688	23.7	53	0
Pittsburgh	24	565	23.5	37	0
Cincinnati	17	387	22.8	46	0
N.Y. Jets	24	542	22.6	34	0
Indianapolis	9	200	22.2	42	0
L.A. Chargers	18	390	21.7	46	0
Tennessee	18	372	20.7	33	0
Buffalo	17	349	20.5	41	0
Kansas City	12	241	20.1	31	0
<b>AFC Total</b>	<b>278</b>	<b>6499</b>	<b>23.4</b>	<b>99t</b>	<b>4</b>
<b>AFC Average</b>	<b>17.4</b>	<b>406.2</b>	<b>23.4</b>	<b>---</b>	<b>0.3</b>

### NATIONAL FOOTBALL CONFERENCE—KICKOFF RETURNS

	No	Yards	Avg	Long	TD
Carolina	24	637	26.5	52	0
Seattle	26	680	26.2	66	0
Green Bay	31	783	25.3	51	0
Minnesota	19	477	25.1	47	0
Washington	24	601	25.0	40	0
Chicago	23	543	23.6	37	0
Detroit	19	421	22.2	31	0
San Francisco	20	437	21.9	34	0
Dallas	18	393	21.8	63	0
Arizona	18	382	21.2	40	0
New Orleans	22	466	21.2	28	0
Tampa Bay	16	327	20.4	32	0
Philadelphia	13	254	19.5	38	0
N.Y. Giants	13	249	19.2	36	0
Atlanta	14	236	16.9	29	0
L.A. Rams	9	145	16.1	36	0
<b>NFC Total</b>	<b>309</b>	<b>7031</b>	<b>22.8</b>	<b>66</b>	<b>0</b>
<b>NFC Average</b>	<b>19.3</b>	<b>439.4</b>	<b>22.8</b>	<b>---</b>	<b>0.0</b>
<b>League Total</b>	<b>587</b>	<b>13530</b>	<b>---</b>	<b>99t</b>	<b>4</b>
<b>League Average</b>	<b>18.3</b>	<b>422.8</b>	<b>23.0</b>	<b>---</b>	<b>0.1</b>

## 2023 INDIVIDUAL STATISTICS—PUNTING

### PUNTING

#### AVERAGE YARDS PER PUNT

AFC: 53.1 Ryan Stonehouse, Tennessee  
 NFC: 51.4 Bryan Anger, Dallas

#### NET AVERAGE YARDS PER PUNT

AFC: 45.1 AJ Cole, Las Vegas  
 NFC: 44.9 Bryan Anger, Dallas

#### LONGEST

AFC: 83 AJ Cole, Las Vegas vs. Minnesota, Dec. 10  
 83 J.K. Scott, L.A. Chargers vs. Denver, Dec. 10  
 NFC: 77 Blake Gillikin, Arizona at Chicago, Dec. 24

#### PUNTS

AFC: 99 Thomas Morstead, N.Y. Jets  
 NFC: 95 Jamie Gillan, N.Y. Giants

#### PUNTS, GAME

NFC: 13 Jamie Gillan, N.Y. Giants vs. N.Y. Jets,  
 Oct. 29 (549 yards) - (OT)  
 AFC: 11 Thomas Morstead, N.Y. Jets at N.Y. Giants,  
 Oct. 29 (529 yards) - (OT)

#### TEAM CHAMPION

NFC: 51.4 Dallas  
 AFC: 50.4 Las Vegas

### AMERICAN FOOTBALL CONFERENCE—PUNTING

	Total Punts	Yards	Long	Avg	TB	Blk	Opp Ret	Return Yards	Inside the 20	Net Avg
Las Vegas	75	3783	83	50.4	6	0	31	283	34	45.1
Tennessee	80	4008	74	50.1	12	1	29	328	36	43.0
Cleveland	90	4449	73	49.4	9	0	45	450	31	42.4
N.Y. Jets	99	4831	62	48.8	8	0	48	535	36	41.8
Indianapolis	69	3281	69	47.6	0	1	38	360	21	42.3
Jacksonville	61	2893	65	47.4	4	0	22	143	29	43.8
Baltimore	67	3158	67	47.1	5	1	32	433	28	39.2
Kansas City	59	2776	68	47.1	5	0	20	207	20	41.8
New England	98	4598	79	46.9	8	0	44	439	38	40.8
Houston	80	3735	74	46.7	5	0	29	192	32	43.0
L.A. Chargers	75	3475	83	46.3	4	0	28	221	30	42.3
Denver	79	3659	68	46.3	6	0	31	195	27	42.3
Buffalo	51	2334	70	45.8	3	0	19	237	24	39.9
Miami	53	2424	66	45.7	3	0	17	207	20	40.7
Cincinnati	76	3369	62	44.3	5	0	29	203	20	40.3
Pittsburgh	89	3914	63	44.0	8	0	29	269	33	39.2
<b>AFC Total</b>	<b>1201</b>	<b>56687</b>	<b>83</b>	<b>---</b>	<b>91</b>	<b>3</b>	<b>491</b>	<b>4702</b>	<b>459</b>	<b>---</b>
<b>AFC Average</b>	<b>75.1</b>	<b>3542.9</b>	<b>--</b>	<b>47.2</b>	<b>5.7</b>	<b>0.2</b>	<b>30.7</b>	<b>293.9</b>	<b>28.7</b>	<b>41.8</b>

### NATIONAL FOOTBALL CONFERENCE—PUNTING

	Total Punts	Yards	Long	Avg	TB	Blk	Opp Ret	Return Yards	Inside the 20	Net Avg
Dallas	44	2262	63	51.4	2	0	24	247	17	44.9
Tampa Bay	77	3854	74	50.1	9	0	38	455	26	41.8
Seattle	66	3303	73	50.0	8	0	34	232	25	44.1
Arizona	64	3172	77	49.6	3	0	36	366	13	42.9
Philadelphia	52	2537	63	48.8	1	0	32	277	17	43.1
L.A. Rams	64	3101	72	48.5	7	1	32	495	20	38.5
Minnesota	60	2887	68	48.1	7	0	28	277	16	41.2
San Francisco	52	2480	67	47.7	2	0	22	220	26	42.7
Atlanta	75	3523	66	47.0	3	0	31	353	27	41.5
Carolina	82	3838	69	46.8	5	0	31	210	25	43.0
Detroit	57	2646	70	46.4	5	0	21	168	26	41.7
Green Bay	57	2634	68	46.2	5	0	23	270	18	39.7
Chicago	67	3088	76	46.1	8	0	30	381	18	38.0
N.Y. Giants	95	4372	74	46.0	4	0	39	270	35	42.3
Washington	75	3361	66	44.8	2	2	34	271	30	40.7
New Orleans	75	3224	62	43.0	4	0	29	163	31	39.7
<b>NFC Total</b>	<b>1062</b>	<b>50282</b>	<b>77</b>	<b>---</b>	<b>75</b>	<b>3</b>	<b>484</b>	<b>4655</b>	<b>370</b>	<b>---</b>
<b>NFC Average</b>	<b>66.4</b>	<b>3142.6</b>	<b>--</b>	<b>47.3</b>	<b>4.7</b>	<b>0.2</b>	<b>30.3</b>	<b>290.9</b>	<b>23.1</b>	<b>41.6</b>
<b>NFL Total</b>	<b>2263</b>	<b>106969</b>	<b>83</b>	<b>---</b>	<b>166</b>	<b>6</b>	<b>975</b>	<b>9357</b>	<b>829</b>	<b>---</b>
<b>NFL Average</b>	<b>70.7</b>	<b>3342.8</b>	<b>--</b>	<b>47.3</b>	<b>5.2</b>	<b>0.2</b>	<b>30.5</b>	<b>292.4</b>	<b>25.9</b>	<b>41.7</b>

## 2023 INDIVIDUAL STATISTICS—PUNTING

### NFL TOP 10 PUNTERS

	No	Yards	Long	Avg	Total Punts	TB	Blk	Opp Ret	Return Yards	Inside the 20	Net Avg
Stonehouse, Ryan, Ten.	53	2812	74	53.1	54	10	1	22	243	28	43.9
Anger, Bryan, Dal.	44	2262	63	51.4	44	2	0	24	247	17	44.9
Gillikin, Blake, Ariz	51	2580	77	50.6	51	2	0	29	318	11	43.6
Cole, A.J., L.V.	75	3783	83	50.4	75	6	0	31	283	34	45.1
Camarda, Jake, T.B.	77	3854	74	50.1	77	9	0	38	455	26	41.8
Dickson, Michael, Sea.	66	3303	73	50.0	66	8	0	34	232	25	44.1
Mann, Braden, Phi.	44	2190	63	49.8	44	1	0	27	237	15	43.9
Bojorquez, Corey, Cle.	87	4294	73	49.4	87	9	0	43	420	31	42.5
Evans, Ethan, LA-R	63	3101	72	49.2	64	7	1	32	495	20	38.5
Morstead, Thomas, NYJ	99	4831	62	48.8	99	8	0	48	535	36	41.8

### AFC—INDIVIDUAL PUNTERS

	No	Yards	Long	Avg	Total Punts	TB	Blk	Opp Ret	Return Yards	Inside the 20	Net Avg
Stonehouse, Ryan, Ten.	53	2812	74	53.1	54	10	1	22	243	28	43.9
Cole, A.J., L.V.	75	3783	83	50.4	75	6	0	31	283	34	45.1
Bojorquez, Corey, Cle.	87	4294	73	49.4	87	9	0	43	420	31	42.5
Morstead, Thomas, NYJ	99	4831	62	48.8	99	8	0	48	535	36	41.8
Sanchez, Rigoberto, Ind.	68	3281	69	48.3	69	0	1	38	360	21	42.3
Stout, Jordan, Bal.	66	3158	67	47.8	67	5	1	32	433	28	39.2
Johnston, Cameron, Hou.	66	3145	74	47.7	66	3	0	26	183	30	44.0
Cooke, Logan, Jac.	61	2893	65	47.4	61	4	0	22	143	29	43.8
Townsend, Tommy, K.C.	59	2776	68	47.1	59	5	0	20	207	20	41.8
*Baringer, Bryce, N.E.	98	4598	79	46.9	98	8	0	44	439	38	40.8
Scott, J.K., LA-C	75	3475	83	46.3	75	4	0	28	221	30	42.3
Dixon, Riley, Den.	79	3659	68	46.3	79	6	0	31	195	27	42.3
Martin, Sam, Buf.	51	2334	70	45.8	51	3	0	19	237	24	39.9
Bailey, Jake, Mia.	53	2424	66	45.7	53	3	0	17	207	20	40.7
*Robbins, Brad, Cin.	76	3369	62	44.3	76	5	0	29	203	20	40.3
Harvin, Pressley, Pit. (Nonqualifiers)	78	3419	63	43.8	78	6	0	25	242	30	39.2
*Zentner, Ty, Hou.-Ten.	38	1705	64	44.9	38	4	0	9	91	10	40.4
Wing, Brad, Pit.	11	495	52	45.0	11	2	0	4	27	3	38.9
Haack, Matt, Cle.	3	155	56	51.7	3	0	0	2	30	0	41.7
Folk, Nick, Ten.	2	81	41	40.5	2	0	0	1	3	0	39.0

Leader based on average, minimum 40 punts; \*Player that was a rookie in 2023

### NFC—INDIVIDUAL PUNTERS

	No	Yards	Long	Avg	Total Punts	TB	Blk	Opp Ret	Return Yards	Inside the 20	Net Avg
Anger, Bryan, Dal.	44	2262	63	51.4	44	2	0	24	247	17	44.9
Gillikin, Blake, Ariz	51	2580	77	50.6	51	2	0	29	318	11	43.6
Camarda, Jake, T.B.	77	3854	74	50.1	77	9	0	38	455	26	41.8
Dickson, Michael, Sea.	66	3303	73	50.0	66	8	0	34	232	25	44.1
Mann, Braden, Phi.	44	2190	63	49.8	44	1	0	27	237	15	43.9
*Evans, Ethan, LA-R	63	3101	72	49.2	64	7	1	32	495	20	38.5
Wright, Ryan, Min.	59	2873	68	48.7	59	7	0	27	260	16	41.9
Wishnowsky, Mitch, S.F.	52	2480	67	47.7	52	2	0	22	220	26	42.7
Pinion, Bradley, Atl.	75	3523	66	47.0	75	3	0	31	353	27	41.5
Hekker, Johnny, Car.	82	3838	69	46.8	82	5	0	31	210	25	43.0
Fox, Jack, Det.	57	2646	70	46.4	57	5	0	21	168	26	41.7
Whelan, Daniel, G.B.	57	2634	68	46.2	57	5	0	23	270	18	39.7
Gill, Trenton, Chi.	67	3088	76	46.1	67	8	0	30	381	18	38.0
Way, Tress, Was.	73	3361	66	46.0	75	2	2	34	271	30	40.7
Gillan, Jamie, NY-G	95	4372	74	46.0	95	4	0	39	270	35	42.3
*Hedley, Lou, N.O. (Nonqualifiers)	75	3224	62	43.0	75	4	0	29	163	31	39.7
Cooney, Nolan, Ariz	13	592	56	45.5	13	1	0	7	48	2	40.3
Siposs, Arryn, Phi.	8	347	54	43.4	8	0	0	5	40	2	38.4
Joseph, Greg, Min.	1	14	14	14.0	1	0	0	1	17	0	-3.0

Leader based on average, minimum 40 punts; \*Player that was a rookie in 2023

## 2023 INDIVIDUAL/TEAM STATISTICS—SACKS

### SACKS

#### MOST SACKS

AFC:	19.0	T.J. Watt, Pittsburgh
NFC:	16.5	Danielle Hunter, Minnesota

#### MOST SACKS, GAME

AFC:	6.0	Khalil Mack, L.A. Chargers vs. Las Vegas, Oct. 1
NFC:	3.0	Drake Jackson, San Francisco at Pittsburgh, Sept. 10
	3.0	Danielle Hunter, Minnesota at Philadelphia, Sept. 14
	3.0	Rashan Gary, Green Bay vs. New Orleans, Sept. 24
	3.0	Harrison Smith, Minnesota at Carolina, Oct. 1
	3.0	Nicholas Morrow, Philadelphia vs. Washington, Oct. 1 - (OT)
	3.0	Kayvon Thibodeaux, N.Y. Giants vs. N.Y. Jets, Oct. 29 - (OT)
	3.0	Rashan Gary, Green Bay at Detroit, Nov. 23
	3.0	Tanoh Kpassagnon, New Orleans vs. N.Y. Giants, Dec. 17
	3.0	Aidan Hutchinson, Detroit at Dallas, Dec. 30

#### TEAM LEADERS, SACKS

AFC:	BALTIMORE, 13.0, Justin Madubuike; BUFFALO, 10.5, Leonard Floyd; CINCINNATI, 17.5, Trey Hendrickson; CLEVELAND, 14.0, Myles Garrett; DENVER, 8.5, Jonathon Cooper; HOUSTON, 12.5, Jonathan Greenard; INDIANAPOLIS, 9.5, Samson Ebukam; JACKSONVILLE, 17.5, Josh Allen; KANSAS CITY, 10.5, Chris Jones, George Karlaftis; LAS VEGAS, 14.5, Maxx Crosby; L.A. CHARGERS, 17.0, Khalil Mack; MIAMI, 11.0, Bradley Chubb; NEW ENGLAND, 8.5, Christian Barmore; N.Y. JETS, 10.0, Bryce Huff; PITTSBURGH, 19.0, T.J. Watt; TENNESSEE, 11.5, Denico Autry.
NFC:	ARIZONA, 6.0, Dennis Gardeck; ATLANTA, 6.5, Calais Campbell, Bud Dupree; CAROLINA, 8.0, Brian Burns; CHICAGO, 6.0, Montez Sweat; DALLAS, 14.0, Micah Parsons; DETROIT, 11.5, Aidan Hutchinson; GREEN BAY, 9.0, Rashan Gary; L.A. RAMS, 9.0, Kobie Turner*; MINNESOTA, 16.5, Danielle Hunter; NEW ORLEANS, 8.5, Carl Granderson; N.Y. GIANTS, 11.5, Kayvon Thibodeaux; PHILADELPHIA, 11.0, Haason Reddick; SAN FRANCISCO, 10.5, Nick Bosa; SEATTLE, 9.0, Boye Mafe; TAMPA BAY, 7.5, YaYa Diaby*; WASHINGTON, 6.5, Montez Sweat.

#### TEAM CHAMPION

AFC:	60	Baltimore
NFC:	48	San Francisco
	48	Tampa Bay

### NFL TOP 10 LEADERS—SACKS

	Sacks
Watt, T.J., Pit.	19.0
Allen, Josh, Jac.	17.5
Hendrickson, Trey, Cin.	17.5
Mack, Khalil, LA-C	17.0
Hunter, Danielle, Min.	16.5
Crosby, Maxx, L.V.	14.5
Garrett, Myles, Cle.	14.0
Parsons, Micah, Dal.	14.0
Madubuike, Justin, Bal.	13.0
Greenard, Jonathan, Hou.	12.5
Sweat, Montez, Was.-Chi.	12.5

### AMERICAN FOOTBALL CONFERENCE—SACKS

	Sacks	Yards
Baltimore	60	454
Kansas City	57	351
Miami	56	371
Buffalo	54	334
Indianapolis	51	315
Cleveland	49	349
L.A. Chargers	48	334
N.Y. Jets	48	321
Pittsburgh	47	304
Houston	46	355
Las Vegas	46	290
Tennessee	45	315
Cincinnati	44	257
Denver	42	330
Jacksonville	40	279
New England	36	248
<b>AFC Total</b>	<b>769</b>	<b>5207</b>
<b>AFC Average</b>	<b>48.1</b>	<b>325.4</b>

### NATIONAL FOOTBALL CONFERENCE—SACKS

	Sacks	Yards
San Francisco	48	307
Tampa Bay	48	336
Seattle	47	298
Dallas	46	296
Green Bay	45	288
Minnesota	43	302
Philadelphia	43	255
Atlanta	42	258
Detroit	41	357
L.A. Rams	41	267
Washington	39	170
New Orleans	34	244
N.Y. Giants	34	259
Arizona	33	233
Chicago	30	202
Carolina	27	193
<b>NFC Total</b>	<b>641</b>	<b>4265</b>
<b>NFC Average</b>	<b>40.1</b>	<b>266.6</b>
<b>League Total</b>	<b>1410</b>	<b>9472</b>
<b>League Average</b>	<b>44.1</b>	<b>296.0</b>

## 2023 INDIVIDUAL STATISTICS—SACKS

### AFC—INDIVIDUAL SACKS

AFC—INDIVIDUAL SACKS		Sacks		Sacks	
Watt, T.J., Pit.	19.0	Jewell, Josey, Den.	3.0	Harrison, Ronnie, Ind.	1.0
Allen, Josh, Jac.	17.5	Joseph-Day, Sebastian, LA-C	3.0	Hobbs, Nate, L.V.	1.0
Hendrickson, Trey, Cin.	17.5	Locke, P.J., Den.	3.0	Hollins, Justin, LA-C	1.0
Mack, Khalil, LA-C	17.0	* McDonald, Will, NYJ	3.0	Holmes, Jalyn, NYJ	1.0
Crosby, Maxx, L.V.	14.5	McDuffie, Trent, K.C.	3.0	Jack, Myles, Pit.	1.0
Garrett, Myles, Cle.	14.0	* Murphy, Myles, Cin.	3.0	Jenkins, John, L.V.	1.0
Madubuike, Justin, Bal.	13.0	Murray, Kenneth, LA-C	3.0	Jenkins, Rayshawn, Jac.	1.0
Greenard, Jonathan, Hou.	12.5	Ogunjobi, Larry, Pit.	3.0	* Johnson, Antonio, Jac.	1.0
Autry, Denico, Ten.	11.5	Reid, Justin, K.C.	3.0	Johnson, Eric, Ind.	1.0
Chubb, Bradley, Mia.	11.0	Tomlinson, Dalvin, Cle.	3.0	Johnson, Jaleel, Ten.	1.0
Floyd, Leonard, Buf.	10.5	Uche, Josh, N.E.	3.0	Johnson, Taron, Buf.	1.0
Jones, Chris, K.C.	10.5	Urban, Brent, Bal.	3.0	Joseph, Linval, Buf.	1.0
Karlaftis, George, K.C.	10.5	Barnett, Derek, Hou.	2.5	King, Desmond, Hou.	1.0
Landry, Harold, Ten.	10.5	Dodson, Tyrel, Buf.	2.5	Kohou, Kader, Mia.	1.0
Huff, Bryce, NYJ	10.0	Edmunds, Terrell, Ten.	2.5	* Land, Isaiah, Ind.	1.0
Sieler, Zach, Mia.	10.0	Elliott, Jordan, Cle.	2.5	Lawson, Shaq, Buf.	1.0
Walker, Travon, Jac.	10.0	Jones, DaQuan, Buf.	2.5	Leal, DeMarvin, Pit.	1.0
Clowney, Jadeveon, Bal.	9.5	Oluokun, Foye, Jac.	2.5	Long, David, Mia.	1.0
Ebukam, Samson, Ind.	9.5	Phillips, Jordan, Buf.	2.5	Marlowe, Dean, LA-C	1.0
Oliver, Ed, Buf.	9.5	Roberts, Elandon, Pit.	2.5	* McGuire, Isaiah, Cle.	1.0
Van Noy, Kyle, Bal.	9.0	Al-Shaair, Azeez, Ten.	2.0	* Mitchell, Cameron, Cle.	1.0
Wilkins, Christian, Mia.	9.0	* Battle, Jordan, Cin.	2.0	Nnadi, Derrick, K.C.	1.0
Barmore, Christian, N.E.	8.5	Bryan, Taven, Ind.	2.0	Ojabo, David, Bal.	1.0
Cooper, Jonathon, Den.	8.5	Cashman, Blake, Hou.	2.0	Ossai, Joseph, Cin.	1.0
Paye, Kwity, Ind.	8.5	Chaisson, K'Lavon, Jac.	2.0	Peppers, Jabrill, N.E.	1.0
Bonitto, Nik, Den.	8.0	Davis, Khalil, Hou.	2.0	Pierce, Michael, Bal.	1.0
Buckner, DeForest, Ind.	8.0	Harris, Christian, Hou.	2.0	Pola-Mao, Isaiah, L.V.	1.0
Koonce, Malcolm, L.V.	8.0	Heyward, Cameron, Pit.	2.0	Poyer, Jordan, Buf.	1.0
Odeyingbo, Dayo, Ind.	8.0	Hilton, Mike, Cin.	2.0	Reader, D.J., Cin.	1.0
Johnson, Jermaine, NYJ	7.5	James, Derwin, LA-C	2.0	Riley, Elijah, Pit.	1.0
* Anderson, Will, Hou.	7.0	Jones, D.J., Den.	2.0	Robertson, Amik, L.V.	1.0
Highsmith, Alex, Pit.	7.0	Martin, Jake, Ind.	2.0	Robinson, Janarius, L.V.	1.0
Omenihu, Charles, K.C.	7.0	Maulet, Arthur, Bal.	2.0	Robinson, Mark, Pit.	1.0
Bernard, Terrel, Buf.	6.5	McCreary, Roger, Ten.	2.0	* Robinson, Tavius, Bal.	1.0
Bosa, Joey, LA-C	6.5	McMillian, Ja'Quan, Den.	2.0	Settle, Tim, Buf.	1.0
Danna, Michael, K.C.	6.5	Moehring, Tre'von, L.V.	2.0	Simmons, Justin, Den.	1.0
Epenesa, A.J., Buf.	6.5	Pratt, Germaine, Cin.	2.0	* Simpson, Trenton, Bal.	1.0
Phillips, Jaelan, Mia.	6.5	Singleton, Alex, Den.	2.0	Smoot, Dawuane, Jac.	1.0
Hubbard, Sam, Cin.	6.0	Takitaki, Sione, Cle.	2.0	Speed, E.J., Ind.	1.0
Jefferson, Quinton, NYJ	6.0	Tillery, Jerry, L.V.	2.0	Tart, Teair, Ten.	1.0
Key, Arden, Ten.	6.0	Washington, Broderick, Bal.	2.0	Tavai, Jahlan, N.E.	1.0
Rankins, Sheldon, Hou.	6.0	Watson, Jaylen, K.C.	2.0	* Turner, DJ, Cin.	1.0
Van Ginkel, Andrew, Mia.	6.0	Wharton, Tershaw, K.C.	2.0	Washington, Ar'Darius, Bal.	1.0
Fox, Morgan, LA-C	5.5	Williams, Quincy, NYJ	2.0	* White, Keion, N.E.	1.0
Simmons, Jeffery, Ten.	5.5	* Adebawore, Adetomiwa, Ind.	1.5	Williams, Nick, LA-C	1.0
Smith, Za'Darius, Cle.	5.5	Baker, Jerome, Mia.	1.5	Wilson, Logan, Cin.	1.0
Williams, Quinnen, NYJ	5.5	Delpit, Grant, Cle.	1.5	Woods, Al, NYJ	1.0
Allen, Zach, Den.	5.0	Dugger, Kyle, N.E.	1.5	* Anudike-Uzomah, Felix, K.C.	0.5
Butler, Adam, L.V.	5.0	Franklin, Zaire, Ind.	1.5	Apple, Eli, Mia.	0.5
Collins, Maliek, Hou.	5.0	Harris, Shelby, Cle.	1.5	Bethel, Justin, Mia.	0.5
Ogbah, Emmanuel, Mia.	5.0	Herring, Malik, K.C.	1.5	Cisco, Andre, Jac.	0.5
Oweh, Odafe, Bal.	5.0	Hill, Daxton, Cin.	1.5	Clemons, Micheal, NYJ	0.5
Rousseau, Greg, Buf.	5.0	Hurst, Maurice, Cle.	1.5	Hinisch, Kurt, Hou.	0.5
Thomas, Solomon, NYJ	5.0	Ingram, Melvin, Mia.	1.5	Mosley, C.J., NYJ	0.5
Wright, Alex, Cle.	5.0	Jennings, Anfernee, N.E.	1.5	Newsome, Greg, Cle.	0.5
Bentley, Ja'Whaun, N.E.	4.5	Jones, Travis, Bal.	1.5	Perryman, Denzel, Hou.	0.5
Browning, Baron, Den.	4.5	Moore, Kenny, Ind.	1.5	Rapp, Taylor, Buf.	0.5
Hill, B.J., Cin.	4.5	Nichols, Bilal, L.V.	1.5	Riley, Duke, Mia.	0.5
Okoronkwo, Ogbo, Cle.	4.5	Sample, Cameron, Cin.	1.5	Stewart, Grover, Ind.	0.5
Tranquill, Drue, K.C.	4.5	Smith, Roquan, Bal.	1.5	Watts, Armon, Pit.	0.5
* Tuipulotu, Tuli, LA-C	4.5	Alexander, Kwon, Pit.	1.0	Whitehead, Jordan, NYJ	0.5
Wise, Deatrich, N.E.	4.5	* Benton, Keeanu, Pit.	1.0		
Golden, Markus, Pit.	4.5	Bryant, Myles, N.E.	1.0		
Judon, Matt, N.E.	4.0	Davidson, Marlon, Ten.	1.0		
Lewis, Tyquan, Ind.	4.0	Davis, Raekwon, Mia.	1.0		
Franklin-Myers, John, NYJ	3.5	Deablo, Divine, L.V.	1.0		
Kendricks, Eric, LA-C	3.5	Douglas, Rasul, Buf.	1.0		
Owusu-Koramoah, J., Cle.	3.5	Edwards, Mike, K.C.	1.0		
Queen, Patrick, Bal.	3.5	Ford, Poona, Buf.	1.0		
Robertson-Harris, Roy, Jac.	3.5	Garcia, Elijah, Den.	1.0		
Spillane, Robert, L.V.	3.5	Gay, Willie, K.C.	1.0		
Wilson, Mack, N.E.	3.5	Gibbens, Jack, Ten.	1.0		
* Wilson, Tyree, L.V.	3.5	Gipson, Trevis, Ten.	1.0		
Chenal, Leo, K.C.	3.0	* Gonzalez, Christian, N.E.	1.0		
Hamilton, Kyle, Bal.	3.0	Gotsis, Adam, Jac.	1.0		
* Herbig, Nick, Pit.	3.0	Hand, Da'Shawn, Mia.	1.0		
Hughes, Jerry, Hou.	3.0	Harmon, Duron, Cle.	1.0		
		Harris, Jonathan, Den.	1.0		

\* Player that was a rookie in 2023

## 2023 INDIVIDUAL STATISTICS—SACKS

### NFC—INDIVIDUAL SACKS

	Sacks		Sacks		Sacks
Hunter, Danielle, Min.	16.5	Hankins, Johnathan, Dal.	3.0	Jones, Benito, Det.	1.0
Parsons, Micah, Dal.	14.0	* Harrison, Zach, Atl.	3.0	Jones, Deion, Car.	1.0
Sweat, Montez, Was.-Chi.	12.5	Jackson, Drake, S.F.	3.0	Jones, Patrick, Min.	1.0
Hutchinson, Aidan, Det.	11.5	Melifonwu, Ifeatu, Det.	3.0	Leonard, Shaquille, Phi.	1.0
Thibodeaux, Kayvon, NY-G	11.5	Morrow, Nicholas, Phi.	3.0	* Martin, Quan, Was.	1.0
Reddick, Haason, Phi.	11.0	Nelson, Anthony, T.B.	3.0	Maye, Marcus, N.O.	1.0
Bosa, Nick, S.F.	10.5	Odighizuwa, Osa, Dal.	3.0	McFadden, Micah, NY-G	1.0
Gary, Rashan, G.B.	9.0	Phillips, Harrison, Min.	3.0	Onwuzurike, Levi, Det.	1.0
Mafe, Boye, Sea.	9.0	Shepherd, Nathan, N.O.	3.0	Owens, Jonathan, G.B.	1.0
* Turner, Kobie, LA-R	9.0	Smith, Harrison, Min.	3.0	Paschal, Joshua, Det.	1.0
Granderson, Carl, N.O.	8.5	* Witherspoon, Devon, Sea.	3.0	Reeves-Maybin, Jalen, Det.	1.0
Burns, Brian, Car.	8.0	Davis, Jordan, Phi.	2.5	* Ringo, Kelee, Phi.	1.0
Donald, Aaron, LA-R	8.0	* Dexter, Gervon, Chi.	2.5	Russell, J.J., T.B.	1.0
Smith, Preston, G.B.	8.0	Edwards, T.J., Chi.	2.5	Sanborn, Jack, Chi.	1.0
Wonnum, D.J., Min.	8.0	Fotu, Leki, Ariz	2.5	Simmons, Isaiah, NY-G	1.0
* Young, Byron, LA-R	8.0	Metellus, Josh, Min.	2.5	* Smith, Mazi, Dal.	1.0
Armstrong, Dorance, Dal.	7.5	Ojulari, Azeez, NY-G	2.5	* Smith, Nolan, Phi.	1.0
Clark, Kenny, G.B.	7.5	Okereke, Bobby, NY-G	2.5	Smith-Williams, James, Was.	1.0
* Diaby, YaYa, T.B.	7.5	* Pace, Ivan, Min.	2.5	Stille, Ben, Ariz	1.0
Young, Chase, Was.-S.F.	7.5	Strong, Kevin, Ariz	2.5	St-Juste, Benjamin, Was.	1.0
Hargrave, Javon, S.F.	7.0	Walker, Quay, G.B.	2.5	Street, Kentavius, Atl.	1.0
Reed, Jarran, Sea.	7.0	Warner, Fred, S.F.	2.5	Stroman, Greg, Chi.	1.0
Campbell, Calais, Atl.	6.5	White, Devin, T.B.	2.5	Taylor, Alontae, N.O.	1.0
Davis, Demario, N.O.	6.5	Baun, Zack, N.O.	2.0	Thompson, Jalen, Ariz	1.0
Dupree, Bud, Atl.	6.5	Brown, Derrick, Car.	2.0	VanValkenburg, Zach, LA-R	1.0
Sweat, Josh, Phi.	6.5	Billard, Jonathan, Min.	2.0	Walker, Tracy, Det.	1.0
* Carter, Jalen, Phi.	6.0	* Campbell, Jack, Det.	2.0	Watkins, Carlos, Ariz	1.0
Ebiketie, Arnold, Atl.	6.0	Cominsky, John, Det.	2.0	* Watts, Markees, T.B.	1.0
Gardeck, Dennis, Ariz	6.0	Davenport, Marcus, Min.	2.0	Williams, DeShawn, Car.	1.0
Hoecht, Michael, LA-R	6.0	Edwards, Mario, Sea.	2.0	Andersen, Troy, Atl.	0.5
Winfield, Antoine, T.B.	6.0	Enagbare, Kingsley, G.B.	2.0	Anderson, Abdullah, Was.	0.5
Allen, Jonathan, Was.	5.5	Green, Rasheem, Chi.	2.0	Brown, Bobby, LA-R	0.5
Luvu, Frankie, Car.	5.5	* Johnson, Desjuan, LA-R	2.0	Bynum, Camryn, Min.	0.5
Taylor, Darrell, Sea.	5.5	Jordan, Cameron, N.O.	2.0	Davidson, D.J., NY-G	0.5
Veal, Vita, T.B.	5.5	Landman, Nate, Atl.	2.0	Dean, Nakobe, Phi.	0.5
Williams, Leonard, NY-G-Sea.	5.5	Mayo, David, Was.	2.0	* Foskey, Isaiah, N.O.	0.5
Wyatt, Devonte, G.B.	5.5	Nwosu, Uchenna, Sea.	2.0	Hall, Logan, T.B.	0.5
Armstead, Arik, S.F.	5.0	Okwara, Julian, Det.	2.0	Houston, Justin, Car.	0.5
Cox, Fletcher, Phi.	5.0	Okwara, Romeo, Det.	2.0	McDuffie, Isaiah, G.B.	0.5
McNeill, Ailim, Det.	5.0	Pinnock, Jason, NY-G	2.0	McKinney, Xavier, NY-G	0.5
Toohill, Casey, Was.	5.0	Tuipulotu, Marlon, Phi.	2.0	Nixon, Keisean, G.B.	0.5
Tryon-Shoyinka, Joe, T.B.	5.0	White, Kyzir, Ariz	2.0	Nunez-Roches, Rakeem, NY-G	0.5
Ward, Jihad, NY-G	5.0	Williams, Jonah, LA-R	2.0	* Pickens, Zacch, Chi.	0.5
Barrett, Shaquil, T.B.	4.5	Givens, Kevin, S.F.	1.5	Robinson, Dominique, Chi.	0.5
* Bresee, Bryan, N.O.	4.5	Golston, Chauncey, Dal.	1.5	Tuttle, Shy, Car.	0.5
Brooks, Jordyn, Sea.	4.5	Greenlaw, Dre, S.F.	1.5	Werner, Pete, N.O.	0.5
David, Lavonte, T.B.	4.5	Harris, Charles, Det.	1.5	Williams, Milton, Phi.	0.5
Gross-Matos, Yetur, Car.	4.5	* Henry, K.J, Was.	1.5	* Wooden, Colby, G.B.	0.5
Jones, Dre'Mont, Sea.	4.5	Jarrett, Grady, Atl.	1.5	Woods, Josh, Ariz	0.5
Jones, Ernest, LA-R	4.5	Kearse, Jayron, Dal.	1.5		
Jones, Justin, Chi.	4.5	Ledbetter, Jonathan, Ariz	1.5		
Lawrence, Dexter, NY-G	4.5	Adams, Myles, Sea.	1.0		
Williams, Sam, Dal.	4.5	Barnes, Derrick, Det.	1.0		
* Brooks, Karl, G.B.	4.0	* Beal, Robert, S.F.	1.0		
Dimukeje, Victor, Ariz	4.0	Belton, Dane, NY-G	1.0		
Elliss, Kaden, Atl.	4.0	* Branch, Brian, Det.	1.0		
Fowler, Dante, Dal.	4.0	Brisker, Jaquan, Chi.	1.0		
* Kancey, Calijah, T.B.	4.0	Brown, Tre, Sea.	1.0		
Lawrence, DeMarcus, Dal.	4.0	Buggs, Isaiah, Det.	1.0		
Ngakoue, Yannick, Chi.	4.0	Burks, Oren, S.F.	1.0		
* Ojulari, B.J, Ariz	4.0	Chinn, Jeremy, Car.	1.0		
Onyemata, David, Atl.	4.0	Curi, Kamren, Was.	1.0		
Payne, Daron, Was.	4.0	Davis, Kalia, S.F.	1.0		
* Van Ness, Lukas, G.B.	4.0	Dye, Troy, Min.	1.0		
Collins, Zaven, Ariz	3.5	Gaines, Greg, T.B.	1.0		
Ferrell, Clelin, S.F.	3.5	Gallimore, Neville, Dal.	1.0		
Gregory, Randy, Den.-S.F.	3.5	Gill, Cam, T.B.	1.0		
Kinlaw, Javon, S.F.	3.5	Gipson, Tashaun, S.F.	1.0		
Kpassagnon, Tanoh, N.O.	3.5	Gordon, Kyler, Chi.	1.0		
* Stills, Dante, Ariz	3.5	Graham, Ta'Quon, Atl.	1.0		
Wagner, Bobby, Sea.	3.5	Grugier-Hill, Kamu, Car.	1.0		
Walker, DeMarcus, Chi.	3.5	Haynes, Marquis, Car.	1.0		
Anzalone, Alex, Det.	3.0	Henderson, C.J., Car.	1.0		
Carter, Lorenzo, Atl.	3.0	Hicks, Jordan, Min.	1.0		
Davis, Jamin, Was.	3.0	* Howden, Jordan, N.O.	1.0		
Graham, Brandon, Phi.	3.0	Hudson, Khaleke, Was.	1.0		
Grant, Richie, Atl.	3.0	Hyder, Kerry, S.F.	1.0		
		Irvin, Bruce, Det.	1.0		

\* Player that was a rookie in 2023

## 2023 INDIVIDUAL STATISTICS—FUMBLES

### FUMBLES

#### MOST FUMBLES

NFC:	14	Joshua Dobbs, Arizona-Minnesota
AFC:	13	Tua Tagovailoa, Miami

#### MOST FUMBLES, GAME

AFC:	3	Aidan O'Connell*, Las Vegas at L.A. Chargers, Oct. 1
	3	Trevor Lawrence, Jacksonville at Buffalo, Oct. 8
	3	Gardner Minshew, Indianapolis vs. Cleveland, Oct. 22
	3	Zach Wilson, N.Y. Jets vs. L.A. Chargers, Nov. 6
	3	Trevor Siemian, N.Y. Jets vs. Atlanta, Dec. 3
	3	Will Levis*, Tennessee vs. Indianapolis, Dec. 3 - (OT)
NFC:	3	Mason Rudolph, Pittsburgh at Baltimore, Jan. 6
	3	Joshua Dobbs, Arizona at Washington, Sept. 10
	3	Desmond Ridder, Atlanta at Tampa Bay, Oct. 22
	3	Joshua Dobbs, Minnesota at Atlanta, Nov. 5
	3	Joshua Dobbs, Minnesota at Denver, Nov. 19
	3	Jared Goff, Detroit vs. Green Bay, Nov. 23

#### OWN FUMBLES RECOVERED

AFC:	9	Tua Tagovailoa, Miami
NFC:	7	Joshua Dobbs, Arizona-Minnesota

#### OWN FUMBLES RECOVERED, GAME

AFC:	2	Tua Tagovailoa, Miami at New England, Sept. 17 (0 yards, 0 TD)
	2	Lamar Jackson, Baltimore vs. Indianapolis, Sept. 24 (0 yards, 0 TD) - (OT)
	2	Tua Tagovailoa, Miami at Buffalo, Oct. 1 (0 yards, 0 TD)
	2	Derius Davis*, L.A. Chargers at N.Y. Jets, Nov. 6 (0 yards, 0 TD)
	2	Parker Washington*, Jacksonville vs. Cincinnati, Dec. 4 (-1 yards, 0 TD) - (OT)
NFC:	2	Daniel Jones, N.Y. Giants vs. Dallas, Sept. 10 (0 yards, 0 TD)
	2	Joshua Dobbs, Arizona at Seattle, Oct. 22 (-3 yards, 0 TD)
	2	Joshua Dobbs, Minnesota at Denver, Nov. 19 (0 yards, 0 TD)
	2	Rachaad White, Tampa Bay at Atlanta, Dec. 10 (3 yards, 0 TD)
	2	Austin Trammell, L.A. Rams at Baltimore, Dec. 10 (0 yards, 0 TD) - (OT)

#### OPPONENTS' FUMBLES RECOVERED

NFC:	4	Micah McFadden, N.Y. Giants
	4	Antoine Winfield, Tampa Bay
AFC:	3	Terrel Bernard, Buffalo
	3	Angelo Blackson, Jacksonville
	3	Ashtyn Davis, N.Y. Jets
	3	Willie Gay, Kansas City
	3	Josey Jewell, Denver
	3	T.J. Watt, Pittsburgh

#### OPPONENTS' FUMBLES RECOVERED, GAME

AFC:	1	168 players tied
NFC:	1	133 players tied

#### YARDS

AFC:	101	Mike Edwards, Kansas City
NFC:	51	D.J. Wonnum, Minnesota

#### LONGEST

AFC:	97	Mike Edwards, Kansas City at L.A. Chargers, Jan. 7 - TD
NFC:	51	D.J. Wonnum, Minnesota at Carolina, Oct 1 - TD

#### AFC — TOUCHDOWNS ON FUMBLE RECOVERIES

Buckner, DeForest, Ind.	1
Cook, Bryan, K.C.	1
Cooper, Jonathon, Den.	1
Davis, Cody, N.E.	1
Edwards, Mike, K.C.	1
Fields, Tony, Cle.	1
Hall, Bryce, NYJ	1
Jenkins, John, L.V.	1
Nichols, Bilal, L.V.	1
Rankins, Sheldon, Hou.	1
Watt, T.J., Pit.	1

#### NFC — TOUCHDOWNS ON FUMBLE RECOVERIES

* Carter, Jalen, Phi.	1
Hicks, Jordan, Min.	1
Jackson, D'Marco, N.O.	1
McLaurin, Terry, Was.	1
Owens, Jonathan, G.B.	1
Thomas, Cameron, Ariz.	1
Vander Esch, Leighton, Dal.	1
Wonnum, D.J., Min.	1

#### AFC—INDIVIDUAL FUMBLES

	Own Fum	Opp Rec	Tot Rec	Yards	Rec
* Abanikanda, Israel, NYJ	1	0	0	0	0
* Achane, De'Von, Mia.	1	0	0	0	0
Agholor, Nelson, Bal.	1	0	0	0	0
Agnew, Jamal, Jac.	1	0	0	0	0
Allen, Josh, Buf.	7	1	0	-4	1
Allen, Keenan, LA-C	2	1	0	0	1
Al-Shaair, Azeez, Ten.	0	0	1	0	1
Amos, Adrian, Hou.	0	1	0	0	1
Andrews, David, N.E.	0	1	0	0	1
Andrews, Mark, Bal.	1	1	0	0	1
Austin, Calvin, Pit.	2	2	0	0	2
Awuzie, Chidobe, Cin.	0	0	1	0	1
* Baringer, Bryce, N.E.	0	1	0	0	1
Beathard, C.J., Jac.	1	0	0	0	0
Beck, Andrew, Hou.	1	0	0	0	0
Beckham, Odell, Bal.	1	0	0	0	0
Becton, Mekhi, NYJ	0	1	0	0	1
Bell, Blake, K.C.	1	0	0	0	0
Benford, Christian, Buf.	0	0	1	0	1
Bernard, Terrel, Buf.	0	0	3	-1	3
Berrios, Braxton, Mia.	1	2	0	0	2
* Bigsby, Tank, Jac.	2	1	0	-9	1
Blackmon, Julian, Ind.	1	0	2	2	2
Blackson, Angelo, Jac.	0	0	3	0	3
Boone, Mike, Hou.	1	0	0	0	0
Bosa, Joey, LA-C	0	0	1	0	1
Bourne, Kendrick, N.E.	1	0	0	0	0
Boyle, Tim, NYJ	2	0	0	-5	0
* Brents, Julius, Ind.	0	0	1	0	1
* Brown, Chase, Cin.	1	1	0	0	1
Brown, Orlando, Cin.	0	1	0	0	1
Brown, Pharaoh, N.E.	1	0	0	0	0
Browning, Jake, Cin.	3	1	0	0	1
Bryant, Harrison, Cle.	1	0	0	0	0
Bryant, Myles, N.E.	1	0	0	0	0
Buckner, DeForest, Ind.	0	0	1	26	1
Burrow, Joe, Cin.	2	0	0	0	0

## 2023 INDIVIDUAL STATISTICS—FUMBLES

	Own		Tot			Own		Tot			
	Fum	Rec	Rec	Yards		Rec	Fum	Rec	Rec	Yards	Rec
Byard, Kevin, Ten.	0	0	1	0	1	Harris, Najee, Pit.	2	0	0	0	0
Campbell, Elijah, Mia.	0	0	1	0	1	Harty, Deonte, Buf.	2	0	0	0	0
Campbell, Tevaughn, Jac.	1	0	0	0	0	Henry, Derrick, Ten.	0	1	0	0	1
Cardona, Joe, N.E.	1	0	0	0	0	Henry, Hunter, N.E.	1	0	0	0	0
Carter, DeAndre, L.V.	2	2	0	0	2	Herbert, Justin, LA-C	4	3	0	-4	3
Cashman, Blake, Hou.	0	0	1	2	1	* Herbig, Nick, Pit.	0	0	1	0	1
Chase, Ja'Marr, Cin.	1	1	0	0	1	Hill, B.J., Cin.	0	0	1	0	1
Chubb, Bradley, Mia.	0	0	2	0	2	* Hill, Julian, Mia.	1	0	0	0	0
Cisco, Andre, Jac.	1	0	0	0	0	Hill, Justice, Bal.	1	0	0	0	0
Claypool, Chase, Mia.	0	1	0	0	1	Hill, Tyreek, Mia.	1	0	0	0	0
Clowney, Jadeveon, Bal.	0	0	1	0	1	Hilton, Mike, Cin.	0	0	1	0	1
Cole, Mason, Pit.	1	0	0	0	0	Holcomb, Cole, Pit.	0	0	1	0	1
Collins, Nico, Hou.	1	1	0	0	1	Holland, Jevon, Mia.	0	0	1	4	1
Cook, Bryan, K.C.	0	0	2	59	2	Hollman, Ka'dar, Hou.	0	0	1	0	1
Cook, Dalvin, NYJ	2	0	0	0	0	Hooker, Amani, Ten.	0	0	1	0	1
Cook, James, Buf.	4	1	0	0	1	* Horton, Dylan, Hou.	0	0	1	0	1
Cooper, Amari, Cle.	2	1	0	0	1	Houston-Carson, DeAndre, Hou.	0	0	1	0	1
Cooper, Jonathon, Den.	0	0	2	35	2	Howard, Tytus, Hou.	0	0	1	0	1
Crosby, Maxx, L.V.	0	0	1	0	1	Hubbard, Sam, Cin.	0	0	2	0	2
Davis, Ashtyn, NYJ	1	0	3	0	3	Humphrey, Creed, K.C.	2	0	0	0	0
Davis, Cody, N.E.	0	0	1	1	1	Hunt, Kareem, Cle.	0	1	0	0	1
* Davis, Derius, LA-C	3	2	0	0	2	Hurst, Maurice, Cle.	0	0	1	0	1
Davis, Gabe, Buf.	1	0	0	0	0	Irwin, Trenton, Cin.	2	0	0	0	0
Davis, Jalen, Cin.	0	1	0	0	1	* Ivey, D.J., Cin.	0	0	1	0	1
Davis, Khalil, Hou.	0	0	1	0	1	Jackson, Deon, Ind.	2	0	0	0	0
Deablo, Divine, L.V.	0	0	1	0	1	Jackson, Lamar, Bal.	11	4	0	-7	4
* Dell, Tank, Hou.	1	2	0	0	2	Jacobs, Josh, L.V.	3	0	0	0	0
Delpit, Grant, Cle.	1	0	1	14	1	James, Derwin, LA-C	0	0	2	0	2
* Diabate, Mohamoud, Cle.	0	0	1	0	1	James, Richie, K.C.	2	1	0	0	1
Diggs, Stefon, Buf.	2	0	0	0	0	Jefferson, Quinton, NYJ	0	0	1	0	1
Dodson, Tyrel, Buf.	0	0	1	0	1	Jenkins, John, L.V.	0	0	1	44	1
* Douglas, Demario, N.E.	3	1	0	0	1	Jennings, Anfernee, N.E.	0	0	1	0	1
Douglas, Rasul, G.B.-Buf.	0	0	3	2	3	Jeudy, Jerry, Den.	1	0	0	0	0
Drake, Kenyan, Bal.	1	0	0	0	0	Jewell, Josey, Den.	0	0	3	10	3
Duvernay, Devin, Bal.	0	0	1	0	1	Johnson, Austin, LA-C	0	0	1	0	1
Edwards, Gus, Bal.	3	1	0	0	1	Johnson, D'Ernest, Jac.	0	1	0	0	1
Edwards, Mike, K.C.	0	0	2	101	2	Johnson, Diontae, Pit.	1	0	0	0	0
Eguavoen, Sam, NYJ	0	0	1	0	1	Johnson, Jermaine, NYJ	0	0	1	0	1
Eichenberg, Liam, Mia.	2	0	0	0	0	Johnson, Taron, Buf.	0	0	1	0	1
Ekeler, Austin, LA-C	5	1	0	-1	1	Johnson, Ty, Buf.	1	1	0	0	1
Elliott, DeShon, Mia.	0	0	1	0	1	Jones, Brandon, Mia.	0	0	1	0	1
Elliott, Ezekiel, N.E.	2	0	0	0	0	* Jones, Broderick, Pit.	0	1	0	0	1
Engram, Evan, Jac.	3	1	0	0	1	Jones, D.J., Den.	0	0	2	3	2
Epenesa, A.J., Buf.	0	0	1	0	1	* Jones, Dawand, Cle.	0	1	0	0	1
Epps, Marcus, L.V.	0	0	1	0	1	Jones, Marcus, N.E.	1	0	1	0	1
Erickson, Alex, LA-C	0	1	0	0	1	Jones, Mac, N.E.	3	0	0	-5	0
Everett, Gerald, LA-C	3	0	0	0	0	Jones, Tim, Jac.	0	0	1	0	1
Fant, George, Hou.	0	1	0	0	1	Karras, Ted, Cin.	0	1	0	0	1
Fields, Tony, Cle.	0	0	1	0	1	Kazee, Damontae, Pit.	0	0	2	1	2
Flacco, Joe, Cle.	4	1	0	-2	1	Keenum, Case, Hou.	1	0	0	-8	0
Ford, Jerome, Cle.	1	2	0	0	2	Kelce, Travis, K.C.	1	0	0	0	0
Ford, Mike, Cle.	0	0	1	0	1	Kelley, Joshua, LA-C	1	0	0	0	0
Fortner, Luke, Jac.	2	0	0	0	0	* Kincaid, Dalton, Buf.	1	0	0	0	0
Garoppolo, Jimmy, L.V.	1	1	0	0	1	King, Desmond, Hou.	1	0	0	0	0
Garrett, Myles, Cle.	0	0	1	1	1	Kirk, Christian, Jac.	2	0	0	0	0
* Garror, Eric, Ten.	2	0	0	0	0	Kohou, Kader, Mia.	0	0	1	0	1
Gay, Willie, K.C.	0	0	3	1	3	Lawrence, Trevor, Jac.	12	3	0	-10	3
Gilliam, Reggie, Buf.	0	1	0	0	1	Ledbetter, Jeremiah, Jac.	0	0	1	0	1
Gilman, Alohi, LA-C	0	0	2	52	2	* Levis, Will, Ten.	7	1	1	-15	2
* Gipson, Xavier, NYJ	5	1	0	0	1	Linderbaum, Tyler, Bal.	1	0	0	-15	0
Glaser, Chris, NYJ	1	0	0	-12	0	Lloyd, Devin, Jac.	0	0	2	13	2
Godchaux, Davon, N.E.	0	0	1	0	1	Lowe, Vederian, N.E.	0	0	1	0	1
Golden, Markus, Pit.	0	0	1	0	1	Mahomes, Patrick, K.C.	5	4	0	0	4
Gordon, Melvin, Bal.	1	0	0	0	0	* Mallory, Will, Ind.	1	1	0	0	1
Guyton, Jalen, LA-C	0	1	0	0	1	Maticcik, Ross, Jac.	0	0	1	0	1
Hall, Breece, NYJ	2	3	0	0	3	Maulet, Arthur, Bal.	0	0	2	21	2
Hall, Bryce, NYJ	0	0	1	39	1	McDermott, Conor, N.E.	0	1	0	0	1
Hardman, Mecole, K.C.	1	0	0	0	0	* McDonald, Will, NYJ	0	1	0	0	1



## 2023 INDIVIDUAL STATISTICS—FUMBLES

	Fum	Own Rec	Opp Rec	Tot Yards	Rec		Fum	Own Rec	Opp Rec	Tot Yards	Rec
McGovern, Connor, Buf.	0	1	0	0	1	Sieler, Zach, Mia.	0	0	2	3	2
McKenzie, Isaiah, Ind.	3	1	0	0	1	Siemian, Trevor, NYJ	5	1	0	-5	1
* McLendon, TK, Ten.	0	0	1	0	1	Simmons, Jeffery, Ten.	0	0	1	2	1
* McMillian, Ja'Quan, Den.	0	0	2	5	2	Simmons, Justin, Den.	0	0	1	7	1
Meinerz, Quinn, Den.	0	1	0	0	1	Simpson, John, Bal.	0	1	0	0	1
Meyers, Jakobi, L.V.	0	1	0	1	1	* Simpson, Trenton, Bal.	0	0	1	10	1
* Mims, Marvin, Den.	2	0	0	0	0	Sims, Steven, Hou.	0	1	0	0	1
Minschew, Gardner, Ind.	8	2	0	0	2	Singletary, Devin, Hou.	1	1	0	0	1
Molden, Elijah, Ten.	0	0	1	1	1	Singleton, Alex, Den.	0	0	2	0	2
Moore, Chris, Ten.	1	0	0	0	0	Smith, Irv, Cin.	1	0	0	0	0
Moore, Dan, Pit.	0	1	0	0	1	Smith, Tremon, Den.	0	0	1	0	1
Moore, Elijah, Cle.	2	1	0	-10	1	Smith-Schuster, JuJu, N.E.	0	1	0	1	1
Morris, Quintin, Buf.	0	0	1	0	1	Sneed, L'Jarius, K.C.	0	0	1	0	1
Mosley, C.J., NYJ	0	0	1	0	1	* Spears, Tyjae, Ten.	1	1	0	0	1
Mostert, Raheem, Mia.	4	1	0	-1	1	Spillane, Robert, L.V.	0	0	1	0	1
Murphy-Bunting, Sean, Ten.	0	0	1	5	1	Stevenson, Rhamondre, N.E.	1	0	0	0	0
Murray, Latavius, Buf.	1	0	0	0	0	Stewart, M.J., Hou.	0	0	1	0	1
Mustipher, Sam, Bal.	1	0	0	-11	0	Stick, Easton, LA-C	5	0	0	0	0
Neal, Keanu, Pit.	0	0	1	0	1	Stidham, Jarrett, Den.	1	1	0	-1	1
Newman-Johnson, Xavier, NYJ	0	1	0	0	1	Stonehouse, Ryan, Ten.	1	0	0	0	0
Nichols, Bilal, L.V.	0	0	1	8	1	Strange, Cole, N.E.	0	1	0	0	1
Niemann, Nick, LA-C	1	1	0	-2	1	Strong, Pierre, Cle.	1	0	0	0	0
Njoku, David, Cle.	2	0	0	0	0	* Stroud, C.J., Hou.	8	1	0	-10	1
* O'Connell, Aidan, L.V.	4	2	0	-1	2	Sutton, Courtland, Den.	3	0	0	0	0
Odeyingbo, Dayo, Ind.	0	0	2	0	2	Tagovailoa, Tua, Mia.	13	9	0	-41	9
Ogbongbemiga, Amen, LA-C	0	0	2	0	2	Tannehill, Ryan, Ten.	4	2	0	-12	2
Ogunbowale, Dare, Hou.	0	1	0	0	1	Tavai, Jahlan, N.E.	1	0	0	0	0
Ogunjobi, Larry, Pit.	0	0	2	0	2	Taylor, Jonathan, Ind.	1	0	0	0	0
Okonkwo, Chigoziem, Ten.	0	1	0	0	1	Teller, Wyatt, Cle.	0	1	0	0	1
Okoronkwo, Ogbo, Cle.	0	0	1	0	1	* Thompson-Robinson, D., Cle.	2	0	0	-5	0
Olubi, Segun, Ind.	0	0	1	6	1	Tillery, Jerry, L.V.	0	0	1	0	1
Oluokun, Foye, Jac.	0	1	2	0	3	Tomlinson, Laken, NYJ	0	2	0	0	2
Pacheco, Isiah, K.C.	1	0	0	-5	0	Toney, Kadarius, K.C.	1	1	0	0	1
Palmer, Josh, LA-C	1	0	0	0	0	* To'oTo'o, Henry, Hou.	0	0	1	0	1
Parham, Dylan, L.V.	1	1	0	0	1	* Torrence, O'Cyrus, Buf.	0	1	0	0	1
* Patterson, Jarrett, Hou.	1	0	0	0	0	Trubisky, Mitchell, Pit.	1	1	0	-6	1
Paye, Kwity, Ind.	0	0	2	0	2	* Tuipulotu, Tuli, LA-C	0	0	1	0	1
Peoples-Jones, Donovan, Cle.	1	1	0	0	1	Turner, D.J., L.V.	0	0	1	0	1
Peppers, Jabrill, N.E.	1	0	1	0	1	* Turner, DJ, Cin.	0	0	1	28	1
Perine, Samaje, Den.	3	0	0	-10	0	Urban, Brian, Bal.	0	0	1	0	1
Pharms, Jeremiah, N.E.	0	0	1	0	1	Valdes-Scantling, M., K.C.	1	0	0	0	0
Phillips, Kyle, Ten.	1	0	0	0	0	Van Ginkel, Andrew, Mia.	0	0	1	29	1
Phillips, Del'Shawn, Bal.	0	0	1	0	1	Van Roten, Greg, L.V.	1	0	0	0	0
Pickens, George, Pit.	3	1	0	0	1	Walker, Anthony, Cle.	0	0	2	0	2
Pickett, Kenny, Pit.	2	2	0	-6	2	Walker, PJ, Cle.	4	0	0	-9	0
Pierce, Michael, Bal.	0	0	2	0	2	Walker, Travon, Jac.	0	0	1	0	1
Pitre, Jalen, Hou.	0	0	1	22	1	* Warren, Carter, NYJ	0	1	0	0	1
Pittman, Michael, Ind.	2	2	0	0	2	Warren, Jaylen, Pit.	4	0	0	0	0
Proche, James, Cle.	1	0	0	0	0	Washington, Broderick, Bal.	0	0	2	0	2
Purcell, Mike, Den.	0	0	1	0	1	* Washington, Parker, Jac.	2	2	0	-1	2
Queen, Patrick, Bal.	0	0	1	0	1	Washington, Montrell, K.C.	2	1	0	0	1
Rankins, Sheldon, Hou.	0	0	1	13	1	Watson, Deshaun, Cle.	5	1	0	0	1
Rapp, Taylor, Buf.	0	0	1	6	1	Watson, Justin, K.C.	1	0	0	0	0
Reader, D.J., Cin.	0	0	1	0	1	Watt, T.J., Pit.	0	0	3	34	3
Renfrow, Hunter, L.V.	1	0	0	0	0	Wharton, Tereshawn, K.C.	0	0	1	0	1
* Rice, Rashee, K.C.	2	1	0	0	1	White, Mike, Mia.	1	0	0	-4	0
* Richardson, Anthony, Ind.	3	1	0	-9	1	White, Zamir, L.V.	1	0	0	0	0
Ridley, Calvin, Jac.	1	0	0	0	0	Wilkins, Christian, Mia.	0	0	2	0	2
Rousseau, Greg, Buf.	0	0	1	0	1	Williams, Javonte, Den.	1	0	0	0	0
Rudolph, Mason, Pit.	3	1	0	-6	1	Williams, Jonah, Cin.	0	1	0	0	1
Rumph, Chris, LA-C	0	0	1	0	1	Williams, Nick, LA-C	0	0	2	0	2
* Sanders, Drew, Den.	0	0	1	0	1	Williams, Quincy, NYJ	0	0	1	0	1
Schooler, Brenden, N.E.	0	1	1	0	2	Williams, Quinnen, NYJ	0	0	1	0	1
Schultz, Dalton, Hou.	1	0	0	0	0	Willis, Malik, Ten.	1	0	0	-8	0
Scott, Nick, Cin.	0	0	1	0	1	Wills, Jedrick, Cle.	0	1	0	0	1
Seumalo, Isaac, Pit.	0	1	0	0	1	Wilson, Garrett, NYJ	2	0	0	0	0
Seymour, Kevon, Bal.	1	0	1	20	1	Wilson, Russell, Den.	10	2	0	-3	2
Shakir, Khalil, Buf.	1	1	0	0	1	* Wilson, Tyree, L.V.	0	0	1	0	1

## 2023 INDIVIDUAL STATISTICS—FUMBLES

	Fum	Own		Opp		Tot	
		Rec	Rec	Rec	Yards	Rec	Yards
Wilson, Zach, NYJ	11	1	0	0	-6	1	
Wright, Alex, Cle.	0	0	1	0	0	1	
Zappe, Bailey, N.E.	2	0	0	0	0	0	
Zeiler, Kevin, Bal.	0	1	0	0	0	1	
* Zentner, Ty, Ten.	1	1	0	0	-6	1	

*Yards includes aborted plays, own recoveries and opponents' recoveries.*

### NFC—INDIVIDUAL FUMBLES

	Own Fum	Opp Rec	Tot Rec	Yards	Rec
Adebo, Paulson, N.O.	0	0	2	0	2
Aiyuk, Brandon, S.F.	1	0	0	0	0
Alford, Dee, Atl.	2	1	1	0	2
Anderson, Abdullah, Was.	0	0	1	0	1
Anzalone, Alex, Det.	0	0	1	0	1
* Bagent, Tyson, Chi.	3	1	0	0	1
Barkley, Saquon, NY-G	2	1	0	0	1
Barr, Anthony, Min.	0	0	1	0	1
Barton, Cody, Was.	0	0	1	5	1
Baun, Zack, N.O.	1	0	0	0	0
* Bell, Ronnie, S.F.	1	0	1	0	1
Belton, Dane, NY-G	0	0	1	2	1
Biadasz, Tyler, Dal.	0	2	0	0	2
* Blackmon, Mekhi, Min.	0	0	1	0	1
Blankenship, Reed, Phi.	0	0	1	0	1
Bosa, Nick, S.F.	0	0	1	0	1
Bowden, Lynn, N.O.	1	0	0	0	0
Bradberry, James, Phi.	0	0	1	1	1
Bradbury, Garrett, Min.	0	1	0	0	1
Breida, Matt, NY-G	1	0	0	0	0
Brisker, Jaquan, Chi.	0	0	1	0	1
Brooks, Jordyn, Sea.	0	0	1	8	1
* Brooks, Karl, G.B.	0	0	2	0	2
Brown, A.J., Phi.	2	0	0	0	0
Brown, Dyami, Was.	0	0	1	0	1
Buggs, Isaiah, Det.	0	0	1	33	1
Burks, Oren, S.F.	0	1	0	0	1
Burns, Brian, Car.	0	0	1	0	1
Camarda, Jake, T.B.	1	1	0	0	1
Campbell, Calais, Atl.	0	0	1	0	1
Campbell, DeVondre, G.B.	0	0	1	3	1
Campbell, Parris, NY-G	0	1	0	-2	1
Carr, Derek, N.O.	7	0	0	0	0
* Carter, Jalen, Phi.	0	0	1	42	1
Carter, Lorenzo, Atl.	0	0	2	19	2
Chark, DJ, Car.	2	1	0	0	1
Cheeseman, Camaron, Was.	1	0	0	-14	0
Clark, Damone, Dal.	0	0	1	0	1
* Clifford, Sean, G.B.	1	1	0	-1	1
Collins, Zaven, Ariz	0	0	1	0	1
Conner, James, Ariz	0	2	0	0	2
Cooks, Brandin, Dal.	1	0	0	0	0
Cousins, Kirk, Min.	7	2	0	-1	2
Covey, Britain, Phi.	2	1	0	0	1
Cox, Fletcher, Phi.	0	0	1	8	1
Crowder, Jamison, Was.	2	1	0	0	1
Cunningham, Zach, Phi.	0	0	1	0	1
Curl, Kamren, Was.	0	0	1	0	1
Dallas, DeeJay, Sea.	2	0	0	0	0
Darnold, Sam, S.F.	3	2	0	-1	2
Davis, Demario, N.O.	0	0	1	20	1
Day, Sheldon, Min.	0	0	1	0	1
Dean, Jamel, T.B.	0	0	2	7	2
Deguara, Josiah, G.B.	0	1	0	0	1
* DeVito, Tommy, NY-G	2	1	0	-1	1

	Own Fum	Opp Rec	Tot Rec	Yards	Rec
Dobbs, Joshua, Ariz-Min.	14	7	0	-6	7
Dortch, Greg, Ariz	0	1	0	-3	1
Doubs, Romeo, G.B.	1	0	0	0	0
Edmunds, Tremaine, Chi.	0	0	1	0	1
Edwards, T.J., Chi.	0	0	2	0	2
Enagbare, Kingsley, G.B.	0	0	1	0	1
Erving, Cameron, N.O.	0	1	0	0	1
Evans, Justin, Phi.	0	0	1	0	1
Evans, Mike, T.B.	0	1	0	0	1
Ezeudu, Joshua, NY-G	0	2	0	0	2
Ferrell, Clelin, S.F.	0	0	1	0	1
Fields, Justin, Chi.	10	1	0	-8	1
* Forbes, Emmanuel, Was.	1	0	0	0	0
Ford, Rudy, G.B.	0	0	1	0	1
Foreman, D'Onta, Chi.	1	0	0	0	0
Froholdt, Hjalte, Ariz	1	1	0	-11	1
Fuller, Kendall, Was.	0	0	2	0	2
Gaines, Greg, T.B.	0	0	1	0	1
Gainwell, Kenneth, Phi.	3	0	0	0	0
Gardeck, Dennis, Ariz	0	0	1	2	1
Gary, Rashan, G.B.	0	0	2	0	2
Gates, DeMarquis, Chi.	0	0	1	0	1
* Gibbs, Jahmyr, Det.	2	0	0	0	0
Gibson, Antonio, Was.	3	2	0	0	2
Givens, Kevin, S.F.	0	0	1	0	1
Glowinski, Mark, NY-G	0	1	0	0	1
Goff, Jared, Det.	6	2	0	0	2
Granderson, Carl, N.O.	0	0	1	0	1
* Gray, Eric, NY-G	3	0	0	0	0
Hainsey, Robert, T.B.	1	2	0	2	2
* Hall, Jaren, Min.	2	0	0	0	0
Hall, Logan, T.B.	0	0	2	0	2
Hamilton, Antonio, Ariz	1	0	0	0	0
Harris, Will, Det.	0	0	1	3	1
Heinicke, Taylor, Atl.	1	1	0	-4	1
Hekker, Johnny, Car.	1	0	0	0	0
Herbert, Khalil, Chi.	1	0	0	0	0
Hicks, Jordan, Min.	0	0	2	42	2
Hill, Tayson, N.O.	1	0	0	0	0
Hockenson, T.J., Min.	1	0	0	0	0
Hodge, KhaDarel, Atl.	1	2	0	-1	2
Hodgins, Isaiah, NY-G	1	0	0	0	0
Hooker, Malik, Dal.	0	0	1	0	1
Howell, Sam, Was.	5	0	0	0	0
Hubbard, Chuba, Car.	1	0	0	0	0
Huggins, Albert, Atl.	0	0	1	0	1
Hurst, James, N.O.	0	1	0	0	1
Hurts, Jalen, Phi.	9	4	0	-3	4
Hutchinson, Aidan, Det.	0	0	2	0	2
* Hyatt, Jalin, NY-G	1	0	0	0	0
Jackson, D'Marco, N.O.	0	0	1	8	1
Jefferson, Justin, Min.	1	1	0	0	1
Jenkins, Elgton, G.B.	0	1	0	0	1
Jenkins, Teven, Chi.	0	1	0	0	1
Johnson, Lane, Phi.	0	1	0	0	1
Johnson, Jaylon, Chi.	1	0	0	0	0
Johnson, Juwan, N.O.	0	1	0	0	1
Johnson, Lonnie, N.O.	0	0	1	0	1
* Johnson, Paris, Ariz	0	1	0	0	1
* Johnson, Roschon, Chi.	1	1	0	0	1
Jones, Aaron, G.B.	2	1	0	-1	1
Jones, Braxton, Chi.	0	1	0	0	1
Jones, Daniel, NY-G	4	2	0	-2	2
Jones, Marvin, Det.	1	0	0	0	0
Jordan, Cameron, N.O.	0	0	1	0	1
Kmet, Cole, Chi.	1	1	0	0	1
Kupp, Cooper, LA-R	0	1	0	0	1

## 2023 INDIVIDUAL STATISTICS—FUMBLES

	Fum	Own Rec	Opp Rec	Tot Yards	Rec		Own Fum	Opp Rec	Tot Rec	Yards	Rec
Lake, Quentin, LA-R	0	0	1	0	1						
Lamb, CeeDee, Dal.	3	1	0	0	1						
Lewis, Jourdan, Dal.	0	0	2	0	2						
London, LaCale, Atl.	0	0	1	0	1						
Love, Jordan, G.B.	9	3	0	-6	3						
Love, Julian, Sea.	0	0	1	3	1						
Lowry, Dean, Min.	0	0	1	0	1						
Mafe, Boye, Sea.	0	0	2	3	2						
Mariota, Marcus, Phi.	1	0	0	0	0						
Marshall, Terrace, Car.	1	1	0	0	1						
Mathis, Phidarian, Was.	0	0	1	0	1						
Mattison, Alexander, Min.	3	1	0	-1	1						
Mayfield, Baker, T.B.	8	3	0	-5	3						
McBride, Trey, Ariz	1	0	0	0	0						
McCaffrey, Christian, S.F.	3	1	0	0	1						
McCain, Bobby, NY-G	1	0	0	0	0						
McCloud, Nick, NY-G	1	3	0	1	3						
McCloud, Ray-Ray, S.F.	1	0	0	0	0						
McFadden, Micah, NY-G	0	0	4	10	4						
McKeon, Sean, Dal.	0	1	0	0	1						
McKinney, Xavier, NY-G	0	0	2	0	2						
McLaurin, Terry, Was.	0	1	0	0	1						
Metellus, Josh, Min.	0	0	1	0	1						
* Mingo, Jonathan, Car.	1	0	0	0	0						
Montgomery, David, Det.	2	1	0	0	1						
Moore, DJ, Chi.	1	0	0	0	0						
Moore, Rondale, Ariz	1	2	0	0	2						
Morrow, Nicholas, Phi.	0	0	2	0	2						
Mukuamu, Israel, Dal.	0	0	1	-3	1						
Mullens, Nick, Min.	2	0	0	0	0						
Murphy, Byron, Min.	1	1	0	0	1						
Murray, Kyler, Ariz	7	1	0	-11	1						
* Nacua, Puka, LA-R	1	1	0	0	1						
Neuzil, Ryan, Atl.	1	0	0	-1	0						
Nixon, Keisean, G.B.	3	2	0	0	2						
Ojulari, Azeez, NY-G	0	0	1	0	1						
Oliver, Isaiah, S.F.	0	0	1	0	1						
Oliver, Josh, Min.	1	0	0	0	0						
Olshzewski, Gunner, Pit.-NY-G	4	1	0	0	1						
Osborn, K.J., Min.	1	1	0	-3	1						
Otton, Cade, T.B.	1	0	0	0	0						
* Owens, Gervarius, NY-G	0	0	1	0	1						
Owens, Jonathan, G.B.	0	0	1	27	1						
* Pace, Ivan, Min.	0	0	1	6	1						
* Palmer, Trey, T.B.	3	0	0	0	0						
Parsons, Micah, Dal.	0	0	1	0	1						
Paschal, Joshua, Det.	0	0	1	0	1						
Patrick, Lucas, Chi.	1	2	0	0	2						
Patterson, Cordarrelle, Atl.	1	0	0	0	0						
Payne, Daron, Was.	0	0	2	0	2						
* Perry, A.T., N.O.	0	1	0	0	1						
Peterman, Nathan, Chi.	1	0	0	0	0						
Pollard, Tony, Dal.	3	0	0	0	0						
Powell, Brandon, Min.	1	0	0	0	0						
Prentice, Adam, N.O.	1	0	0	0	0						
Prescott, Dak, Dal.	4	1	0	-1	1						
Price, Bobby, Ariz	0	0	1	0	1						
Pringle, Byron, Was.	1	0	0	0	0						
Pruitt, MyCole, Atl.	1	0	0	0	0						
Purdy, Brock, S.F.	6	4	0	-1	4						
Ragnow, Frank, Det.	1	0	0	-10	0						
Raymond, Kalif, Det.	1	1	0	0	1						
Reed, Jarran, Sea.	0	0	1	0	1						
* Reed, Jayden, G.B.	2	1	0	0	1						
Reynolds, Craig, Det.	2	0	0	0	0						
Reynolds, Josh, Det.	1	0	0	0	0						
Ridder, Desmond, Atl.	12	4	0	-16	4						
* Ringo, Kelee, Phi.	0	1	0	0	1						
* Robinson, Bijan, Atl.	4	0	0	-7	0						
Robinson, Brian, Was.	4	0	0	0	0						
Robinson, Demarcus, LA-R	2	0	0	0	0						
Robinson, Wan'Dale, NY-G	0	1	0	0	1						
* Rodriguez, Chris, Was.	1	0	0	0	0						
Ruiz, Cesar, N.O.	0	1	0	0	1						
Rypien, Brett, LA-R	2	1	0	0	1						
Samuel, Deebo, S.F.	1	0	0	0	0						
Sanders, Miles, Car.	2	1	0	0	1						
* Schmitz, John Michael, NY-G	1	0	0	-14	0						
Scott, Boston, Phi.	1	0	0	0	0						
* Scott, Tyler, Chi.	1	0	0	0	0						
Sewell, Penei, Det.	0	1	0	0	1						
Shaheed, Rashid, N.O.	1	0	0	0	0						
Shelley, Duke, LA-R	0	0	1	9	1						
Shenault, Laviska, Car.	1	1	0	0	1						
Shepard, Sterling, NY-G	1	0	0	0	0						
Simmons, Isaiah, NY-G	0	0	1	1	1						
Smith, Keith, Atl.	0	2	0	1	2						
Smith, Andre, Atl.	0	0	1	0	1						
Smith, DeVonta, Phi.	1	0	0	0	0						
Smith, Geno, Sea.	5	2	0	-3	2						
Smith, Jonnu, Atl.	1	0	0	0	0						
* Smith, Terrell, Chi.	0	0	1	0	1						
Smith-Marsette, Ihmir, Car.	2	2	0	0	2						
St. Brown, Amon-Ra, Det.	1	0	0	0	0						
Steele, Terence, Dal.	0	1	0	0	1						
* Steen, Tyler, Phi.	0	1	0	0	1						
* Stills, Dante, Ariz	0	0	1	0	1						
Street, Kentavious, Atl.	0	0	1	0	1						
Strong, Kevin, Ariz	0	0	1	0	1						
Swift, D'Andre, Phi.	3	1	0	0	1						
Taylor, Trent, Chi.	2	1	0	0	1						
Taylor, Tyrod, NY-G	4	3	0	-6	3						
Thibodeaux, Kayvon, NY-G	0	0	1	0	1						
Thielen, Adam, Car.	2	0	0	0	0						
Thomas, Ambry, S.F.	0	0	1	26	1						
Thomas, Cameron, Ariz	0	0	1	2	1						
Thomas, Kiondre, G.B.	0	1	0	0	1						
Thomas, Logan, Was.	2	0	0	0	0						
Thompkins, Deven, T.B.	3	1	0	0	1						
* Thompson, NaJee, Min.	0	0	1	0	1						
Tolbert, Jalen, Dal.	1	0	0	0	0						
Tom, Zach, G.B.	0	2	0	0	2						
Tonyan, Robert, Chi.	0	1	0	0	1						
Toohill, Casey, Was.	0	0	1	0	1						
Toure, Samori, G.B.	1	0	0	0	0						
Trammell, Austin, LA-R	3	2	0	0	2						
Tremble, Tommy, Car.	0	1	0	0	1						
Tryon-Shoyinka, Joe, T.B.	0	0	1	0	1						
* Tune, Clayton, Ariz	2	0	0	-5	0						
Turner, Payton, N.O.	0	0	1	0	1						
Turpin, KaVontae, Dal.	1	0	0	0	0						
* Valentine, Carrington, G.B.	0	0	1	50	1						
Vander Esch, Leighton, Dal.	0	0	1	11	1						
Wagner, Bobby, Sea.	0	0	1	0	1						
Walker, Kenneth, Sea.	1	1	0	-7	1						
* Ward, Jay, Min.	0	0	1	0	1						
Ward, Jihad, NY-G	0	0	1	7	1						
Way, Tress, Was.	0	1	0	0	1						
Wells, David, T.B.	1	0	0	0	0						
Werner, Pete, N.O.	0	0	2	3	2						
White, Rachaad, T.B.	3	3	0	3	3						
Whitley, Benton, NY-G	0	0	1	1	1						
* Wicks, Dontayvion, G.B.	3	1	0	0	1						
Wilkinson, Elijah, Ariz	0	1	0	0	1						
Williams, Jamaal, N.O.	1	1	0	0	1						
Williams, Jameson, Det.	1	0	0	0	0						

## 2023 INDIVIDUAL STATISTICS—FUMBLES

	Fum	Own	Opp	Tot	
		Rec	Rec	Yards	Rec
Williams, Kyren, LA-R	3	0	0	0	0
Wilson, Donovan, Dal.	0	0	2	0	2
* Wilson, Emanuel, G.B.	1	0	0	0	0
Winfield, Antoine, T.B.	0	0	4	0	4
Wirfs, Tristan, T.B.	0	1	0	0	1
Witherspoon, Ahkello, LA-R	0	0	2	0	2
Wonnum, D.J., Min.	0	0	1	51	1
Woods, Xavier, Car.	0	0	1	5	1
Woolen, Riq, Sea.	0	0	2	1	2
Wooten, Chandler, Car.	0	0	1	0	1
Wyatt, Devonte, G.B.	0	0	1	0	1
Wylie, Andrew, Was.	0	2	0	0	2
Yiadam, Isaac, N.O.	0	0	1	0	1
* Young, Bryce, Car.	11	4	0	0	4
* Young, Byron, LA-R	0	0	1	0	1

*Yards includes aborted plays, own recoveries and opponents' recoveries.*

# Inside the Numbers

Most Points in a Game by Each NFL Team .....	302
Records, W-L, Since 1970 AFL-NFL Merger.....	304
Kickoff Weekend Records, W-L .....	305
W-L Records of NFL Teams, 2014-23 .....	306
Takeaways/Giveaways, 2014-23 .....	308
NFL Individual Leaders, 2014-23.....	308
Teams That Have Scored 60 Points in a Game.....	309
NFL's Oldest/Youngest Starters in 2023.....	309
Oldest NFL Records.....	309
Overtime: 2023 Games, Games by Year .....	310
Overtime: W-L Records by Team, Postseason Games, Miscellaneous Breakdown, Most Games in Season, Longest Streaks.....	311
Overtime: Shortest and Longest Games, Single-Game Records, Scoring Summary.....	312
Overtime Procedures.....	313
Passer Rating.....	314
Highest NFL Postseason Passer Ratings.....	315
Starting W-L Records of Active NFL Quarterbacks .....	316
Most Game-Winning Drives by QB in Fourth Quarter or Overtime, 1970-2023.....	316
Teams That Finished in First Place After Last-Place Finish.....	316
Longest Winning Streaks Since 1970 .....	316
NFL Playoff Appearances By Seasons.....	317
Teams in Super Bowl Contention, 1978-2023 .....	317
Record of Teams on the Road, 1970-2023.....	317
Games Decided By 7 Points and 3 Points or Fewer, 1970-2023 .....	318
Games Decided By 8 Points or Fewer, 1994-2023 .....	318
Two-Point Conversion Results, 1994-2023.....	318
Bye Weeks, Team Record After, 1990-2023 .....	318
Close Games, Team Record, 2023 .....	319
Super Bowl Team, Non-Division Winner .....	319
Super Bowl Champions, Not in Playoffs Following Season .....	319
Postseason Play, Teams to Win 10-Plus Games and Miss Playoffs.....	319
Playoff Teams To Finish Regular Season At or Under .500 .....	320
Teams To Beat Opposing Team Three Times in a Season, 1970-2023.....	320
Coldest NFL Games.....	320
2023 Score By Quarters .....	320
Greatest Comebacks in NFL History .....	321
Postseason, Individual, All-Time Top 10 .....	323
Retired Uniform Numbers.....	324
All-Time W-L Records of Current NFL Teams .....	325
Television Ratings: Most-Watched Programs of All-Time; Most-Watched Programs, 2023.....	342
Highest Scoring Weekends in NFL History .....	342
Attendance, Paid: Top 5 NFL Totals by Season; Top 10 NFL Totals by Weekend .....	342
Attendance, Paid: Top 10 Single-Season Totals by Franchise; Top 10 NFL Single-Game Totals.....	342
Attendance, Paid: Year-by-Year NFL Totals, 1934-2023.....	343

## INSIDE THE NUMBERS

### RECORDS FOR NFL TEAMS FOR MOST POINTS IN A GAME (REGULAR SEASON ONLY)

Note: When the record has been achieved more than once, only the most recent game is shown; summaries are listed in alphabetical order by conference. Bold face indicates team holding record.

#### BALTIMORE RAVENS

Sept. 8, 2019, at Miami

<b>Baltimore Ravens</b> .....	21	21	10	7	—	59
Miami Dolphins .....	0	10	0	0	—	10

TD: Balt—Marquise Brown 2, Mark Ingram 2, Mark Andrews, Miles Boykin, Patrick Ricard, Willie Snead; Mia—Preston Williams. TD Passes: Balt—Lamar Jackson 5; Mia—Ryan Fitzpatrick. FG: Balt—Justin Tucker; Mia—Jason Sanders.

#### BUFFALO BILLS

Sept. 18, 1966, at Buffalo

Miami Dolphins .....	3	7	0	14	—	24
<b>Buffalo Bills</b> .....	21	27	3	7	—	58

TD: Buff—Bobby Burnett 2, Butch Byrd 2, Jack Spikes 2, Bobby Crockett, Jack Kemp; Mia—Dave Kocourek, Bo Roberson, John Roderick. TD Passes: Buff—Jack Kemp, Daryle Lamonica; Mia—George Wilson 3. FG: Buff—Booth Lusteg; Mia—Gene Mingo.

#### CINCINNATI BENGALS

Dec. 17, 1989, at Cincinnati

Houston Oilers .....	0	0	0	7	—	7
<b>Cincinnati Bengals</b> .....	21	10	21	9	—	61

TD: Cin—Eddie Brown 2, Eric Ball, James Brooks, Ira Hillary, Rodney Holman, Tim McGee, Craig Taylor; Hou—Lorenzo White. TD Passes: Cin—Boomer Esiason 4, Erik Wilhelm. FG: Cin—Jim Breech 2.

#### CLEVELAND BROWNS

Nov. 7, 1954, at Cleveland

Washington Redskins .....	0	3	0	0	—	3
<b>Cleveland Browns</b> .....	13	14	21	14	—	62

TD: Cle—Darrell Brewster 2, Mo Bassett, Ken Gorgal, Otto Graham, Dub Jones, Dante Lavelli, Curley Morrison. TD Passes: Cle—George Ratterman 3, Otto Graham. FG: Cle—Lou Groza 2; Wash—Vic Janowicz.

#### DENVER BRONCOS

Sept. 29, 2013, at Denver

Philadelphia Eagles .....	3	10	0	7	—	20
<b>Denver Broncos</b> .....	14	7	21	10	—	52

TD: Den—Demaryius Thomas 2, Wes Welker 2, Trindon Holliday, Steven Johnson, Knowshon Moreno; Phil—Jeff Maehl, Chris Polk. TD Passes: Den—Peyton Manning 4; Phil—Nick Foles. FG: Den—Matt Prater; Phil—Alex Henery 2.

#### HOUSTON TEXANS

Oct. 1, 2017 at Houston

Tennessee Oilers .....	0	14	0	0	—	14
<b>Houston Texans</b> .....	14	16	7	20	—	57

TD: Hou—Will Fuller 2, Lamar Miller 2, Dylan Cole, DeAndre Hopkins, Deshaun Watson; Tenn—Marcus Mariota 2. TD Passes: Hou—Deshaun Watson 4. FG: Hou—Ka'imi Fairbairn 3.

#### INDIANAPOLIS COLTS

Dec. 12, 1976, at Baltimore

Buffalo Bills .....	3	3	7	7	—	20
<b>Baltimore Colts</b> .....	7	13	28	10	—	58

TD: Balt—Roger Carr, Raymond Chester, Glenn Doughty, Roosevelt Leaks, Derrel Luce, Lydell Mitchell, Howard Stevens; Buff—Bob Chandler, O.J. Simpson. TD Passes: Balt—Bert Jones 3; Buff—Gary Marangi. FG: Balt—Toni Linhart 3; Buff—George Jakowenko 2.

#### JACKSONVILLE JAGUARS

Dec. 13, 2015, at Jacksonville

Indianapolis Colts .....	3	10	3	0	16
<b>Jacksonville Jaguars</b> .....	3	6	21	21	51

TD: Ind—Robert Mathis; Jax—Blake Bortles, Andre Branch, Rashad Greene, Allen Hurns, Allen Robinson, Denard Robinson, Julius Thomas. TD Passes: Jax—Blake Bortles 3. FG: Ind—Adam Vinatieri 3; Jax—Jason Myers.

#### KANSAS CITY CHIEFS

Sept. 7, 1963, at Denver

<b>Kansas City Chiefs</b> .....	14	14	21	10	—	59
Denver Broncos .....	0	7	0	0	—	7

TD: KC—Chris Burford 2, Frank Jackson 2, Dave Grayson, Abner Haynes, Sherrill Headrick, Curtis McClinton; Den—Lionel Taylor. TD Passes: KC—Len Dawson 4, Curtis McClinton; Den—Mickey Slaughter. FG: KC—Tommy Brooker.

#### LAS VEGAS RAIDERS

Dec. 14, 2023, at Las Vegas

Los Angeles Chargers .....	0	0	7	14	—	21
<b>Las Vegas Raiders</b> .....	21	21	14	7	—	63

TD: LV—Tre Tucker 2, Davante Adams, Brandon Bolden, John Jenkins, Jack Jones, Michael Mayer, Jakobi Meyers, Zamir White; LAC—Alex Erickson, Quentin Johnston, Josh Palmer. TD Passes: LV—Aidan O'Connell 4, Jakobi Meyers. LAC—Easton Stick 3.

#### LOS ANGELES CHARGERS

Dec. 22, 1963, at San Diego

Denver Broncos .....	7	10	3	0	—	20
<b>San Diego Chargers</b> .....	10	16	10	22	—	58

TD: SD—Paul Lowe 2, Chuck Allen, Bobby Jackson, Dave Kocourek, Keith Lincoln, Jacques Mackinnon; Den—Billy Joe, Donnie Stone. TD Passes: SD—John Hadl, Tobin Rote; Den—Don Breaux. FG: SD—George Blair 3; Den—Gene Mingo 2.

#### MIAMI DOLPHINS

Sept. 24, 2023, at Miami

Denver Broncos .....	7	6	0	7	—	20
<b>Miami Dolphins</b> .....	14	21	14	21	—	70

TD: Mia—De'Von Achane 4, Raheem Mostert 4, Robbie Chosen, Tyreek Hill; Den—Marvin Mims, Courtland Sutton. TD Passes: Mia—Tua Tagovailoa 4, Mike White; Den—Russell Wilson. FG: Den—Wil Lutz 2.

#### NEW ENGLAND PATRIOTS

Nov. 18, 2012, at New England

Indianapolis Colts .....	14	3	0	7	—	24
<b>New England Patriots</b> .....	7	17	14	21	—	59

TD: NE—Julian Edelman 2, Rob Gronkowski 2, Alfonzo Dennard, Steven Ridley, Aqib Talib, Shane Vereen; Ind—T.Y. Hilton 2, Delone Carter. TD Passes: NE—Tom Brady 3; Ind—Andrew Luck 2. FG: NE—Stephen Gostkowski; Ind—Adam Vinatieri.

#### NEW YORK JETS

Nov. 17, 1985, at New York

Tampa Bay Buccaneers .....	14	7	7	0	—	28
<b>New York Jets</b> .....	17	24	14	7	—	62

TD: NYJ—Mickey Shuler 3, Johnny Hector 2, Tony Paige, Al Toon, Wesley Walker, TB—James Wilder 2, Kevin House, Calvin Magee. TD Passes: NYJ—Ken O'Brien 5; TB—Steve DeBerg 2. FG: NYJ—Pat Leahy 2.

#### PITTSBURGH STEELERS

Nov. 30, 1952, at Pittsburgh

New York Giants .....	0	0	7	0	—	7
<b>Pittsburgh Steelers</b> .....	14	14	7	28	—	63

TD: Pitt—Lynn Chandnois 2, Dick Hensley 2, Jack Butler, George Hays, Ray Mathews, Ed Modzelewski, Elbie Nickel; NYG—Bill Stribling. TD Passes: Pitt—Jim Finks 4, Gary Kerkerian; NYG—Tom Landry.

#### TENNESSEE TITANS

Dec. 9, 1990, at Houston

Cleveland Browns .....	0	7	7	0	—	14
<b>Houston Oilers</b> .....	14	31	7	6	—	58

TD: Hou—Lorenzo White 4, Ernest Givins, Leonard Harris, Tony Jones, Terry Kinard; Cle—Eric Metcalf 2. TD Passes: Hou—Warren Moon 2, Cody Carlson; Cle—Bernie Kosar. FG: Hou—Teddy Garcia.

**ARIZONA CARDINALS**

**Nov. 13, 1949, at New York**

Chicago Cardinals .....	7	31	14	13	—	65
New York Bulldogs .....	7	0	6	7	—	20

TD: Chi—Red Cochran 2, Pat Harder 2, Bill Dewell, Mel Kutner, Bob Ravensburg, Vic Schwall, Charlie Trippi; NY—Joe Golding, Frank Muehlheuser, Johnny Rauch. TD Passes: Chi—Paul Christman 3, Jim Hardy 3; NY—Bobby Layne. FG: Chi—Pat Harder.

**ATLANTA FALCONS**

**Sept. 16, 1973, at New Orleans**

Atlanta Falcons .....	0	24	21	17	—	62
New Orleans Saints .....	0	0	7	0	—	7

TD: Atl—Ken Burrow 2, Eddie Ray 2, Wes Chesson, Tom Hayes, Art Malone, Joe Profit; NO—Bill Butler. TD Passes: Atl—Dick Shiner 3, Bob Lee; NO—Archie Manning. FG: Atl—Nick Mike-Mayer 2.

**CAROLINA PANTHERS**

**Dec. 8, 2002, at Carolina**

Cincinnati Bengals .....	7	10	14	0	—	31
Carolina Panthers .....	9	7	21	15	—	52

TD: Car—Steve Smith 3, Dee Brown, Muhsin Muhammad, Al Wallace, Wesley Walls; Cin—Peter Warrick 2, Jon Kitna, Takeo Spikes. TD Passes: Car—Rodney Peete 3; Cin—Jon Kitna 2. FG: Cin—Neil Rackers.

**CHICAGO BEARS**

**Dec. 7, 1980, at Chicago**

Green Bay Packers .....	0	7	0	0	—	7
Chicago Bears .....	0	28	13	20	—	61

TD: Chi—Walter Payton 3, Brian Baschnagel, Robin Earl, Roland Harper, Willie McClendon, Len Walterscheid, Rickey Watts; GB—James Lofton. TD Passes: Chi—Vince Evans 3; GB—Lynn Dickey.

**DALLAS COWBOYS**

**Oct. 12, 1980, at Dallas**

San Francisco 49ers .....	0	7	0	7	—	14
Dallas Cowboys .....	14	24	14	7	—	59

TD: Dall—Drew Pearson 3, Ron Springs 2, Tony Dorsett, Billy Joe DuPree, Robert Newhouse; SF—Dwight Clark 2. TD Passes: Dall—Danny White 4; SF—Steve DeBerg 2. FG: Dall—Rafael Septien.

**DETROIT LIONS**

**Nov. 27, 1997, at Detroit**

Chicago Bears .....	14	6	0	0	—	20
Detroit Lions .....	3	14	17	21	—	55

TD: Det—Herman Moore, Johnnie Morton, Ron Rivers, Barry Sanders 3, Tracy Scroggins; Chi—Raymont Harris, Ricky Proehl. TD Passes: Det—Scott Mitchell 2; Chi—Erik Kramer. FG: Det—Jason Hanson 2; Chi—Jeff Jaeger 2.

**GREEN BAY PACKERS**

**Oct. 7, 1945, at Milwaukee**

Detroit Lions .....	0	7	7	7	—	21
Green Bay Packers .....	0	41	9	7	—	57

TD: GB—Don Hutson 4, Charley Brock, Irv Comp, Ted Fritsch, Clyde Goodnight; Det—Chuck Fenenbock, John Greene, Bob Westfall. TD Passes: GB—Tex McKay 4, Lou Brock, Irv Comp; Det—Dave Ryan.

**LOS ANGELES RAMS**

**Oct. 22, 1950, at Los Angeles**

Baltimore Colts .....	13	0	7	7	—	27
Los Angeles Rams .....	21	14	14	21	—	70

TD: LA—Bob Boyd 2, Vitamin T. Smith 2, Tom Fears, Elroy (Crazylegs) Hirsch, Dick Hoerner, Ralph Pasquariello, Dan Towler, Bob Waterfield; Balt—Chet Mutryn 2, Adrian Burk, Billy Stone. TD Passes: LA—Norm Van Brocklin 2, Bob Waterfield 2, Glenn Davis; Balt—Adrian Burk 3.

**MINNESOTA VIKINGS**

**Oct. 18, 1970, at Minnesota**

Dallas Cowboys .....	3	3	0	7	—	13
Minnesota Vikings .....	14	20	17	3	—	54

TD: Minn—Clint Jones 2, Ed Sharockman 2, John Beasley, Dave Osborn; Dall—Calvin Hill. TD Pass: Minn—Gary Cuozzo. FG: Minn—Fred Cox 4; Dall—Mike Clark 2.

**NEW ORLEANS SAINTS**

**Oct. 23, 2011, at New Orleans**

Indianapolis Colts .....	0	7	0	0	—	7
New Orleans Saints .....	21	13	14	14	—	62

TD: NO—Marques Colston 2, Jimmy Graham 2, Darren Sproles 2, Jed Collins, Leigh Torrence; IND—Delone Carter. TD Passes: NO—Drew Brees 5. FG: NO—John Kasay 2.

**NEW YORK GIANTS**

**Nov. 26, 1972, at New York**

Philadelphia Eagles .....	3	7	0	0	—	10
New York Giants .....	14	24	10	14	—	62

TD: NYG—Don Herrmann 2, Ron Johnson 2, Bob Tucker 2, Randy Johnson; Phil—Harold Jackson. TD Passes: NYG—Norm Snead 3, Randy Johnson 2; Phil—John Reaves. FG: NYG—Pete Gogolak 2; Phil—Tom Dempsey.

**PHILADELPHIA EAGLES**

**Nov. 6, 1934, at Philadelphia**

Cincinnati Reds .....	0	0	0	0	—	0
Philadelphia Eagles .....	26	6	12	20	—	64

TD: Phil—Joe Carter 3, Swede Hanson 3, Marvin Ellstrom, Roger Kirkman, Ed Matesic, Ed Storm. TD Passes: Phil—Ed Matesic 2, Albert Weiner 2, Marvin Ellstrom.

**SAN FRANCISCO 49ERS**

**Oct. 18, 1992, at San Francisco**

Atlanta Falcons .....	7	3	0	7	—	17
San Francisco 49ers .....	21	21	14	0	—	56

TD: SF—Jerry Rice 3, Ricky Watters 3, Brent Jones, Tom Rathman; Atl—Michael Haynes, Jason Phillips. TD Passes: SF—Steve Young 3; Atl—Chris Miller, Wade Wilson. FG: Atl—Norm Johnson.

**SEATTLE SEAHAWKS**

**Dec. 9, 2012, at Seattle**

Arizona Cardinals .....	0	0	0	0	—	0
Seattle Seahawks .....	10	28	13	7	—	58

TD: Sea—Marshawn Lynch 3, Zach Miller, Richard Sherman, Malcolm Smith, Leon Washington. TD Passes: Sea—Russell Wilson. FG: Sea—Stephen Hauschka 3.

**TAMPA BAY BUCCANEERS**

**Sept. 29, 2019, at Los Angeles**

Tampa Bay Buccaneers ...	7	21	3	24	—	55
Los Angeles Rams .....	0	17	3	20	—	40

TD: TB—Chris Godwin 2, Peyton Barber, Cameron Brate, Mike Evans, Ronald Jones, Ndamukong Suh; LAR—Todd Gurley 2, Gerald Everett, Cooper Kupp, Marcus Peters. TD Passes: TB—Jameis Winston 4; LAR—Jared Goff 2. FG: TB—Matt Gay 2; LAR—Greg Zuerlein.

**WASHINGTON COMMANDERS**

**Nov. 27, 1966, at Washington**

New York Giants .....	0	14	14	13	—	41
Washington Redskins .....	13	21	14	24	—	72

TD: Wash—A.D. Whitfield 3, Brig Owens 2, Charley Taylor 2, Rickie Harris, Joe Don Looney, Bobby Mitchell; NYG—Allen Jacobs, Homer Jones, Dan Lewis, Joe Morrison, Aaron Thomas, Gary Wood. TD Passes: Wash—Sonny Jurgensen 3; NYG—Gary Wood 2, Tom Kennedy. FG: Wash—Charlie Gogolak.

## INSIDE THE NUMBERS

### RECORDS OF NFL TEAMS SINCE 1970 AFL-NFL MERGER

AFC	W	L	T	Pct.	Division Titles	Playoff Berths	Postseason Record	Super Bowl Record
Pittsburgh	514	325	4	.612	24	33	36-27	6-2
Miami	481	360	2	.572	13	25	20-23	2-3
Baltimore***	256	194	1	.569	7	15	17-13	2-0
New England	478	365	0	.567	21	27	36-21	6-5
Denver	469	368	6	.560	15	22	23-19	3-5
Kansas City	445	391	7	.532	14	22	19-19	3-1
Las Vegas	428	409	6	.511	12	20	22-17	3-1
Indianapolis	423	417	3	.504	15	24	19-22	2-1
Buffalo	408	432	2	.486	11	19	17-19	0-4
Tennessee	406	435	2	.483	7	20	15-20	0-1
L.A. Chargers	397	441	5	.474	10	15	11-15	0-1
Cincinnati	387	451	4	.462	11	16	10-16	0-3
Houston****	152	202	1	.430	7	7	5-7	0-0
N.Y. Jets	359	482	2	.427	2	12	10-12	0-0
Jacksonville**	198	269	0	.424	4	8	8-8	0-0
Cleveland+	332	459	4	.420	6	13	5-13	0-0

NFC	W	L	T	Pct.	Division Titles	Playoff Berths	Postseason Record	Super Bowl Record
Dallas	495	348	0	.587	22	32	35-27	5-3
Minnesota	471	368	4	.561	19	29	19-29	0-3
San Francisco	466	373	4	.555	22	28	38-23	5-3
Green Bay	455	378	10	.546	16	25	25-23	2-1
Philadelphia	440	394	9	.527	12	26	21-25	1-3
Seattle*	392	366	1	.517	11	20	17-19	1-2
Washington	425	414	4	.507	9	19	20-16	3-2
L.A. Rams	423	415	5	.505	14	24	23-22	2-3
Chicago	406	436	1	.482	11	16	10-15	1-1
New Orleans	400	439	4	.477	9	14	10-13	1-0
N.Y. Giants	397	442	4	.473	8	17	21-13	4-1
Carolina**	214	252	1	.459	6	8	9-8	0-2
Atlanta	378	460	5	.451	6	14	10-14	0-2
Arizona	353	482	8	.423	5	9	6-9	0-1
Detroit	349	488	6	.417	4	13	3-13	0-0
Tampa Bay*	308	450	1	.406	9	14	12-12	2-0

\*Entered NFL in 1976.

\*\*Entered NFL in 1995.

\*\*\*Entered NFL in 1996.

\*\*\*\*Entered NFL in 2002.

+Did not play, 1996-98.

Las Vegas totals include Los Angeles, 1982-94, and Oakland, 1960-81, 1995-2019.

Indianapolis totals include Baltimore, 1970-83.

Tennessee totals include Houston Oilers, 1970-96.

L.A. Chargers totals include San Diego, 1970-2016.

L.A. Rams totals include St. Louis, 1995-2015.

Arizona totals include St. Louis, 1970-87, and Phoenix, 1988-93.

Tie games before 1972 are not calculated in won-lost percentage.

### HOME RECORDS OF NFL TEAMS SINCE 1970 AFL-NFL MERGER

AFC	W	L	T	Pct.
Pittsburgh	300	120	2	.713
Baltimore***	154	71	1	.684
Denver	281	138	4	.670
Miami	277	143	1	.659
New England	269	153	0	.637
Kansas City	257	161	3	.615
Las Vegas	239	181	2	.569
Buffalo	239	183	1	.566
Cincinnati	233	185	3	.557
Tennessee	230	191	1	.546
Indianapolis	228	192	2	.543
L.A. Chargers	223	196	2	.532
Jacksonville**	119	115	0	.509
Houston****	87	90	1	.492
Cleveland+	193	201	3	.490
N.Y. Jets	197	223	1	.469

NFC	W	L	T	Pct.
Minnesota	279	142	1	.662
Dallas	278	143	0	.660
Green Bay	271	143	7	.652
Seattle*	230	150	0	.605
San Francisco	252	166	3	.602
Philadelphia	240	178	4	.574
Washington	236	182	2	.564
Chicago	235	185	1	.559
L.A. Rams	232	187	2	.554
Atlanta	221	200	1	.525
Detroit	218	202	1	.519
N.Y. Giants	218	202	2	.519
Carolina**	119	114	0	.511
New Orleans	213	207	1	.507
Arizona	204	211	5	.492
Tampa Bay*	180	198	1	.476

\*Entered NFL in 1976.

\*\*Entered NFL in 1995.

\*\*\*Entered NFL in 1996.

\*\*\*\*Entered NFL in 2002.

+Did not play, 1996-98.

Las Vegas totals include Los Angeles,

1982-94, and Oakland,

1960-81, 1995-2019.

Indianapolis totals include Baltimore,

1970-83.

Tennessee totals include Houston Oilers,

1970-96.

L.A. Chargers totals include San Diego,

1970-2016.

L.A. Rams totals include St. Louis,

1995-2015.

Arizona totals include St. Louis,

1970-87, and Phoenix, 1988-93.

Tie games before 1972 are not calculated

in won-lost percentage.



# INSIDE THE NUMBERS

## ROAD RECORDS OF NFL TEAMS SINCE 1970 AFL-NFL MERGER

AFC	W	L	T	Pct.
Pittsburgh	214	205	2	.511
New England	209	212	0	.496
Miami	204	217	1	.485
Indianapolis	195	225	1	.464
Las Vegas	189	228	4	.453
Baltimore**	102	123	0	.453
Kansas City	188	230	4	.450
Denver	188	230	2	.450
Tennessee	176	244	1	.419
L.A. Chargers	174	245	3	.416
Buffalo	169	249	1	.404
N.Y. Jets	162	259	1	.385
Houston****	65	112	0	.367
Cincinnati	154	266	1	.367
Cleveland+	139	258	1	.350
Jacksonville**	79	154	0	.339

NFC	W	L	T	Pct.
Dallas	217	205	0	.514
San Francisco	214	207	1	.508
Philadelphia	200	216	5	.481
Minnesota	192	226	3	.460
L.A. Rams	191	228	3	.456
Washington	189	232	2	.449
New Orleans	187	232	3	.446
Green Bay	184	235	3	.439
Seattle*	162	216	1	.429
N.Y. Giants	179	240	2	.428
Carolina**	95	138	1	.408
Chicago	171	251	0	.405
Atlanta	157	260	4	.377
Arizona	149	271	3	.355
Tampa Bay*	128	252	0	.337
Detroit	131	286	5	.316

\*Entered NFL in 1976.

\*\*Entered NFL in 1995.

\*\*\*Entered NFL in 1996.

\*\*\*\*Entered NFL in 2002.

+Did not play, 1996-98.

Las Vegas totals include Los Angeles, 1982-94, and Oakland, 1960-81, 1995-2019.

Indianapolis totals include Baltimore, 1970-83.

Tennessee totals include Houston Oilers, 1970-96.

L.A. Chargers totals include San Diego, 1970-2016.

L.A. Rams totals include St. Louis, 1995-2015.

Arizona totals include St. Louis, 1970-87, and Phoenix, 1988-93.

Tie games before 1972 are not calculated in won-lost percentage.

## RECORDS OF TEAMS ON KICKOFF WEEKEND

AFC	W	L	T	Pct.	Longest W Strk.	Longest L Strk.	Current Streak
Denver	40	23	1	.635	7	4	L-2
Baltimore	16	12	0	.571	5	4	W-2
Kansas City	36	28	0	.563	8	4	L-1
L.A. Chargers	36	28	0	.563	6	6	L-1
Miami	32	25	1	.561	11	5	W-3
Pittsburgh	46	38	5	.547	8	3	L-1
New England	35	29	0	.547	10	3	L-3
Jacksonville	15	14	0	.517	6	5	W-1
Tennessee	32	32	0	.500	4	3	L-3
Las Vegas	31	33	0	.484	5	8	W-1
Houston	10	11	1	.477	5	4	L-1
Indianapolis	33	37	1	.472	8	8	L-1
N.Y. Jets	29	35	0	.453	5	5	W-1
Cincinnati	25	31	0	.446	4	4	L-2
Buffalo	27	37	0	.422	6	5	L-1
Cleveland	29	41	1	.415	5	13	W-2

NFC	W	L	T	Pct.	Longest W Strk.	Longest L Strk.	Current Streak
Dallas	40	23	1	.635	17	5	W-1
Green Bay	59	41	3	.590	6	6	W-1
Chicago	56	43	5	.566	9	6	L-1
Minnesota	35	27	1	.565	5	3	L-1
San Francisco	40	33	1	.548	6	3	W-1
N.Y. Giants	51	43	5	.543	4	5	L-1
Detroit	49	42	3	.538	10	4	W-1
L.A. Rams	46	40	0	.535	5	6	W-1
Atlanta	29	29	0	.500	5	5	W-1
Washington	44	44	4	.500	6	5	W-2
Philadelphia	42	47	1	.472	5	9	W-3
Tampa Bay	21	27	0	.438	3	5	W-3
Arizona	42	58	3	.421	6	7	L-2
Seattle	20	28	0	.417	4	8	L-1
New Orleans	22	35	0	.386	5	6	W-5
Carolina	11	18	0	.379	3	5	L-2

L.A. Chargers totals include San Diego, 1961-2016.

New England totals include Boston, 1960-70.

Kansas City totals include Dallas Texans, 1960-62.

Tennessee totals include Houston Oilers, 1960-96.

Indianapolis totals include Baltimore, 1953-83.

Las Vegas totals include Los Angeles, 1982-94, and Oakland, 1960-81, 1995-2019.

Detroit totals include Portsmouth Spartans, 1930-33.

L.A. Rams totals include Cleveland, 1937-42, 1944-45, and St. Louis, 1995-2015.

Arizona totals include Chicago, 1920-59, St. Louis, 1960-87, and Phoenix, 1988-93.

Chicago totals include Decatur Staleys, 1920, and Chicago Staleys, 1921.

Washington totals include Boston Braves, 1932 and Boston Redskins, 1933-36.

Tie games before 1972 are not calculated in won-lost percentage.

## INSIDE THE NUMBERS

### RECORDS OF NFL TEAMS, 2014-23

AFC	Regular Season			Division Titles	Playoff Berths	Postseason Record	Super Bowl Record
	W	L	T Pct.				
Kansas City	117	46	0 .718	8	9	16-6	3-1
New England	103	60	0 .632	6	7	12-4	3-1
Pittsburgh	102	59	2 .632	4	7	3-7	0-0
Baltimore	98	65	0 .601	3	6	3-6	0-0
Buffalo	97	65	0 .599	4	6	5-6	0-0
Indianapolis	81	81	1 .500	1	3	3-3	0-0
Miami	81	82	0 .497	0	3	0-3	0-0
Cincinnati	78	81	3 .491	3	4	5-4	0-1
Tennessee	77	86	0 .472	2	4	3-4	0-0
Denver	76	87	0 .466	2	2	3-1	1-0
L.A. Chargers**	75	88	0 .460	0	2	1-2	0-0
Houston	73	89	1 .451	5	5	3-5	0-0
Las Vegas***	71	92	0 .436	0	2	0-2	0-0
Cleveland	61	101	1 .377	0	2	1-2	0-0
N.Y. Jets	55	108	0 .337	0	0	0-0	0-0
Jacksonville	54	109	0 .331	2	2	3-2	0-0

NFC	W	L	T	Pct	Division Titles	Playoff Berths	Postseason Record	Super Bowl Record
Seattle	99	63	1 .610	3	7	5-7	0-1	
Dallas	98	65	0 .601	5	6	3-6	0-0	
New Orleans	95	68	0 .583	4	4	3-4	0-0	
Philadelphia	93	69	1 .574	3	6	6-5	1-1	
Minnesota	92	70	1 .567	3	4	2-4	0-0	
L.A. Rams*	87	76	0 .534	3	5	7-4	1-1	
San Francisco	79	84	0 .485	3	4	8-4	0-2	
Detroit	74	87	2 .460	1	3	2-3	0-0	
Tampa Bay	75	88	0 .460	3	4	6-3	1-0	
Arizona	74	87	2 .460	1	3	1-3	0-0	
Atlanta	74	89	0 .454	1	2	3-2	0-1	
Carolina	70	92	1 .433	2	3	3-3	0-1	
Washington	64	97	2 .399	2	2	0-2	0-0	
Chicago	63	100	0 .387	1	2	0-2	0-0	
N.Y. Giants	60	102	1 .371	0	2	1-2	0-0	

\*Totals include St. Louis, 2014-15.

\*\*Totals include San Diego, 2014-16.

\*\*\*Totals include Oakland, 2014-19.

### HOME RECORDS, 2014-23

AFC	W - L - T	Pct.
Kansas City	61-21-0	.744
Pittsburgh	56-25-1	.689
Buffalo	55-27-0	.671
Baltimore	54-28-0	.659
New England	54-28-0	.659
Miami	50-32-0	.610
Cincinnati	45-34-2	.568
Denver	46-36-0	.561
Indianapolis	44-38-0	.537
Tennessee	43-39-0	.524
Houston	41-40-1	.506
Las Vegas	41-41-0	.500
Cleveland	40-41-1	.494
L.A. Chargers	39-43-0	.476
Jacksonville	34-48-0	.415
N.Y. Jets	32-50-0	.390

NFC	W - L - T	Pct.
Green Bay	60-20-1	.747
Seattle	53-28-0	.654
Dallas	52-29-0	.642
Minnesota	52-29-0	.642
Philadelphia	51-29-1	.636
New Orleans	48-33-0	.593
L.A. Rams	45-36-0	.556
Detroit	41-40-0	.506
Carolina	40-41-0	.494
San Francisco	40-41-0	.494
Atlanta	39-42-0	.481
Tampa Bay	38-43-0	.469
Arizona	35-44-2	.444
N.Y. Giants	34-46-1	.426
Chicago	33-48-0	.407
Washington	33-48-0	.407

\*Totals include St. Louis, 2014-15.

\*\*Totals include San Diego, 2014-16.

\*\*\*Totals include Oakland, 2014-19.

## INSIDE THE NUMBERS

### ROAD RECORDS, 2014-23

AFC	W-L-T	Pct.
Kansas City	56-25-0	.691
New England	49-32-0	.605
Pittsburgh	46-34-1	.574
Baltimore	44-37-0	.543
Buffalo	42-38-0	.525
Indianapolis	37-43-1	.463
L.A. Chargers**	36-45-0	.444
Tennessee	34-47-0	.420
Cincinnati	33-47-1	.414
Houston	32-49-0	.395
Miami	31-50-0	.383
Denver	30-51-0	.370
Las Vegas***	30-51-0	.370
N.Y. Jets	23-58-0	.284
Cleveland	21-60-0	.259
Jacksonville	20-61-0	.247

NFC	W-L-T	Pct.
New Orleans	47-35-0	.573
Seattle	46-35-1	.567
Dallas	46-36-0	.561
L.A. Rams*	42-40-0	.512
Philadelphia	42-40-0	.512
Green Bay	41-41-0	.500
Minnesota	40-41-1	.494
Arizona	39-43-0	.476
San Francisco	39-43-0	.476
Tampa Bay	37-45-0	.451
Atlanta	35-47-0	.427
Detroit	33-47-2	.415
Washington	31-49-2	.390
Carolina	30-51-1	.372
Chicago	30-52-0	.366
N.Y. Giants	26-56-0	.317

\*Totals include St. Louis, 2014-15.

\*\*Totals include San Diego, 2014-16.

\*\*\*Totals include Oakland, 2014-19.

### RECORDS BY MONTHS, 2014-23

AFC	Sept.	Oct.	Nov.	Dec.	Jan.	Total	Pct.
	W-L-T	W-L-T	W-L-T	W-L-T	W-L-T	W-L-T	
Kansas City	23-9-0	26-16-0	28-9-0	34-10-0	6-2-0	117-46-0	.718
Pittsburgh	17-15-1	25-14-0	25-12-1	28-17-0	7-1-0	102-59-2	.632
New England	21-12-0	31-13-0	24-11-0	23-20-0	4-4-0	103-60-0	.632
Baltimore	21-12-0	22-19-0	25-12-0	29-15-0	1-7-0	98-65-0	.601
Buffalo	20-13-0	25-16-0	21-18-0	25-17-0	6-1-0	97-65-0	.599
Indianapolis	13-19-1	21-22-0	23-14-0	21-21-0	3-5-0	81-81-1	.500
Miami	16-18-0	17-22-0	23-15-0	22-22-0	3-5-0	81-82-0	.497
Cincinnati	17-17-1	18-19-2	16-21-0	22-22-0	5-2-0	78-81-3	.491
Tennessee	17-16-0	20-19-0	18-23-0	17-26-0	5-2-0	77-86-0	.472
Denver	17-14-0	21-22-0	17-20-0	18-26-0	3-5-0	76-87-0	.466
L.A. Chargers**	14-19-0	20-20-0	18-20-0	20-24-0	3-5-0	75-88-0	.460
Houston	12-20-1	18-24-0	20-16-0	20-24-0	3-5-0	73-89-1	.451
Las Vegas***	15-18-0	14-24-0	20-21-0	18-25-0	4-4-0	71-92-0	.436
Cleveland	13-18-1	13-30-0	17-21-0	15-27-0	3-5-0	61-101-1	.377
N.Y. Jets	8-24-0	18-24-0	10-26-0	17-28-0	2-6-0	55-108-0	.337
Jacksonville	12-22-0	14-27-0	11-25-0	14-30-0	3-5-0	54-109-0	.331

NFC	Sept.	Oct.	Nov.	Dec.	Jan.	Total	Pct.
	W-L-T	W-L-T	W-L-T	W-L-T	W-L-T	W-L-T	
Green Bay	24-10-1	22-15-0	18-23-0	32-10-0	5-3-0	101-61-1	.623
Seattle	18-14-0	26-13-1	22-18-0	25-18-0	8-0-0	99-63-1	.610
Dallas	21-12-0	23-15-0	23-21-0	29-12-0	2-5-0	98-65-0	.601
New Orleans	14-19-0	30-10-0	21-20-0	24-17-0	6-2-0	95-68-0	.583
Philadelphia	20-12-1	26-16-0	20-17-0	23-20-0	4-4-0	93-69-1	.574
Minnesota	15-17-1	27-13-0	25-14-0	20-23-0	5-3-0	92-70-1	.567
L.A. Rams*	21-11-0	23-18-0	15-23-0	25-19-0	3-5-0	87-76-0	.534
San Francisco	16-16-0	16-27-0	18-18-0	24-20-0	5-3-0	79-84-0	.485
Detroit	14-19-1	16-23-0	18-20-1	21-22-0	5-3-0	74-87-2	.460
Arizona	15-16-1	23-21-1	15-21-0	19-23-0	2-6-0	74-87-2	.460
Tampa Bay	16-16-0	14-25-0	19-22-0	20-23-0	6-2-0	75-88-0	.460
Atlanta	16-17-0	18-25-0	17-20-0	20-22-0	3-5-0	74-89-0	.454
Carolina	17-15-0	18-24-1	16-23-0	17-24-0	2-6-0	70-92-1	.433
Washington	12-20-0	18-25-1	17-21-0	13-27-1	4-4-0	64-97-2	.399
Chicago	15-19-0	15-26-0	15-24-0	17-24-0	1-7-0	63-100-0	.387
N.Y. Giants	11-22-0	15-26-0	16-22-0	14-28-1	4-4-0	60-102-1	.371

\*Totals include St. Louis, 2014-15.

\*\*Totals include San Diego, 2014-16.

\*\*\*Totals include Oakland, 2014-19.

# INSIDE THE NUMBERS

## TAKEAWAYS/GIVEAWAYS, 2014-23

AFC	Takeaways			Giveaways			Net Diff.
	Int.	Fum.	Total	Int.	Fum.	Total	
New England	166	85	251	108	69	177	+74
Kansas City	143	97	240	95	90	185	+55
Buffalo	165	96	261	133	87	220	+41
Pittsburgh	152	96	248	142	74	216	+32
Baltimore	133	100	233	128	79	207	+26
Houston	133	95	228	130	84	214	+14
Indianapolis	139	101	240	133	100	233	+7
Cincinnati	146	64	210	126	83	209	+1
L.A. Chargers**	124	88	212	138	87	225	-13
Miami	141	80	221	148	87	235	-14
Denver	132	93	225	152	91	243	-18
Tennessee	123	70	193	124	93	217	-24
Las Vegas***	102	78	180	128	103	231	-51
Cleveland	133	82	215	165	102	267	-52
Jacksonville	113	87	200	142	119	261	-61
N.Y. Jets	114	80	194	166	97	263	-69

NFC	Takeaways			Giveaways			Net Diff.
	Int.	Fum.	Total	Int.	Fum.	Total	
Seattle	130	103	233	96	71	167	+66
Green Bay	139	83	222	83	81	164	+58
New Orleans	136	90	226	111	83	194	+32
Minnesota	140	91	231	112	88	200	+31
Dallas	130	106	236	123	92	215	+21
Arizona	126	99	225	143	76	219	+6
L.A. Rams*	144	91	235	143	87	230	+5
Detroit	118	81	199	120	85	205	-6
N.Y. Giants	138	91	229	136	101	237	-8
Atlanta	120	82	202	125	93	218	-16
Philadelphia	129	99	228	136	109	245	-17
Carolina	126	97	223	154	87	241	-18
San Francisco	129	84	213	132	100	232	-19
Tampa Bay	131	117	248	167	100	267	-19
Washington	119	97	216	150	97	247	-31
Chicago	129	85	214	154	93	247	-33

\*Totals include St. Louis, 2014-15.

\*\*Totals include San Diego, 2014-16.

\*\*\*Totals include Oakland, 2014-19.

## BEST TAKEAWAY/GIVEAWAY DIFFERENTIAL, SEASON

+43	Washington, 1983
+28	New England, 2010
	San Francisco, 2011
+26	Kansas City, 1990

## HIGH AND LOW SINGLE-GAME YARDAGE TOTALS, 2014-23

### Most Total Yards, Game

726	Miami vs. Denver, Sept. 24, 2023
643	Baltimore at Miami, Sept. 8, 2019
640	Dallas vs. N.Y. Giants, Nov. 12, 2023
639	Pittsburgh vs. Indianapolis, Oct. 26, 2014
626	Oak. Raiders at Tampa Bay, Oct. 30, 2016 (ot)

### Fewest Total Yards, Game

47	Chicago at Cleveland, Sept. 26, 2021
53	N.Y. Jets at Buffalo, Jan. 9, 2022
58	Arizona at Cleveland, Nov. 5, 2023
89	Washington vs. Philadelphia, Dec. 30, 2018
94	Tennessee at Cleveland, Sept. 24, 2023

### Most Yards Rushing, Game

404	Baltimore at Cincinnati, Jan. 3, 2021
363	Philadelphia vs. Green Bay, Nov. 27, 2022
355	San Francisco vs. S.D. Chargers, Dec. 20, 2014 (ot)
350	Seattle vs. N.Y. Giants, Nov. 9, 2014
350	Miami vs. Denver, Sept. 24, 2023

## Fewest Yards Rushing, Game

-1	New England vs. Tampa Bay, Oct. 3, 2021
1	Indianapolis at Dallas, Dec. 21, 2014
3	Tampa Bay vs. Kansas City, Oct. 2, 2022
6	Chicago at Philadelphia, Nov. 26, 2017
7	Philadelphia vs. Dallas, Sept. 20, 2015

## Most Yards Passing, Game

522	Pittsburgh vs. Indianapolis, Oct. 26, 2014
505	New Orleans vs. N.Y. Giants, Nov. 1, 2015
498	Oakland at Tampa Bay, Oct. 30, 2016 (ot)
498	Cincinnati vs. Baltimore, Dec. 26, 2021
490	L.A. Rams vs. Tampa Bay, Sept. 29, 2019

## Fewest Yards Passing, Game

-9	N.Y. Giants vs. N.Y. Jets, Oct. 29, 2023
-6	N.Y. Giants at Chicago, Jan. 2, 2022
1	Chicago at Cleveland, Sept. 26, 2021
5	N.Y. Jets at Buffalo, Jan. 9, 2022
6	San Francisco at Chicago, Dec. 4, 2016

## NFL INDIVIDUAL LEADERS, 2014-23

### Points

Justin Tucker	1,377
Greg Zuerlein	1,162
Matt Prater	1,094
Brandon McManus	1,071
Mason Crosby	1,036

### Touchdowns

Davante Adams	95
Mike Evans	95
Derrick Henry	93
Tyreek Hill	89
Ezekiel Elliott	85

### Field Goals

Justin Tucker	327
Greg Zuerlein	280
Matt Prater	259
Brandon McManus	253
Graham Gano	232

### Rushing Attempts

Ezekiel Elliott	2,065
Derrick Henry	2,030
Melvin Gordon	1,593
Joe Mixon	1,571
Latavius Murray	1,560

### Rushing Yards

Derrick Henry	9,502
Ezekiel Elliott	8,904
Mark Ingram	6,649
Latavius Murray	6,552
Melvin Gordon	6,543

### Rushing TDs

Derrick Henry	90
Ezekiel Elliott	71
Todd Gurley	67
Latavius Murray	59
Melvin Gordon	56

### Passing Attempts

Derek Carr	5,506
Tom Brady	5,464
Matt Ryan	5,176
Matthew Stafford	5,152
Kirk Cousins	4,974

### Completions

Derek Carr	3,576
Tom Brady	3,575
Matt Ryan	3,458
Kirk Cousins	3,351
Matthew Stafford	3,349

### Passing Yards

Tom Brady	40,065
Matt Ryan	39,320
Derek Carr	39,100
Matthew Stafford	38,590
Kirk Cousins	38,151

### TD Passes

Tom Brady	290
Aaron Rodgers	287
Russell Wilson	282
Kirk Cousins	262
Matthew Stafford	248

### Receptions

Travis Kelce	907
DeAndre Hopkins	876
Davante Adams	872
Keenan Allen	833
Stefon Diggs	810

### Receiving Yards

Mike Evans	11,680
DeAndre Hopkins	11,553
Travis Kelce	11,328
Julio Jones	10,966
Davante Adams	10,781

### Receiving TD

Davante Adams	95
Mike Evans	94
Tyreek Hill	76
DeAndre Hopkins	76
Travis Kelce	74

### Interceptions

Marcus Peters	33
Tyran Mathieu	31
Justin Simmons	30
Xavier Howard	29
Harrison Smith	29

### Sacks

Aaron Donald	111.0
Khalil Mack	101.5
T.J. Watt	96.5
Cameron Jordan	96.0
Chandler Jones	94.5

**NFL GAMES IN WHICH A TEAM HAS SCORED 60-OR-MORE POINTS**

*(Home team in capitals)*

**Regular Season**

WASHINGTON 72, N.Y. Giants 41.....	Nov. 27, 1966
L.A. RAMS 70, Bal. Colts 27.....	Oct. 22, 1950
MIAMI 70, Denver 20.....	Sept. 24, 2023
ROCHESTER JEFFERSONS 66, *Fort Porter 0.....	Oct. 10, 1920
Chi. Cardinals 65, N.Y. BULLDOGS 20.....	Nov. 13, 1949
L.A. RAMS 65, Detroit 24.....	Oct. 29, 1950
PHILADELPHIA 64, Cin. Reds 0.....	Nov. 6, 1934
CHI. CARDINALS 63, N.Y. Giants 35.....	Oct. 17, 1948
PITTSBURGH 63, N.Y. Giants 7.....	Nov. 30, 1952
LAS VEGAS 63, L.A. Chargers 21.....	Dec. 14, 2023
AKRON PROS 62, Oorang Indians 0.....	Oct. 29, 1922
CLE. BROWNS 62, N.Y. Giants 14.....	Dec. 6, 1953
CLE. BROWNS 62, Washington 3.....	Nov. 7, 1954
N.Y. GIANTS 62, Philadelphia 10.....	Nov. 26, 1972
Atlanta 62, NEW ORLEANS 7.....	Sept. 16, 1973
N.Y. JETS 62, Tampa Bay 28.....	Nov. 17, 1985
NEW ORLEANS 62, Indianapolis 7.....	Oct. 23, 2011
CHI. BEARS 61, San Francisco 20.....	Dec. 12, 1965
Cin. Bengals 61, HOU. OILERS 17.....	Dec. 17, 1972
CHI. BEARS 61, Green Bay 7.....	Dec. 7, 1980
CIN. BENGALS 61, Hou. Oilers 7.....	Dec. 17, 1989
ROCK ISLAND INDEPENDENTS 60, Evansville Crimson Giants 0.....	Oct. 15, 1922
CHI. CARDINALS 60, Rochester Jeffersons 0.....	Oct. 7, 1923

**Postseason**

Chi. Bears 73, WASHINGTON 0.....	Dec. 8, 1940
JACKSONVILLE 62, Miami 7.....	Jan. 15, 2000

\*Not a member of the American Professional Football Association (NFL)

**YOUNGEST AND OLDEST NFL PLAYERS, 2023**

**10 Youngest Players**

	Birthdate	Games	Starts	Position
Israel Abanikanda, N.Y. Jets	10/5/2002	6	0	RB
Tuli Tuipulotu, L.A. Chargers	9/3/2002	17	11	LB
Christian Gonzalez, New England	6/28/2002	4	4	CB
Kelee Ringo, Philadelphia	6/27/2002	17	4	CB
Kendre Miller, New Orleans	6/11/2002	8	0	RB
Anthony Richardson, Indianapolis	5/22/2002	4	4	QB
Kayshon Boutte, New England	5/7/2002	5	0	WR
Noah Sewell, Chicago	4/26/2002	13	0	LB
BJ Ojulari, Arizona	4/5/2002	17	0	LB
Jaylon Jones, Indianapolis	4/3/2002	17	10	CB

**10 Oldest Players**

	Birthdate	Games	Starts	Position
Jason Peters, Seattle	1/22/1982	8	2	OT
Aaron Rodgers, N.Y. Jets	12/2/1983	1	1	QB
Mercedes Lewis, Chicago	5/19/1984	17	4	TE
Matt Prater, Arizona	8/10/1984	17	0	K
Mason Crosby, L.A. Rams-N.Y. Giants	9/3/1984	3	0	K
Nick Folk, Tennessee	11/5/1984	17	0	K
Joe Flacco, Cleveland	1/16/1985	5	5	QB
Duane Brown, N.Y. Jets	8/30/1985	5	3	OT
Matthew Slater, New England	9/9/1985	16	0	WR
Brian Hoyer, Las Vegas	10/13/1985	3	1	QB

**YOUNGEST AND OLDEST REGULAR STARTERS BY POSITION, 2023**

*Minimum: Eight Games Started*

	Youngest	Oldest
QB	10/3/2001 C.J. Stroud, Hou.	2/7/1988 Matthew Stafford, LAR
RB	1/30/2002 Bijan Robinson, Atl.	4/9/1992 Raheem Mostert, Mia.
WR	1/27/2002 Jordan Addison, Min.	8/22/1990 Adam Thielen, Car.
TE	7/6/2001 Michael Mayer, LV	10/5/1989 Travis Kelce, KC
T	2/2/2002 Anton Harrison, Jax.	7/19/1988 Trent Williams, SF
G	7/31/2001 Peter Skoronski, Ten.	2/26/1990 Greg Van Roten, LV
C	3/24/2001 Joe Tippmann, NYJ	11/5/1987 Jason Kelce, Phi.
DE	9/2/2001 Will Anderson, Hou.	9/1/1986 Calais Campbell, Atl.
DT	7/17/2001 Keeanu Benton, Pit.	5/6/1989 Cameron Heyward, Pit.
LB	9/3/2002 Tuli Tuipulotu, LAC	11/11/1989 Demario Davis, NO
CB	4/3/2002 Jaylon Jones, Ind.	7/11/1990 Patrick Peterson, Pit.
S	10/22/2001 Brian Branch, Det.	4/10/1988 Kareem Jackson, Den.-Hou.

**OLDEST INDIVIDUAL SINGLE-SEASON/SINGLE-GAME RECORDS IN NFL RECORD & FACT BOOK**

Most Points, Game—40, Ernie Nevers, Chi. Cardinals vs. Chi. Bears, Nov. 28, 1929 (6-t, 4-pat)

\*Most Touchdowns Rushing, Game—6, Ernie Nevers, Chi. Cardinals vs. Chi. Bears, Nov. 28, 1929

Highest Average Gain, Pass Receptions, Season (minimum: 24 receptions)—32.58, Don Curriwan, Bos. Yanks, 1947 (24-782)

Highest Average Gain, Passing, Game (minimum: 20 passes)—18.58, Sammy Baugh, Washington vs. Bos. Yanks, Oct. 31, 1948 (24-446)

Most Touchdowns, Fumble Recoveries, Game—2, Fred (Dippy) Evans, Chi. Bears vs. Washington, Nov. 28, 1948

Most Yards Gained, Intercepted Passes, Rookie, Season—301, Don Doll, Detroit, 1949

Most Passes Had Intercepted, Game—8, Jim Hardy, Chi. Cardinals vs. Philadelphia, Sept. 24, 1950

Highest Kickoff Return Average, Game (minimum: 3 returns)—73.50, Wally Triplett, Detroit vs. L.A. Rams, Oct. 29, 1950 (4-294)

Highest Punt Return Average, Season (Qualifiers)—23.00, Herb Rich, Bal. Colts, 1950 (12-276)

Highest Punt Return Average, Rookie, Season (Qualifiers)—23.00, Herb Rich, Bal. Colts, 1950 (12-276)

Most Yards Passing, Game—554, Norm Van Brocklin, L.A. Rams vs. N.Y. Yanks, Sept. 28, 1951

Most Touchdowns, Punt Returns, Rookie, Season—4, Jack Christiansen, Detroit, 1951

Most Interceptions By, Season—14, Dick (Night Train) Lane, L.A. Rams, 1952

Most Interceptions By, Rookie, Season—14, Dick (Night Train) Lane, L.A. Rams, 1952

Highest Average Gain, Passing, Season (Qualifiers)—11.17, Tommy O'Connell, Cle. Browns, 1957 (110-1,229)

Most Yards Gained, Pass Receptions, Rookie, Season—1,473, Bill Groman, Hou. Oilers, 1960

\*Record shared with Alvin Kamara, New Orleans, Dec. 25, 2020.

## 2023 OVERTIME GAMES

For overtime game capsules dating back to 1974, please visit [www.NFL.com](http://www.NFL.com).

\* indicates Monday night game

# indicates Thursday/Saturday/Sunday night game

+ indicates Thanksgiving Day game

^ indicates International Series game

% indicates postseason game

### REGULAR SEASON

\* **Sept. 11, 2023—New York Jets 22, Buffalo 16**, at New York. Buffalo wins toss. Touchback. Bills drive begins at BUF 25. S.Martin punts 42 yards. X.Gipson returns punt 65 yards for touchdown at 9:02.

**Sept. 17, 2023—Seattle 37, Detroit 31**, at Detroit. Seattle wins toss. Touchback. Seahawks drive begins at SEA 25. T.Lockett 6-yard touchdown pass from G.Smith at 5:41.

**Sept. 17, 2023—Tennessee 27, Los Angeles Chargers 24**, at Tennessee. Los Angeles wins toss. Touchback. Chargers drive begins at LAC 25. J.Scott punts 47 yards. Titans drive begins at TEN 39. N.Folk 41-yard field goal is good at 5:02.

**Sept. 24, 2023—Indianapolis 22, Baltimore Ravens 19**, at Baltimore. Indianapolis wins toss. Touchback. Colts drive begins at IND 25. R.Sanchez punts 50 yards. Ravens drive begins at IND 48. J.Stout punts 33 yards. Colts drive begins at IND 11. Turnover on downs. Ravens drive begins at BAL 46. Turnover on downs. Colts drive begins at IND 47. M.Gay 53-yard field goal is good at 1:09.

**Oct. 1, 2023—Los Angeles Rams 29, Indianapolis 23**, at Indianapolis. Los Angeles wins toss. Fair catch. Rams drive begins at LAR 25. Colts drive begins at IND 25. P.Nacua 22-yard touchdown pass from M.Stafford at 5:49.

**Oct. 1, 2023—Philadelphia 34, Washington 31**, at Philadelphia. Washington wins toss. Touchback. Commanders drive begins at WAS 25. T.Way punts 29 yards. Eagles drive begins at PHI 41. J.Elliott 54-yard field goal is good at 3:58.

**Oct. 29, 2023—New York Jets 13, New York Giants 10**, at New York Giants. N.Y. Giants win toss. Touchback. Giants drive begins at NYG 25. J.Gillan punts 47 yards. Jets drive begins at NYJ 39. G.Zuerlein 33-yard field goal is good at 6:09.

**Nov. 26, 2023—Philadelphia 37, Buffalo 34**, at Philadelphia. Buffalo wins toss. Touchback. Bills drive begins at BUF 25. T.Bass 40-yard field goal is good at 5:52. Fair catch. Eagles drive begins at PHI 25. J.Hurts 12-yard touchdown run at 2:37.

**Dec. 3, 2023—Indianapolis 31, Tennessee 28**, at Tennessee. Tennessee wins toss. Fair catch. Titans drive begins at TEN 25. N.Folk 46-yard field goal is good at 4:19. Touchback. Colts drive begins at IND 25. M.Pittman 4-yard touchdown pass from G.Minshew at 2:31.

\* **Dec. 4, 2023—Cincinnati 34, Jacksonville 31**, at Jacksonville. Jacksonville wins toss. Touchback. Jaguars drive begins at JAX 25. L.Cooke punts 42 yards. Bengals drive begins at CIN 28. E.McPherson 48-yard field goal is good at 1:45.

**Dec. 10, 2023—Baltimore Ravens 37, Los Angeles Rams 31**, at Baltimore. Baltimore wins toss. Touchback. Ravens drive begins at BAL 25. J.Stout punts 51 yards. Rams drive begins at LAR 25. E.Evans punts 50 yards. T.Wallace returns punt 76 yards for touchdown at 7:42.

# **Dec. 16, 2023—Cincinnati 27, Minnesota 24**, at Cincinnati. Cincinnati wins toss. Touchback. Bengals drive begins at CIN 25. B.Robbins punts 56 yards. Vikings drive begins at MIN 37. Turnover on downs. Bengals drive begins at CIN 42. E.McPherson 29-yard field goal is good at 3:11.

**Dec. 17, 2023—Houston Texans 19, Tennessee 16**, at Tennessee. Tennessee wins toss. Touchback. Titans drive begins at TEN 25. T.Zentner punts 35 yards. Texans drive begins at HOU 27. C.Johnston punts 47 yards. Titans drive begins at TEN 37. T.Zentner punts 38 yards. Texans drive begins at HOU 20. K.Fairbairn 54-yard field goal is good at 0:00.

### POSTSEASON

% **Feb. 11, 2024—Kansas City 25, San Francisco 22**, at Las Vegas (Super Bowl LVIII). San Francisco wins toss. Touchback. 49ers drive begins at SF 25. J.Moody 27-yard field goal is good at 7:22. Touchback. Chiefs drive begins at KC 25. M.Hardman 3-yard touchdown pass from P.Mahomes at 0:03..

### OVERTIME GAMES BY YEAR (REGULAR SEASON)

\*Record

2023.....13	2010.....19	1997.....17	1984.....9
2022.....20	2009.....13	1996.....14	1983.....19
2021.....21	2008.....15	1995.....21	1982.....4
2020.....10	2007.....15	1994.....16	1981.....10
2019.....9	2006.....11	1993.....7	1980.....13
2018.....15	2005.....14	1992.....10	1979.....12
2017.....14	2004.....12	1991.....15	1978.....11
2016.....13	2003.....23	1990.....10	1977.....6
2015.....21	2002.....*25	1989.....11	1976.....5
2014.....11	2001.....17	1988.....9	1975.....9
2013.....16	2000.....13	1987.....13	1974.....2
2012.....22	1999.....11	1986.....16	
2011.....13	1998.....7	1985.....10	

## OVERTIME WON-LOST RECORDS, 1974-2023 (REGULAR SEASON)

AFC	Win	Loss	Tie	Pct.
N.Y. Jets	27	19	2	.583
Pittsburgh	25	18	4	.574
Denver	28	21	2	.569
Las Vegas	26	20	0	.565
Buffalo	21	19	0	.525
Cincinnati	20	19	4	.512
Kansas City	21	21	2	.500
Indianapolis	19	20	2	.488
Baltimore	16	17	1	.485
Tennessee	23	25	0	.479
Jacksonville	9	11	0	.450
Cleveland	19	24	2	.444
Miami	18	23	1	.440
New England	19	25	0	.432
Houston	8	11	1	.425
L.A. Chargers	18	29	0	.383

NFC	Win	Loss	Tie	Pct.
Arizona	28	17	4	.612
Washington	25	18	3	.576
N.Y. Giants	23	17	3	.570
San Francisco	26	20	2	.563
Minnesota	27	22	4	.547
Green Bay	18	16	6	.525
Dallas	23	21	0	.523
Chicago	25	24	0	.510
New Orleans	16	16	0	.500
L.A. Rams	15	16	2	.485
Detroit	17	20	3	.463
Tampa Bay	19	24	1	.443
Atlanta	18	23	2	.442
Philadelphia	15	20	5	.438
Seattle	16	25	1	.393
Carolina	5	12	1	.306

## POSTSEASON OVERTIME GAMES

(BY LENGTH OF GAME)

Dec. 25, 1971	Miami 27, KANSAS CITY 24	82:40
Dec. 23, 1962	Dal. Texans 20, HOU. OILERS 17	77:54
Jan. 3, 1987	CLE. BROWNS 23, N.Y. Jets 20	77:02
Jan. 12, 2013	Bal. Ravens 38, DENVER 35	76:42
Dec. 24, 1977	Oak. Raiders 37, BAL. COLTS 31	75:43
Jan. 10, 2004	Carolina 29, ST.L. RAMS 23	75:10
Feb. 11, 2024	Kansas City 25, San Francisco 22	**74:57
Jan. 8, 2005	N.Y. Jets 20, S.D. CHARGERS 17	74:55
Jan. 2, 1982	S.D. Chargers 41, MIAMI 38	73:52
Dec. 26, 1965	GREEN BAY 13, Bal. Colts 10	73:39
Jan. 17, 1999	Atlanta 30, MINNESOTA 27	71:52
Jan. 4, 2020	HOU. TEXANS 22, Buffalo 19	71:40
Dec. 30, 2000	MIAMI 23, Indianapolis 17	71:16
Jan. 15, 2005	PITTSBURGH 20, N.Y. Jets 17	71:04
Jan. 8, 1994	KANSAS CITY 27, Pittsburgh 24	71:03
Jan. 19, 2002	NEW ENGLAND 16, Oak. Raiders 13	68:29
Dec. 28, 1958	Bal. Colts 23, N.Y. GIANTS 17	68:15
Jan. 3, 1988	HOU. OILERS 23, Seattle 20	68:05
Jan. 22, 2012	N.Y. Giants 20, SAN FRANCISCO 17	67:54
Jan. 3, 2009	S.D. CHARGERS 23, Indianapolis 17	66:12
Jan. 11, 1987	Denver 23, CLE. BROWNS 23	65:38
Jan. 30, 2022	Cincinnati 27, KANSAS CITY 24	65:38
Jan. 14, 2007	CHI. BEARS 27, Seattle 24	64:53
Jan. 20, 2019	New England 37, KANSAS CITY 31	64:52
Jan. 11, 2004	PHILADELPHIA 20, Green Bay 17	64:48
Jan. 24, 2010	NEW ORLEANS 31, Minnesota 28	64:45
Jan. 4, 2004	GREEN BAY 33, Seattle 27	64:25
Jan. 5, 2020	Minnesota 26, NEW ORLEANS 20	64:20
Jan. 23, 2022	KANSAS CITY 42, Buffalo 36	64:15
Feb. 5, 2017	New England 34, Atlanta 28	*63:58
Dec. 31, 1989	Pittsburgh 26, HOU. OILERS 23	63:26

Jan. 18, 2015	SEATTLE 28, Green Bay 22	63:19
Jan. 20, 2019	L.A. Rams 26, NEW ORLEANS 23	63:17
Jan. 3, 1993	BUFFALO 41, Hou. Oilers 38	63:06
Jan. 20, 2008	N.Y. Giants 23, GREEN BAY 20	62:26
Jan. 11, 2003	TENNESSEE 34, Pittsburgh 31	62:15
Jan. 10, 2010	ARIZONA 51, Green Bay 45	61:18
Jan. 7, 1990	L.A. Rams 19, N.Y. GIANTS 13	61:06
Jan. 16, 2016	ARIZONA 26, Green Bay 20	61:05
Jan. 8, 2012	DENVER 29, Pittsburgh 23	60:11

Home team in CAPS; \*Super Bowl LI; \*\*Super Bowl LVIII

There have been 40 overtime postseason games dating back to 1958. In 28 cases, both teams had at least one possession. Last OT postseason game: 2/11/24, Kansas City 25, San Francisco 22 (Super Bowl LVIII).

## OVERTIME GAME SUMMARY—1974-2023

There have been 662 overtime games in regular-season play since the rule was adopted in 1974 (13 in 2023 season).

### RESULTS

346 (5 in 2023) times the team that won the toss won the game (52.3%).

287 (8) times the team that lost the toss won the game (43.4%).

29 (0) games ended tied (4.4%). Last: 12/4/2022, Was. 20 at NYG 20.

### POSSESSIONS

490 (11) times both teams had at least one possession (74.0%).

168 (2) times the team that won the toss drove for the winning score on first possession (105 FG, 63 TD) (25.4%).

3 (0) times the team that won the toss elected to kick or defer and the team receiving the ball drove for winning score on first possession (0.5%).

1 (0) time team that won toss elected to receive and lost without other team owning possession (0.2%).

### Other miscellaneous situations:

11 (0) times the defense or special teams won without registering an official possession (7 INT, 2 blocked punts, 1 FR, 1 blocked FG) (1.7%).

1 (0) time the special teams forced a fumble on the opening kickoff and drove for winning score (0.2%).

1 (0) time the punting team recovered a muffed punt and drove for winning score with team muffing punt having no official possession (0.2%).

### SCORING

450 (7) games were won with a FG kick (68.0%).

180 (6) games were won with a touchdown (27.2%).

3 (0) games were won with a safety (0.5%).

29 (0) games ended tied (4.5%). Last: 12/4/2022, Was. 20 at NYG 20.

### COIN TOSS

649 (13) times the team that won the toss elected to receive (98.0%).

13 (0) times the team that won the toss elected to kick or defer (6 wins) (2.0%).

Note: The number in parentheses is the 2023 season total.

## MOST OVERTIME GAMES, SEASON

5 Green Bay Packers, 1983	4 San Diego Chargers 2002
4 Denver Broncos, 1985	Carolina Panthers, 2003
Cleveland Browns, 1989	Denver Broncos, 2007
Minnesota Vikings, 1994	Washington Redskins, 2010
Arizona Cardinals, 1995	Arizona Cardinals, 2011
Minnesota Vikings, 1995	Cleveland Browns, 2018
Arizona Cardinals, 1997	Baltimore Ravens, 2021
San Francisco 49ers, 2001	Las Vegas Raiders, 2021
Atlanta Falcons, 2002	Las Vegas Raiders, 2022

## LONGEST CONSECUTIVE-GAME STREAKS WITHOUT OVERTIME (Current)

59 Chicago Bears (Last OT game: 11/1/2020 vs. NO).

(Record: 110, St. Louis/Phoenix Cardinals, 12/7/1986-12/19/1993)

## INSIDE THE NUMBERS

### SHORTEST OVERTIME GAMES

0:11	*DENVER 29, Pittsburgh 23; 1/8/12 (Wild Card)
0:13	NEW ORLEANS 26, Dal. Cowboys 20; 10/4/15
0:14	N.Y. Jets 37, BUFFALO 31; 9/8/02
0:16	CHI. BEARS 37, San Francisco 31; 10/28/01
0:16	Green Bay 19, DENVER 13; 10/29/07
0:17	Minnesota 19, TAMPA BAY 13; 10/26/14
0:17	NEW ORLEANS 20, Seattle 17; 11/16/97
0:21	Chi. Bears 23, DETROIT 17; 11/27/80
0:30	Bal. Colts 29, NEW ENGLAND 23; 9/4/83
0:34	S.D. Chargers 23, WASHINGTON 17; 11/27/05
0:52	DENVER 22, Minnesota 19; 12/30/07
0:55	N.Y. Giants 16, PHILADELPHIA 10; 9/29/85
0:55	PITTSBURGH 16, Kansas City 13; 11/12/12

\*Postseason game

### LONGEST OVERTIME GAMES (ALL POSTSEASON GAMES)

22:40	Miami 27, KANSAS CITY 24; 12/25/71
17:54	Dal. Texans 20, HOU. OILERS 17; 12/23/62
17:02	CLE. BROWNS 23, N.Y. Jets 20; 1/3/87
16:42	Bal. Ravens 38, DENVER 35; 1/12/13
15:43	Oak. Raiders 37, BAL. COLTS 31; 12/24/77
15:10	Carolina 29, ST.L. RAMS 23; 1/10/04

### OVERTIME RECORDS (REGULAR SEASON)

#### Longest Touchdown Pass

99 Yards	— Ron Jaworski to Mike Quick, Philadelphia 23, Atlanta 17 (11/10/85)
87 Yards	— Teddy Bridgewater to Jarius Wright, Minnesota 30, N.Y. Jets 24 (12/7/14)
82 Yards	— Tom Brady to Troy Brown, New England 19, Miami 13 (10/19/03); Brett Favre to Greg Jennings, Green Bay 19, Denver 13 (10/29/07)
80 Yards	— Drew Brees to C.J. Spiller, New Orleans 26, Dal. Cowboys 20 (10/4/15)
76 Yards	— Troy Aikman to Raghib Ismail, Dal. Cowboys 41, Washington 35 (9/12/99)

#### Longest Touchdown Run

96 Yards	— Garrison Hearst, San Francisco 36, N.Y. Jets 30 (9/6/98)
86 Yards	— Josh Jacobs, Las Vegas 40, Seattle 34 (11/27/22)
60 Yards	— Herschel Walker, Dal. Cowboys 23, New England 17 (11/15/87)

#### Longest Field Goal

59 Yards	— Chandler Catanzaro, Tampa Bay 26, Cle. Browns 23 (10/21/18)
58 Yards	— Harrison Butker, Kansas City 23, L.A. Chargers 20 (9/20/20)
57 Yards	— Sebastian Janikowski, Oak. Raiders 16, N.Y. Jets 13 (10/19/08)

#### Longest Touchdown Plays

99 Yards	— (Pass) Ron Jaworski to Mike Quick, Philadelphia 23, Atlanta 17 (11/10/85)
99 Yards	— (Punt return) Patrick Peterson, Arizona 19, St.L. Rams 13 (11/6/11)
96 Yards	— (Run) Garrison Hearst, San Francisco 36, N.Y. Jets 30 (9/6/98)
96 Yards	— (Kickoff return) Chad Morton, N.Y. Jets 37, Buffalo 31 (9/8/02)
95 Yards	— (Kickoff return) Dave Williams, Chi. Bears 23, Detroit 17 (11/27/80)

### OVERTIME SCORING SUMMARY

450	games were won with a FG kick.
91	games were won with a touchdown pass.
53	games were won with a touchdown run.
21	were won with an interception-return TD (Atlanta 40, New Orleans 34, 9/2/79; Atlanta 47, Green Bay 41, 11/27/83; N.Y. Giants 16, Philadelphia 10, 9/29/85; Indianapolis 23, Cle. Browns 17, 12/10/89; Cle. Browns 30, S.D. Chargers 24, 10/20/91; Kansas City 23, Oak. Raiders 17, 9/17/95; N.Y. Giants 27, Arizona 21, 10/8/95; Washington 36, Detroit 30, 10/22/95; Arizona 20, Seattle 14, 10/29/95; Cincinnati 34, Detroit 28, 9/13/98; N.Y. Giants 23, Philadelphia 17, 10/31/99; Chi. Bears 37, San Francisco 31, 10/28/01; Chi. Bears 27, Cle. Browns 21, 11/4/01; New Orleans 26, Tampa Bay 20, 9/8/02; Atlanta 20, Carolina 14, 12/7/03; Jacksonville 23, Pittsburgh 17, 10/16/05; Chi. Bears 19, Detroit 13, 10/30/05; Bal. Ravens 34, Hou. Texans 28, 12/13/10; Atlanta 25, Washington 19, 10/11/15; Atlanta 28, Tampa Bay 22, 12/29/19; Jacksonville 40, Dallas 34, 12/18/2022).
5	games were won with a fumble-recovery TD (Bal. Colts 29, New England 23, 9/4/83; Denver 36, Seattle 30, 12/19/99; San Francisco 37, Arizona 31, 11/24/07; Minnesota 19, Tampa Bay 13, 10/26/14; Arizona 29, Las Vegas 23, 9/18/2022).
4	games were won with a punt-return TD (Kansas City 29, S.D. Chargers 23, 10/9/95; Arizona 19, St.L. Rams 13, 11/6/11; N.Y. Jets 22, Buffalo 16, 9/11/23; Bal. Ravens 37, L.A. Rams 31, 12/10/23).
3	games were won with a safety (Minnesota 23, L.A. Rams 21, 11/5/89; Chi. Bears 19, Tennessee 17, 11/14/04; Miami 22, Cincinnati 20, 10/31/13).
2	games were won with a fake field goal/touchdown pass (Minnesota 22, Chi. Bears 16, 10/16/77; Cle. Browns 23, Minnesota 17, 12/17/89).
2	games were won with a kickoff-return TD (Chi. Bears 23, Detroit 17, 11/27/80; N.Y. Jets 37, Buffalo 31, 9/8/02).
1	game was won with a fake field goal/touchdown run (L.A. Rams 27, Minnesota 21, 12/2/79).
1	game was won with a TD return of a blocked FG attempt (Denver 30, S.D. Chargers 24, 11/17/85).
1	game was won with a TD return by kicker, who recovered his own blocked FG attempt (Green Bay 12, Chi. Bears 6, 9/7/80).
1	game was won with a TD return by kicking team after blocked FG attempt (Philadelphia 23, N.Y. Giants 17, 11/20/88).
1	game was won with a TD return of a blocked punt (Arizona 30, Dal. Cowboys 24, 10/12/08).
29	ended tied.

Note: The 91 games won with TD passes include the two won on fake FG attempts; the 53 games won with TD runs include the one won on fake FG attempt.



**MODIFIED SUDDEN-DEATH OVERTIME**

For the 2010 postseason, the NFL installed a modified sudden-death system to determine the winner when the score is tied at the end of regulation. In 2012, the system was expanded to cover all NFL games, including regular-season and preseason games. In 2022, the system was expanded for postseason games only to allow each team the opportunity to possess the ball.

Overtime rules and procedures are different depending on whether the game is played during the regular season or postseason.

Modified sudden death in regular-season games guarantees each team a possession or the opportunity to possess, unless the team that receives the opening kickoff scores a touchdown on its initial possession. In postseason games, each team is guaranteed a possession unless there is a defensive score during the initial possession (touchdown by the defense or a safety).

**Key Definitions**

**Possession:** Actual possession of the ball with complete control. The defense gains possession when it catches, intercepts, or recovers a loose ball.

**Opportunity to possess:** The opportunity to possess occurs only during kicking plays. A kickoff is an opportunity to possess for the receiving team. If the kicking team legally recovers the kick, the receiving team is considered to have had its opportunity. A punt or a field goal that crosses the line of scrimmage and is muffed by the receiving team is considered to be an opportunity to possess for the receivers. Normal touching rules by the kicking team apply.

**REGULAR-SEASON PROCEDURES**

At the end of regulation time, the referee will immediately toss a coin at the center of the field in accordance with rules pertaining to the usual pregame toss. The captain of the visiting team will call the toss prior to the coin being flipped.

Following a three-minute intermission after the end of the regulation game, there shall be a maximum of one 10-minute period. Each team must possess or have the opportunity to possess the ball unless the team that has the ball first scores a touchdown on its initial possession. Play continues in sudden death until a winner is determined, and the game automatically ends upon any score (by safety, field goal, or touchdown) or when a score is awarded by the referee for a palpably unfair act. If a touchdown is scored, the game is over, and the point-after try is not attempted. Each team shall be entitled to **two timeouts**, and if there is an excess timeout, the usual rules shall apply. Disqualified players are not allowed to return.

If the score is tied at the end of a 10-minute overtime period, the game shall result in a tie.

**Instant Replay:** No challenges. Reviews to be initiated by the replay official.

**POSTSEASON PROCEDURES**

In postseason, all games tied at the end of regulation are essentially new four-quarter contests unless a winner is determined. Following a three-minute intermission after the end of regulation, play will continue in 15-minute periods until a winner is declared, regardless of how many periods are necessary.

At the end of regulation, the referee will immediately toss a coin at the center of the field in accordance with rules pertaining to the usual pregame toss. The captain of the visiting team will call the toss prior to the coin being flipped.

Both teams must have the opportunity to possess the ball at least once during the extra period, unless the team kicking off to start the first overtime period scores a safety on the receiving team's initial possession. If the kicking team starts the first overtime period with a safety on the receiving team's initial possession, the team that kicked off is the winner. If the team that possesses the ball first does not score on its initial possession, or if the score is tied after each team has had its opportunity to possess the ball, the team scoring next by any method shall be the winner.

If the score is tied at the end of the first 15-minute overtime period, or if the second team's initial possession has not ended, another 15-minute overtime period will begin. Play will continue as it would between the first and second quarters of regulation after the teams change directions.

Every second and fourth overtime period (quarter) will include a clock stoppage for the two-minute warning. If tied after two periods, a possession will end. In that case, the team that lost the overtime coin toss will have the option to kick or receive for the start of the third overtime period (quarter).

If the game remains tied after the second overtime period, there will not be an extended "halftime." Play will continue with a kickoff to begin the third overtime period following a short television break.

Each team has **three timeouts per half** (defined as two 15-minute overtime quarters) and all general timing provisions apply as during a regular game. Disqualified players are not allowed to return.

**Instant Replay:** No challenges. Reviews to be initiated by the replay official.

## INSIDE THE NUMBERS

The NFL rates its passers for statistical purposes against a fixed performance standard based on statistical achievements of all qualified pro passers since 1960. The current system replaced one that rated passers in relation to their position in a total group based on various criteria. The current system, which was adopted in 1973, removes inequities that existed in the former method and, at the same time, provides a means of comparing passing performances from one season to the next.

It is important to remember that the system is used to rate passers, not quarterbacks. Statistics do not reflect leadership, play-calling, and other intangible factors that go into making a successful professional quarterback. Four categories are used as a basis for compiling a rating:

- Percentage of completions per attempt
- Average yards gained per attempt
- Percentage of touchdown passes per attempt
- Percentage of interceptions per attempt

The average standard is 1.000. The bottom is .000. To earn a 2.000 rating, a passer must perform at exceptional levels, i.e., 70 percent in completions, 10 percent in touchdowns, 1.5 percent in interceptions, and 11 yards average gain per pass attempt. The maximum a passer can receive in any category is 2.375.

For example, to gain a 2.375 in completion percentage, a passer would have to complete 77.5 percent of his passes. The NFL record is 74.44 by Drew Brees (New Orleans, 2018). To earn a 2.375 in percentage of touchdowns, a passer would have to achieve a percentage of 11.9. The record is 13.9 by Sid Luckman (Chicago, 1943). To gain 2.375 in percentage of interceptions, a passer would have to go the entire season without an interception. The 2.375 figure in average yards is 12.50, compared with the NFL record of 11.17 by Tommy O'Connell (Cleveland, 1957).

In order to make the rating more understandable, the point rating is then converted into a scale of 100, with 158.3 being the highest rating a passer can achieve. In cases where statistical performance has been superior, it is possible for a passer to surpass a 100

rating. For example, take Aaron Rodgers' record-setting season in 2011 when he completed 343 of 502 passes for 4,643 yards, 45 touchdowns, and six interceptions. The four calculations would be:

—Percentage of Completions—343 of 502 is 68.33 percent. Subtract 30 from the completion percentage (38.33) and multiply the result by 0.05. The result is a point rating of 1.916.

Note: If the result is less than zero (Comp. Pct. less than 30.0), award zero points. If the results are greater than 2.375 (Comp. Pct. greater than 77.5), award 2.375.

—Average Yards Gained Per Attempt—4,643 yards divided by 502 attempts is 9.25. Subtract 3 yards from yards-per-attempt (6.25) and multiply the result by 0.25. The result is 1.562.

Note: If the result is less than zero (yards per attempt less than 3.0), award zero points. If the result is greater than 2.375 (yards per attempt greater than 12.5), award 2.375 points.

—Percentage of Touchdown Passes—45 touchdowns in 502 attempts is 8.96 percent. Multiply the touchdown percentage by 0.2. The result is 1.793.

Note: If the result is greater than 2.375 (touchdown percentage greater than 11.875), award 2.375.

—Percentage of Interceptions—Six interceptions in 502 attempts is 1.20 percent. Multiply the interception percentage by 0.25 (0.299) and subtract the number from 2.375. The result is 2.076.

Note: If the result is less than zero (interception percentage greater than 9.5), award zero points.

The sum of the four steps is (1.916 + 1.562 + 1.793 + 2.076) 7.348. The sum is then divided by six (1.225) and multiplied by 100. In this case, the result is 122.5. This same formula can be used to determine a passer rating for any player who attempts at least one pass.

The following is a list of the Top 25 single-season passer ratings among qualifying players:

### TOP 25 NFL SINGLE-SEASON PASSER RATINGS (QUALIFYING PLAYERS)

Player, Team	Season	Rating	Att.	Comp.	Pct.	Yds.	Yds. Avg.	TD	TD Pct.	Int.	Int. Pct.
Aaron Rodgers, Green Bay	2011	*122.5	502	343	68.3	4,643	9.25	45	9.0	6	1.2
Aaron Rodgers, Green Bay	2020	121.5	526	372	70.7	4,299	8.17	48	9.1	5	1.0
Peyton Manning, Indianapolis	2004	121.1	497	336	67.6	4,557	9.17	49	9.9	10	2.0
Nick Foles, Philadelphia	2013	119.2	317	203	64.0	2,891	9.12	27	8.5	2	0.6
Ryan Tannehill, Tennessee	2019	117.5	286	201	70.3	2,742	9.59	22	7.7	6	2.1
Tom Brady, New England	2007	117.2	578	398	68.9	4,806	8.31	50	8.7	8	1.4
Matt Ryan, Atlanta	2016	117.1	534	373	69.9	4,944	9.26	38	7.1	7	1.3
Drew Brees, New Orleans	2019	116.3	378	281	74.3	2,979	7.88	27	7.1	4	1.1
Drew Brees, New Orleans	2018	115.7	489	364	*74.4	3,992	8.16	32	6.5	5	1.0
Peyton Manning, Denver	2013	115.1	659	450	68.3	*5,477	8.31	*55	8.3	10	1.5
Patrick Mahomes, Kansas City	2018	113.8	580	383	66.0	5,097	8.79	50	8.6	12	2.2
Lamar Jackson, Bal. Ravens	2019	113.3	401	265	66.1	3,127	7.80	36	9.0	6	1.5
Tony Romo, Dal. Cowboys	2014	113.2	435	304	69.9	3,705	8.52	34	7.8	9	2.1
Brock Purdy, San Francisco	2023	113.0	444	308	69.4	4,280	9.64	31	7.0	11	2.5
Steve Young, San Francisco	1994	112.8	461	324	70.2	3,969	8.61	35	7.6	10	2.2
Joe Montana, San Francisco	1989	112.4	386	271	70.2	3,521	9.12	26	6.7	8	2.1
Deshawn Watson, Hou. Texans	2020	112.4	544	382	70.2	4,823	8.87	33	6.1	7	1.3
Aaron Rodgers, Green Bay	2014	112.2	520	341	65.6	4,381	8.43	38	7.3	5	1.0
Tom Brady, New England	2016	112.2	432	291	67.4	3,554	8.23	28	6.5	2	0.5
Aaron Rodgers, Green Bay	2021	111.9	531	366	68.9	4,115	7.75	37	7.0	4	0.8
Tom Brady, New England	2010	111.0	492	324	65.9	3,900	7.93	36	7.3	4	0.8
Daunte Culpepper, Minnesota	2004	110.9	548	379	69.2	4,717	8.61	39	7.1	11	2.0
Russell Wilson, Seattle	2018	110.9	427	280	65.6	3,448	8.07	35	8.2	7	1.6
Drew Brees, New Orleans	2011	110.6	657	468	71.2	5,476	8.33	46	7.0	14	2.1
Milt Plum, Cle. Browns	1960	110.4	250	151	60.4	2,297	9.19	21	8.4	5	2.0

\*NFL Record

## INSIDE THE NUMBERS

### HIGHEST NFL POSTSEASON PASSER RATINGS (MINIMUM: 150 ATTEMPTS)

Player	Games	Att.	Comp.	Pct.	Yards	Avg. Gain	TD	Int.	Rating
Patrick Mahomes	18	672	456	67.9	5,135	7.64	41	8	105.8
Bart Starr	10	213	130	61.0	1,753	8.23	15	3	104.8
Kurt Warner	13	462	307	66.5	3,952	8.55	31	14	102.8
Matthew Stafford	8	293	197	67.2	2,463	8.41	15	6	101.7
Matt Ryan	10	351	237	67.5	2,672	7.61	20	7	100.8
Aaron Rodgers	22	774	501	64.7	5,894	7.61	45	13	100.1
Josh Allen	10	378	244	64.6	2,723	7.20	21	4	100.0
Nick Foles	6	210	143	68.1	1,633	7.78	11	5	98.8
Alex Smith	7	253	156	61.7	1,745	6.90	14	2	97.4
Drew Brees	18	721	481	66.7	5,366	7.44	37	15	97.1

### HIGHEST NFL POSTSEASON PASSER RATINGS, ACTIVE PLAYERS (MINIMUM: 150 ATTEMPTS)

Player	Games	Att.	Comp.	Pct.	Yards	Avg. Gain	TD	Int.	Rating
Patrick Mahomes	18	672	456	67.9	5,135	7.64	41	8	105.8
Matthew Stafford	8	293	197	67.2	2,463	8.41	15	6	101.7
Aaron Rodgers	22	774	501	64.7	5,894	7.61	45	13	100.1
Josh Allen	10	378	244	64.6	2,723	7.20	21	4	100.0
Brock Purdy	6	171	107	62.6	1,343	7.85	6	1	96.2
Russell Wilson	16	451	275	61.0	3,786	8.39	25	12	95.3
Joe Burrow	7	251	169	67.3	1,826	7.27	9	4	93.8
Kirk Cousins	5	155	103	66.5	1,047	6.75	5	1	93.7
Dak Prescott	7	276	178	64.5	1,962	7.11	14	7	91.8
Jared Goff	9	308	190	61.7	2,137	6.94	8	2	88.4

### ALL-TIME RANKINGS OF PLAYERS IN FOUR CATEGORIES THAT DETERMINE NFL PASSER RATING

*Minimum: 1,500 Attempts*

COMPLETION PERCENTAGE				TOUCHDOWN PERCENTAGE			
Pct.	Att.	Comp.		Pct.	Att.	TD	
Joe Burrow	67.97	1,895	1,288	Sid Luckman	7.86	1,744	137
Drew Brees	67.69	10,551	7,142	Frank Ryan	6.99	2,133	149
Jimmy Garoppolo	67.39	1,895	1,277	Len Dawson	6.39	3,741	239
Dak Prescott	67.00	3,873	2,595	Daryle Lamonica	6.31	2,601	164
Kirk Cousins	66.93	5,177	3,465	Sammy Baugh	6.24	2,995	187
Tua Tagovailoa	66.91	1,638	1,096	Aaron Rodgers	6.20	7,661	475
Kyler Murray	66.64	2,239	1,492	Charlie Conerly	6.11	2,833	173
Justin Herbert	66.60	2,422	1,613	Patrick Mahomes	6.10	3,590	219
Deshaua Watson	66.54	2,089	1,390	Bob Waterfield	6.00	1,617	97
Patrick Mahomes	66.46	3,590	2,386	Earl Morrall	5.99	2,689	161

AVERAGE YARDS PER PASS				INTERCEPTION PERCENTAGE			
Avg.	Att.	Yards		Pct.	Att.	Int.	
Otto Graham	8.63	1,565	13,499	Aaron Rodgers	1.37	7,661	105
Sid Luckman	8.42	1,744	14,686	Jacoby Brissett	1.44	1,600	23
Jimmy Garoppolo	8.18	1,895	15,494	Tyrod Taylor	1.68	1,730	29
Norm Van Brocklin	8.16	2,895	23,611	Justin Herbert	1.73	2,422	42
Deshaua Watson	8.02	2,089	16,756	Patrick Mahomes	1.75	3,590	63
Steve Young	7.98	4,149	33,124	Tom Brady	1.76	12,05	212
Kurt Warner	7.95	4,070	32,344	Colin Kaepernick	1.77	1,692	30
Patrick Mahomes	7.92	3,590	28,424	Russell Wilson	1.87	5,665	106
Tony Romo	7.89	4,335	34,183	Dak Prescott	1.91	3,873	74
Ed Brown	7.85	1,987	15,600	Derek Carr	1.94	5,506	107

# INSIDE THE NUMBERS

## STARTING RECORDS OF ACTIVE NFL QUARTERBACKS

Minimum: 10 starts

	W	L	T	Pct.
Brock Purdy	17	4	0	.810
Patrick Mahomes	74	22	0	.771
Lamar Jackson	58	19	0	.753
Jimmy Garoppolo	43	20	0	.683
Josh Allen	63	30	0	.677
Jalen Hurts	34	17	0	.667
Aaron Rodgers	148	75	1	.663
Mason Rudolph	8	4	1	.654
Dak Prescott	73	41	0	.640
Tua Tagovailoa	32	19	0	.627
Russell Wilson	115	72	1	.614
C.J. Stroud	9	6	0	.600
Kenny Pickett	14	10	0	.583
Jared Goff	66	50	1	.568
Joe Burrow	29	22	1	.567
Joe Flacco	103	82	0	.557
Deshawn Watson	36	29	0	.554
Mitchell Trubisky	31	26	0	.544
Ryan Tannehill	81	70	0	.536
Kirk Cousins	76	67	2	.531
Andy Dalton	83	78	2	.515
Carson Wentz	47	45	1	.511
Teddy Bridgewater	33	32	0	.508
Jordan Love	9	9	0	.500
Aidan O'Connell	5	5	0	.500
Tyrod Taylor	28	28	1	.500
Justin Herbert	30	32	0	.484
Matthew Stafford	98	107	1	.478
Deshaun Ridder	8	9	0	.471
Taylor Heinicke	13	15	1	.466
Baker Mayfield	40	46	0	.465
Marcus Mariota	34	40	0	.459
Case Keenum	30	36	0	.455
Trevor Siemian	15	18	0	.455
Geno Smith	30	36	0	.455
Derek Carr	72	87	0	.453
Kyler Murray	28	36	1	.438
Mac Jones	18	24	0	.429
Jameis Winston	34	46	0	.425
Gardner Minshew	15	22	0	.405
Trevor Lawrence	20	30	0	.400
Drew Lock	9	14	0	.391
Brian Hoyer	16	25	0	.390
Daniel Jones	22	36	1	.381
Jacoby Brissett	18	30	0	.375
Sam Darnold	21	35	0	.375
Kyle Allen	7	12	0	.368
Zach Wilson	12	21	0	.364
Blaine Gabbert	14	35	0	.286
Sam Howell	5	13	0	.278
Justin Fields	10	28	0	.263
Nick Mullens	5	15	0	.250
C.J. Beathard	3	10	0	.231
Davis Mills	5	19	1	.220
Joshua Dobbs	3	11	0	.214
Bryce Young	2	14	0	.125
Jeff Driskel	1	10	0	.091

## MOST GAME-WINNING DRIVES IN

### FOURTH QUARTER OR OVERTIME, SINCE 1970

58	Tom Brady, New England, 2000-19; Tampa Bay, 2020-22
54	Peyton Manning, Indianapolis, 1998-2010; Denver, 2012-15
53	Drew Brees, S.D. Chargers, 2001-05; New Orleans, 2006-20 Ben Roethlisberger, Pittsburgh, 2004-21

## TEAMS THAT FINISHED FIRST IN THEIR DIVISIONS THE SEASON AFTER FINISHING IN LAST PLACE

Season	Team	Record	Prior Season
1967	Houston Oilers	9-4-1	*3-11-0
1968	Minnesota	8-6-0	3-8-3
1970	Cincinnati	8-6-0	4-9-1
1970	San Francisco	10-3-1	4-8-2
1972	Green Bay	10-4-0	4-8-2
1975	Baltimore Colts	10-4-0	2-12-0
1979	Tampa Bay	10-6-0	5-11-0
1981	Cincinnati	12-4-0	6-10-0
1981	Tampa Bay	9-7-0	*5-10-1
1987	Indianapolis	9-6-0	3-13-0
1988	Cincinnati	12-4-0	4-11-0
1990	Cincinnati	9-7-0	8-8-0
1991	Denver	12-4-0	5-11-0
1992	San Diego Chargers	11-5-0	4-12-0
1993	Detroit	10-6-0	*5-11-0
1996	Carolina	12-4-0	*7-9-0
1996	Denver	13-3-0	*8-8-0
1997	New York Giants	10-5-1	6-10-0
1999	Indianapolis	13-3-0	3-13-0
1999	St. Louis Rams	13-3-0	*4-12-0
2000	New Orleans	10-6-0	3-13-0
2001	Chicago Bears	13-3-0	5-11-0
2001	New England	11-5-0	5-11-0
2003	Carolina	11-5-0	7-9-0
2003	Kansas City	13-3-0	*8-8-0
2004	Atlanta	11-5-0	5-11-0
2004	San Diego Chargers	12-4-0	*4-12-0
2005	Chicago Bears	11-5-0	5-11-0
2005	New York Giants	11-5-0	*6-10-0
2005	Tampa Bay	11-5-0	5-11-0
2006	Baltimore Ravens	13-3-0	*6-10-0
2006	New Orleans	10-6-0	3-13-0
2006	Philadelphia	10-6-0	6-10-0
2007	Tampa Bay	9-7-0	4-12-0
2008	Miami	11-5-0	1-15-0
2009	New Orleans	13-3-0	8-8-0
2010	Kansas City	10-6-0	4-12-0
2011	Denver	8-8-0	4-12-0
2011	Houston Texans	10-6-0	*6-10-0
2012	Washington	10-6-0	5-11-0
2013	Philadelphia	10-6-0	4-12-0
2013	Carolina	12-4-0	*7-9-0
2015	Washington	9-7-0	4-12-0
2016	Dallas Cowboys	13-3-0	4-12-0
2017	Jacksonville	10-6-0	3-13-0
2017	Philadelphia	13-3-0	7-9-0
2018	Chicago Bears	12-4-0	5-11-0
2018	Houston Texans	11-5-0	4-12-0
2020	Washington	7-9-0	3-13-0
2021	Cincinnati	10-7-0	4-11-1
2022	Jacksonville	9-8-0	3-14-0
2023	Houston Texans	10-7-0	3-13-1

\*tied for last place

## LONGEST WINNING STREAKS, SINCE 1970

23	Indianapolis, 2008-09	(9 in 2008; 14 in 2009)
21	New England, 2006-08	(3 in 2006, 16 in 2007, 2 in 2008)
18	New England, 2003-04	(12 in 2003, 6 in 2004)
	Carolina, 2014-15	(4 in 2014; 14 in 2015)
17	Denver, 2012-13	(11 in 2012; 6 in 2013)
16	Miami, 1971-73	(1 in 1971, 14 in 1972, 1 in 1973)
	Miami, 1983-84	(5 in 1983, 11 in 1984)
	Pittsburgh, 2004-05	(14 in 2004, 2 in 2005)
15	San Francisco, 1989-90	(5 in 1989, 10 in 1990)
	Green Bay, 2010-11	(2 in 2010, 13 in 2011)
	San Francisco, 2022-23	(10 in 2022, 5 in 2023)

continued on next page

## INSIDE THE NUMBERS

14	Oak Raiders, 1976-77	(10 in 1976, 4 in 1977)
	Denver, 1997-98	(1 in 1997, 13 in 1998)
	Bal. Ravens, 2019-20	(12 in 2019, 2 in 2020)
13	Minnesota, 1974-75	(3 in 1974, 10 in 1975)
	Chi. Bears, 1984-85	(1 in 1984, 12 in 1985)
	N.Y. Giants, 1989-90	(3 in 1989, 10 in 1990)
	Indianapolis, 2005	
	Tennessee, 2007-08	(3 in 2007, 10 in 2008)
	New Orleans, 2009	
12	Washington, 1990-91	(1 in 1990, 11 in 1991)
11	Pittsburgh, 1975	
	Bal. Colts, 1975-76	(9 in 1975, 2 in 1976)
	Chi. Bears, 1986-87	(7 in 1986, 4 in 1987)
	Hou. Oilers, 1993	
	San Francisco, 1997	
	Jacksonville, 1999	
	Indianapolis, 1999	
	Seattle, 2005	
	S.D. Chargers, 2006-07	(10 in 2006, 1 in 2007)
	S.D. Chargers, 2009	
	Kansas City, 2015-16	(10 in 2015, 1 in 2016)
	Dal. Cowboys, 2016	
	Pittsburgh, 2020	

1986	19	17	14
1987	24	19	15
1988	21	18	15
1989	21	18	17
1990	23	20	15
1991	20	18	13
1992	20	16	14
1993	20	18	16
1994	25	22	15
1995	*27	21	18
1996	23	21	13
1997	22	18	14
1998	22	19	14
1999	23	20	16
2000	19	17	16
2001	23	16	13
2002	21	21	19
2003	22	17	14
2004	*27	*26	17
2005	18	17	14
2006	25	24	20
2007	23	16	15
2008	22	19	18
2009	24	19	17
2010	23	20	16
2011	22	22	16
2012	24	19	15
2013	25	19	18
2014	24	21	16
2015	25	18	14
2016	26	22	14
2017	23	19	15
2018	26	19	15
2019	20	17	15
2020	26	21	18
2021	*27	24	18
2022	*27	24	19
2023	26	24	20

\*NFL Record

### NFL PLAYOFF APPEARANCES BY SEASONS

Team	Number of Seasons in Playoffs
Dallas Cowboys	36
Green Bay	36
Pittsburgh	34
New York Giants	33
Los Angeles/St. Louis/Cleveland Rams	32
Minnesota	31
Philadelphia	30
Indianapolis/Baltimore Colts	29
San Francisco	29
New England/Boston Patriots	28
Chicago Bears	27
Cleveland Browns	26
Kansas City Chiefs/Dallas Texans	26
Miami	25
Tennessee Titans-Oilers/Houston Oilers	25
Washington	25
Buffalo	23
Las Vegas/Oakland/Los Angeles Raiders	23
Denver	22
Los Angeles/San Diego Chargers	20
Seattle	20
Detroit	18
Cincinnati	16
Baltimore Ravens	15
Atlanta	14
New Orleans	14
New York Jets	14
Tampa Bay	14
Arizona/Phoenix/St.Louis/Chicago Cardinals	11
Carolina	8
Jacksonville	8
Houston Texans	7

### RECORD OF TEAMS ON THE ROAD (1970-2023)

Year	W	L	T	Pct.
1970	72	101	9	.420
1971	74	100	8	.429
1972	87	90	5	.492
1973	66	109	7	.382
1974	82	99	1	.453
1975	81	101	0	.445
1976	83	112	1	.426
1977	83	113	0	.423
1978	93	130	1	.417
1979	92	132	0	.411
1980	101	122	1	.453
1981	84	139	1	.377
1982	57	68	1	.456
1983	104	119	1	.467
1984	94	129	1	.422
1985	80	144	0	.357
1986	104	118	2	.469
1987	95	114	1	.455
1988	92	131	1	.413
1989	95	128	1	.426
1990	93	131	0	.415
1991	92	132	0	.411
1992	88	136	0	.393
1993	101	123	0	.451
1994	96	128	0	.429
1995	96	144	0	.400
1996	91	149	0	.379
1997	93	145	2	.392

### TEAMS IN SUPER BOWL CONTENTION (1978-2023)

	With 3 Weeks to Play	With 2 Weeks to Play	With 1 Week to Play
1978	20	17	12
1979	19	15	13
1980	20	14	12
1981	21	20	16
1982	*27	25	*22
1983	24	19	15
1984	18	14	13
1985	21	18	13

# INSIDE THE NUMBERS

Year	W	L	T	Pct.
1998	89	151	0	.371
1999	100	148	0	.403
2000	110	138	0	.444
2001	112	136	0	.452
2002	107	148	1	.420
2003	99	157	0	.387
2004	111	145	0	.434
2005	105	151	0	.410
2006	120	136	0	.469
2007	109	147	0	.426
2008	109	146	1	.428
2009	110	146	0	.430
2010	113	143	0	.441
2011	111	145	0	.434
2012	109	146	1	.428
2013	102	153	1	.400
2014	110	145	1	.432
2015	118	138	0	.461
2016	107	147	2	.422
2017	111	145	0	.434
2018	101	153	2	.398
2019	123	132	1	.482
2020	128	127	1	.502
2021	131	140	1	.483
2022	118	151	2	.439
2023	121	151	0	.445

## GAMES DECIDED BY 7 POINTS OR FEWER AND 3 POINTS OR FEWER (1970-2023)

Games Decided by 7 Points or Fewer		Games Decided by 3 Points or Fewer	
1970	59 of 182 (32.4%)	34 of 182 (18.7%)	
1971	76 of 182 (41.8%)	35 of 182 (19.2%)	
1972	71 of 182 (39.0%)	38 of 182 (20.9%)	
1973	60 of 182 (32.9%)	28 of 182 (15.4%)	
1974	91 of 182 (50.0%)	37 of 182 (20.3%)	
1975	62 of 182 (34.1%)	35 of 182 (19.2%)	
1976	73 of 196 (37.2%)	38 of 196 (19.4%)	
1977	85 of 196 (43.4%)	36 of 196 (18.4%)	
1978	108 of 224 (48.2%)	49 of 224 (21.9%)	
1979	104 of 224 (46.4%)	51 of 224 (22.8%)	
1980	108 of 224 (48.2%)	58 of 224 (25.9%)	
1981	91 of 224 (40.6%)	60 of 224 (26.8%)	
1982	61 of 126 (48.4%)	33 of 126 (26.2%)	
1983	106 of 224 (47.3%)	54 of 224 (24.1%)	
1984	95 of 224 (42.4%)	58 of 224 (25.9%)	
1985	87 of 224 (38.8%)	38 of 224 (17.0%)	
1986	106 of 224 (47.3%)	48 of 224 (21.4%)	
1987	99 of 210 (47.1%)	40 of 210 (19.0%)	
1988	113 of 224 (50.4%)	62 of 224 (27.7%)	
1989	107 of 224 (47.8%)	55 of 224 (24.6%)	
1990	97 of 224 (43.3%)	54 of 224 (24.1%)	
1991	112 of 224 (50.0%)	57 of 224 (25.4%)	
1992	88 of 224 (39.3%)	48 of 224 (21.4%)	
1993	*105 of 224 (46.9%)	53 of 224 (23.7%)	
1994	115 of 224 (51.3%)	60 of 224 (26.8%)	
1995	115 of 240 (47.9%)	61 of 240 (25.4%)	
1996	109 of 240 (45.4%)	47 of 240 (19.6%)	
1997	111 of 240 (46.3%)	67 of 240 (27.9%)	
1998	113 of 240 (47.1%)	50 of 240 (20.8%)	
1999	115 of 248 (46.4%)	**64 of 248 (25.8%)	
2000	109 of 248 (44.0%)	*61 of 248 (24.6%)	
2001	121 of 248 (48.8%)	62 of 248 (25.0%)	
2002	126 of 256 (49.2%)	63 of 256 (24.6%)	
2003	124 of 256 (48.4%)	60 of 256 (23.4%)	
2004	116 of 256 (45.3%)	61 of 256 (23.8%)	
2005	114 of 256 (44.5%)	60 of 256 (23.4%)	
2006	117 of 256 (45.7%)	61 of 256 (23.8%)	
2007	110 of 256 (43.0%)	55 of 256 (21.5%)	
2008	115 of 256 (44.9%)	50 of 256 (19.5%)	

2009	110 of 256 (43.0%)	54 of 256 (21.1%)
2010	121 of 256 (47.3%)	65 of 256 (25.4%)
2011	125 of 256 (48.8%)	50 of 256 (19.5%)
2012	120 of 256 (46.9%)	57 of 256 (22.3%)
2013	123 of 256 (48.0%)	65 of 256 (25.4%)
2014	98 of 256 (38.3%)	53 of 256 (20.7%)
2015	131 of 256 (51.2%)	59 of 256 (23.0%)
2016	135 of 256 (52.7%)	62 of 256 (24.2%)
2017	111 of 256 (43.4%)	54 of 256 (21.1%)
2018	125 of 256 (48.8%)	73 of 256 (28.5%)
2019	123 of 256 (48.0%)	51 of 256 (19.9%)
2020	122 of 256 (47.7%)	59 of 256 (23.1%)
2021	116 of 272 (42.6%)	63 of 272 (23.2%)
2022	141 of 271 (52.0%)	73 of 271 (26.9%)
2023	135 of 272 (49.6%)	68 of 272 (25.0%)

\*Week record: Dec. 11-13, 1993 (Week 15), 12 of 14 games (86%) decided by 7 points or fewer.

\*\*Week record: Oct. 10-11, 1999 (Week 5), 10 of 14 games (71%) decided by 3 points or fewer.

## GAMES DECIDED BY 8 PTS. OR FEWER (1994-2023)

1994	121 of 224 (54.0%)	2010	131 of 256 (51.2%)
1995	123 of 240 (51.3%)	2011	132 of 256 (51.6%)
1996	115 of 240 (47.9%)	2012	131 of 256 (51.2%)
1997	120 of 240 (50.0%)	2013	131 of 256 (51.2%)
1998	120 of 240 (50.0%)	2014	110 of 256 (43.0%)
1999	124 of 248 (50.0%)	2015	140 of 256 (54.7%)
2000	119 of 248 (48.0%)	2016	146 of 256 (57.0%)
2001	*128 of 248 (51.6%)	2017	121 of 256 (47.3%)
2002	137 of 256 (53.5%)	2018	136 of 256 (53.1%)
2003	132 of 256 (51.6%)	2019	134 of 256 (52.3%)
2004	121 of 256 (47.3%)	2020	136 of 256 (53.1%)
2005	123 of 256 (48.0%)	2021	127 of 272 (46.7%)
2006	126 of 256 (49.2%)	2022	156 of 271 (57.6%)
2007	120 of 256 (46.9%)	2023	147 of 272 (54.0%)
2008	118 of 256 (46.1%)	*Week record: Oct. 14-15, 2001 (Week 5), 12 of 14 games (86%)	
2009	120 of 256 (46.9%)		

## TWO-POINT CONVERSION RESULTS (1994-2023)

1994	59/116 (50.9%)	2004	37/76 (48.7%)	2014	28/59 (47.5%)
1995	40/104 (38.5%)	2005	27/53 (50.9%)	2015	45/94 (47.9%)
1996	44/92 (47.8%)	2006	21/41 (51.2%)	2016	51/105 (48.6%)
1997	47/109 (43.1%)	2007	30/61 (49.2%)	2017	37/86 (43.0%)
1998	41/105 (39.1%)	2008	28/68 (41.2%)	2018	66/130 (50.8%)
1999	31/84 (36.9%)	2009	24/60 (40.0%)	2019	54/113 (47.8%)
2000	35/85 (41.2%)	2010	26/53 (49.1%)	2020	63/131 (48.1%)
2001	40/90 (44.4%)	2011	23/50 (46.0%)	2021	75/154 (48.7%)
2002	47/98 (48.0%)	2012	29/58 (50.0%)	2022	56/119 (47.1%)
2003	29/66 (43.9%)	2013	33/69 (47.8%)	2023	70/127 (55.1%)

## RECORDS AFTER BYE WEEKS (1990-2023)

AFC	NFC		
Baltimore.....	20-8	Arizona.....	15-20
Buffalo.....	24-11	Atlanta.....	21-14
Cincinnati.....	11-23-1	Carolina.....	14-15
Cleveland.....	12-18	Chicago.....	18-17
Denver.....	25-10	Dallas.....	24-11
Houston.....	10-12	Detroit.....	18-16-1
Indianapolis.....	22-13	Green Bay.....	20-15
Jacksonville.....	13-16	L.A. Rams.....	17-17-1
Kansas City.....	21-14	Minnesota.....	22-13
Las Vegas.....	13-22	New Orleans.....	19-16
L.A. Chargers.....	16-18	N.Y. Giants.....	15-20
Miami.....	21-14	Philadelphia.....	25-10
New England.....	20-15	San Francisco.....	14-20-1
N.Y. Jets.....	14-21	Seattle.....	12-23
Pittsburgh.....	23-12	Tampa Bay.....	14-21
Tennessee.....	22-13	Washington.....	15-20

## 2023 RECORDS OF TEAMS IN CLOSE GAMES

AFC	Overall	Decided by	
	Record	8 Pts. or Fewer	3 Pts. or Fewer
Baltimore	13- 4	4-4	1-2
Buffalo	11- 6	6-6	2-2
Cincinnati	9- 8	5-4	3-2
Cleveland	11- 6	6-2	5-0
Denver	8- 9	5-4	4-3
Houston	10- 7	7-3	3-3
Indianapolis	9- 8	6-3	3-1
Jacksonville	9- 8	3-4	1-1
Kansas City	11- 6	6-5	2-2
Las Vegas	8- 9	5-5	1-2
L.A. Chargers	5-12	3-8	0-7
Miami	11- 6	4-3	2-1
New England	4-13	4-8	2-2
N.Y. Jets	7-10	4-4	2-1
Pittsburgh	10- 7	9-2	0-2
Tennessee	6-11	5-7	2-4

NFC	Overall	Decided by	
	Record	8 Pts. or Fewer	3 Pts. or Fewer
Arizona	4-13	2-5	1-2
Atlanta	7-10	4-6	3-3
Carolina	2-15	2-6	2-4
Chicago	7-10	2-6	2-2
Dallas	12- 5	3-2	2-1
Detroit	12- 5	5-3	2-1
Green Bay	9- 8	6-5	3-3
L.A. Rams	10- 7	6-4	3-1
Minnesota	7-10	6-8	2-4
New Orleans	9- 8	3-6	2-1
N.Y. Giants	6-11	4-4	3-2
Philadelphia	11- 6	8-3	2-1
San Francisco	12- 5	1-3	0-2
Seattle	9- 8	6-4	4-1
Tampa Bay	9- 8	3-4	2-2
Washington	4-13	4-6	2-3

## NON-DIVISION WINNERS/WILD-CARD TEAMS THAT PLAYED IN SUPER BOWL

2020	Tampa Bay Buccaneers	.....Super Bowl LV (Defeated Kansas City, 31-9)
2010	Green Bay Packers	.....Super Bowl XLV (Defeated Pittsburgh, 31-25)
2007	New York Giants	.....Super Bowl XLII (Defeated New England, 17-14)
2005	Pittsburgh Steelers	.....Super Bowl XL (Defeated Seattle, 21-10)
2000	Baltimore Ravens	.....Super Bowl XXXV (Defeated New York Giants, 34-7)
1999	Tennessee Titans	.....Super Bowl XXXIV (Lost to St. Louis Rams, 23-16)
1997	Denver Broncos	.....Super Bowl XXXII (Defeated Green Bay, 31-24)
1992	Buffalo Bills	.....Super Bowl XXVII (Lost to Dallas Cowboys, 52-17)
1985	New England Patriots	.....Super Bowl XX (Lost to Chicago Bears, 46-10)
1980	Oakland Raiders	.....Super Bowl XV (Defeated Philadelphia, 27-10)
1975	Dallas Cowboys	.....Super Bowl X (Lost to Pittsburgh, 21-17)
1969	Kansas City Chiefs	.....Super Bowl IV (Defeated Minnesota, 23-7)

## SUPER BOWL CHAMPIONS THAT DID NOT MAKE PLAYOFFS THE FOLLOWING YEAR

- Los Angeles Rams**—Super Bowl LVI champions did not make playoffs in 2022 season.
- Denver Broncos**—Super Bowl 50 champions did not make playoffs in 2016 season.
- Baltimore Ravens**—Super Bowl XLVII champions did not make playoffs in 2013 season.
- New York Giants**—Super Bowl XLVI champions did not make playoffs in 2012 season.
- Pittsburgh Steelers**—Super Bowl XLIII champions did not make playoffs in 2009 season.
- Pittsburgh Steelers**—Super Bowl XL champions did not make playoffs in 2006 season.
- Tampa Bay Buccaneers**—Super Bowl XXXVII champions did not make playoffs in 2003 season.
- New England Patriots**—Super Bowl XXXVI champions did not make playoffs in the 2002 season.
- Denver Broncos**—Super Bowl XXXIII champions did not make playoffs in the 1999 season.
- New York Giants**—Super Bowl XXV champions did not make playoffs in the 1991 season.
- Washington Redskins**—Super Bowl XXII champions did not make playoffs in the 1988 season.
- New York Giants**—Super Bowl XXI champions did not make playoffs in the 1987 season.
- San Francisco 49ers**—Super Bowl XVI champions did not make playoffs in the 1982 season.
- Oakland Raiders**—Super Bowl XV champions did not make playoffs in the 1981 season.
- Pittsburgh Steelers**—Super Bowl XIV champions did not make playoffs in the 1980 season.
- Kansas City Chiefs**—Super Bowl IV champions did not make playoffs in the 1970 season.
- Green Bay Packers**—Super Bowl II champions did not make playoffs in the 1968 season.

## TEAMS TO WIN 10+ GAMES AND MISS PLAYOFFS, SINCE 1978

Year	Team	Wins
2020	Miami Dolphins	.....10
2015	New York Jets	.....10
2014	Philadelphia Eagles	.....10
2013	Arizona Cardinals	.....10
2012	Chicago Bears	.....10
2010	New York Giants	.....10
2010	Tampa Bay Buccaneers	.....10
2008	New England Patriots	.....11
2007	Cleveland Browns	.....10
2005	Kansas City Chiefs	.....10
2003	Miami Dolphins	.....10
1991	Philadelphia Eagles	.....10
1991	San Francisco 49ers	.....10
1989	Green Bay Packers	.....10
1989	Washington Redskins	.....10
1988	New Orleans Saints	.....10
1988	New York Giants	.....10
1986	Cincinnati Bengals	.....10
1986	Seattle Seahawks	.....10
1985	Denver Broncos	.....11
1985	Washington Redskins	.....10
1981	Denver Broncos	.....10
1980	New England Patriots	.....10
1979	Washington Redskins	.....10

# INSIDE THE NUMBERS

## PLAYOFF TEAMS TO FINISH REGULAR SEASON

AT OR UNDER .500	
2022	Tampa Bay Buccaneers .....8-9
2020	Chicago Bears.....8-8
2020	Washington Football Team.....7-9
2014	Carolina Panthers.....7-8-1
2011	Denver Broncos.....8-8
2010	Seattle Seahawks.....7-9
2008	San Diego Chargers.....8-8
2006	New York Giants.....8-8
2004	Minnesota Vikings.....8-8
2004	St. Louis Rams.....8-8
1999	Dallas Cowboys.....8-8
1999	Detroit Lions.....8-8
1991	New York Jets.....8-8
1990	New Orleans Saints.....8-8
1985	Cleveland Browns.....8-8
1982	Cleveland Browns.....4-5
1982	Detroit Lions.....4-5
1969	Houston Oilers.....6-6-2

## TEAMS TO BEAT OPPONENT THREE TIMES IN SINGLE SEASON, SINCE 1970

Year	Team	Opponent
2022	Philadelphia Eagles	New York Giants
2022	San Francisco 49ers	Seattle Seahawks
2017	New Orleans Saints	Carolina Panthers
2009	Dallas Cowboys	Philadelphia Eagles
2008	Pittsburgh Steelers	Baltimore Ravens
2004	St. Louis Rams	Seattle Seahawks
2002	Pittsburgh Steelers	Cleveland Browns
2000	New York Giants	Philadelphia Eagles
1999	Tennessee Titans	Jacksonville Jaguars
1997	Green Bay Packers	Tampa Bay Buccaneers
1997	New England Patriots	Miami Dolphins
1994	Pittsburgh Steelers	Cleveland Browns
1993	Los Angeles Raiders	Denver Broncos
1991	Kansas City Chiefs	Los Angeles Raiders
1986	New York Giants	Washington Redskins
1982	Miami Dolphins	New York Jets

## COLDEST NFL GAMES ON RECORD

- 13 degrees** (48-below wind chill)—Dec. 31, 1967, Lambeau Field, Green Bay, Wis., NFL Championship (Green Bay Packers 21, Dallas Cowboys 17)
- 9 degrees** (59-below wind chill)—Jan. 10, 1982, Riverfront Stadium, Cincinnati, Ohio, AFC Championship (Cincinnati Bengals 27, San Diego Chargers 7)
- 6 degrees** (25-below wind chill)—Jan. 10, 2016, TCF Bank Stadium, Minneapolis, Minn., NFC First-Round (Seattle Seahawks 10, Minnesota Vikings 9)
- 4 degrees** (27-below wind chill)—Jan. 13, 2024, GEHA Field at Arrowhead Stadium, Kansas City, Mo., AFC First-Round (Kansas City Chiefs 26, Miami Dolphins 7)
- 1 degrees** (23-below wind chill)—Jan. 20, 2008, Lambeau Field, Green Bay, Wis., NFC Championship (New York Giants 23, Green Bay Packers 20 in OT)

## 2023 TEAM LEADERS, POINTS BY QUARTER

Offense	Most Scored	Fewest Scored
1st Quarter	129 Dallas	25 N.Y. Giants
2nd Quarter	182 Miami	67 Carolina
3rd Quarter	115 Green Bay	44 Denver/N.Y. Jets
4th Quarter	145 Denver	58 Kansas City

Defense	Fewest Allowed	Most Allowed
1st Quarter	43 Jacksonville	125 Washington
2nd Quarter	71 Houston	163 Carolina
3rd Quarter	29 Buffalo	111 Detroit
4th Quarter	59 Pittsburgh	163 Washington

## 2023 NFL SCORE BY QUARTERS

AFC Offense	1	2	3	4	OT	PTS
Miami	102	182	104	108	0	496
Baltimore	106	155	99	117	6	483
Buffalo	77	155	81	135	3	451
Indianapolis	86	128	78	95	9	396
Cleveland	74	139	70	113	0	396
Houston	68	119	69	118	3	377
Jacksonville	61	106	104	106	0	377
Kansas City	78	165	70	58	0	371
Cincinnati	85	96	82	97	6	366
Denver	81	87	44	145	0	357
L.A. Chargers	74	115	49	108	0	346
Las Vegas	92	111	46	83	0	332
Tennessee	58	118	59	64	6	305
Pittsburgh	61	88	67	88	0	304
N.Y. Jets	47	84	44	84	9	268
New England	40	81	46	69	0	236

NFC Offense	1	2	3	4	OT	PTS
Dallas	129	167	69	144	0	509
San Francisco	115	152	97	127	0	491
Detroit	111	139	73	138	0	461
Philadelphia	97	104	103	120	9	433
L.A. Rams	84	119	83	112	6	404
New Orleans	74	111	91	126	0	402
Green Bay	78	91	115	99	0	383
Seattle	84	95	79	100	6	364
Chicago	71	121	73	95	0	360
Tampa Bay	42	120	71	115	0	348
Minnesota	40	122	100	82	0	344
Arizona	66	110	74	80	0	330
Washington	39	111	70	109	0	329
Atlanta	61	91	48	121	0	321
N.Y. Giants	25	88	72	81	0	266
Carolina	37	67	49	83	0	236

AFC Defense	1	2	3	4	OT	PTS
Baltimore	47	72	40	118	3	280
Kansas City	54	114	55	71	0	294
Buffalo	72	92	29	106	12	311
Pittsburgh	70	124	71	59	0	324
Las Vegas	60	112	71	88	0	331
Houston	81	71	108	93	0	353
N.Y. Jets	100	125	54	76	0	355
Cleveland	107	87	61	107	0	362
New England	89	116	56	105	0	366
Tennessee	62	97	88	111	9	367
Jacksonville	43	109	104	112	3	371
Cincinnati	69	131	85	99	0	384
Miami	83	128	51	129	0	391
L.A. Chargers	72	152	71	100	3	398
Denver	52	139	104	118	0	413
Indianapolis	98	118	83	107	9	415

NFC Defense	1	2	3	4	OT	PTS
San Francisco	63	96	79	60	0	298
Dallas	56	116	76	67	0	315
Tampa Bay	70	86	81	88	0	325
New Orleans	92	107	35	93	0	327
Green Bay	65	104	86	95	0	350
Minnesota	69	92	97	101	3	362
Atlanta	65	128	91	89	0	373
L.A. Rams	73	117	56	125	6	377
Chicago	55	133	75	116	0	379
Detroit	78	91	111	109	6	395
Seattle	78	131	74	119	0	402
N.Y. Giants	92	121	95	96	3	407
Carolina	54	163	71	128	0	416
Philadelphia	57	159	78	131	3	428
Arizona	92	148	74	141	0	455
Washington	125	158	69	163	3	518

NFL TOTALS	2,343	3,737	2,379	3,320	63	11,842
------------	-------	-------	-------	-------	----	--------



## GREATEST COMEBACKS IN NFL HISTORY (Most Points Overcome To Win Game)

### REGULAR-SEASON GAMES

#### FROM 33 POINTS BEHIND TO WIN:

##### Dec. 17, 2022, at Minnesota

Indianapolis Colts 17 16 3 0 0 — 36  
Minnesota Vikings 0 0 14 22 3 — 39

- Ind — FG McLaughlin 26
- Ind — Domann 24 blocked punt return (McLaughlin kick)
- Ind — Jackson 1 pass from Ryan (McLaughlin kick)
- Ind — FG McLaughlin 28
- Ind — FG McLaughlin 49
- Ind — Blackmon 17 interception return (McLaughlin kick)
- Ind — FG McLaughlin 27
- Min — Osborn 2 pass from Cousins (Joseph kick)
- Ind — FG McLaughlin 52
- Min — Ham 1 run (Joseph kick)
- Min — Jefferson 8 pass from Cousins (Joseph kick)
- Min — Thielen 1 pass from Cousins (Joseph kick)
- Min — Cook 64 pass from Cousins (Hockenson pass from Cousins)
- Min — FG Joseph 40

#### FROM 28 POINTS BEHIND TO WIN:

##### Dec. 7, 1980, at San Francisco

New Orleans Saints 14 21 0 0 0 — 35  
San Francisco 49ers 0 7 14 14 3 — 38

- NO — Harris 33 pass from Manning (Ricardo kick)
- NO — Childs 21 pass from Manning (Ricardo kick)
- NO — Holmes 1 run (Ricardo kick)
- SF — Solomon 57 punt return (Wersching kick)
- NO — Holmes 1 run (Ricardo kick)
- NO — Harris 41 pass from Manning (Ricardo kick)
- SF — Montana 1 run (Wersching kick)
- SF — Clark 71 pass from Montana (Wersching kick)
- SF — Solomon 14 pass from Montana (Wersching kick)
- SF — Elliott 7 run (Wersching kick)
- SF — FG Wersching 36

#### FROM 26 POINTS BEHIND TO WIN:

##### Sept. 21, 1997, at Buffalo

Indianapolis Colts 14 12 0 9 — 35  
Buffalo Bills 0 10 6 21 — 37

- Ind — Bailey 10 pass from Harbaugh (Blanchard kick)
- Ind — Faulk 10 run (Blanchard kick)
- Ind — FG Blanchard 39
- Ind — FG Blanchard 36
- Ind — FG Blanchard 49
- Ind — FG Blanchard 22
- Buf — Johnson 16 pass from Collins (Christie kick)
- Buf — FG Christie 27
- Buf — A. Smith 15 run (2-pt attempt failed)
- Ind — FG Blanchard 25
- Buf — Early 4 pass from Collins (Christie kick)
- Buf — A. Smith 1 run (Christie kick)

- Buf — A. Smith 54 run (Christie kick)
- Ind — Harrison 2 pass from Justin (2-pt attempt failed)

#### FROM 25 POINTS BEHIND TO WIN:

##### Nov. 8, 1987, at St. Louis

- Tampa Bay Buccaneers 7 7 14 0 — 28
- St. Louis Cardinals 0 3 0 28 — 31
- TB — Carrier 5 pass from DeBerg (Igwebuikwe kick)
- TB — Carter 3 pass from DeBerg (Igwebuikwe kick)
- STL — FG Gallery 31
- TB — Smith 34 pass from DeBerg (Igwebuikwe kick)
- TB — Smith 3 run (Igwebuikwe kick)
- Cardinals — Awalt 4 pass from Lomax (Gallery kick)
- Cardinals — Noga 23 fumble recovery (Gallery kick)
- Cardinals — J. Smith 11 pass from Lomax (Gallery kick)
- Cardinals — J. Smith 17 pass from Lomax (Gallery kick)

#### FROM 25 POINTS BEHIND TO WIN:

##### Oct. 5, 2014, at Tennessee

- Cleveland Browns 0 10 3 16 — 29
- Tennessee Titans 7 21 0 0 — 28
- Ten — Wright 11 pass from Locker (Succop kick)
- Ten — Locker 11 run (Succop kick)
- Cle — FG Cundiff 38
- Ten — Wright 11 pass from Whitehurst (Succop kick)
- Ten — Hunter 75 pass from Whitehurst (Succop kick)
- Cle — Dray 1 pass from Hoyer (Cundiff kick)
- Cle — FG Cundiff 42
- Cle — Safety, Carder blocked punt of end zone
- Cle — Benjamin 17 pass from Hoyer (Cundiff kick)
- Cle — Benjamin 6 pass from Hoyer (Cundiff kick)

NOTE — An NFL team has overcome a deficit of 24 points to win on 15 occasions in the regular season (last time—Oct. 25, 2015; Washington 31, Tampa Bay 30, at Washington).

### POSTSEASON GAMES

#### FROM 32 POINTS BEHIND TO WIN:

##### AFC First-Round Playoff Game

##### Jan. 3, 1993, at Buffalo

- Houston Oilers 7 21 7 3 0 — 48
- Buffalo Bills 3 0 28 7 3 — 41
- Oilers — Jeffries 3 pass from Moon (Del Greco kick)
- Buf — FG Christie 36
- Oilers — Slaughter 7 pass from Moon (Del Greco kick)
- Oilers — Duncan 26 pass from Moon (Del Greco kick)
- Oilers — Jeffries 27 pass from Moon (Del Greco kick)
- Oilers — McDowell 58 interception return (Del Greco kick)
- Buf — Davis 1 run (Christie kick)
- Buf — Beebe 38 pass from Reich (Christie kick)
- Buf — Reed 26 pass from Reich (Christie kick)
- Buf — Reed 18 pass from Reich (Christie kick)
- Buf — Reed 17 pass from Reich (Christie kick)
- Oilers — FG Del Greco 26
- Buf — FG Christie 32

#### FROM 28 POINTS BEHIND TO WIN:

##### AFC First-Round Playoff Game

##### Jan. 4, 2014, at Indianapolis

- Kansas City Chiefs 10 21 10 3 — 44
- Indianapolis Colts 7 3 21 14 — 45
- KC — Bowe 6 pass from A. Smith (Succop kick)
- Ind — Hilton 10 pass from Luck (Vinatieri kick)
- KC — FG Succop 19
- KC — Avery 79 pass from A. Smith (Succop kick)
- KC — Sherman 5 pass from A. Smith (Succop kick)
- Ind — FG Vinatieri 37
- KC — Davis 4 run (Succop kick)
- KC — Davis 10 pass from A. Smith (Succop kick)
- Ind — Brown 10 run (Vinatieri kick)
- Ind — Brown 3 pass from Luck (Vinatieri kick)
- KC — FG Succop 42
- Ind — Fleener 12 pass from Luck (Vinatieri kick)
- KC — FG Succop 43
- Ind — Hilton 64 pass from Luck (Vinatieri kick)

#### FROM 27 POINTS BEHIND TO WIN:

##### AFC First-Round Playoff Game

##### Jan. 14, 2023, at Jacksonville

- Los Angeles Chargers 17 10 3 0 — 30
- Jacksonville Jaguars 0 7 13 11 — 31
- LAC — Ekeler 13 run (Dicker kick)
- LAC — FG Dicker 22
- LAC — Ekeler 6 run (Dicker kick)
- LAC — Everett 9 pass from Herbert (Dicker kick)
- LAC — FG Dicker 23
- Jac — Ingram 9 pass from Lawrence (Patterson kick)
- Jac — M. Jones 6 pass from Lawrence (Patterson kick)
- LAC — FG Dicker 50

## INSIDE THE NUMBERS

Jac — Z.Jones 39 pass Lawrence (2-pt attempt failed)  
 Jac — Kirk 9 pass from Lawrence (Lawrence run)  
 Jac — FG Patterson 36

### FROM 25 POINTS BEHIND TO WIN: Super Bowl LI

#### Feb. 5, 2017, at Houston

New England Patriots 0 3 6 19 6 — 34  
 Atlanta Falcons 0 21 7 0 0 — 28

Atl — Freeman 5 run (Bryant kick)  
 Atl — Hooper 19 pass from Ryan (Bryant kick)  
 Atl — Alford 82 interception return (Bryant kick)  
 NE — FG Gostkowski 41  
 Atl — Coleman 6 pass from Ryan (Bryant kick)  
 NE — White 5 pass from Brady (kick failed)  
 NE — FG Gostkowski 33  
 NE — Amendola 6 pass from Brady (White run)  
 NE — White 1 run (Amendola pass from Brady)  
 NE — White 2 run

### FROM 24 POINTS BEHIND TO WIN: NFC First-Round Playoff Game

#### Jan. 5, 2003, at San Francisco

New York Giants 7 21 10 0 — 38  
 San Francisco 49ers 7 7 8 17 — 39

SF — Owens 76 pass from Garcia (Chandler kick)  
 NYG — Toomer 12 pass from Collins (Bryant kick)  
 NYG — Shockey 2 pass from Collins (Bryant kick)  
 SF — Barlow 1 run (Chandler kick)  
 NYG — Toomer 8 pass from Collins (Bryant kick)  
 NYG — Toomer 24 pass from Collins (Bryant kick)  
 NYG — Barber 6 run (Bryant kick)  
 NYG — FG Bryant 21  
 SF — Owens 26 pass from Garcia (Owens from Garcia)  
 SF — Garcia 14 run (Owens from Garcia)  
 SF — Garcia 14 run (Owens from Garcia)  
 SF — FG Chandler 25  
 SF — Streets 13 pass from Garcia (2-pt attempt failed)

### FROM 24 POINTS BEHIND TO WIN:

#### AFC Divisional Playoff Game Jan. 12, 2020, at Kansas City

Houston Texans 21 3 7 0 — 31  
 Kansas City Chiefs 0 28 13 10 — 51

Texans— Stills 54 pass from Watson (Fairbairn kick)  
 Texans— L. Johnson 10 blocked punt return (Fairbairn kick)  
 Texans— Fells 4 pass from Watson (Fairbairn kick)  
 Texans— FG Fairbairn 31  
 KC — D. Williams 17 pass from Mahomes (Butker kick)  
 KC — Kelce 5 pass from Mahomes (Butker kick)  
 KC — Kelce 6 pass from Mahomes (Butker kick)  
 KC — Kelce 5 pass from Mahomes (Butker kick)  
 KC — D. Williams 1 run (kick failed)  
 KC — D. Williams 5 run (Butker kick)  
 Texans— Watson 5 run (Fairbairn kick)  
 KC — Bell 8 pass from Mahomes (Butker kick)  
 KC — FG Butker 24

### FROM 20 POINTS BEHIND TO WIN: Western Conference Playoff Game

#### Dec. 22, 1957, at San Francisco

Detroit Lions 0 7 14 10 — 31  
 San Francisco 49ers 14 10 3 0 — 27

SF — Owens 34 pass from Tittle (Soltau kick)  
 SF — McElhenny 47 pass from Tittle (Soltau kick)  
 Det — Junker 4 pass from Rote (Martin kick)  
 SF — Wilson 12 pass from Tittle (Soltau kick)  
 SF — FG Soltau 25  
 SF — FG Soltau 10  
 Det — Tracy 2 run (Martin kick)  
 Det — Tracy 58 run (Martin kick)  
 Det — Gedman 3 run (Martin kick)  
 Det — FG Martin 14

## POSTSEASON LEADERS

### TOP 10 POSTSEASON RUSHERS

Player	Att.	Yards	Avg.	Long	TD
1. Emmitt Smith .....	349	1,586	4.5	65	19
2. Franco Harris .....	400	1,556	3.9	50	16
3. Thurman Thomas .....	339	1,442	4.3	40	16
4. Tony Dorsett .....	302	1,383	4.6	53	9
5. Marcus Allen .....	267	1,347	5.0	74	11
6. Terrell Davis .....	204	1,140	5.6	62	12
7. John Riggins .....	251	996	4.0	43	12
8. Marshawn Lynch .....	211	970	4.6	67	12
9. Larry Csonka .....	225	891	4.0	49	9
10. Chuck Foreman .....	229	860	3.8	62	7

### TOP 10 POSTSEASON PASSERS

Player	Att.	Comp.	Pct.	Yards	Avg. Gain	TD	Pct. TD	Int.	Pct. Int.	Rating
1. Patrick Mahomes .....	672	456	67.9	5,135	7.64	41	6.1	8	1.2	105.8
2. Bart Starr .....	213	130	61.0	1,753	8.23	15	7.0	3	1.4	104.8
3. Kurt Warner .....	462	307	66.5	3,952	8.55	31	6.7	14	3.0	102.8
4. Matthew Stafford .....	293	197	67.2	2,463	8.41	15	5.1	6	2.0	101.7
5. Matt Ryan .....	351	237	67.5	2,672	7.61	20	5.7	7	2.0	100.8
6. Aaron Rodgers .....	774	501	64.7	5,894	7.61	45	5.8	13	1.7	100.1
7. Josh Allen .....	378	244	64.6	2,723	7.20	21	5.6	4	1.1	100.0
8. Nick Foles .....	210	143	68.1	1,633	7.78	11	5.2	5	2.4	98.8
9. Alex Smith .....	253	156	61.7	1,745	6.90	14	5.5	2	0.8	97.4
10. Drew Brees .....	721	481	66.7	5,366	7.44	37	5.1	15	2.1	97.1

### TOP 10 POSTSEASON PASS RECEIVERS

Player	No.	Yards	Avg.	Long	TD
1. Travis Kelce .....	165	1,903	11.5	48	19
2. Jerry Rice .....	151	2,245	14.9	72	22
3. Julian Edelman .....	118	1,442	12.2	48	5
4. Rob Gronkowski .....	98	1,389	14.2	46	15
5. Tyreek Hill .....	96	1,212	12.6	71	6
6. Reggie Wayne .....	93	1,254	13.5	72	9
7. Hines Ward .....	88	1,181	13.4	45	10
Wes Welker .....	88	866	9.8	47	5
9. Michael Irvin .....	87	1,315	15.1	53	8
10. Andre Reed .....	85	1,229	14.5	72	9

### TOP 10 POSTSEASON INTERCEPTIONS LEADERS

Player	Interceptions
1. Ronnie Lott .....	9
Ed Reed .....	9
Bill Simpson .....	9
Charlie Waters .....	9
5. Lester Hayes .....	8
6. Willie Brown .....	7
Rodney Harrison .....	7
Asante Samuel .....	7
Dennis Thurman .....	7
10. Bobby Bryant .....	6
Eric Davis .....	6
Glen Edwards .....	6
Darrell Green .....	6
Cliff Harris .....	6
Ty Law .....	6
Vernon Perry .....	6
Aeneas Williams .....	6

### TOP 10 POSTSEASON SACKS LEADERS

Player	Sacks
1. Willie McGinest .....	16.0
2. Bruce Smith .....	14.5
3. Frank Clark .....	13.5
4. Terrell Suggs .....	12.5
5. Reggie White .....	12.0
6. Dwight Freeney .....	11.0
Charles Haley .....	11.0
James Harrison .....	11.0
Clay Matthews .....	11.0
LaMarr Woodley .....	11.0

\*Sacks became an official individual statistic in 1982.

# INSIDE THE NUMBERS

## RETIRED UNIFORM NUMBERS BY FRANCHISE

<b>Arizona Cardinals</b>	
Larry Wilson	8
Pat Tillman	40
Stan Mauldin	77
J.V. Cain	88
Marshall Goldberg	99

<b>Atlanta Falcons</b>	
Steve Bartkowski	10
William Andrews	31
Jeff Van Note	57
Tommy Nobis	60

<b>Baltimore Ravens</b>	
None	

<b>Buffalo Bills</b>	
Jim Kelly	12
Thurman Thomas	34
Bruce Smith	78

<b>Carolina Panthers</b>	
Sam Mills	51

<b>Chicago Bears</b>	
Bronko Nagurski	3
George McAfee	5
George Halas	7
Willie Galimore	28
Walter Payton	34
Gale Sayers	40
Brian Piccolo	41
Sid Luckman	42
Dick Butkus	51
Bill Hewitt	56
Bill George	61
Bulldog Turner	66
Red Grange	77
Mike Ditka	89

<b>Cincinnati Bengals</b>	
Bob Johnson	54

<b>Cleveland Browns</b>	
Otto Graham	14
Jim Brown	32
Ernie Davis	45
Don Fleming	46
Lou Groza	76

<b>Dallas Cowboys</b>	
None	

<b>Denver Broncos</b>	
John Elway	7
Frank Tripucka	18
Floyd Little	44

<b>Detroit Lions</b>	
Dutch Clark	7
Barry Sanders/Lem Barney/Billy Sims	20
Bobby Layne	22
Doak Walker	37
Joe Schmidt	56

<b>Green Bay Packers</b>	
Tony Canadeo	3
Brett Favre	4
Don Hutson	14
Bart Starr	15
Ray Nitschke	66
Reggie White	92

<b>Houston Texans</b>	
None	

<b>Indianapolis Colts</b>	
Peyton Manning	18
Johnny Unitas	19
Buddy Young	22
Lenny Moore	24
Art Donovan	70
Jim Parker	77
Raymond Berry	82
Gino Marchetti	89

<b>Jacksonville Jaguars</b>	
Tony Boselli	71

<b>Kansas City Chiefs</b>	
Jan Stenerud	3
Len Dawson	16
Emmitt Thomas	18
Abner Haynes	28
Stone Johnson	33
Mack Lee Hill	36
Derrick Thomas	58
Willie Lanier	63
Bobby Bell	78
Buck Buchanan	86

<b>Las Vegas Raiders</b>	
None	

<b>Los Angeles Chargers</b>	
Dan Fouts	14
Charlie Joiner	18
Lance Alworth	19
LaDainian Tomlinson	21
Junior Seau	55
Kellen Winslow	80

<b>Los Angeles Rams</b>	
Bob Waterfield	7
Marshall Faulk	28
Eric Dickerson	29
Merlin Olsen	74
Deacon Jones	75
Jackie Slater	78
Isaac Bruce	80
Jack Youngblood	85

<b>Miami Dolphins</b>	
Bob Griese	12
Dan Marino	13
Larry Csonka	39

<b>Minnesota Vikings</b>	
Fran Tarkenton	10
Mick Tingelhoff	53
Jim Marshall	70
Korey Stringer	77
Cris Carter	80
Alan Page	88

<b>New England Patriots</b>	
Tom Brady	12
Gino Cappelletti	20
Mike Haynes	40
Steve Nelson	57
John Hannah	73
Bruce Armstrong	78
Jim Lee Hunt	79
Bob Dee	89

<b>New Orleans Saints</b>	
Jim Taylor	31
Doug Atkins	81

<b>New York Giants</b>	
Ray Flaherty	1
Tuffy Leemans	4
Mel Hein	7
Eli Manning	10
Phil Simms	11
Y.A. Tittle/Ward Cuff	14
Frank Gifford	16
Al Blozis	32
Joe Morrison	40
Charlie Conerly	42
Ken Strong	50
Lawrence Taylor	56
Michael Strahan	92

<b>New York Jets</b>	
Joe Namath	12
Don Maynard	13
Curtis Martin	28
Joe Klecko	73
Dennis Byrd	90

<b>Philadelphia Eagles</b>	
Donovan McNabb	5
Steve Van Buren	15
Brian Dawkins	20
Tom Brookshier	40
Pete Retzlaff	44
Chuck Bednarik	60
Al Wistert	70
Reggie White	92
Jerome Brown	99

<b>Pittsburgh Steelers</b>	
Franco Harris	32
Ernie Stautner	70
Joe Greene	79

<b>San Francisco 49ers</b>	
Steve Young	8
John Brodie	12
Joe Montana	16
Joe Perry	34
Jimmy Johnson	37
Hugh McElhenny	39
Ronnie Lott	42
Charlie Krueger	70
Leo Nomellini	73
Bob St. Clair	79
Jerry Rice	80
Dwight Clark	87

<b>Seattle Seahawks</b>	
"Fans/The 12th Man"	12
Kenny Easley	45
Walter Jones	71
Steve Largent	80
Cortez Kennedy	96

<b>Tampa Bay Buccaneers</b>	
Derrick Brooks	55
Lee Roy Selmon	63
Warren Sapp	99

<b>Tennessee Titans</b>	
Warren Moon	1
Steve McNair	9
Eddie George	27
Earl Campbell	34
Jim Norton	43
Mike Munchak	63
Elvin Bethea	65
Bruce Matthews	74

<b>Washington Commanders</b>	
Sonny Jurgensen	9
Sean Taylor	21
Darrell Green	28
Sammy Baugh	33
Bobby Mitchell	49

# INSIDE THE NUMBERS

## ALL-TIME REGULAR-SEASON RECORDS OF CURRENT NFL TEAMS (BY CONFERENCE)

### BALTIMORE RAVENS

Season	All Games			Home Games			Road Games		
	W	L	T	W	L	T	W	L	T
1996	4	12		4	4		0	8	
1997	6	9	1	3	4	1	3	5	
1998	6	10		4	4		2	6	
1999	8	8		4	4		4	4	
2000	12	4		6	2		6	2	
2001	10	6		6	2		4	4	
2002	7	9		4	4		3	5	
2003	10	6		7	1		3	5	
2004	9	7		6	2		3	5	
2005	6	10		6	2		0	8	
2006	13	3		7	1		6	2	
2007	5	11		4	4		1	7	
2008	11	5		6	2		5	3	
2009	9	7		6	2		3	5	
2010	12	4		7	1		5	3	
2011	12	4		8	0		4	4	
2012	10	6		6	2		4	4	
2013	8	8		6	2		2	6	
2014	10	6		6	2		4	4	
2015	5	11		3	5		2	6	
2016	8	8		6	2		2	6	
2017	9	7		5	3		4	4	
2018	10	6		6	2		4	4	
2019	14	2		7	1		7	1	
2020	11	5		5	3		6	2	
2021	8	9		5	4		3	5	
2022	10	7		5	3		5	4	
2023	13	4		6	3		7	1	
<b>Totals</b>	<b>256</b>	<b>194</b>	<b>1</b>	<b>154</b>	<b>71</b>	<b>1</b>	<b>102</b>	<b>123</b>	<b>0</b>

### BUFFALO BILLS

Season	All Games			Home Games			Road Games		
	W	L	T	W	L	T	W	L	T
1960	5	8	1	3	4		2	4	1
1961	6	8		2	5		4	3	
1962	7	6	1	3	3	1	4	3	
1963	7	6	1	4	2	1	3	4	
1964	12	2		6	1		6	1	
1965	10	3	1	5	2		5	1	1
1966	9	4	1	4	2	1	5	2	
1967	4	10		2	5		2	5	
1968	1	12	1	1	6		0	6	1
1969	4	10		4	3		0	7	
1970	3	10	1	1	6		2	4	1
1971	1	13		1	6		0	7	
1972	4	9	1	2	4	1	2	5	
1973	9	5		5	2		4	3	
1974	9	5		5	2		4	3	
1975	8	6		3	4		5	2	
1976	2	12		1	6		1	6	
1977	3	11		1	6		2	5	
1978	5	11		4	4		1	7	
1979	7	9		3	5		4	4	
1980	11	5		6	2		5	3	
1981	10	6		7	1		3	5	
1982	4	5		4	1		0	4	
1983	8	8		3	5		5	3	
1984	2	14		2	6		0	8	
1985	2	14		2	6		0	8	
1986	4	12		3	5		1	7	
1987	7	8		4	4		3	4	
1988	12	4		8	0		4	4	
1989	9	7		6	2		3	5	
1990	13	3		8	0		5	3	
1991	13	3		7	1		6	2	
1992	11	5		6	2		5	3	
1993	12	4		6	2		6	2	
1994	7	9		4	4		3	5	
1995	10	6		6	2		4	4	

Season	All Games			Home Games			Road Games		
	W	L	T	W	L	T	W	L	T
1996	10	6		7	1		3	5	
1997	6	10		4	4		2	6	
1998	10	6		6	2		4	4	
1999	11	5		6	2		5	3	
2000	8	8		5	3		3	5	
2001	3	13		1	7		2	6	
2002	8	8		5	3		3	5	
2003	6	10		4	4		2	6	
2004	9	7		5	3		4	4	
2005	5	11		4	4		1	7	
2006	7	9		4	4		3	5	
2007	7	9		4	4		3	5	
2008	7	9		3	5		4	4	
2009	6	10		3	5		3	5	
2010	4	12		2	6		2	6	
2011	6	10		5	3		1	7	
2012	6	10		4	4		2	6	
2013	6	10		4	4		2	6	
2014	9	7		5	3		4	4	
2015	8	8		5	3		3	5	
2016	7	9		4	4		3	5	
2017	9	7		6	2		3	5	
2018	6	10		4	4		2	6	
2019	10	6		4	4		6	2	
2020	13	3		7	1		6	2	
2021	11	6		6	3		5	3	
2022	13	3		7	1		6	2	
2023	11	6		7	2		4	4	
<b>Totals</b>	<b>473</b>	<b>501</b>	<b>8</b>	<b>273</b>	<b>216</b>	<b>4</b>	<b>200</b>	<b>285</b>	<b>4</b>

### CINCINNATI BENGALS

Season	All Games			Home Games			Road Games		
	W	L	T	W	L	T	W	L	T
1968	3	11		2	5		1	6	
1969	4	9	1	4	3		0	6	1
1970	8	6		5	2		3	4	
1971	4	10		3	4		1	6	
1972	8	6		4	3		4	3	
1973	10	4		7	0		3	4	
1974	7	7		4	3		3	4	
1975	11	3		6	1		5	2	
1976	10	4		6	1		4	3	
1977	8	6		5	2		3	4	
1978	4	12		3	5		1	7	
1979	4	12		4	4		0	8	
1980	6	10		3	5		3	5	
1981	12	4		6	2		6	2	
1982	7	2		4	0		3	2	
1983	7	9		4	4		3	5	
1984	8	8		5	3		3	5	
1985	7	9		5	3		2	6	
1986	10	6		6	2		4	4	
1987	4	11		1	7		3	4	
1988	12	4		8	0		4	4	
1989	8	8		5	3		3	5	
1990	9	7		5	3		4	4	
1991	3	13		3	5		0	8	
1992	5	11		3	5		2	6	
1993	3	13		3	5		0	8	
1994	3	13		2	6		1	7	
1995	7	9		3	5		4	4	
1996	8	8		6	2		2	6	
1997	7	9		6	2		1	7	
1998	3	13		1	7		2	6	
1999	4	12		2	6		2	6	
2000	4	12		3	5		1	7	
2001	6	10		4	4		2	6	
2002	2	14		1	7		1	7	
2003	8	8		5	3		3	5	
2004	8	8		5	3		3	5	
2005	11	5		5	3		6	2	
2006	8	8		4	4		4	4	
2007	7	9		5	3		2	6	

# INSIDE THE NUMBERS

Season	All Games			Home Games			Road Games		
	W	L	T	W	L	T	W	L	T
2008	4	11	1	3	4	1	1	7	
2009	10	6		6	2		4	4	
2010	4	12		3	5		1	7	
2011	9	7		4	4		5	3	
2012	10	6		4	4		6	2	
2013	11	5		8	0		3	5	
2014	10	5	1	5	2	1	5	3	
2015	12	4		6	2		6	2	
2016	6	9	1	4	3	1	2	6	
2017	7	9		4	4		3	5	
2018	6	10		4	4		2	6	
2019	2	14		2	6		0	8	
2020	4	11	1	3	5		1	6	1
2021	10	7		5	4		5	3	
2022	12	4		6	1		6	3	
2023	9	8		6	3		3	5	
<b>Totals</b>	<b>394</b>	<b>471</b>	<b>5</b>	<b>239</b>	<b>193</b>	<b>3</b>	<b>155</b>	<b>278</b>	<b>2</b>

## CLEVELAND BROWNS\*

Season	All Games			Home Games			Road Games		
	W	L	T	W	L	T	W	L	T
1950	10	2		5	1		5	1	
1951	11	1		6	0		5	1	
1952	8	4		4	2		4	2	
1953	11	1		6	0		5	1	
1954	9	3		5	1		4	2	
1955	9	2	1	5	1		4	1	1
1956	5	7		1	5		4	2	
1957	9	2	1	6	0		3	2	1
1958	9	3		4	2		5	1	
1959	7	5		3	3		4	2	
1960	8	3	1	4	2		4	1	1
1961	8	5	1	4	3		4	2	1
1962	7	6	1	4	2	1	3	4	
1963	10	4		5	2		5	2	
1964	10	3	1	5	1	1	5	2	
1965	11	3		5	2		6	1	
1966	9	5		5	2		4	3	
1967	9	5		6	1		3	4	
1968	10	4		5	2		5	2	
1969	10	3	1	5	1	1	5	2	
1970	7	7		4	3		3	4	
1971	9	5		4	3		5	2	
1972	10	4		4	3		6	1	
1973	7	5	2	5	1	1	2	4	1
1974	4	10		3	4		1	6	
1975	3	11		3	4		0	7	
1976	9	5		6	1		3	4	
1977	6	8		2	5		4	3	
1978	8	8		5	3		3	5	
1979	9	7		5	3		4	4	
1980	11	5		6	2		5	3	
1981	5	11		3	5		2	6	
1982	4	5		2	2		2	3	
1983	9	7		6	2		3	5	
1984	5	11		2	6		3	5	
1985	8	8		5	3		3	5	
1986	12	4		6	2		6	2	
1987	10	5		5	2		5	3	
1988	10	6		6	2		4	4	
1989	9	6	1	5	2	1	4	4	
1990	3	13		2	6		1	7	
1991	6	10		3	5		3	5	
1992	7	9		4	4		3	5	
1993	7	9		4	4		3	5	
1994	11	5		6	2		5	3	
1995	5	11		3	5		2	6	
1999	2	14		0	8		2	6	
2000	3	13		2	6		1	7	
2001	7	9		4	4		3	5	
2002	9	7		3	5		6	2	
2003	5	11		2	6		3	5	
2004	4	12		3	5		1	7	

Season	All Games			Home Games			Road Games		
	W	L	T	W	L	T	W	L	T
2005	6	10		4	4		2	6	
2006	4	12		2	6		2	6	
2007	10	6		7	1		3	5	
2008	4	12		1	7		3	5	
2009	5	11		3	5		2	6	
2010	5	11		3	5		2	6	
2011	4	12		3	5		1	7	
2012	5	11		4	4		1	7	
2013	4	12		3	5		1	7	
2014	7	9		4	4		3	5	
2015	3	13		2	6		1	7	
2016	1	15		1	7		0	8	
2017	0	16		0	8		0	8	
2018	7	8	1	5	2	1	2	6	
2019	6	10		4	4		2	6	
2020	11	5		6	2		5	3	
2021	8	9		6	3		2	6	
2022	7	10		4	4		3	6	
2023	11	6		8	1		3	5	
<b>Totals</b>	<b>512</b>	<b>530</b>	<b>11</b>	<b>286</b>	<b>234</b>	<b>6</b>	<b>226</b>	<b>296</b>	<b>5</b>

\*Did not play from 1996-98.

## DENVER BRONCOS

Season	All Games			Home Games			Road Games		
	W	L	T	W	L	T	W	L	T
1960	4	9	1	2	4	1	2	5	
1961	3	11		2	5		1	6	
1962	7	7		3	4		4	3	
1963	2	11	1	2	5		0	6	1
1964	2	11	1	2	4	1	0	7	
1965	4	10		2	5		2	5	
1966	4	10		3	4		1	6	
1967	3	11		1	6		2	5	
1968	5	9		3	4		2	5	
1969	5	8	1	4	2	1	1	6	
1970	5	8	1	3	3	1	2	5	
1971	4	9	1	2	4	1	2	5	
1972	5	9		3	4		2	5	
1973	7	5	2	3	3	1	4	2	1
1974	7	6	1	3	3	1	4	3	
1975	6	8		5	2		1	6	
1976	9	5		6	1		3	4	
1977	12	2		6	1		6	1	
1978	10	6		6	2		4	4	
1979	10	6		6	2		4	4	
1980	8	8		4	4		4	4	
1981	10	6		8	0		2	6	
1982	2	7		1	4		1	3	
1983	9	7		6	2		3	5	
1984	13	3		7	1		6	2	
1985	11	5		6	2		5	3	
1986	11	5		7	1		4	4	
1987	10	4	1	7	1		3	3	1
1988	8	8		6	2		2	6	
1989	11	5		6	2		5	3	
1990	5	11		4	4		1	7	
1991	12	4		7	1		5	3	
1992	8	8		7	1		1	7	
1993	9	7		5	3		4	4	
1994	7	9		4	4		3	5	
1995	8	8		6	2		2	6	
1996	13	3		8	0		5	3	
1997	12	4		8	0		4	4	
1998	14	2		8	0		6	2	
1999	6	10		3	5		3	5	
2000	11	5		6	2		5	3	
2001	8	8		6	2		2	6	
2002	9	7		5	3		4	4	
2003	10	6		6	2		4	4	
2004	10	6		6	2		4	4	
2005	13	3		8	0		5	3	
2006	9	7		4	4		5	3	
2007	7	9		5	3		2	6	

# INSIDE THE NUMBERS

Season	All Games			Home Games			Road Games		
	W	L	T	W	L	T	W	L	T
2008	8	8		4	4		4	4	
2009	8	8		4	4		4	4	
2010	4	12		3	5		1	7	
2011	8	8		3	5		5	3	
2012	13	3		7	1		6	2	
2013	13	3		7	1		6	2	
2014	12	4		8	0		4	4	
2015	12	4		6	2		6	2	
2016	9	7		5	3		4	4	
2017	5	11		4	4		1	7	
2018	6	10		3	5		3	5	
2019	7	9		5	3		2	6	
2020	5	11		2	6		3	5	
2021	7	10		4	5		3	5	
2022	5	12		4	4		1	8	
2023	8	9		5	4		3	5	
<b>Totals</b>	<b>508</b>	<b>465</b>	<b>10</b>	<b>305</b>	<b>181</b>	<b>7</b>	<b>203</b>	<b>284</b>	<b>3</b>

## HOUSTON TEXANS

Season	All Games			Home Games			Road Games		
	W	L	T	W	L	T	W	L	T
2002	4	12		2	6		2	6	
2003	5	11		3	5		2	6	
2004	7	9		3	5		4	4	
2005	2	14		2	6		0	8	
2006	6	10		4	4		2	6	
2007	8	8		6	2		2	6	
2008	8	8		6	2		2	6	
2009	9	7		4	4		5	3	
2010	6	10		4	4		2	6	
2011	10	6		5	3		5	3	
2012	12	4		6	2		6	2	
2013	2	14		1	7		1	7	
2014	9	7		5	3		4	4	
2015	9	7		5	3		4	4	
2016	9	7		7	1		2	6	
2017	4	12		3	5		1	7	
2018	11	5		6	2		5	3	
2019	10	6		5	3		5	3	
2020	4	12		2	6		2	6	
2021	4	13		2	7		2	6	
2022	3	13	1	0	7	1	3	6	
2023	10	7		6	3		4	4	
<b>Totals</b>	<b>152</b>	<b>202</b>	<b>1</b>	<b>87</b>	<b>90</b>	<b>1</b>	<b>65</b>	<b>112</b>	<b>0</b>

## INDIANAPOLIS COLTS\*

Season	All Games			Home Games			Road Games		
	W	L	T	W	L	T	W	L	T
1953	3	9		2	4		1	5	
1954	3	9		2	4		1	5	
1955	5	6	1	4	1	1	1	5	
1956	5	7		4	2		1	5	
1957	7	5		4	2		3	3	
1958	9	3		6	0		3	3	
1959	9	3		4	2		5	1	
1960	6	6		4	2		2	4	
1961	8	6		5	2		3	4	
1962	7	7		3	4		4	3	
1963	8	6		4	3		4	3	
1964	12	2		7	1		5	1	
1965	10	3	1	5	2		5	1	1
1966	9	5		5	2		4	3	
1967	11	1	2	6	0	1	5	1	1
1968	13	1		6	1		7	0	
1969	8	5	1	4	2	1	4	3	
1970	11	2	1	5	1	1	6	1	
1971	10	4		5	2		5	2	
1972	5	9		2	5		3	4	
1973	4	10		3	4		1	6	
1974	2	12		0	7		2	5	
1975	10	4		5	2		5	2	
1976	11	3		6	1		5	2	

Season	All Games			Home Games			Road Games		
	W	L	T	W	L	T	W	L	T
1977	10	4		6	1		4	3	
1978	5	11		2	6		3	5	
1979	5	11		3	5		2	6	
1980	7	9		2	6		5	3	
1981	2	14		1	7		1	7	
1982	0	8	1	0	3	1	0	5	
1983	7	9		3	5		4	4	
1984	4	12		2	6		2	6	
1985	5	11		4	4		1	7	
1986	3	13		1	7		2	6	
1987	9	6		4	4		5	2	
1988	9	7		6	2		3	5	
1989	8	8		6	2		2	6	
1990	7	9		3	5		4	4	
1991	1	15		0	8		1	7	
1992	9	7		4	4		5	3	
1993	4	12		2	6		2	6	
1994	8	8		5	3		3	5	
1995	9	7		5	3		4	4	
1996	9	7		6	2		3	5	
1997	3	13		2	6		1	7	
1998	3	13		3	5		0	8	
1999	13	3		7	1		6	2	
2000	10	6		6	2		4	4	
2001	6	10		3	5		3	5	
2002	10	6		5	3		5	3	
2003	12	4		5	3		7	1	
2004	12	4		7	1		5	3	
2005	14	2		7	1		7	1	
2006	12	4		8	0		4	4	
2007	13	3		6	2		7	1	
2008	12	4		6	2		6	2	
2009	14	2		7	1		7	1	
2010	10	6		6	2		4	4	
2011	2	14		2	6		0	8	
2012	11	5		7	1		4	4	
2013	11	5		6	2		5	3	
2014	11	5		6	2		5	3	
2015	8	8		4	4		4	4	
2016	8	8		4	4		4	4	
2017	4	12		3	5		1	7	
2018	10	6		6	2		4	4	
2019	7	9		5	3		2	6	
2020	11	5		6	2		5	3	
2021	9	8		4	5		5	3	
2022	4	12	1	2	6		2	6	1
2023	9	8		4	5		5	3	
<b>Totals</b>	<b>556</b>	<b>501</b>	<b>8</b>	<b>303</b>	<b>226</b>	<b>5</b>	<b>253</b>	<b>275</b>	<b>3</b>

\*includes Baltimore Colts (1953-83).

## JACKSONVILLE JAGUARS

Season	All Games			Home Games			Road Games		
	W	L	T	W	L	T	W	L	T
1995	4	12		2	6		2	6	
1996	9	7		7	1		2	6	
1997	11	5		7	1		4	4	
1998	11	5		7	1		4	4	
1999	14	2		7	1		7	1	
2000	7	9		4	4		3	5	
2001	6	10		3	5		3	5	
2002	6	10		3	5		3	5	
2003	5	11		5	3		0	8	
2004	9	7		4	4		5	3	
2005	12	4		6	2		6	2	
2006	8	8		6	2		2	6	
2007	11	5		6	2		5	3	
2008	5	11		2	6		3	5	
2009	7	9		5	3		2	6	
2010	8	8		5	3		3	5	
2011	5	11		4	4		1	7	
2012	2	14		1	7		1	7	
2013	4	12		1	7		3	5	

# INSIDE THE NUMBERS

Season	All Games			Home Games			Road Games		
	W	L	T	W	L	T	W	L	T
2014	3	13		3	5		0	8	
2015	5	11		4	4		1	7	
2016	3	13		2	6		1	7	
2017	10	6		6	2		4	4	
2018	5	11		3	5		2	6	
2019	6	10		3	5		3	5	
2020	1	15		1	7		0	8	
2021	3	14		3	6		0	8	
2022	9	8		5	3		4	5	
2023	9	8		4	5		5	3	
<b>Totals</b>	<b>198</b>	<b>269</b>	<b>0</b>	<b>119</b>	<b>115</b>	<b>0</b>	<b>79</b>	<b>154</b>	<b>0</b>

## KANSAS CITY CHIEFS\*

Season	All Games			Home Games			Road Games		
	W	L	T	W	L	T	W	L	T
1960	8	6		5	2		3	4	
1961	6	8		4	3		2	5	
1962	11	3		6	1		5	2	
1963	5	7	2	4	3		1	4	2
1964	7	7		4	3		3	4	
1965	7	5	2	5	2		2	3	2
1966	11	2	1	4	2	1	7	0	
1967	9	5		4	3		5	2	
1968	12	2		6	1		6	1	
1969	11	3		6	1		5	2	
1970	7	5	2	4	1	2	3	4	
1971	10	3	1	7	0		3	3	1
1972	8	6		3	4		5	2	
1973	7	5	2	5	1	1	2	4	1
1974	5	9		1	6		4	3	
1975	5	9		3	4		2	5	
1976	5	9		1	6		4	3	
1977	2	12		1	6		1	6	
1978	4	12		3	5		1	7	
1979	7	9		3	5		4	4	
1980	8	8		3	5		5	3	
1981	9	7		5	3		4	4	
1982	3	6		2	2		1	4	
1983	6	10		5	3		1	7	
1984	8	8		5	3		3	5	
1985	6	10		5	3		1	7	
1986	10	6		6	2		4	4	
1987	4	11		3	4		1	7	
1988	4	11	1	4	4		0	7	1
1989	8	7	1	5	3		3	4	1
1990	11	5		6	2		5	3	
1991	10	6		6	2		4	4	
1992	10	6		7	1		3	5	
1993	11	5		7	1		4	4	
1994	9	7		5	3		4	4	
1995	13	3		8	0		5	3	
1996	9	7		5	3		4	4	
1997	13	3		8	0		5	3	
1998	7	9		5	3		2	6	
1999	9	7		6	2		3	5	
2000	7	9		5	3		2	6	
2001	6	10		3	5		3	5	
2002	8	8		6	2		2	6	
2003	13	3		8	0		5	3	
2004	7	9		4	4		3	5	
2005	10	6		7	1		3	5	
2006	9	7		6	2		3	5	
2007	4	12		2	6		2	6	
2008	2	14		1	7		1	7	
2009	4	12		1	7		3	5	
2010	10	6		7	1		3	5	
2011	7	9		3	5		4	4	
2012	2	14		1	7		1	7	
2013	11	5		5	3		6	2	
2014	9	7		6	2		3	5	
2015	11	5		6	2		5	3	
2016	12	4		6	2		6	2	
2017	10	6		6	2		4	4	

2018	12	4		7	1		5	3	
2019	12	4		5	3		7	1	
2020	14	2		6	2		8	0	
2021	12	5		7	2		5	3	
2022	14	3		7	1		7	2	
2023	11	6		5	4		6	2	
<b>Totals</b>	<b>532</b>	<b>439</b>	<b>12</b>	<b>305</b>	<b>182</b>	<b>4</b>	<b>227</b>	<b>257</b>	<b>8</b>

\*includes Dallas Texans (1960-62).

## LAS VEGAS RAIDERS\*

Season	All Games			Home Games			Road Games		
	W	L	T	W	L	T	W	L	T
1960	6	8		3	4		3	4	
1961	2	12		1	6		1	6	
1962	1	13		1	6		0	7	
1963	10	4		6	1		4	3	
1964	5	7	2	5	2		0	5	2
1965	8	5	1	5	2		3	3	1
1966	8	5	1	3	3	1	5	2	
1967	13	1		7	0		6	1	
1968	12	2		6	1		6	1	
1969	12	1	1	7	0		5	1	1
1970	8	4	2	6	1		2	3	2
1971	8	4	2	5	1	1	3	3	1
1972	10	3	1	5	1	1	5	2	
1973	9	4	1	5	2		4	2	1
1974	12	2		6	1		6	1	
1975	11	3		6	1		5	2	
1976	13	1		7	0		6	1	
1977	11	3		6	1		5	2	
1978	9	7		4	4		5	3	
1979	9	7		6	2		3	5	
1980	11	5		6	2		5	3	
1981	7	9		4	4		3	5	
1982	8	1		4	0		4	1	
1983	12	4		6	2		6	2	
1984	11	5		6	2		5	3	
1985	12	4		7	1		5	3	
1986	8	8		3	5		5	3	
1987	5	10		3	5		2	5	
1988	7	9		3	5		4	4	
1989	8	8		7	1		1	7	
1990	12	4		6	2		6	2	
1991	9	7		5	3		4	4	
1992	7	9		5	3		2	6	
1993	10	6		5	3		5	3	
1994	9	7		4	4		5	3	
1995	8	8		4	4		4	4	
1996	7	9		4	4		3	5	
1997	4	12		2	6		2	6	
1998	8	8		4	4		4	4	
1999	8	8		5	3		3	5	
2000	12	4		7	1		5	3	
2001	10	6		5	3		5	3	
2002	11	5		6	2		5	3	
2003	4	12		4	4		0	8	
2004	5	11		3	5		2	6	
2005	4	12		2	6		2	6	
2006	2	14		2	6		0	8	
2007	4	12		2	6		2	6	
2008	5	11		2	6		3	5	
2009	5	11		2	6		3	5	
2010	8	8		5	3		3	5	
2011	8	8		3	5		5	3	
2012	4	12		3	5		1	7	
2013	4	12		3	5		1	7	
2014	3	13		3	5		0	8	
2015	7	9		3	5		4	4	
2016	12	4		6	2		6	2	
2017	6	10		4	4		2	6	
2018	4	12		3	5		1	7	
2019	7	9		5	3		2	6	
2020	8	8		2	6		6	2	
2021	10	7		5	4		5	3	
2022	6	11		4	4		2	7	



# INSIDE THE NUMBERS

Season	All Games			Home Games			Road Games		
	W	L	T	W	L	T	W	L	T
2023	8	9		6	3		2	6	
<b>Totals</b>	<b>505</b>	<b>467</b>	<b>11</b>	<b>283</b>	<b>206</b>	<b>3</b>	<b>222</b>	<b>261</b>	<b>8</b>

*\*Includes Oakland (1960-81, 1995-2019) and L.A. Raiders (1982-94).*

## LOS ANGELES CHARGERS\*

Season	All Games			Home Games			Road Games		
	W	L	T	W	L	T	W	L	T
1960	10	4		5	2		5	2	
1961	12	2		6	1		6	1	
1962	4	10		3	4		1	6	
1963	11	3		6	1		5	2	
1964	8	5	1	4	3		4	2	1
1965	9	2	3	4	1	2	5	1	1
1966	7	6	1	5	2		2	4	1
1967	8	5	1	5	2	1	3	3	
1968	9	5		4	3		5	2	
1969	8	6		5	2		3	4	
1970	5	6	3	2	3	2	3	3	1
1971	6	8		6	1		0	7	
1972	4	9	1	2	5		2	4	1
1973	2	11	1	2	5		0	6	1
1974	5	9		3	4		2	5	
1975	2	12		1	6		1	6	
1976	6	8		3	4		3	4	
1977	7	7		3	4		4	3	
1978	9	7		5	3		4	4	
1979	12	4		7	1		5	3	
1980	11	5		6	2		5	3	
1981	10	6		5	3		5	3	
1982	6	3		3	1		3	2	
1983	6	10		4	4		2	6	
1984	7	9		4	4		3	5	
1985	8	8		6	2		2	6	
1986	4	12		2	6		2	6	
1987	8	7		4	3		4	4	
1988	6	10		3	5		3	5	
1989	6	10		4	4		2	6	
1990	6	10		3	5		3	5	
1991	4	12		3	5		1	7	
1992	11	5		6	2		5	3	
1993	8	8		4	4		4	4	
1994	11	5		5	3		6	2	
1995	9	7		5	3		4	4	
1996	8	8		5	3		3	5	
1997	4	12		2	6		2	6	
1998	5	11		4	4		1	7	
1999	8	8		4	4		4	4	
2000	1	15		1	7		0	8	
2001	5	11		4	4		1	7	
2002	8	8		5	3		3	5	
2003	4	12		2	6		2	6	
2004	12	4		7	1		5	3	
2005	9	7		4	4		5	3	
2006	14	2		8	0		6	2	
2007	11	5		7	1		4	4	
2008	8	8		5	3		3	5	
2009	13	3		6	2		7	1	
2010	9	7		6	2		3	5	
2011	8	8		5	3		3	5	
2012	7	9		3	5		4	4	
2013	9	7		5	3		4	4	
2014	9	7		5	3		4	4	
2015	4	12		3	5		1	7	
2016	5	11		3	5		2	6	
2017	9	7		5	3		4	4	
2018	12	4		5	3		7	1	
2019	5	11		2	6		3	5	
2020	7	9		4	4		3	5	
2021	9	8		5	4		4	4	
2022	10	7		5	3		5	4	
2023	5	12		2	7		3	5	
<b>Totals</b>	<b>483</b>	<b>489</b>	<b>11</b>	<b>270</b>	<b>217</b>	<b>5</b>	<b>213</b>	<b>272</b>	<b>6</b>

*\*Includes Los Angeles Chargers (1960) and San Diego Chargers (1961-2016).*

## MIAMI DOLPHINS

Season	All Games			Home Games			Road Games		
	W	L	T	W	L	T	W	L	T
1966	3	11		2	5		1	6	
1967	4	10		4	3		0	7	
1968	5	8	1	1	5	1	4	3	
1969	3	10	1	2	4	1	1	6	
1970	10	4		6	1		4	3	
1971	10	3	1	6	1		4	2	1
1972	14	0		7	0		7	0	
1973	12	2		7	0		5	2	
1974	11	3		7	0		4	3	
1975	10	4		5	2		5	2	
1976	6	8		3	4		3	4	
1977	10	4		6	1		4	3	
1978	11	5		7	1		4	4	
1979	10	6		6	2		4	4	
1980	8	8		5	3		3	5	
1981	11	4	1	6	1	1	5	3	
1982	7	2		4	0		3	2	
1983	12	4		7	1		5	3	
1984	14	2		7	1		7	1	
1985	12	4		8	0		4	4	
1986	8	8		4	4		4	4	
1987	8	7		4	3		4	4	
1988	6	10		4	4		2	6	
1989	8	8		4	4		4	4	
1990	12	4		7	1		5	3	
1991	8	8		5	3		3	5	
1992	11	5		6	2		5	3	
1993	9	7		4	4		5	3	
1994	10	6		6	2		4	4	
1995	9	7		5	3		4	4	
1996	8	8		4	4		4	4	
1997	9	7		6	2		3	5	
1998	10	6		7	1		3	5	
1999	9	7		5	3		4	4	
2000	11	5		5	3		6	2	
2001	11	5		7	1		4	4	
2002	9	7		7	1		2	6	
2003	10	6		4	4		6	2	
2004	4	12		3	5		1	7	
2005	9	7		5	3		4	4	
2006	6	10		4	4		2	6	
2007	1	15		1	7		0	8	
2008	11	5		5	3		6	2	
2009	7	9		4	4		3	5	
2010	7	9		1	7		6	2	
2011	6	10		4	4		2	6	
2012	7	9		5	3		2	6	
2013	8	8		4	4		4	4	
2014	8	8		4	4		4	4	
2015	6	10		3	5		3	5	
2016	10	6		6	2		4	4	
2017	6	10		4	4		2	6	
2018	7	9		6	2		1	7	
2019	5	11		3	5		2	6	
2020	10	6		5	3		5	3	
2021	9	8		6	3		3	5	
2022	9	8		6	2		3	6	
2023	11	6		7	2		4	4	
<b>Totals</b>	<b>496</b>	<b>399</b>	<b>4</b>	<b>286</b>	<b>160</b>	<b>3</b>	<b>210</b>	<b>239</b>	<b>1</b>

## NEW ENGLAND PATRIOTS\*

Season	All Games			Home Games			Road Games		
	W	L	T	W	L	T	W	L	T
1960	5	9		3	4		2	5	
1961	9	4	1	4	2	1	5	2	
1962	9	4	1	6	1		3	3	1
1963	7	6	1	5	1	1	2	5	
1964	10	3	1	4	2	1	6	1	
1965	4	8	2	1	4	2	3	4	
1966	8	4	2	4	2	1	4	2	1
1967	3	10	1	2	4		1	6	1
1968	4	10		2	5		2	5	

# INSIDE THE NUMBERS

Season	All Games			Home Games			Road Games		
	W	L	T	W	L	T	W	L	T
1969	4	10		2	5		2	5	
1970	2	12		1	6		1	6	
1971	6	8		5	2		1	6	
1972	3	11		2	5		1	6	
1973	5	9		3	4		2	5	
1974	7	7		3	4		4	3	
1975	3	11		2	5		1	6	
1976	11	3		6	1		5	2	
1977	9	5		6	1		3	4	
1978	11	5		5	3		6	2	
1979	9	7		6	2		3	5	
1980	10	6		6	2		4	4	
1981	2	14		2	6		0	8	
1982	5	4		3	1		2	3	
1983	8	8		5	3		3	5	
1984	9	7		5	3		4	4	
1985	11	5		7	1		4	4	
1986	11	5		4	4		7	1	
1987	8	7		5	3		3	4	
1988	9	7		7	1		2	6	
1989	5	11		3	5		2	6	
1990	1	15		0	8		1	7	
1991	6	10		4	4		2	6	
1992	2	14		1	7		1	7	
1993	5	11		3	5		2	6	
1994	10	6		5	3		5	3	
1995	6	10		3	5		3	5	
1996	11	5		6	2		5	3	
1997	10	6		6	2		4	4	
1998	9	7		6	2		3	5	
1999	8	8		5	3		3	5	
2000	5	11		3	5		2	6	
2001	11	5		6	2		5	3	
2002	9	7		5	3		4	4	
2003	14	2		8	0		6	2	
2004	14	2		8	0		6	2	
2005	10	6		5	3		5	3	
2006	12	4		5	3		7	1	
2007	16	0		8	0		8	0	
2008	11	5		5	3		6	2	
2009	10	6		8	0		2	6	
2010	14	2		8	0		6	2	
2011	13	3		7	1		6	2	
2012	12	4		6	2		6	2	
2013	12	4		8	0		4	4	
2014	12	4		7	1		5	3	
2015	12	4		7	1		5	3	
2016	14	2		6	2		8	0	
2017	13	3		6	2		7	1	
2018	11	5		8	0		3	5	
2019	12	4		6	2		6	2	
2020	7	9		5	3		2	6	
2021	10	7		4	5		6	2	
2022	8	9		4	4		4	5	
2023	4	13		1	8		3	5	
<b>Totals</b>	<b>541</b>	<b>433</b>	<b>9</b>	<b>302</b>	<b>183</b>	<b>6</b>	<b>239</b>	<b>250</b>	<b>3</b>

\*includes Boston Patriots (1960-70).

## NEW YORK JETS\*

Season	All Games			Home Games			Road Games		
	W	L	T	W	L	T	W	L	T
1960	7	7		3	4		4	3	
1961	7	7		5	2		2	5	
1962	5	9		2	5		3	4	
1963	5	8	1	4	2	1	1	6	
1964	5	8	1	5	1	1	0	7	
1965	5	8	1	3	3	1	2	5	
1966	6	6	2	4	3		2	3	2
1967	8	5	1	4	2	1	4	3	
1968	11	3		6	1		5	2	
1969	10	4		5	2		5	2	
1970	4	10		2	5		2	5	
1971	6	8		4	3		2	5	

Season	All Games			Home Games			Road Games		
	W	L	T	W	L	T	W	L	T
1972	7	7		4	3		3	4	
1973	4	10		2	4		2	6	
1974	7	7		3	4		4	3	
1975	3	11		1	6		2	5	
1976	3	11		2	5		1	6	
1977	3	11		1	6		2	5	
1978	8	8		4	4		4	4	
1979	8	8		6	2		2	6	
1980	4	12		2	6		2	6	
1981	10	5	1	6	2		4	3	1
1982	6	3		3	1		3	2	
1983	7	9		2	6		5	3	
1984	7	9		3	5		4	4	
1985	11	5		7	1		4	4	
1986	10	6		5	3		5	3	
1987	6	9		4	4		2	5	
1988	8	7	1	5	2	1	3	5	
1989	4	12		1	7		3	5	
1990	6	10		3	5		3	5	
1991	8	8		4	4		4	4	
1992	4	12		3	5		1	7	
1993	8	8		3	5		5	3	
1994	6	10		4	4		2	6	
1995	3	13		2	6		1	7	
1996	1	15		0	8		1	7	
1997	9	7		5	3		4	4	
1998	12	4		7	1		5	3	
1999	8	8		4	4		4	4	
2000	9	7		5	3		4	4	
2001	10	6		3	5		7	1	
2002	9	7		5	3		4	4	
2003	6	10		4	4		2	6	
2004	10	6		6	2		4	4	
2005	4	12		4	4		0	8	
2006	10	6		4	4		6	2	
2007	4	12		3	5		1	7	
2008	9	7		5	3		4	4	
2009	9	7		4	4		5	3	
2010	11	5		5	3		6	2	
2011	8	8		6	2		2	6	
2012	6	10		3	5		3	5	
2013	8	8		6	2		2	6	
2014	4	12		2	6		2	6	
2015	10	6		6	2		4	4	
2016	5	11		2	6		3	5	
2017	5	11		4	4		1	7	
2018	4	12		2	6		2	6	
2019	7	9		5	3		2	6	
2020	2	14		1	7		1	7	
2021	4	13		3	6		1	7	
2022	7	10		3	5		4	5	
2023	7	10		4	5		3	5	
<b>Totals</b>	<b>428</b>	<b>547</b>	<b>8</b>	<b>238</b>	<b>248</b>	<b>5</b>	<b>190</b>	<b>299</b>	<b>3</b>

\*includes New York Titans (1960-62).

## PITTSBURGH STEELERS\*

Season	All Games			Home Games			Road Games		
	W	L	T	W	L	T	W	L	T
1933	3	6	2	2	3		1	3	2
1934	2	10		1	5		1	5	
1935	4	8		2	5		2	3	
1936	6	6		4	1		2	5	
1937	4	7		2	4		2	3	
1938	2	9		0	5		2	4	
1939	1	9	1	1	4		0	5	1
1940	2	7	2	1	2	2	1	5	
1941	1	9	1	1	4		0	5	1
1942	7	4		3	2		4	2	
1943	2	8		1	4		1	4	
1944	5	5	1	4	1		1	4	1
1945	2	8		1	4		1	4	
1946	5	5	1	4	1		1	4	1
1947	8	4		5	1		3	3	
1948	4	8		4	2		0	6	
1949	6	5	1	3	2	1	3	3	

# INSIDE THE NUMBERS

Season	All Games			Home Games			Road Games		
	W	L	T	W	L	T	W	L	T
1950	6	6		2	4		4	2	
1951	4	7	1	1	4	1	3	3	
1952	5	7		2	4		3	3	
1953	6	6		3	3		3	3	
1954	5	7		4	2		1	5	
1955	4	8		3	2		1	6	
1956	5	7		3	3		2	4	
1957	6	6		4	2		2	4	
1958	7	4	1	5	1		2	3	1
1959	6	5	1	3	2	1	3	3	
1960	5	6	1	4	2		1	4	1
1961	6	8		4	3		2	5	
1962	9	5		4	3		5	2	
1963	7	4	3	5	0	2	2	4	1
1964	5	9		2	5		3	4	
1965	2	12		1	6		1	6	
1966	5	8	1	3	3	1	2	5	
1967	4	9	1	1	6		3	3	1
1968	2	11	1	1	6		1	5	1
1969	1	13		1	6		0	7	
1970	5	9		4	3		1	6	
1971	6	8		5	2		1	6	
1972	11	3		7	0		4	3	
1973	10	4		7	1		3	3	
1974	10	3	1	5	2		5	1	1
1975	12	2		6	1		6	1	
1976	10	4		6	1		4	3	
1977	9	5		6	1		3	4	
1978	14	2		7	1		7	1	
1979	12	4		8	0		4	4	
1980	9	7		6	2		3	5	
1981	8	8		5	3		3	5	
1982	6	3		4	0		2	3	
1983	10	6		4	4		6	2	
1984	9	7		6	2		3	5	
1985	7	9		5	3		2	6	
1986	6	10		4	4		2	6	
1987	8	7		4	3		4	4	
1988	5	11		4	4		1	7	
1989	9	7		4	4		5	3	
1990	9	7		6	2		3	5	
1991	7	9		5	3		2	6	
1992	11	5		7	1		4	4	
1993	9	7		6	2		3	5	
1994	12	4		7	1		5	3	
1995	11	5		6	2		5	3	
1996	10	6		7	1		3	5	
1997	11	5		7	1		4	4	
1998	7	9		5	3		2	6	
1999	6	10		2	6		4	4	
2000	9	7		4	4		5	3	
2001	13	3		7	1		6	2	
2002	10	5	1	5	2	1	5	3	
2003	6	10		4	4		2	6	
2004	15	1		8	0		7	1	
2005	11	5		5	3		6	2	
2006	8	8		5	3		3	5	
2007	10	6		7	1		3	5	
2008	12	4		6	2		6	2	
2009	9	7		6	2		3	5	
2010	12	4		5	3		7	1	
2011	12	4		7	1		5	3	
2012	8	8		5	3		3	5	
2013	8	8		5	3		3	5	
2014	11	5		6	2		5	3	
2015	10	6		6	2		4	4	
2016	11	5		6	2		5	3	
2017	13	3		6	2		7	1	
2018	9	6	1	5	3		4	3	1
2019	8	8		5	3		3	5	
2020	12	4		7	1		5	3	
2021	9	7	1	6	2	1	3	5	
2022	9	8		4	4		5	4	

Season	All Games			Home Games			Road Games		
	W	L	T	W	L	T	W	L	T
2023	10	7		5	4		5	3	
<b>Totals</b>	<b>671</b>	<b>578</b>	<b>22</b>	<b>390</b>	<b>233</b>	<b>10</b>	<b>281</b>	<b>345</b>	<b>12</b>

*\*includes Pittsburgh Pirates (1933-39).*

## TENNESSEE TITANS\*

Season	All Games			Home Games			Road Games		
	W	L	T	W	L	T	W	L	T
1960	10	4		6	1		4	3	
1961	10	3	1	6	1		4	2	1
1962	11	3		6	1		5	2	
1963	6	8		4	3		2	5	
1964	4	10		3	4		1	6	
1965	4	10		3	4		1	6	
1966	3	11		3	4		0	7	
1967	9	4	1	5	2		4	2	1
1968	7	7		3	4		4	3	
1969	6	6	2	4	2	1	2	4	1
1970	3	10	1	1	6		2	4	1
1971	4	9	1	3	3	1	1	6	
1972	1	13		1	6		0	7	
1973	1	13		0	7		1	6	
1974	7	7		3	4		4	3	
1975	10	4		5	2		5	2	
1976	5	9		3	4		2	5	
1977	8	6		5	2		3	4	
1978	10	6		5	3		5	3	
1979	11	5		6	2		5	3	
1980	11	5		6	2		5	3	
1981	7	9		5	3		2	6	
1982	1	8	1	1	4		0	4	
1983	2	14		2	6		0	8	
1984	3	13		2	6		1	7	
1985	5	11		4	4		1	7	
1986	5	11		4	4		1	7	
1987	9	6		5	2		4	4	
1988	10	6		7	1		3	5	
1989	9	7		6	2		3	5	
1990	9	7		6	2		3	5	
1991	11	5		7	1		4	4	
1992	10	6		5	3		5	3	
1993	12	4		7	1		5	3	
1994	2	14		2	6		0	8	
1995	7	9		3	5		4	4	
1996	8	8		2	6		6	2	
1997	8	8		6	2		2	6	
1998	8	8		3	5		5	3	
1999	13	3		8	0		5	3	
2000	13	3		7	1		6	2	
2001	7	9		3	5		4	4	
2002	11	5		6	2		5	3	
2003	12	4		7	1		5	3	
2004	5	11		2	6		3	5	
2005	4	12		3	5		1	7	
2006	8	8		4	4		4	4	
2007	10	6		5	3		5	3	
2008	13	3		7	1		6	2	
2009	8	8		5	3		3	5	
2010	6	10		3	5		3	5	
2011	9	7		5	3		4	4	
2012	6	10		4	4		2	6	
2013	7	9		3	5		4	4	
2014	2	14		1	7		1	7	
2015	3	13		1	7		2	6	
2016	9	7		5	3		4	4	
2017	9	7		6	2		3	5	
2018	9	7		6	2		3	5	
2019	9	7		4	4		5	3	
2020	11	5		5	3		6	2	
2021	12	5		7	2		5	3	
2022	7	10		3	5		4	5	
2023	6	11		5	4		1	7	
<b>Totals</b>	<b>476</b>	<b>501</b>	<b>6</b>	<b>273</b>	<b>217</b>	<b>2</b>	<b>203</b>	<b>284</b>	<b>4</b>

*\*includes Houston Oilers (1960-96) and Tennessee Oilers (1997-98).*

# INSIDE THE NUMBERS

## ARIZONA CARDINALS\*

Season	All Games			Home Games			Road Games		
	W	L	T	W	L	T	W	L	T
1920	6	2	2	5	1	1	1	1	1
1921	3	3	2	3	3	1	0	0	1
1922	8	3		8	2		0	1	
1923	8	4		8	3		0	1	
1924	5	4	1	5	3	1	0	1	
1925	11	2	1	11	2		0	0	1
1926	5	6	1	3	2		2	4	1
1927	3	7	1	2	3	1	1	4	
1928	1	5	1	1	1		0	4	
1929	6	6	1	3	2		3	4	1
1930	5	6	2	3	2		2	4	2
1931	5	4		3	0		2	4	
1932	2	6	2	1	2	1	1	4	1
1933	1	9	1	0	4	1	1	5	
1934	5	6		2	2		3	4	
1935	6	4	2	2	2		4	2	2
1936	3	8	1	3	1	1	0	7	
1937	5	5	1	1	3		4	2	1
1938	2	9		1	4		1	5	
1939	1	10		0	4		1	6	
1940	2	7	2	2	1	1	0	6	1
1941	3	7	1	0	3	1	3	4	
1942	3	8		2	2		1	6	
1943	0	10		0	3		0	7	
1945	1	9	0	0	3		1	6	
1946	6	5		2	2		4	3	
1947	9	3		5	0		4	3	
1948	11	1		5	1		6	0	
1949	6	5	1	2	3	1	4	2	
1950	5	7		3	3		2	4	
1951	3	9		1	5		2	4	
1952	4	8		2	4		2	4	
1953	1	10	1	0	5	1	1	5	
1954	2	10		2	4		0	6	
1955	4	7	1	3	2	1	1	5	
1956	7	5		4	2		3	3	
1957	3	9		0	6		3	3	
1958	2	9	1	1	4	1	1	5	
1959	2	10		2	4		0	6	
1960	6	5	1	3	2	1	3	3	
1961	7	7		3	4		4	3	
1962	4	9	1	2	4	1	2	5	
1963	9	5		3	4		6	1	
1964	9	3	2	4	1	1	5	2	1
1965	5	9		2	5		3	4	
1966	8	5	1	5	1	1	3	4	
1967	6	7	1	3	3	1	3	4	
1968	9	4	1	4	2	1	5	2	
1969	4	9	1	3	4		1	5	1
1970	8	5	1	6	1		2	4	1
1971	4	9	1	1	5	1	3	4	
1972	4	9	1	2	5		2	4	1
1973	4	9	1	2	4	1	2	5	
1974	10	4		5	2		5	2	
1975	11	3		6	1		5	2	
1976	10	4		6	1		4	3	
1977	7	7		4	3		3	4	
1978	6	10		3	5		3	5	
1979	5	11		3	5		2	6	
1980	5	11		2	6		3	5	
1981	7	9		5	3		2	6	
1982	5	4		1	3		4	1	
1983	8	7	1	4	3	1	4	4	
1984	9	7		5	3		4	4	
1985	5	11		4	4		1	7	
1986	4	11	1	3	5		1	6	1
1987	7	8		4	3		3	5	
1988	7	9		4	4		3	5	
1989	5	11		2	6		3	5	
1990	5	11		3	5		2	6	
1991	4	12		2	6		2	6	
1992	4	12		3	5		1	7	

Season	All Games			Home Games			Road Games		
	W	L	T	W	L	T	W	L	T
1993	7	9		4	4		3	5	
1994	8	8		5	3		3	5	
1995	4	12		3	5		1	7	
1996	7	9		5	3		2	6	
1997	4	12		3	5		1	7	
1998	9	7		5	3		4	4	
1999	6	10		4	4		2	6	
2000	3	13		3	5		0	8	
2001	7	9		3	5		4	4	
2002	5	11		3	5		2	6	
2003	4	12		4	4		0	8	
2004	6	10		5	3		1	7	
2005	5	11		3	5		2	6	
2006	5	11		3	5		2	6	
2007	8	8		6	2		2	6	
2008	9	7		6	2		3	5	
2009	10	6		4	4		6	2	
2010	5	11		4	4		1	7	
2011	8	8		6	2		2	6	
2012	5	11		4	4		1	7	
2013	10	6		6	2		4	4	
2014	11	5		7	1		4	4	
2015	13	3		6	2		7	1	
2016	7	8	1	4	3	1	3	5	
2017	8	8		5	3		3	5	
2018	3	13		1	7		2	6	
2019	5	10	1	2	5	1	3	5	
2020	8	8		4	4		4	4	
2021	11	6		3	5		8	1	
2022	4	13		1	8		3	5	
2023	4	13		2	6		2	7	
<b>Totals</b>	<b>585</b>	<b>793</b>	<b>41</b>	<b>337</b>	<b>344</b>	<b>23</b>	<b>248</b>	<b>449</b>	<b>18</b>

\*includes Chicago Cardinals (1920-59), St. Louis Cardinals (1960-87) and Phoenix Cardinals (1988-93).

## ATLANTA FALCONS

Season	All Games			Home Games			Road Games		
	W	L	T	W	L	T	W	L	T
1966	3	11		1	6		2	5	
1967	1	12	1	1	5	1	0	7	
1968	2	12		1	6		1	6	
1969	6	8		4	3		2	5	
1970	4	8	2	3	4		1	4	2
1971	7	6	1	4	3		3	3	1
1972	7	7		4	3		3	4	
1973	9	5		4	3		5	2	
1974	3	11		2	5		1	6	
1975	4	10		3	4		1	6	
1976	4	10		3	4		1	6	
1977	7	7		4	3		3	4	
1978	9	7		7	1		2	6	
1979	6	10		3	5		3	5	
1980	12	4		6	2		6	2	
1981	7	9		4	4		3	5	
1982	5	4		2	3		3	1	
1983	7	9		4	4		3	5	
1984	4	12		2	6		2	6	
1985	4	12		3	5		1	7	
1986	7	8	1	2	5	1	5	3	
1987	3	12		2	6		1	6	
1988	5	11		2	6		3	5	
1989	3	13		3	5		0	8	
1990	5	11		5	3		0	8	
1991	10	6		6	2		4	4	
1992	6	10		5	3		1	7	
1993	6	10		4	4		2	6	
1994	7	9		5	3		2	6	
1995	9	7		7	1		2	6	
1996	3	13		2	6		1	7	
1997	7	9		3	5		4	4	
1998	14	2		8	0		6	2	
1999	5	11		4	4		1	7	
2000	4	12		3	5		1	7	

## INSIDE THE NUMBERS

Season	All Games			Home Games			Road Games			Season	All Games			Home Games			Road Games		
	W	L	T	W	L	T	W	L	T		W	L	T	W	L	T	W	L	T
2001	7	9		3	5		4	4		1931	8	5		6	3		2	2	
2002	9	6	1	5	3		4	3	1	1932	7	1	6	6	1	1	1	0	5
2003	5	11		2	6		3	5		1933	10	2	1	6	0		4	2	1
2004	11	5		7	1		4	4		1934	13	0		5	0		8	0	
2005	8	8		4	4		4	4		1935	6	4	2	1	2	2	5	2	
2006	7	9		3	5		4	4		1936	9	3		3	1		6	2	
2007	4	12		3	5		1	7		1937	9	1	1	4	1		5	0	1
2008	11	5		7	1		4	4		1938	6	5		2	3		4	2	
2009	9	7		6	2		3	5		1939	8	3		4	1		4	2	
2010	13	3		7	1		6	2		1940	8	3		5	0		3	3	
2011	10	6		6	2		4	4		1941	10	1		5	1		5	0	
2012	13	3		7	1		6	2		1942	11	0		6	0		5	0	
2013	4	12		3	5		1	7		1943	8	1	1	5	0		3	1	1
2014	6	10		3	5		3	5		1944	6	3	1	4	0	1	2	3	
2015	8	8		4	4		4	4		1945	3	7		2	3		1	4	
2016	11	5		5	3		6	2		1946	8	2	1	4	1	1	4	1	
2017	10	6		5	3		5	3		1947	8	4		4	2		4	2	
2018	7	9		4	4		3	5		1948	10	2		5	1		5	1	
2019	7	9		3	5		4	4		1949	9	3		5	1		4	2	
2020	4	12		2	6		2	6		1950	9	3		6	0		3	3	
2021	7	10		2	6		5	4		1951	7	5		3	3		4	2	
2022	7	10		6	3		1	7		1952	5	7		3	3		2	4	
2023	7	10		5	3		2	7		1953	3	8	1	1	4	1	2	4	
<b>Totals</b>	<b>390</b>	<b>503</b>	<b>6</b>	<b>228</b>	<b>220</b>	<b>2</b>	<b>162</b>	<b>283</b>	<b>4</b>	1954	8	4		4	2		4	2	

### CAROLINA PANTHERS

Season	All Games			Home Games			Road Games			Season	All Games			Home Games			Road Games		
	W	L	T	W	L	T	W	L	T		W	L	T	W	L	T	W	L	T
1995	7	9		5	3		2	6		1955	8	4		5	1		3	3	
1996	12	4		8	0		4	4		1956	9	2	1	6	0		3	2	1
1997	7	9		2	6		5	3		1957	5	7		2	4		3	3	
1998	4	12		2	6		2	6		1958	8	4		5	1		3	3	
1999	8	8		5	3		3	5		1959	8	4		4	2		4	2	
2000	7	9		5	3		2	6		1960	5	6	1	4	2		1	4	1
2001	1	15		0	8		1	7		1961	8	6		5	2		3	4	
2002	7	9		4	4		3	5		1962	9	5		4	3		5	2	
2003	11	5		6	2		5	3		1963	11	1	2	6	0	1	5	1	1
2004	7	9		3	5		4	4		1964	5	9		2	5		3	4	
2005	11	5		5	3		6	2		1965	9	5		5	2		4	3	
2006	8	8		4	4		4	4		1966	5	7	2	4	1	2	1	6	
2007	7	9		2	6		5	3		1967	7	6	1	3	3	1	4	3	
2008	12	4		8	0		4	4		1968	7	7		2	5		5	2	
2009	8	8		5	3		3	5		1969	1	13		1	6		0	7	
2010	2	14		2	6		0	8		1970	6	8		3	4		3	4	
2011	6	10		3	5		3	5		1971	6	8		4	3		2	5	
2012	7	9		3	5		4	4		1972	4	9	1	1	5	1	3	4	
2013	12	4		7	1		5	3		1973	3	11		1	6		2	5	
2014	7	8	1	4	4		3	4	1	1974	4	10		4	3		0	7	
2015	15	1		8	0		7	1		1975	4	10		3	4		1	6	
2016	6	10		4	4		2	6		1976	7	7		4	3		3	4	
2017	11	5		6	2		5	3		1977	9	5		5	2		4	3	
2018	7	9		5	3		2	6		1978	7	9		4	4		3	5	
2019	5	11		2	6		3	5		1979	10	6		6	2		4	4	
2020	5	11		2	6		3	5		1980	7	9		5	3		2	6	
2021	5	12		2	6		3	6		1981	6	10		4	4		2	6	
2022	7	10		5	4		2	6		1982	3	6		2	2		1	4	
2023	2	15		2	6		0	9		1983	8	8		5	3		3	5	
<b>Totals</b>	<b>214</b>	<b>252</b>	<b>1</b>	<b>119</b>	<b>114</b>	<b>0</b>	<b>95</b>	<b>138</b>	<b>1</b>	1984	10	6		6	2		4	4	

### CHICAGO BEARS\*

Season	All Games			Home Games			Road Games			Season	All Games			Home Games			Road Games		
	W	L	T	W	L	T	W	L	T		W	L	T	W	L	T	W	L	T
1920	10	1	2	3	0	1	7	1	1	1991	11	5		6	2		5	3	
1921	9	1	1	9	1	1	0	0		1992	5	11		4	4		1	7	
1922	9	3		7	1		2	2		1993	7	9		3	5		4	4	
1923	9	2	1	7	1	1	2	1		1994	9	7		5	3		4	4	
1924	6	1	4	5	0	3	1	1	1	1995	9	7		5	3		4	4	
1925	9	5	3	7	1	1	2	4	2	1996	7	9		6	2		1	7	
1926	12	1	3	10	0	2	2	1	1	1997	4	12		2	6		2	6	
1927	9	3	2	7	1	1	2	2	1	1998	4	12		3	5		1	7	
1928	7	5	1	6	3		1	2	1	1999	6	10		3	5		3	5	
1929	4	9	2	1	5	2	3	4		2000	5	11		3	5		2	6	
1930	9	4	1	5	2	1	4	2		2001	13	3		7	1		6	2	
										2002	4	12		3	5		1	7	
										2003	7	9		6	2		1	7	

# INSIDE THE NUMBERS

Season	All Games			Home Games			Road Games		
	W	L	T	W	L	T	W	L	T
2004	5	11		2	6		3	5	
2005	11	5		7	1		4	4	
2006	13	3		6	2		7	1	
2007	7	9		4	4		3	5	
2008	9	7		6	2		3	5	
2009	7	9		5	3		2	6	
2010	11	5		5	3		6	2	
2011	8	8		5	3		3	5	
2012	10	6		5	3		5	3	
2013	8	8		5	3		3	5	
2014	5	11		2	6		3	5	
2015	6	10		1	7		5	3	
2016	3	13		3	5		0	8	
2017	5	11		3	5		2	6	
2018	12	4		7	1		5	3	
2019	8	8		4	4		4	4	
2020	8	8		3	5		5	3	
2021	6	11		3	5		3	6	
2022	3	14		2	7		1	7	
2023	7	10		5	3		2	7	
<b>Totals</b>	<b>793</b>	<b>634</b>	<b>42</b>	<b>459</b>	<b>270</b>	<b>24</b>	<b>334</b>	<b>364</b>	<b>18</b>

\*includes Decatur Staleys (1920) and Chicago Staleys (1921).

## DALLAS COWBOYS

Season	All Games			Home Games			Road Games		
	W	L	T	W	L	T	W	L	T
1960	0	11	1	0	6		0	5	1
1961	4	9	1	2	4	1	2	5	
1962	5	8	1	2	4	1	3	4	
1963	4	10		3	4		1	6	
1964	5	8	1	2	4	1	3	4	
1965	7	7		5	2		2	5	
1966	10	3	1	6	1		4	2	1
1967	9	5		5	2		4	3	
1968	12	2		5	2		7	0	
1969	11	2	1	6	0	1	5	2	
1970	10	4		6	1		4	3	
1971	11	3		6	1		5	2	
1972	10	4		5	2		5	2	
1973	10	4		6	1		4	3	
1974	8	6		5	2		3	4	
1975	10	4		5	2		5	2	
1976	11	3		6	1		5	2	
1977	12	2		6	1		6	1	
1978	12	4		7	1		5	3	
1979	11	5		6	2		5	3	
1980	12	4		8	0		4	4	
1981	12	4		8	0		4	4	
1982	6	3		3	2		3	1	
1983	12	4		6	2		6	2	
1984	9	7		5	3		4	4	
1985	10	6		7	1		3	5	
1986	7	9		3	5		4	4	
1987	7	8		3	4		4	4	
1988	3	13		1	7		2	6	
1989	1	15		0	8		1	7	
1990	7	9		5	3		2	6	
1991	11	5		6	2		5	3	
1992	13	3		7	1		6	2	
1993	12	4		6	2		6	2	
1994	12	4		6	2		6	2	
1995	12	4		6	2		6	2	
1996	10	6		6	2		4	4	
1997	6	10		5	3		1	7	
1998	10	6		6	2		4	4	
1999	8	8		7	1		1	7	
2000	5	11		3	5		2	6	
2001	5	11		4	4		1	7	
2002	5	11		4	4		1	7	
2003	10	6		6	2		4	4	
2004	6	10		4	4		2	6	
2005	9	7		5	3		4	4	
2006	9	7		4	4		5	3	

Season	All Games			Home Games			Road Games		
	W	L	T	W	L	T	W	L	T
2007	13	3		6	2		7	1	
2008	9	7		6	2		3	5	
2009	11	5		6	2		5	3	
2010	6	10		2	6		4	4	
2011	8	8		5	3		3	5	
2012	8	8		4	4		4	4	
2013	8	8		5	3		3	5	
2014	12	4		4	4		8	0	
2015	4	12		1	7		3	5	
2016	13	3		7	1		6	2	
2017	9	7		3	5		6	2	
2018	10	6		7	1		3	5	
2019	8	8		5	3		3	5	
2020	6	10		4	4		2	6	
2021	12	5		5	3		7	2	
2022	12	5		8	1		4	4	
2023	12	5		8	0		4	5	
<b>Totals</b>	<b>562</b>	<b>413</b>	<b>6</b>	<b>314</b>	<b>172</b>	<b>4</b>	<b>248</b>	<b>241</b>	<b>2</b>

## DETROIT LIONS\*

Season	All Games			Home Games			Road Games		
	W	L	T	W	L	T	W	L	T
1930	5	6	3	5	1	2	0	5	1
1931	11	3		8	0		3	3	
1932	6	2	4	3	0	2	3	2	2
1933	6	5		4	1		2	4	
1934	10	3		6	2		4	1	
1935	7	3	2	5	0	1	2	3	1
1936	8	4		5	1		3	3	
1937	7	4		4	2		3	2	
1938	7	4		4	3		3	1	
1939	6	5		4	2		2	3	
1940	5	5	1	3	3		2	2	1
1941	4	6	1	3	2		1	4	1
1942	0	11		0	7		0	4	
1943	3	6	1	2	2	1	1	4	
1944	6	3	1	4	2		2	1	1
1945	7	3		4	1		3	2	
1946	1	10		1	5		0	5	
1947	3	9		2	4		1	5	
1948	2	10		2	4		0	6	
1949	4	8		2	4		2	4	
1950	6	6		4	2		2	4	
1951	7	4	1	3	3	1	4	1	
1952	9	3		6	1		3	2	
1953	10	2		5	1		5	1	
1954	9	2	1	5	0	1	4	2	
1955	3	9		2	4		1	5	
1956	9	3		5	1		4	2	
1957	8	4		5	1		3	3	
1958	4	7	1	2	4		2	3	1
1959	3	8	1	2	4		1	4	1
1960	7	5		5	1		2	4	
1961	8	5	1	2	5		6	0	1
1962	11	3		7	0		4	3	
1963	5	8	1	3	3	1	2	5	
1964	7	5	2	3	3	1	4	2	1
1965	6	7	1	2	4	1	4	3	
1966	4	9	1	3	4		1	5	1
1967	5	7	2	3	4		2	3	2
1968	4	8	2	1	4	2	3	4	
1969	9	4	1	5	2		4	2	1
1970	10	4		6	1		4	3	
1971	7	6	1	3	4		4	2	1
1972	8	5	1	5	2		3	3	1
1973	6	7	1	4	3		2	4	1
1974	7	7		5	2		2	5	
1975	7	7		4	3		3	4	
1976	6	8		5	2		1	6	
1977	6	8		5	2		1	6	
1978	7	9		5	3		2	6	
1979	2	14		2	6		0	8	
1980	9	7		6	2		3	5	

## INSIDE THE NUMBERS

Season	All Games			Home Games			Road Games			Season	All Games			Home Games			Road Games		
	W	L	T	W	L	T	W	L	T		W	L	T	W	L	T	W	L	T
1981	8	8		7	1		1	7		1945	6	4		4	1		2	3	
1982	4	5		2	3		2	2		1946	6	5		2	3		4	2	
1983	9	7		6	2		3	5		1947	6	5	1	4	2		2	3	1
1984	4	11	1	2	5	1	2	6		1948	3	9		2	4		1	5	
1985	7	9		6	2		1	7		1949	2	10		1	5		1	5	
1986	5	11		1	7		4	4		1950	3	9		3	3		0	6	
1987	4	11		1	6		3	5		1951	3	9		2	4		1	5	
1988	4	12		2	6		2	6		1952	6	6		3	3		3	3	
1989	7	9		4	4		3	5		1953	2	9	1	1	5		1	4	1
1990	6	10		3	5		3	5		1954	4	8		2	4		2	4	
1991	12	4		8	0		4	4		1955	6	6		5	1		1	5	
1992	5	11		3	5		2	6		1956	4	8		2	4		2	4	
1993	10	6		5	3		5	3		1957	3	9		1	5		2	4	
1994	9	7		6	2		3	5		1958	1	10	1	1	4	1	0	6	
1995	10	6		7	1		3	5		1959	7	5		4	2		3	3	
1996	5	11		4	4		1	7		1960	8	4		4	2		4	2	
1997	9	7		6	2		3	5		1961	11	3		6	1		5	2	
1998	5	11		4	4		1	7		1962	13	1		7	0		6	1	
1999	8	8		6	2		2	6		1963	11	2	1	6	1		5	1	1
2000	9	7		4	4		5	3		1964	8	5	1	4	3		4	2	1
2001	2	14		2	6		0	8		1965	10	3	1	6	1		4	2	1
2002	3	13		3	5		0	8		1966	12	2		6	1		6	1	
2003	5	11		5	3		0	8		1967	9	4	1	4	2	1	5	2	
2004	6	10		3	5		3	5		1968	6	7	1	2	5		4	2	1
2005	5	11		3	5		2	6		1969	8	6		5	2		3	4	
2006	3	13		2	6		1	7		1970	6	8		4	3		2	5	
2007	7	9		5	3		2	6		1971	4	8	2	3	3	1	1	5	1
2008	0	16		0	8		0	8		1972	10	4		4	3		6	1	
2009	2	14		2	6		0	8		1973	5	7	2	3	2	2	2	5	
2010	6	10		4	4		2	6		1974	6	8		4	3		2	5	
2011	10	6		5	3		5	3		1975	4	10		3	4		1	6	
2012	4	12		2	6		2	6		1976	5	9		4	3		1	6	
2013	7	9		4	4		3	5		1977	4	10		2	5		2	5	
2014	11	5		7	1		4	4		1978	8	7	1	5	2	1	3	5	
2015	7	9		4	4		3	5		1979	5	11		4	4		1	7	
2016	9	7		6	2		3	5		1980	5	10	1	4	4		1	6	1
2017	9	7		4	4		5	3		1981	8	8		4	4		4	4	
2018	6	10		3	5		3	5		1982	5	3	1	3	1		2	2	1
2019	3	12	1	2	6		1	6	1	1983	8	8		5	3		3	5	
2020	5	11		1	7		4	4		1984	8	8		5	3		3	5	
2021	3	13	1	3	5		0	8	1	1985	8	8		5	3		3	5	
2022	9	8		5	4		4	4		1986	4	12		1	7		3	5	
2023	12	5		6	2		6	3		1987	5	9	1	2	5	1	3	4	
<b>Totals</b>	<b>591</b>	<b>707</b>	<b>34</b>	<b>362</b>	<b>299</b>	<b>14</b>	<b>229</b>	<b>408</b>	<b>20</b>	1988	4	12		2	6		2	6	

*\*includes Portsmouth Spartans (1930-33).*

### GREEN BAY PACKERS

Season	All Games			Home Games			Road Games		
	W	L	T	W	L	T	W	L	T
1921	3	2	1	2	1		1	1	1
1922	4	3	3	4	1	1	0	2	2
1923	7	2	1	4	2	1	3	0	
1924	7	4		5	0		2	4	
1925	8	5		6	0		2	5	
1926	7	3	3	4	1	2	3	2	1
1927	7	2	1	6	1		1	1	1
1928	6	4	3	2	2	2	4	2	1
1929	12	0	1	5	0		7	0	1
1930	10	3	1	6	0		4	3	1
1931	12	2		8	0		4	2	
1932	10	3	1	5	0	1	5	3	
1933	5	7	1	3	2	1	2	5	
1934	7	6		4	2		3	4	
1935	8	4		5	2		3	2	
1936	10	1	1	5	1		5	0	1
1937	7	4		3	2		4	2	
1938	8	3		4	2		4	1	
1939	9	2		4	1		5	1	
1940	6	4	1	4	2		2	2	1
1941	10	1		4	1		6	0	
1942	8	2	1	4	1		4	1	1
1943	7	2	1	2	1	1	5	1	
1944	8	2		5	0		3	2	
1945	6	4		4	1		2	3	
1946	6	5		2	3		4	2	
1947	6	5	1	4	2		2	3	1
1948	3	9		2	4		1	5	
1949	2	10		1	5		1	5	
1950	3	9		3	3		0	6	
1951	3	9		2	4		1	5	
1952	6	6		3	3		3	3	
1953	2	9	1	1	5		1	4	1
1954	4	8		2	4		2	4	
1955	6	6		5	1		1	5	
1956	4	8		2	4		2	4	
1957	3	9		1	5		2	4	
1958	1	10	1	1	4	1	0	6	
1959	7	5		4	2		3	3	
1960	8	4		4	2		4	2	
1961	11	3		6	1		5	2	
1962	13	1		7	0		6	1	
1963	11	2	1	6	1		5	1	1
1964	8	5	1	4	3		4	2	1
1965	10	3	1	6	1		4	2	1
1966	12	2		6	1		6	1	
1967	9	4	1	4	2	1	5	2	
1968	6	7	1	2	5		4	2	1
1969	8	6		5	2		3	4	
1970	6	8		4	3		2	5	
1971	4	8	2	3	3	1	1	5	1
1972	10	4		4	3		6	1	
1973	5	7	2	3	2	2	2	5	
1974	6	8		4	3		2	5	
1975	4	10		3	4		1	6	
1976	5	9		4	3		1	6	
1977	4	10		2	5		2	5	
1978	8	7	1	5	2	1	3	5	
1979	5	11		4	4		1	7	
1980	5	10	1	4	4		1	6	1
1981	8	8		4	4		4	4	
1982	5	3	1	3	1		2	2	1
1983	8	8		5	3		3	5	
1984	8	8		5	3		3	5	
1985	8	8		5	3		3	5	
1986	4	12		1	7		3	5	
1987	5	9	1	2	5	1	3	4	
1988	4	12		2	6		2	6	
1989	10	6		6	2		4	4	
1990	6	10		3	5		3	5	
1991	4	12		2	6		2	6	
1992	9	7		6	2		3	5	
1993	9	7		6	2		3	5	
1994	9	7		7	1		2	6	
1995	11	5		7	1		4	4	
1996	13	3		8	0		5	3	
1997	13	3		8	0		5	3	
1998	11	5		7	1		4	4	
1999	8	8		5	3		3	5	
2000	9	7		6	2		3	5	
2001	12	4		7	1		5	3	
2002	12	4		8	0		4	4	
2003	10	6		5	3		5	3	
2004	10	6		4	4		6	2	
2005	4	12		3	5		1	7	
2006	8	8		3	5		5	3	
2007	13	3		7	1		6	2	
2008	6	10		4	4		2	6	
2009	11	5		6	2		5	3	
2010	10	6		7	1		3	5	
2011	15	1		8	0		7	1	
2012	11	5		7	1		4	4	
2013	8	7	1	4	3	1	4	4	
2014	12	4		8	0		4	4	
2015	10	6		5	3		5	3	
2016	10	6		6	2		4	4	
2017	7	9		4	4		3	5	

# INSIDE THE NUMBERS

Season	All Games			Home Games			Road Games		
	W	L	T	W	L	T	W	L	T
2018	6	9	1	5	2	1	1	7	
2019	13	3		7	1		6	2	
2020	13	3		7	1		6	2	
2021	13	4		8	0		5	4	
2022	8	9		5	4		3	5	
2023	9	8		5	3		4	5	
<b>Totals</b>	<b>799</b>	<b>598</b>	<b>38</b>	<b>462</b>	<b>236</b>	<b>18</b>	<b>337</b>	<b>362</b>	<b>20</b>

## LOS ANGELES RAMS\*

Season	All Games			Home Games			Road Games		
	W	L	T	W	L	T	W	L	T
1937	1	10		0	5		1	5	
1938	4	7		2	2		2	5	
1939	5	5	1	3	2	1	2	3	
1940	4	6	1	3	1	1	1	5	
1941	2	9		1	4		1	5	
1942	5	6		3	2		2	4	
1944	4	6		1	2		3	4	
1945	9	1		4	0		5	1	
1946	6	4	1	3	2		3	2	1
1947	6	6		3	3		3	3	
1948	6	5	1	3	2	1	3	3	
1949	8	2	2	5	1		3	1	2
1950	9	3		5	1		4	2	
1951	8	4		5	2		3	2	
1952	9	3		5	1		4	2	
1953	8	3	1	5	1		3	2	1
1954	6	5	1	3	2	1	3	3	
1955	8	3	1	5	1		3	2	1
1956	4	8		4	2		0	6	
1957	6	6		5	1		1	5	
1958	8	4		4	2		4	2	
1959	2	10		0	6		2	4	
1960	4	7	1	2	3	1	2	4	
1961	4	10		4	3		0	7	
1962	1	12	1	0	7		1	5	1
1963	5	9		3	4		2	5	
1964	5	7	2	3	2	2	2	5	
1965	4	10		3	4		1	6	
1966	8	6		5	2		3	4	
1967	11	1	2	5	1	1	6	0	1
1968	10	3	1	5	2		5	1	1
1969	11	3		5	2		6	1	
1970	9	4	1	3	3	1	6	1	
1971	8	5	1	4	2	1	4	3	
1972	6	7	1	4	3		2	4	1
1973	12	2		7	0		5	2	
1974	10	4		6	1		4	3	
1975	12	2		6	1		6	1	
1976	10	3	1	5	2		5	1	1
1977	10	4		7	0		3	4	
1978	12	4		6	2		6	2	
1979	9	7		4	4		5	3	
1980	11	5		6	2		5	3	
1981	6	10		4	4		2	6	
1982	2	7		1	4		1	3	
1983	9	7		5	3		4	4	
1984	10	6		5	3		5	3	
1985	11	5		6	2		5	3	
1986	10	6		6	2		4	4	
1987	6	9		3	4		3	5	
1988	10	6		4	4		6	2	
1989	11	5		6	2		5	3	
1990	5	11		2	6		3	5	
1991	3	13		2	6		1	7	
1992	6	10		4	4		2	6	
1993	5	11		3	5		2	6	
1994	4	12		3	5		1	7	
1995	7	9		4	4		3	5	
1996	6	10		4	4		2	6	
1997	5	11		2	6		3	5	
1998	4	12		2	6		2	6	
1999	13	3		8	0		5	3	

Season	All Games			Home Games			Road Games		
	W	L	T	W	L	T	W	L	T
2000	10	6		5	3		5	3	
2001	14	2		6	2		8	0	
2002	7	9		6	2		1	7	
2003	12	4		8	0		4	4	
2004	8	8		6	2		2	6	
2005	6	10		3	5		3	5	
2006	8	8		4	4		4	4	
2007	3	13		1	7		2	6	
2008	2	14		1	7		1	7	
2009	1	15		0	8		1	7	
2010	7	9		5	3		2	6	
2011	2	14		1	7		1	7	
2012	7	8	1	4	4		3	4	1
2013	7	9		5	3		2	6	
2014	6	10		3	5		3	5	
2015	7	9		5	3		2	6	
2016	4	12		1	7		3	5	
2017	11	5		4	4		7	1	
2018	13	3		7	1		6	2	
2019	9	7		5	3		4	4	
2020	10	6		6	2		4	4	
2021	12	5		5	3		7	2	
2022	5	12		4	5		1	7	
2023	10	7		5	3		5	4	
<b>Totals</b>	<b>614</b>	<b>599</b>	<b>21</b>	<b>339</b>	<b>262</b>	<b>10</b>	<b>275</b>	<b>337</b>	<b>11</b>

\*includes Cleveland Rams (1937-42, 1944-45), Los Angeles Rams (1946-94) and St. Louis Rams (1995-2015).

## MINNESOTA VIKINGS

Season	All Games			Home Games			Road Games		
	W	L	T	W	L	T	W	L	T
1961	3	11		3	4		0	7	
1962	2	11	1	1	5	1	1	6	
1963	5	8	1	3	4		2	4	1
1964	8	5	1	4	3		4	2	1
1965	7	7		2	5		5	2	
1966	4	9	1	2	5		2	4	1
1967	3	8	3	1	4	2	2	4	1
1968	8	6		4	3		4	3	
1969	12	2		7	0		5	2	
1970	12	2		7	0		5	2	
1971	11	3		5	2		6	1	
1972	7	7		3	4		4	3	
1973	12	2		7	0		5	2	
1974	10	4		4	3		6	1	
1975	12	2		7	0		5	2	
1976	11	2	1	6	0	1	5	2	
1977	9	5		5	2		4	3	
1978	8	7	1	5	3		3	4	1
1979	7	9		5	3		2	6	
1980	9	7		5	3		4	4	
1981	7	9		5	3		2	6	
1982	5	4		4	1		1	3	
1983	8	8		3	5		5	3	
1984	3	13		2	6		1	7	
1985	7	9		4	4		3	5	
1986	9	7		5	3		4	4	
1987	8	7		5	3		3	4	
1988	11	5		7	1		4	4	
1989	10	6		8	0		2	6	
1990	6	10		4	4		2	6	
1991	8	8		4	4		4	4	
1992	11	5		5	3		6	2	
1993	9	7		4	4		5	3	
1994	10	6		6	2		4	4	
1995	8	8		6	2		2	6	
1996	9	7		5	3		4	4	
1997	9	7		5	3		4	4	
1998	15	1		8	0		7	1	
1999	10	6		6	2		4	4	
2000	11	5		7	1		4	4	
2001	5	11		5	3		0	8	
2002	6	10		4	4		2	6	



## INSIDE THE NUMBERS

Season	All Games			Home Games			Road Games		
	W	L	T	W	L	T	W	L	T
2003	9	7		6	2		3	5	
2004	8	8		5	3		3	5	
2005	9	7		6	2		3	5	
2006	6	10		3	5		3	5	
2007	8	8		5	3		3	5	
2008	10	6		6	2		4	4	
2009	12	4		8	0		4	4	
2010	6	10		4	4		2	6	
2011	3	13		1	7		2	6	
2012	10	6		7	1		3	5	
2013	5	10	1	5	3		0	7	1
2014	7	9		5	3		2	6	
2015	11	5		6	2		5	3	
2016	8	8		5	3		3	5	
2017	13	3		7	1		6	2	
2018	8	7	1	5	3		3	4	1
2019	10	6		6	2		4	4	
2020	7	9		3	5		4	4	
2021	8	9		5	3		3	6	
2022	13	4		8	1		5	3	
2023	7	10		2	6		5	4	
<b>Totals</b>	<b>523</b>	<b>435</b>	<b>11</b>	<b>306</b>	<b>175</b>	<b>4</b>	<b>217</b>	<b>260</b>	<b>7</b>

### NEW ORLEANS SAINTS

Season	All Games			Home Games			Road Games		
	W	L	T	W	L	T	W	L	T
1967	3	11		2	5		1	6	
1968	4	9	1	3	4		1	5	1
1969	5	9		3	4		2	5	
1970	2	11	1	2	5		0	6	1
1971	4	8	2	2	4	1	2	4	1
1972	2	11	1	2	5		0	6	1
1973	5	9		5	2		0	7	
1974	5	9		4	3		1	6	
1975	2	12		2	5		0	7	
1976	4	10		2	5		2	5	
1977	3	11		2	5		1	6	
1978	7	9		3	5		4	4	
1979	8	8		3	5		5	3	
1980	1	15		0	8		1	7	
1981	4	12		2	6		2	6	
1982	4	5		2	3		2	2	
1983	8	8		5	3		3	5	
1984	7	9		3	5		4	4	
1985	5	11		3	5		2	6	
1986	7	9		4	4		3	5	
1987	12	3		6	1		6	2	
1988	10	6		5	3		5	3	
1989	9	7		5	3		4	4	
1990	8	8		5	3		3	5	
1991	11	5		6	2		5	3	
1992	12	4		6	2		6	2	
1993	8	8		4	4		4	4	
1994	7	9		3	5		4	4	
1995	7	9		4	4		3	5	
1996	3	13		2	6		1	7	
1997	6	10		3	5		3	5	
1998	6	10		4	4		2	6	
1999	3	13		3	5		0	8	
2000	10	6		3	5		7	1	
2001	7	9		3	5		4	4	
2002	9	7		4	4		5	3	
2003	8	8		5	3		3	5	
2004	8	8		3	5		5	3	
2005	3	13		1	7		2	6	
2006	10	6		4	4		6	2	
2007	7	9		3	5		4	4	
2008	8	8		6	2		2	6	
2009	13	3		6	2		7	1	
2010	11	5		5	3		6	2	
2011	13	3		8	0		5	3	
2012	7	9		4	4		3	5	
2013	11	5		8	0		3	5	

Season	All Games			Home Games			Road Games		
	W	L	T	W	L	T	W	L	T
2014	7	9		3	5		4	4	
2015	7	9		4	4		3	5	
2016	7	9		4	4		3	5	
2017	11	5		7	1		4	4	
2018	13	3		6	2		7	1	
2019	13	3		6	2		7	1	
2020	12	4		6	2		6	2	
2021	9	8		3	5		6	3	
2022	7	10		4	5		3	5	
2023	9	8		5	3		4	5	
<b>Totals</b>	<b>412</b>	<b>468</b>	<b>5</b>	<b>221</b>	<b>220</b>	<b>1</b>	<b>191</b>	<b>248</b>	<b>4</b>

### NEW YORK GIANTS

Season	All Games			Home Games			Road Games		
	W	L	T	W	L	T	W	L	T
1925	8	4		7	2		1	2	
1926	8	4	1	5	2	1	3	2	
1927	11	1	1	7	1		4	0	1
1928	4	7	2	1	2	2	3	5	
1929	13	1	1	7	1		6	0	1
1930	13	4		6	2		7	2	
1931	7	6	1	4	2	1	3	4	
1932	4	6	2	3	2	1	1	4	1
1933	11	3		7	0		4	3	
1934	8	5		5	1		3	4	
1935	9	3		4	2		5	1	
1936	5	6	1	3	3	1	2	3	
1937	6	3	2	4	2	1	2	1	1
1938	8	2	1	6	1		2	1	1
1939	9	1	1	6	0		3	1	1
1940	6	4	1	4	3		2	1	1
1941	8	3		5	2		3	1	
1942	5	5	1	3	2	1	2	3	
1943	6	3	1	4	2		2	1	1
1944	8	1	1	5	1		3	0	1
1945	3	6	1	2	4		1	2	1
1946	7	3	1	5	1	1	2	2	
1947	2	8	2	2	3	1	0	5	1
1948	4	8		2	4		2	4	
1949	6	6		2	4		4	2	
1950	10	2		5	1		5	1	
1951	9	2	1	5	1		4	1	1
1952	7	5		2	4		5	1	
1953	3	9		2	4		1	5	
1954	7	5		4	2		3	3	
1955	6	5	1	4	1	1	2	4	
1956	8	3	1	4	1	1	4	2	
1957	7	5		3	3		4	2	
1958	9	3		5	1		4	2	
1959	10	2		5	1		5	1	
1960	6	4	2	1	3	2	5	1	
1961	10	3	1	4	2	1	6	1	
1962	12	2		6	1		6	1	
1963	11	3		5	2		6	1	
1964	2	10	2	2	5		0	5	2
1965	7	7		3	4		4	3	
1966	1	12	1	1	6		0	6	1
1967	7	7		5	2		2	5	
1968	7	7		3	4		4	3	
1969	6	8		5	2		1	6	
1970	9	5		5	2		4	3	
1971	4	10		1	6		3	4	
1972	8	6		4	3		4	3	
1973	2	11	1	2	4	1	0	7	
1974	2	12		0	7		2	5	
1975	5	9		2	5		3	4	
1976	3	11		3	4		0	7	
1977	5	9		3	4		2	5	
1978	6	10		5	3		1	7	
1979	6	10		4	4		2	6	
1980	4	12		2	6		2	6	
1981	9	7		4	4		5	3	
1982	4	5		2	3		2	2	

# INSIDE THE NUMBERS

Season	All Games			Home Games			Road Games		
	W	L	T	W	L	T	W	L	T
1983	3	12	1	1	7		2	5	1
1984	9	7		6	2		3	5	
1985	10	6		6	2		4	4	
1986	14	2		8	0		6	2	
1987	6	9		5	3		1	6	
1988	10	6		5	3		5	3	
1989	12	4		7	1		5	3	
1990	13	3		7	1		6	2	
1991	8	8		5	3		3	5	
1992	6	10		4	4		2	6	
1993	11	5		6	2		5	3	
1994	9	7		4	4		5	3	
1995	5	11		3	5		2	6	
1996	6	10		3	5		3	5	
1997	10	5	1	6	2		4	3	1
1998	8	8		5	3		3	5	
1999	7	9		4	4		3	5	
2000	12	4		5	3		7	1	
2001	7	9		5	3		2	6	
2002	10	6		5	3		5	3	
2003	4	12		1	7		3	5	
2004	6	10		3	5		3	5	
2005	11	5		7	1		4	4	
2006	8	8		3	5		5	3	
2007	10	6		3	5		7	1	
2008	12	4		7	1		5	3	
2009	8	8		4	4		4	4	
2010	10	6		5	3		5	3	
2011	9	7		4	4		5	3	
2012	9	7		6	2		3	5	
2013	7	9		4	4		3	5	
2014	6	10		3	5		3	5	
2015	6	10		3	5		3	5	
2016	11	5		7	1		4	4	
2017	3	13		2	6		1	7	
2018	5	11		2	6		3	5	
2019	4	12		2	6		2	6	
2020	6	10		3	5		3	5	
2021	4	13		3	5		1	8	
2022	9	7	1	5	3	1	4	4	
2023	6	11		4	4		2	7	
<b>Totals</b>	<b>721</b>	<b>649</b>	<b>34</b>	<b>401</b>	<b>301</b>	<b>17</b>	<b>320</b>	<b>348</b>	<b>17</b>

## PHILADELPHIA EAGLES

Season	All Games			Home Games			Road Games		
	W	L	T	W	L	T	W	L	T
1933	3	5	1	2	3	1	1	2	
1934	4	7		2	4		2	3	
1935	2	9		0	5		2	4	
1936	1	11		1	6		0	5	
1937	2	8	1	0	5	1	2	3	
1938	5	6		2	3		3	3	
1939	1	9	1	1	3	1	0	6	
1940	1	10		1	4		0	6	
1941	2	8	1	1	4	1	1	4	
1942	2	9	0	0	5		2	4	
1944	7	1	2	3	1	2	4	0	
1945	7	3		6	0		1	3	
1946	6	5		3	2		3	3	
1947	8	4		6	1		2	3	
1948	9	2	1	6	0		3	2	1
1949	11	1		6	0		5	1	
1950	6	6		2	4		4	2	
1951	4	8		1	5		3	3	
1952	7	5		4	2		3	3	
1953	7	4	1	5	0	1	2	4	
1954	7	4	1	5	1		2	3	1
1955	4	7	1	4	2		0	5	1
1956	3	8	1	2	3	1	1	5	
1957	4	8		3	3		1	5	
1958	2	9	1	2	4		0	5	1
1959	7	5		5	1		2	4	
1960	10	2		5	1		5	1	

Season	All Games			Home Games			Road Games		
	W	L	T	W	L	T	W	L	T
1961	10	4		5	2		5	2	
1962	3	10	1	2	5		1	5	1
1963	2	10	2	1	5	1	1	5	1
1964	6	8		3	4		3	4	
1965	5	9		2	5		3	4	
1966	9	5		5	2		4	3	
1967	6	7	1	5	2		1	5	1
1968	2	12		1	6		1	6	
1969	4	9	1	2	5		2	4	1
1970	3	10	1	3	3	1	0	7	
1971	6	7	1	3	4		3	3	1
1972	2	11	1	0	6	1	2	5	
1973	5	8	1	4	3		1	5	1
1974	7	7		5	2		2	5	
1975	4	10		2	5		2	5	
1976	4	10		2	5		2	5	
1977	5	9		4	3		1	6	
1978	9	7		5	3		4	4	
1979	11	5		5	3		6	2	
1980	12	4		7	1		5	3	
1981	10	6		6	2		4	4	
1982	3	6		1	4		2	2	
1983	5	11		1	7		4	4	
1984	6	9	1	5	3		1	6	1
1985	7	9		4	4		3	5	
1986	5	10	1	2	5	1	3	5	
1987	7	8		4	4		3	4	
1988	10	6		5	3		5	3	
1989	11	5		6	2		5	3	
1990	10	6		6	2		4	4	
1991	10	6		4	4		6	2	
1992	11	5		8	0		3	5	
1993	8	8		3	5		5	3	
1994	7	9		5	3		2	6	
1995	10	6		6	2		4	4	
1996	10	6		5	3		5	3	
1997	6	9	1	6	2		0	7	1
1998	3	13		3	5		0	8	
1999	5	11		4	4		1	7	
2000	11	5		5	3		6	2	
2001	11	5		4	4		7	1	
2002	12	4		7	1		5	3	
2003	12	4		5	3		7	1	
2004	13	3		7	1		6	2	
2005	6	10		4	4		2	6	
2006	10	6		5	3		5	3	
2007	8	8		3	5		5	3	
2008	9	6	1	6	2		3	4	1
2009	11	5		6	2		5	3	
2010	10	6		4	4		6	2	
2011	8	8		3	5		5	3	
2012	4	12		2	6		2	6	
2013	10	6		4	4		6	2	
2014	10	6		6	2		4	4	
2015	7	9		3	5		4	4	
2016	7	9		6	2		1	7	
2017	13	3		7	1		6	2	
2018	9	7		5	3		4	4	
2019	9	7		5	3		4	4	
2020	4	11	1	3	4	1	1	7	
2021	9	8		3	5		6	3	
2022	14	3		7	2		7	1	
2023	11	6		6	2		5	4	
<b>Totals</b>	<b>619</b>	<b>632</b>	<b>26</b>	<b>344</b>	<b>286</b>	<b>13</b>	<b>275</b>	<b>346</b>	<b>13</b>

## SAN FRANCISCO 49ERS

Season	All Games			Home Games			Road Games		
	W	L	T	W	L	T	W	L	T
1950	3	9		3	3		0	6	
1951	7	4	1	5	1		2	3	1
1952	7	5		3	3		4	2	
1953	9	3		5	1		4	2	
1954	7	4	1	4	2		3	2	1

# INSIDE THE NUMBERS

Season	All Games			Home Games			Road Games		
	W	L	T	W	L	T	W	L	T
1955	4	8		2	4		2	4	
1956	5	6	1	3	3		2	3	1
1957	8	4		5	1		3	3	
1958	6	6		4	2		2	4	
1959	7	5		4	2		3	3	
1960	7	5		3	3		4	2	
1961	7	6	1	5	1	1	2	5	
1962	6	8		1	6		5	2	
1963	2	12		2	5		0	7	
1964	4	10		3	4		1	6	
1965	7	6	1	4	2	1	3	4	
1966	6	6	2	4	2	1	2	4	1
1967	7	7		3	4		4	3	
1968	7	6	1	3	3	1	4	3	
1969	4	8	2	3	3	1	1	5	1
1970	10	3	1	5	1	1	5	2	
1971	9	5		4	3		5	2	
1972	8	5	1	4	2	1	4	3	
1973	5	9		3	4		2	5	
1974	6	8		3	4		3	4	
1975	5	9		2	5		3	4	
1976	8	6		4	3		4	3	
1977	5	9		3	4		2	5	
1978	2	14		2	6	0	0	8	
1979	2	14		2	6	0	0	8	
1980	6	10		4	4		2	6	
1981	13	3		7	1		6	2	
1982	3	6		0	5		3	1	
1983	10	6		4	4		6	2	
1984	15	1		7	1		8	0	
1985	10	6		5	3		5	3	
1986	10	5	1	6	2		4	3	1
1987	13	2		6	1		7	1	
1988	10	6		4	4		6	2	
1989	14	2		6	2		8	0	
1990	14	2		6	2		8	0	
1991	10	6		7	1		3	5	
1992	14	2		7	1		7	1	
1993	10	6		6	2		4	4	
1994	13	3		7	1		6	2	
1995	11	5		6	2		5	3	
1996	12	4		6	2		6	2	
1997	13	3		8	0		5	3	
1998	12	4		8	0		4	4	
1999	4	12		3	5		1	7	
2000	6	10		4	4		2	6	
2001	12	4		7	1		5	3	
2002	10	6		5	3		5	3	
2003	7	9		6	2		1	7	
2004	2	14		1	7		1	7	
2005	4	12		3	5		1	7	
2006	7	9		4	4		3	5	
2007	5	11		3	5		2	6	
2008	7	9		4	4		3	5	
2009	8	8		6	2		2	6	
2010	6	10		5	3		1	7	
2011	13	3		7	1		6	2	
2012	11	4	1	6	1	1	5	3	
2013	12	4		6	2		6	2	
2014	8	8		4	4		4	4	
2015	5	11		4	4		1	7	
2016	2	14		1	7		1	7	
2017	6	10		3	5		3	5	
2018	4	12		4	4		0	8	
2019	13	3		6	2		7	1	
2020	6	10		1	7		5	3	
2021	10	7		4	4		6	3	
2022	13	4		8	1		5	3	
2023	12	5		5	3		7	2	
<b>Totals</b>	<b>586</b>	<b>501</b>	<b>14</b>	<b>321</b>	<b>221</b>	<b>8</b>	<b>265</b>	<b>280</b>	<b>6</b>

## SEATTLE SEAHAWKS

Season	All Games			Home Games			Road Games		
	W	L	T	W	L	T	W	L	T
1976	2	12		1	6		1	6	
1977	5	9		3	4		2	5	
1978	9	7		5	3		4	4	
1979	9	7		5	3		4	4	
1980	4	12		0	8		4	4	
1981	6	10		5	3		1	7	
1982	4	5		3	2		1	3	
1983	9	7		5	3		4	4	
1984	12	4		7	1		5	3	
1985	8	8		5	3		3	5	
1986	10	6		7	1		3	5	
1987	9	6		6	2		3	4	
1988	9	7		5	3		4	4	
1989	7	9		3	5		4	4	
1990	9	7		5	3		4	4	
1991	7	9		5	3		2	6	
1992	2	14		1	7		1	7	
1993	6	10		4	4		2	6	
1994	6	10		3	5		3	5	
1995	8	8		5	3		3	5	
1996	7	9		4	4		3	5	
1997	8	8		4	4		4	4	
1998	8	8		6	2		2	6	
1999	9	7		5	3		4	4	
2000	6	10		3	5		3	5	
2001	9	7		6	2		3	5	
2002	7	9		3	5		4	4	
2003	10	6		8	0		2	6	
2004	9	7		5	3		4	4	
2005	13	3		8	0		5	3	
2006	9	7		5	3		4	4	
2007	10	6		7	1		3	5	
2008	4	12		2	6		2	6	
2009	5	11		4	4		1	7	
2010	7	9		5	3		2	6	
2011	7	9		4	4		3	5	
2012	11	5		8	0		3	5	
2013	13	3		7	1		6	2	
2014	12	4		7	1		5	3	
2015	10	6		5	3		5	3	
2016	10	5	1	7	1		3	4	1
2017	9	7		4	4		5	3	
2018	10	6		6	2		4	4	
2019	11	5		4	4		7	1	
2020	12	4		7	1		5	3	
2021	7	10		3	5		4	5	
2022	9	8		5	4		4	4	
2023	9	8		5	3		4	5	
<b>Totals</b>	<b>392</b>	<b>366</b>	<b>1</b>	<b>230</b>	<b>150</b>	<b>0</b>	<b>162</b>	<b>216</b>	<b>1</b>

## TAMPA BAY BUCCANEERS

Season	All Games			Home Games			Road Games		
	W	L	T	W	L	T	W	L	T
1976	0	14		0	7		0	7	
1977	2	12		1	6		1	6	
1978	5	11		3	5		2	6	
1979	10	6		5	3		5	3	
1980	5	10	1	2	5	1	3	5	
1981	9	7		6	2		3	5	
1982	5	4		4	1		1	3	
1983	2	14		1	7		1	7	
1984	6	10		6	2		0	8	
1985	2	14		2	6	0	0	8	
1986	2	14		1	7		1	7	
1987	4	11		2	5		2	6	
1988	5	11		3	5		2	6	
1989	5	11		2	6		3	5	
1990	6	10		4	4		2	6	
1991	3	13		3	5		0	8	
1992	5	11		3	5		2	6	
1993	5	11		3	5		2	6	
1994	6	10		4	4		2	6	

# INSIDE THE NUMBERS

Season	All Games			Home Games			Road Games		
	W	L	T	W	L	T	W	L	T
1995	7	9		5	3		2	6	
1996	6	10		5	3		1	7	
1997	10	6		5	3		5	3	
1998	8	8		6	2		2	6	
1999	11	5		7	1		4	4	
2000	10	6		6	2		4	4	
2001	9	7		5	3		4	4	
2002	12	4		6	2		6	2	
2003	7	9		3	5		4	4	
2004	5	11		4	4		1	7	
2005	11	5		6	2		5	3	
2006	4	12		3	5		1	7	
2007	9	7		6	2		3	5	
2008	9	7		6	2		3	5	
2009	3	13		1	7		2	6	
2010	10	6		4	4		6	2	
2011	4	12		3	5		1	7	
2012	7	9		3	5		4	4	
2013	4	12		3	5		1	7	
2014	2	14		0	8		2	6	
2015	6	10		3	5		3	5	
2016	9	7		4	4		5	3	
2017	5	11		4	4		1	7	
2018	5	11		4	4		1	7	
2019	7	9		2	6		5	3	
2020	11	5		5	3		6	2	
2021	13	4		7	1		6	3	
2022	8	9		5	4		3	5	
2023	9	8		4	4		5	4	
<b>Totals</b>	<b>308</b>	<b>450</b>	<b>1</b>	<b>180</b>	<b>198</b>	<b>1</b>	<b>128</b>	<b>252</b>	<b>0</b>

## WASHINGTON COMMANDERS\*

Season	All Games			Home Games			Road Games		
	W	L	T	W	L	T	W	L	T
1932	4	4	2	2	3	1	2	1	1
1933	5	5	2	4	2		1	3	2
1934	6	6		4	3		2	3	
1935	2	8	1	2	5		0	3	1
1936	7	5		4	3		3	2	
1937	8	3		4	2		4	1	
1938	6	3	2	3	1	1	3	2	1
1939	8	2	1	5	0	1	3	2	
1940	9	2		6	0		3	2	
1941	6	5		4	2		2	3	
1942	10	1		5	1		5	0	
1943	6	3	1	4	2		2	1	1
1944	6	3	1	4	2		2	1	1
1945	8	2		6	0		2	2	
1946	5	5	1	3	2	1	2	3	
1947	4	8		4	2		0	6	
1948	7	5		4	2		3	3	
1949	4	7	1	3	3		1	4	1
1950	3	9		1	5		2	4	
1951	5	7		2	4		3	3	
1952	4	8		1	5		3	3	
1953	6	5	1	3	3		3	2	1
1954	3	9		3	3		0	6	
1955	8	4		3	3		5	1	
1956	6	6		4	2		2	4	
1957	5	6	1	2	3	1	3	3	
1958	4	7	1	3	2	1	1	5	
1959	3	9		2	4		1	5	
1960	1	9	2	1	4	1	0	5	1
1961	1	12	1	1	6		0	6	1
1962	5	7	2	3	4		2	3	2
1963	3	11		1	6		2	5	
1964	6	8		4	3		2	5	
1965	6	8		3	4		3	4	
1966	7	7		4	3		3	4	
1967	5	6	3	2	4	1	3	2	2
1968	5	9		3	4		2	5	
1969	7	5	2	4	2	1	3	3	1

Season	All Games			Home Games			Road Games		
	W	L	T	W	L	T	W	L	T
1970	6	8		4	3		2	5	
1971	9	4	1	4	2	1	5	2	
1972	11	3		6	1		5	2	
1973	10	4		7	0		3	4	
1974	10	4		6	1		4	3	
1975	8	6		5	2		3	4	
1976	10	4		5	2		5	2	
1977	9	5		5	2		4	3	
1978	8	8		5	3		3	5	
1979	10	6		6	2		4	4	
1980	6	10		4	4		2	6	
1981	8	8		5	3		3	5	
1982	8	1		3	1		5	0	
1983	14	2		7	1		7	1	
1984	11	5		7	1		4	4	
1985	10	6		5	3		5	3	
1986	12	4		7	1		5	3	
1987	11	4		6	1		5	3	
1988	7	9		4	4		3	5	
1989	10	6		4	4		6	2	
1990	10	6		7	1		3	5	
1991	14	2		7	1		7	1	
1992	9	7		6	2		3	5	
1993	4	12		3	5		1	7	
1994	3	13		0	8		3	5	
1995	6	10		4	4		2	6	
1996	9	7		5	3		4	4	
1997	8	7	1	5	2	1	3	5	
1998	6	10		4	4		2	6	
1999	10	6		6	2		4	4	
2000	8	8		4	4		4	4	
2001	8	8		4	4		4	4	
2002	7	9		5	3		2	6	
2003	5	11		3	5		2	6	
2004	6	10		3	5		3	5	
2005	10	6		6	2		4	4	
2006	5	11		3	5		2	6	
2007	9	7		5	3		4	4	
2008	8	8		4	4		4	4	
2009	4	12		3	5		1	7	
2010	6	10		2	6		4	4	
2011	5	11		2	6		3	5	
2012	10	6		5	3		5	3	
2013	3	13		2	6		1	7	
2014	4	12		3	5		1	7	
2015	9	7		6	2		3	5	
2016	8	7	1	4	4		4	3	1
2017	7	9		5	3		2	6	
2018	7	9		3	5		4	4	
2019	3	13		1	7		2	6	
2020	7	9		3	5		4	4	
2021	7	10		3	5		4	5	
2022	8	8	1	4	5		4	3	1
2023	4	13		1	7		3	6	
<b>Totals</b>	<b>629</b>	<b>643</b>	<b>29</b>	<b>357</b>	<b>291</b>	<b>11</b>	<b>272</b>	<b>352</b>	<b>18</b>

\*includes Boston Braves (1932), Boston Redskins (1933-36), Washington Redskins (1937-2019) and Washington Football Team (2020-21).

# INSIDE THE NUMBERS

## ALL-TIME NFL WON-LOSS RECORDS, CURRENT FRANCHISES

AFC	—Regular Season—				—Postseason—			—Overall—			
	W	L	T	Pct	W	L	Pct	W	L	T	Pct.
Baltimore Ravens	256	194	1	.569	17	13	.567	273	207	1	.569
New England Patriots <sup>6</sup>	541	433	9	.555	37	22	.627	578	455	9	.560
Miami Dolphins	496	399	4	.554	20	23	.465	516	422	4	.550
Kansas City Chiefs <sup>3</sup>	532	439	12	.548	24	21	.533	556	460	12	.547
Pittsburgh Steelers <sup>8</sup>	671	578	22	.537	36	28	.563	707	606	22	.538
Indianapolis Colts <sup>2</sup>	556	501	8	.526	23	25	.479	579	526	8	.524
Denver Broncos	508	465	10	.522	23	19	.548	531	484	10	.523
Las Vegas Raiders <sup>4</sup>	505	467	11	.520	25	20	.556	530	487	11	.521
Los Angeles Chargers <sup>5</sup>	483	489	11	.497	12	19	.387	495	508	11	.494
Cleveland Browns <sup>1</sup>	512	530	11	.491	12	22	.353	524	552	11	.487
Buffalo Bills	473	501	8	.486	19	21	.475	492	522	8	.485
Tennessee Titans <sup>9</sup>	476	501	6	.487	17	23	.425	493	524	6	.485
Cincinnati Bengals	394	471	5	.456	10	16	.385	404	487	5	.454
New York Jets <sup>7</sup>	428	547	8	.439	12	13	.480	440	560	8	.440
Houston Texans	152	202	1	.430	5	7	.417	157	209	1	.429
Jacksonville Jaguars	198	269	0	.424	8	8	.500	206	277	0	.427

NFC	—Regular Season—				—Postseason—			—Overall—			
	W	L	T	Pct	W	L	Pct	W	L	T	Pct.
Dallas Cowboys	562	413	6	.576	36	31	.537	598	444	6	.574
Green Bay Packers	799	598	38	.572	37	26	.587	836	624	38	.572
Chicago Bears	793	634	42	.556	17	20	.459	810	654	42	.553
San Francisco 49ers	586	501	14	.539	38	24	.613	624	525	14	.543
Minnesota Vikings	523	435	11	.546	21	31	.404	544	466	11	.538
New York Giants	721	649	34	.526	25	26	.490	746	675	34	.525
Seattle Seahawks	392	366	1	.517	17	19	.472	409	385	1	.515
Los Angeles Rams <sup>13</sup>	614	599	21	.506	26	28	.481	640	627	21	.505
Washington Commanders <sup>14</sup>	629	643	29	.495	23	20	.535	652	663	29	.496
Philadelphia Eagles	619	632	26	.495	25	26	.490	644	658	26	.495
New Orleans Saints	412	468	5	.468	10	13	.435	422	481	5	.467
Carolina Panthers	214	252	1	.459	9	8	.529	223	260	1	.462
Detroit Lions <sup>12</sup>	591	707	34	.455	9	14	.391	600	721	34	.454
Atlanta Falcons	390	503	6	.437	10	14	.417	400	517	6	.436
Arizona Cardinals <sup>10</sup>	585	793	40	.425	7	10	.412	592	803	40	.425
Tampa Bay Buccaneers	308	450	1	.406	12	12	.500	320	462	1	.409

From 1920-71, ties were not included in win percentage.

<sup>1</sup>Did not play from 1996-98.

<sup>2</sup>Includes Baltimore Colts (1953-83).

<sup>3</sup>Includes Dallas Texans (1960-62).

<sup>4</sup>Includes Oakland Raiders (1960-81, 1995-2019) and Los Angeles Raiders (1982-94).

<sup>5</sup>Includes Los Angeles Chargers (1960) and San Diego Chargers (1961-2016).

<sup>6</sup>Includes Boston Patriots (1960-70).

<sup>7</sup>Includes New York Titans (1960-62).

<sup>8</sup>Includes Pittsburgh Pirates (1933-39).

<sup>9</sup>Includes Houston Oilers (1960-96) and Tennessee Oilers (1997-98).

<sup>10</sup>Includes Chicago Cardinals (1920-59), St. Louis Cardinals (1960-87) and Phoenix Cardinals (1988-93)

<sup>11</sup>Includes Decatur Staleys (1920) and Chicago Staleys (1921).

<sup>12</sup>Includes Portsmouth Spartans (1930-33).

<sup>13</sup>Includes Cleveland Rams (1937-42, 1944-45), Los Angeles Rams (1946-94) and St. Louis Rams (1995-2015).

<sup>14</sup>Includes Boston Braves (1932), Boston Redskins (1933-36), Washington Redskins (1937-2019) and Washington Football Team (2020-21).

## TV RATINGS/ATTENDANCE

### TOP 20 U.S. TELEVISION BROADCASTS OF 2023\*

(Based on Nielsen-measured TV and additional first-party Digital for NFL programs where applicable; excludes Spanish-language broadcasts)

Rank	Show	TV+Digital Network(s)	Viewers**	Date
1	Super Bowl LVII (KC/PHI)	FOX	114,213,709	Feb. 12, 2023
2	Super Bowl Pregame, 6 p.m.	FOX	71,210,294	Feb. 12, 2023
3	AFC Championship (CIN/KC)	CBS	53,437,662	Jan. 29, 2023
4	NFC Championship (SF/PHI)	FOX	47,502,487	Jan. 29, 2023
5	NFC Divisional Playoff (DAL/SF)	FOX	45,659,305	Jan. 22, 2023
6	Washington at Dallas, Week 12 (Thanksgiving)	CBS	41,858,345	Nov. 23, 2023
7	AFC Divisional Playoff (CIN/BUF)	CBS	39,583,986	Jan. 22, 2023
8	AFC Divisional Playoff (JAX/KC)	NBC	33,860,652	Jan. 21, 2023
9	Green Bay at Detroit, Week 12 (Thanksgiving)	FOX	33,699,287	Nov. 23, 2023
10	Super Bowl Pregame, 5:30 p.m.	FOX	33,415,225	Feb. 12, 2023
11	NFC Wild Card Playoff (NYG/MIN)	FOX	33,211,088	Jan. 15, 2023
12	Dallas at Miami, Week 16 (Christmas Eve)	FOX	31,519,079	Dec. 24, 2023
13	AFC Wild Card Playoff (DAL/TB)	ESPN+ABC+E2	31,103,275	Jan. 16, 2023
14	AFC Wild Card Playoff (MIA/BUF)	CBS	31,087,481	Jan. 15, 2023
15	Buffalo at Philadelphia, Week 12	CBS	30,999,266	Nov. 26, 2023
16	Las Vegas at Kansas City, Week 16 (Christmas)	CBS+NICKELODEON	29,575,250	Dec. 25, 2023
17	NY Giants at Philadelphia, Week 16 (Christmas)	FOX	29,021,449	Dec. 25, 2023
18	Philadelphia at Kansas City, Week 11	ESPN+ABC+E2	28,962,161	Nov. 20, 2023
19	NFC Divisional Playoff (NYG/PHI)	FOX	28,639,483	Jan. 21, 2023
20	AFC Wild Card Playoff (BAL/CIN)	NBC	28,196,545	Jan. 15, 2023

\*The top 45 TV broadcasts in 2023 (from Jan. 2, 2023 to Dec. 31, 2023) were either NFL games or NFL pregame shows.

\*\*Represents the average audience throughout the telecast (what's reported in usual ratings/viewership).

### NFL'S 10 HIGHEST SINGLE-GAME ATTENDANCE TOTALS

Date	Site	Game	Teams	Attendance
Aug. 15, 1994	Estadio Azteca	American Bowl (Mexico City)	Cowboys vs. Oilers	112,376
Aug. 17, 1998	Estadio Azteca	American Bowl (Mexico City)	Cowboys vs. Patriots	106,424
Aug. 22, 1947	Soldier Field	College All-Star	Bears vs. All-Stars	105,840
Sept. 20, 2009	Cowboys Stadium	Regular Season	Cowboys vs. Giants	105,121
Aug. 4, 1997	Estadio Guillermo Canedo	American Bowl (Mexico City)	Broncos vs. Dolphins	104,629
Jan. 20, 1980	Rose Bowl	Super Bowl XIV	Steelers vs. Rams	103,985
Jan. 30, 1983	Rose Bowl	Super Bowl XVII	Redskins vs. Dolphins	103,667
Oct. 2, 2005	Estadio Azteca	Regular Season (Mexico City)	49ers at Cardinals	103,467
Jan. 9, 1977	Rose Bowl	Super Bowl XI	Raiders vs. Vikings	103,438
Nov. 10, 1957	L.A. Coliseum	Regular Season	49ers at Rams	102,368

### NFL'S TOP FIVE PAID ATTENDANCE TOTALS, ALL GAMES

Year	Preseason	Regular Season	Postseason	All Games
2007	4,119,278	17,345,205	792,019	22,256,502
2006	4,083,282	17,340,879	775,551	22,199,712
2023	2,982,785	18,206,594	837,077	22,026,456
2008	3,995,942	17,055,982	806,840	21,858,764
2022	2,908,872	18,096,245	830,023	21,835,140

### NFL'S TOP 10 PAID ATTENDANCE WEEKENDS

Weekend	Games	Attendance
Sept. 28, Oct. 1-2, 2023	16	1,139,533
Sept. 8, 11-12, 2005	16	1,115,018
Dec. 6, 9-10, 2007	16	1,113,376
Nov. 20-21, 2005	16	1,112,555
Dec. 27-28, 2003	16	1,106,818
Nov. 19-20, 2006	16	1,106,739
Oct. 26, 29-30, 2023	16	1,106,079
Sept. 23-24, 2007	16	1,103,570
Dec. 24-26, 2005	16	1,102,701
Sept. 7, 10-11, 2006	16	1,102,102

### NFL'S TOP 10 TEAM SINGLE-SEASON HOME PAID ATTENDANCE TOTALS

Year	Club	Games	Attendance
2007	Washington Redskins	8	711,471
2008	Washington Redskins	8	710,049
2006	Washington Redskins	8	708,952
2004	Washington Redskins	8	707,920
2005	Washington Redskins	8	707,614
2023	Dallas Cowboys	8	692,692
2021	Dallas Cowboys	8	691,390
2017	Dallas Cowboys	8	686,833
2009	Washington Redskins	8	681,703
2010	Washington Redskins	8	680,966

# PAID ATTENDANCE

## NFL PAID ATTENDANCE

Year	Regular Season	Average	Postseason	Total
2023	#18,206,594 (272 games)	66,345	837,077	#19,043,671
2022	18,096,245 (271 games@)	66,776	830,023	18,926,268
2021	17,511,681 (272 games+)	64,381	849,555	18,361,236
2020%	1,004,097 (256 games)	3,922	81,674	1,085,771
2019	16,382,231 (256 games)	63,993	825,897	17,208,128
2018	16,428,195 (256 games)	64,173	863,211	17,291,406
2017	16,423,853 (256 games)	64,156	807,498	17,231,351
2016	17,081,672 (256 games)	66,725	851,548	17,933,220
2015	16,774,160 (256 games)	65,524	795,438	17,569,598
2014	16,928,403 (255 games****)	66,386	842,309	17,770,712
2013	16,837,676 (256 games)	65,772	822,651	17,660,327
2012	16,658,950 (256 games)	65,074	821,433	17,480,383
2011	16,562,706 (256 games)	64,698	828,457	17,391,163
2010	16,569,514 (255 games****)	64,978	800,426	17,369,940
2009	16,651,126 (256 games)	65,043	823,882	17,475,008
2008	17,055,982 (256 games)	66,625	806,840	17,862,822
2007	17,345,205 (256 games)	#67,755	792,019	18,137,224
2006	17,340,879 (256 games)	67,738	775,551	18,116,430
2005	17,012,453 (256 games)	66,455	802,255	17,814,708
2004	17,000,811 (256 games)	66,409	788,965	17,789,776
2003	16,913,584 (255 games***)	66,328	805,546	17,719,130
2002	16,833,310 (256 games)	65,755	781,944	17,615,254
2001	16,166,258 (248 games)	65,187	766,905	16,933,163
2000	16,387,289 (248 games)	66,078	809,132	17,196,421
1999	16,206,640 (248 games)	65,349	793,759	17,000,399
1998	15,364,873 (240 games)	64,020	822,885	16,187,758
1997	14,967,314 (240 games)	62,364	801,879	15,769,193
1996	14,612,417 (240 games)	60,885	769,310	15,381,727
1995	15,043,562 (240 games)	62,682	790,906	15,834,468
1994	14,030,435 (224 games)	62,636	779,738	14,810,173
1993	13,966,843 (224 games)	62,352	814,607	14,781,450
1992	13,828,887 (224 games)	61,736	815,910	14,644,797
1991	13,841,459 (224 games)	61,792	813,247	14,654,706
1990	13,959,896 (224 games)	62,321	847,543	14,807,439
1989	13,625,662 (224 games)	60,829	685,771	14,311,433
1988	13,539,848 (224 games)	60,446	658,317	14,198,165
1987	11,406,166 (210 games**)	54,315	656,977	12,063,143
1986	13,588,551 (224 games)	60,663	734,002	14,322,553
1985	13,345,047 (224 games)	59,567	710,768	14,055,815
1984	13,398,112 (224 games)	59,813	665,194	14,063,306
1983	13,277,222 (224 games)	59,273	675,513	13,952,735
1982	7,367,438 (126 games*)	58,472	#1,033,153	8,400,591
1981	13,606,990 (224 games)	60,745	637,763	14,244,753
1980	13,392,230 (224 games)	59,787	624,430	14,016,660
1979	13,182,039 (224 games)	58,848	630,326	13,812,365
1978	12,771,800 (224 games)	57,017	624,388	13,396,188
1977	11,018,632 (196 games)	56,218	534,925	11,553,557
1976	11,070,543 (196 games)	56,482	492,884	11,563,427
1975	10,213,193 (182 games)	56,116	475,919	10,689,112
1974	10,236,322 (182 games)	56,244	438,664	10,674,986
1973	10,730,933 (182 games)	58,961	525,433	11,256,366
1972	10,445,827 (182 games)	57,395	483,345	10,929,172
1971	10,076,035 (182 games)	55,363	483,891	10,559,926
1970	9,533,333 (182 games)	52,381	458,493	9,991,826
1969	6,096,127 (112 games) NFL	54,430	162,279	6,258,406
	2,843,373 (70 games) AFL	40,620	167,088	3,010,461
1968	5,882,313 (112 games) NFL	52,521	215,902	6,098,215
	2,635,004 (70 games) AFL	37,643	114,438	2,749,442
1967	5,938,924 (112 games) NFL	53,026	166,208	6,105,132
	2,295,697 (63 games) AFL	36,439	53,330	2,349,027
1966	5,337,044 (105 games) NFL	50,829	74,152	5,411,196
	2,160,369 (63 games) AFL	34,291	42,080	2,202,449
1965	4,634,021 (98 games) NFL	47,286	100,304	4,734,325
	1,782,384 (56 games) AFL	31,828	30,361	1,812,745
1964	4,563,049 (98 games) NFL	46,562	79,544	4,642,593
	1,447,875 (56 games) AFL	25,855	40,242	1,488,117
1963	4,163,643 (98 games) NFL	42,486	45,801	4,209,444

## PAID ATTENDANCE/SCORING

Year	Regular Season		Average	Postseason	Total
1962	1,208,697 (56 games)	AFL	21,584	63,171	1,271,868
	4,003,421 (98 games)	NFL	40,851	64,892	4,068,313
	1,147,302 (56 games)	AFL	20,487	37,981	1,185,283
1961	3,986,159 (98 games)	NFL	40,675	39,029	4,025,188
	1,002,657 (56 games)	AFL	17,904	29,556	1,032,213
1960	3,128,296 (78 games)	NFL	40,106	67,325	3,195,621
	926,156 (56 games)	AFL	16,538	32,183	958,339
1959	3,140,000 (72 games)		43,617	57,545	3,197,545
1958	3,006,124 (72 games)		41,752	123,659	3,129,783
1957	2,836,318 (72 games)		39,393	119,579	2,955,897
1956	2,551,263 (72 games)		35,434	56,836	2,608,099
1955	2,521,836 (72 games)		35,026	85,693	2,607,529
1954	2,190,571 (72 games)		30,425	43,827	2,234,398
1953	2,164,585 (72 games)		30,064	54,577	2,219,162
1952	2,052,126 (72 games)		28,502	97,507	2,149,633
1951	1,913,019 (72 games)		26,570	57,522	1,970,541
1950	1,977,753 (78 games)		25,356	136,647	2,114,400
1949	1,391,735 (60 games)		23,196	27,980	1,419,715
1948	1,525,243 (60 games)		25,421	36,309	1,561,552
1947	1,837,437 (60 games)		30,624	66,268	1,903,705
1946	1,732,135 (55 games)		31,493	58,346	1,790,481
1945	1,270,401 (50 games)		25,408	32,178	1,302,579
1944	1,019,649 (50 games)		20,393	46,016	1,065,665
1943	969,128 (40 games)		24,228	71,315	1,040,443
1942	887,920 (55 games)		16,144	36,006	923,926
1941	1,108,615 (55 games)		20,157	55,870	1,164,485
1940	1,063,025 (55 games)		19,328	36,034	1,099,059
1939	1,071,200 (55 games)		19,476	32,279	1,103,479
1938	937,197 (55 games)		17,040	48,120	985,317
1937	963,039 (55 games)		17,510	15,878	978,917
1936	816,007 (54 games)		15,111	29,545	845,552
1935	638,178 (53 games)		12,041	15,000	653,178
1934	492,684 (60 games)		8,211	35,059	527,743

### # Record

\*Players' 57-day strike reduced 224-game schedule to 126 games.

\*\*Players' 24-day strike reduced 224-game schedule to 210 games.

\*\*\*The Week 8 Miami at San Diego game is not included. The game was moved to Arizona due to the San Diego wildfires and tickets were distributed at no charge.

\*\*\*\*The Week 14 N.Y. Giants at Minnesota game is not included. The game was moved to Detroit due to a Minneapolis blizzard. Original game tickets were cross-honored at Ford Field. Remaining tickets were distributed at no charge.

\*\*\*\*\*The Week 12 N.Y. Jets at Buffalo game is not included. The game was moved to Detroit due to a Buffalo blizzard.

%The 2020 season was played during the COVID-19 pandemic.

+The Week 1 Green Bay at New Orleans game was moved to Jacksonville due to Hurricane Ida. Paid attendance was 29,861.

@In 2022, the Week 11 Cleveland at Buffalo game was relocated to Detroit due to a Buffalo blizzard. Paid attendance was 52,186. Also, the Week 17 Buffalo at Cincinnati game was cancelled in the first quarter. Paid attendance is not included.

### NFL'S HIGHEST-SCORING WEEKENDS

Point Total	Date	Week of Season
859	Dec. 5, 8-9, 2013	14th
853	Sept. 17, 20-21, 2020	Second
844	Dec. 12, 15-16, 2013	15th
838	Jan. 3, 2021	17th
837	Nov. 20-24, 2008	12th
835	Sept. 24, 27-28, 2020	Third
830	Dec. 17, 19-21, 2020	15th
825	Dec. 22, 24-26, 2016	16th
817	Jan. 8-9, 2022	18th
813	Dec. 5, 8-9, 2019	14th
801	Oct. 7-11, 2021	Fifth
801	Sept. 27, Sept. 30-Oct. 1, 2018	Fourth



# History

Pro Football Hall of Fame, Enshrinee Biographies .....	346
Pro Football Hall of Fame, Enshrinees by Year of Induction .....	362
Chronology of Professional Football .....	363
Past NFL Standings.....	387
All-Time Team vs. Team Results .....	419
Super Bowl Standings/Most Valuable Players .....	509
Super Bowl Game Results/Game LV Summary .....	510
Playoff Game Summaries.....	512
Sunday Night Won-Loss Records .....	524
Monday Night Won-Loss Records .....	526
Monday Night Football Individual Records .....	528
International Games .....	530
Kickoff Weekend, NFL Opening .....	531
Thanksgiving Day Football Results .....	532
Thanksgiving Day Individual Records.....	535
Interconference Games.....	536
Walter Payton Award.....	537
Associated Press NFL Most Valuable Players .....	538
Associated Press Awards.....	540
Pro Football Hall of Fame Awards.....	542
Pro Football Writers of America Awards .....	542
Number-One Draft Choices.....	544
First-Round Selections .....	546

## PRO FOOTBALL HALL OF FAME

From its humble beginnings in 1963 to today, the Pro Football Hall of Fame has grown in both size and stature. Recognized worldwide as America's premier sports Hall of Fame, it is doubtful that even the most optimistic of those who led the drive to bring the Hall of Fame to Canton, Ohio, could have envisioned the successes it would realize.

An exhilarating museum and attraction, the Hall of Fame pays tribute to the talents and triumphs of pro football's greatest stars. Chronicled within the walls of the Hall of Fame are the stories and circumstances of play that bring to life words such as courage, dedication, vision, fair play, integrity and excellence.

The Pro Football Hall of Fame has welcomed over 10 million fans. Each year, visitors travel from each of the 50 states in the United States and from upwards of 70 foreign countries to tour the Hall of Fame.

Today, the Hall of Fame reaches tens of millions of additional football fans each year through broad outreach such as national televised events, an in-depth website, educational and youth programs, social media, traveling exhibits, and special events held around the country.

The Pro Football Hall of Fame works collaboratively with the pro football family - the National Football League, the 32 NFL clubs, and other entities. The cooperative efforts of all of these organizations have contributed greatly to the overall success of the Pro Football Hall of Fame. In turn, the Hall strives to serve as the best possible historical showplace and repository for the sport of pro football.

The Hall of Fame is a 501(c)(3) not-for-profit educational institution guided by its Mission to "Honor the Greatest of the Game, Preserve its History, Promote its Values & Celebrate Excellence Together."

A 50-member Selection Committee of media representatives, elects new members to the Pro Football Hall of Fame. The year-round selection process culminates with the election of no fewer than four or no more than nine new members each year. An affirmative vote of 80 percent is needed for election.

The charter class of 17 enshrinees was elected in 1963 and the honor roll now stands at 378 (183 living as of June 3, 2024) with the election of a seven-man class in 2024.

### ROSTER OF MEMBERS

#### HERB ADDERLEY

Cornerback. 6-0, 205. Born in Philadelphia, Pa., June 8, 1939. Died Oct. 30, 2020. Michigan State. Inducted in 1980. 1961-69 Green Bay Packers, 1970-72 Dallas Cowboys. **Highlights:** 48 interceptions, seven touchdowns. Played in four Super Bowls, five Pro Bowls.

#### TROY AIKMAN

Quarterback. 6-4, 219. Born in West Covina, Calif., Nov. 21, 1966. Oklahoma, UCLA. Inducted in 2006. 1989-2000 Dallas Cowboys. **Highlights:** His 90 wins in 1990s made him winningest quarterback in that decade. Led Cowboys to three Super Bowl wins. Passed for 32,942 yards, 165 touchdowns. Named to six Pro Bowls.

#### GEORGE ALLEN

Coach. Born in Detroit, Mich., April 29, 1918. Died Dec. 31, 1990. Alma College, Eastern Michigan, Marquette, Michigan. Inducted in 2002. 1966-70 Los Angeles Rams, 1971-77 Washington Redskins. **Highlights:** 118-54-5 overall record. Never suffered a losing season, and ranked 10th in coaching victories at time of retirement.

#### LARRY ALLEN

Guard-tackle. 6-3, 325. Born in Los Angeles, Calif., Nov. 27, 1971. Died June 2, 2024. Inducted in 2013. 1994-2005 Dallas Cowboys, 2006-07 San Francisco 49ers. **Highlights:** Named first-team All-Pro seven straight seasons. Elected to 11 Pro Bowls. Member of NFL's All-Decade Teams of 1990s and 2000s.

#### MARCUS ALLEN

Running back. 6-2, 210. Born in San Diego, Calif., March 26, 1960. Southern California. Inducted in 2003. 1982-92 Los Angeles Raiders, 1993-97 Kansas City Chiefs. **Highlights:** First player in NFL history to tally 10,000 rushing yards and 5,000 receiving yards. MVP, Super Bowl XVIII.

#### LANCE ALWORTH

Wide receiver. 6-0, 184. Born in Houston, Texas, Aug. 3, 1940. Arkansas. Inducted in 1978. 1962-70 San Diego Chargers, 1971-72 Dallas Cowboys. **Highlights:** 542 receptions for 10,266 yards, 85 touchdowns. All-AFL seven times, seven All-Star games.

#### MORTEN ANDERSEN

Kicker. 6-2, 218. Born in Struer, Denmark, Aug. 19, 1960. Michigan State. Inducted in 2017. 1982-94 New Orleans Saints, 1995-2000, 2006-07 Atlanta Falcons, 2001 New York Giants, 2002-03 Kansas City Chiefs, 2004 Minnesota Vikings. **Highlights:** Set NFL records for career points (2,544), most field goals (565), games played (382).

#### DOUG ATKINS

Defensive end. 6-8, 275. Born in Humboldt, Tenn., May 8, 1930. Tennessee. Died Dec. 30, 2015. Inducted in 1982. 1953-54 Cleveland Browns, 1955-66 Chicago Bears, 1967-69 New Orleans Saints. **Highlights:** Eight Pro Bowls, All-NFL four times. Played for 17 years, 205 games.

#### STEVE ATWATER

Safety. 6-3, 218. Born in Chicago, Ill., Oct. 28, 1966. Arkansas. Inducted in 2020. 1989-98 Denver Broncos, 1999 New York Jets. **Highlights:** Totaled more than 1,000 career tackles. 24 career interceptions. Voted to eight Pro Bowls.

#### MORRIS (RED) BADGRO

End. 6-0, 190. Born in Orillia, Wash., Dec. 1, 1902. Died July 13, 1998. Southern California. Inducted in 1981. 1927-28 New York Yankees, 1930-35 New York Giants, 1936 Brooklyn Dodgers. **Highlights:** First- or second-team All-NFL four times. Scored first touchdown in NFL Championship Game series.

#### CHAMP BAILEY

Cornerback. 6-0, 192. Born in Fort Campbell, Ky., June 22, 1978. Georgia. Inducted in 2019. 1999-2003 Washington Redskins, 2004-13 Denver Broncos. **Highlights:** Amassed 52 career interceptions returned for 464 yards and four TDs. Voted to 12 Pro Bowls.

#### RONDÉ BARBER

Cornerback-Safety. 5-10, 186. Born April 7, 1975, in Montgomery County, Va. Virginia. Inducted in 2023. 1997-2012 Tampa Bay Buccaneers. **Highlights:** Only player in NFL history with at least 45 interceptions and 25 sacks. Three-time All-Pro. Selected to five Pro Bowls. Member of NFL's All-Decade Team of the 2000s.

#### LEM BARNEY

Cornerback. 6-0, 190. Born in Gulfport, Miss., Sept. 8, 1945. Jackson State. Inducted in 1992. 1967-77 Detroit Lions. **Highlights:** 56 interceptions for 1,077 yards, 11 touchdowns (7 defensive, 4 special teams). Seven Pro Bowls, All-NFL/NFC four times.

#### CLIFF BATTLES

Halfback. 6-1, 195. Born in Akron, Ohio, May 1, 1910. Died April 28, 1981. West Virginia Wesleyan. Inducted in 1968. 1932 Boston Braves, 1933-36 Boston Redskins, 1937 Washington Redskins. **Highlights:** NFL rushing champion 1932, 1937. First to gain more than 200 yards in a game, 1933.

#### SAMMY BAUGH

Quarterback. 6-2, 180. Born in Temple, Texas, March 17, 1914. Died Dec. 17, 2008. TCU. Inducted in 1963. 1937-52 Washington Redskins. **Highlights:** Charter enshrinee. Six-time NFL passing leader. NFL passing, punting, interception champ, 1943.

#### BOBBY BEATHARD

Contributor. Born in Zanesville, Ohio, Jan. 24, 1937. Died Jan. 30, 2023. Cal Poly-San Luis Obispo. Inducted in 2018. 1966-67 Kansas City Chiefs, 1968-71 Atlanta Falcons, 1972-77 Miami Dolphins, 1978-88 Washington Redskins, 1990-99 San Diego Chargers. **Highlights:** Noted for his adept eye for talent. Integral part of Miami's first two Super Bowl teams. As Redskins general manager, team made five playoff appearances in six-season span, including two Super Bowl titles. Guided San Diego to first Super Bowl appearance.

#### CHUCK BEDNARIK

Center-linebacker. 6-3, 230. Born in Bethlehem, Pa., May 1, 1925. Died March 21, 2015. Pennsylvania. Inducted in 1967. 1949-62 Philadelphia Eagles. **Highlights:** Eight Pro Bowls. Missed three games in 14 years. Named NFL all-time center, 1969.

#### BERT BELL

Team owner. Commissioner. Born in Philadelphia, Pa., Feb. 25, 1895. Died Oct. 11, 1959. Pennsylvania. Inducted in 1963. 1933-40 Philadelphia Eagles, 1941-42 Pittsburgh Steelers, 1943 Phil-Pitt, 1944 Card-Pitt, 1945-46 Pittsburgh Steelers. Commissioner, 1946-59. **Highlights:** Charter enshrinee. Built NFL image as commissioner, 1946-1959. Set up long-term television policies.

**BOBBY BELL**

Linebacker. 6-4, 225. Born in Shelby, N.C., June 17, 1940. Minnesota. Inducted in 1983. 1963-74 Kansas City Chiefs. **Highlights:** 26 interceptions. All-AFL/AFC eight times. Nine career touchdowns, one on onside-kick return.

**RAYMOND BERRY**

End. 6-2, 187. Born in Corpus Christi, Texas, Feb. 27, 1933. Southern Methodist. Inducted in 1973. 1955-67 Baltimore Colts. **Highlights:** 631 receptions for 9,275 yards, 68 touchdowns. Set NFL title game mark with 12 catches for 178 yards, 1958.

**ELVIN BETHEA**

Defensive end. 6-2, 260. Born in Trenton, N.J., March 1, 1946. North Carolina A&T. Inducted in 2003. 1968-83 Houston Oilers. **Highlights:** Led team in sacks six times. Elected to eight Pro Bowls. Played for 16 years, 210 games.

**JEROME BETTIS**

Running back. 5-11, 243. Born in Detroit, Mich., Feb. 16, 1972. Notre Dame. Inducted in 2015. 1993-95 Los Angeles/St. Louis Rams, 1996-2005 Pittsburgh Steelers. **Highlights:** Ranked fifth all-time with 13,662 career rushing yards at retirement. Voted to six Pro Bowls.

**CHARLES W. BIDWILL SR.**

Team owner. Born in Chicago, Ill., Sept. 16, 1895. Died April 19, 1947. Loyola of Chicago. Inducted in 1967. 1933-43 Chicago Cardinals, 1944 Card-Pitt, 1945-47 Chicago Cardinals. **Highlights:** Guiding light for NFL during depression years. Built famous "Dream Backfield."

**FRED BILETNIKOFF**

Wide receiver. 6-1, 190. Born in Erie, Pa., Feb. 23, 1943. Florida State. Inducted in 1988. 1965-78 Oakland Raiders. **Highlights:** 589 receptions for 8,974 yards, 76 touchdowns. 40 catches 10 straight years. MVP, Super Bowl XI.

**GEORGE BLANDA**

Quarterback-kicker. 6-2, 215. Born in Youngwood, Pa., Sept. 17, 1927. Died Sept. 27, 2010. Kentucky. Inducted in 1981. 1949-58 Chicago Bears, 1950 Baltimore Colts, 1960-66 Houston Oilers, 1967-75 Oakland Raiders. **Highlights:** 2,002 career points. 26-season, 340-game career longest in NFL history at retirement.

**MEL BLOUNT**

Cornerback. 6-3, 205. Born in Vidalia, Ga., April 10, 1948. Southern University. Inducted in 1989. 1970-83 Pittsburgh Steelers. **Highlights:** 57 interceptions for 736 yards. NFL defensive MVP, 1975. Started in four Super Bowl victories.

**TONY BOSELLI**

Tackle. 6-7, 324. Born in Modesto, California, April 17, 1972. Southern California. Inducted in 2022. 1995-2001 Jacksonville Jaguars. **Highlights:** Anchored offensive line that helped team to four straight playoff appearances from 1996-99. Named First-Team All-Pro three consecutive seasons. Selected to the NFL's All-Decade Team of the 1990s despite only playing in half of the decade.

**PAT BOWLEN**

Team owner. Born in Prairie du Chien, Wis., Feb. 18, 1944. Died June 13, 2019. Oklahoma. Inducted in 2019. 1984-2019 Denver Broncos. **Highlights:** Shaped the Broncos into one of the most storied franchises in NFL history. More than 350 victories, seven Super Bowl appearances during his ownership.

**TERRY BRADSHAW**

Quarterback. 6-3, 210. Born in Shreveport, La., September 2, 1948. Louisiana Tech. Inducted in 1989. 1970-83 Pittsburgh Steelers. **Highlights:** 27,989 yards passing, 212 touchdowns. MVP in Super Bowls XIII, XIV.

**CLIFF BRANCH**

Wide Receiver. 5-11, 170. Born in Houston, Texas, Aug. 1, 1948. Died Aug. 3, 2019. Warton County (Texas) Junior College; Colorado. Inducted in 2022. 1972-85 Oakland/Los Angeles Raiders. **Highlights:** Career stats include 501 catches for 6,865 yards and 67 touchdowns in 182 regular-season games. Three Super Bowl appearances – XI, XV and XVIII – with a victory in each.

**GIL BRANDT**

Contributor. Born in Milwaukee, Wis., March 4, 1933. Died Aug. 31, 2023. Wisconsin. Inducted in 2019. 1960-88 Dallas Cowboys, 1995-present National Football League. **Highlights:** Developed innovative scouting and management of personnel systems. Built Cowboys roster, which had winning records in 20 consecutive seasons. Serves as resident historian for NFL.com.

**ROBERT BRAZILE**

Linebacker. 6-4, 241. Born in Mobile, Ala., Feb. 7, 1953. Jackson State. Inducted in 2018. 1975-84 Houston Oilers. **Highlights:** Defensive Rookie of the Year, 1975. All-Pro five straight seasons, 1976-1980. Selected to seven Pro Bowls. Named to NFL's All-Decade Team of 1970s.

**DERRICK BROOKS**

Linebacker. 6-0, 232. Born in Pensacola, Fla., April 18, 1973. Florida State. Inducted in 2014. 1995-2008 Tampa Bay Buccaneers. **Highlights:** Never missed a game. NFL Defensive Player of the Year in 2002. Named to NFL's All-Decade Team of 2000s.

**BOB (BOOMER) BROWN**

Tackle. 6-4, 280. Born in Cleveland, Ohio, Dec. 8, 1941. Died May 18, 2023. Nebraska. Inducted in 2004. 1964-68 Philadelphia Eagles, 1969-70 Los Angeles Rams, 1971-73 Oakland Raiders. **Highlights:** All-NFL seven of 10 seasons, six Pro Bowls. Named to 1960s All-Decade Team.

**JIM BROWN**

Fullback. 6-2, 228. Born in St. Simons, Ga., Feb. 17, 1936. Died May 18, 2023. Syracuse. Inducted in 1971. 1957-65 Cleveland Browns. **Highlights:** 12,312 yards rushing, 756 points. Led NFL rushers eight years. Nine consecutive Pro Bowls.

**PAUL BROWN**

Coach. Born in Norwalk, Ohio, Sept. 7, 1908. Died Aug. 5, 1991. Miami (Ohio). Inducted in 1967. 1946-49 Cleveland Browns (AAFC), 1950-62 Cleveland Browns. **Highlights:** Built Cleveland dynasty with 167-53-8 record, four AAFC titles, three NFL crowns. Returned to coaching with Cincinnati Bengals after induction, 1968-75.

**ROOSEVELT BROWN**

Tackle. 6-3, 255. Born in Charlottesville, Va., Oct. 20, 1932. Died June 9, 2004. Morgan State. Inducted in 1975. 1953-65 New York Giants. **Highlights:** All-NFL eight consecutive years, nine Pro Bowls. NFL's lineman of year, 1956.

**TIM BROWN**

Wide receiver-kick returner-punt returner. 6-0, 195. Born in Dallas, Texas, July 22, 1966. Notre Dame. Inducted in 2015. 1988-2003 Los Angeles/Oakland Raiders, 2004 Tampa Bay Buccaneers. **Highlights:** At retirement, 14,934 career receiving yards were second all-time; 1,094 receptions were third; and 100 touchdown catches were tied for third.

**WILLIE BROWN**

Cornerback. 6-1, 210. Born in Yazoo City, Miss., Dec. 2, 1940. Died Oct. 22, 2019. Grambling. Inducted in 1984. 1963-66 Denver Broncos, 1967-78 Oakland Raiders. **Highlights:** 54 interceptions for 472 yards. Scored on 75-yard interception in Super Bowl XI.

**ISAAC BRUCE**

Wide receiver. 6-1, 184. Born in Ft. Lauderdale, Fla., Nov. 10, 1972. Memphis. Inducted in 2020. 1994-2007 Los Angeles/St. Louis Rams, 2008-09 San Francisco 49ers. **Highlights:** Career total 1,024 receptions for 15,208 yards and 91 TDs. 12 seasons with 50-or-more catches.

**BUCK BUCHANAN**

Defensive tackle. 6-7, 274. Born in Gainesville, Ala., Sept. 10, 1940. Died July 16, 1992. Grambling. Inducted in 1990. 1963-75 Kansas City Chiefs. **Highlights:** Led Chiefs defensive efforts in Super Bowl I, IV. Did not miss a game in 13 years.

**NICK BUONICONTI**

Linebacker. 5-11, 220. Born in Springfield, Mass., Dec. 15, 1940. Died July 30, 2019. Notre Dame. Inducted in 2001. 1962-68 Boston Patriots, 1969-74, 1976 Miami Dolphins. **Highlights:** All-AFL/AFC eight times. Named to AFL's All-Time Team.

**DICK BUTKUS**

Linebacker. 6-3, 245. Born in Chicago, Ill., Dec. 9, 1942. Died Oct. 5, 2023. Illinois. Inducted in 1979. 1965-73 Chicago Bears. **Highlights:** All-NFL six years, eight consecutive Pro Bowls. 27 fumble recoveries.

## PRO FOOTBALL HALL OF FAME

### JACK BUTLER

Cornerback. 6-1, 200. Born in Pittsburgh, Pa., Nov. 12, 1927. Died May 11, 2013. St. Bonaventure. Inducted in 2012. 1951-59 Pittsburgh Steelers. **Highlights:** Retired as NFL's second all-time leading interceptor with 52 career picks, returned for 827 yards, four TDs. Named to four Pro Bowls and selected to the NFL's All-Decade Team of 1950s.

### LEROY BUTLER

Safety. 6-0, 197. Born in Jacksonville, Fla., July 19, 1968. Florida State. Inducted in 2022. 1990-2001 Green Bay Packers. **Highlights:** Started at strong safety in three consecutive NFC Championship Games and Super Bowls XXXI and XXXII. Career stats: 38 interceptions for 533 yards. 20.5 career sacks and one fumble recovery for a TD. Named to NFL's All-Decade Team of the 1990s.

### EARL CAMPBELL

Running back. 5-11, 233. Born in Tyler, Texas, March 29, 1955. Texas. Inducted in 1991. 1978-84 Houston Oilers, 1984-85 New Orleans Saints. **Highlights:** 9,407 yards rushing, 74 touchdowns. 1,934 yards rushing in 1980, including four games with at least 200 yards.

### TONY CANADEO

Halfback. 5-11, 195. Born in Chicago, Ill., May 5, 1919. Died Nov. 29, 2003. Gonzaga. Inducted in 1974. 1941-44, 1946-52 Green Bay Packers. **Highlights:** Two-way player. Third player to rush for 1,000 yards in single season, 1949.

### HAROLD CARMICHAEL

Wide receiver. 6-8, 225. Born in Jacksonville, Fla., Sept. 22, 1949. Southern University. Inducted in 2020. 1971-83 Philadelphia Eagles, 1984 Dallas Cowboys. **Highlights:** Career stats: 590 receptions for 8,985 yards, 79 TDs. Registered 40-or-more catches in nine straight seasons. Selected to four Pro Bowls.

### JOE CARR

NFL president. Born in Columbus, Ohio, Oct. 23, 1879. Died May 20, 1939. Did not attend college. Inducted in 1963. President, 1921-39 National Football League. **Highlights:** Charter enshrinee. NFL co-organizer, 1920. Introduced standard player contract.

### HARRY CARSON

Linebacker. 6-2, 237. Born in Florence, S.C., Nov. 26, 1953. South Carolina State. Inducted in 2006. 1976-88 New York Giants. **Highlights:** 11 career interceptions. Named to nine Pro Bowls. Named first- or second-team All-NFL six times.

### CRIS CARTER

Wide receiver. 6-3, 202. Born in Troy, Ohio, Nov. 25, 1965. Inducted in 2013. 1987-89 Philadelphia Eagles, 1990-2001 Minnesota Vikings, 2002 Miami Dolphins. **Highlights:** Recorded eight straight 1,000-yard seasons. Career statistics include 1,101 receptions for 13,899 yards and 130 TD catches. Elected to eight Pro Bowls. Named to NFL's All-Decade Team of 1990s.

### DAVE CASPER

Tight end. 6-4, 240. Born in Bemidji, Minn., Feb. 2, 1952. Notre Dame. Inducted in 2002. 1974-80 Oakland Raiders, 1980-83 Houston Oilers, 1983 Minnesota Vikings, 1984 Los Angeles Raiders. **Highlights:** 378 receptions for 5,216 yards, 52 touchdowns. Five consecutive Pro Bowls.

### GUY CHAMBERLIN

End. Coach. 6-2, 196. Born in Blue Springs, Neb., Jan. 16, 1894. Died April 4, 1967. Nebraska. Inducted in 1965. 1919 Canton Bulldogs, 1920-21 Decatur Staleys/Chicago Staleys, player-coach 1922-23 Canton Bulldogs, 1924 Cleveland Bulldogs, 1925-26 Frankford Yellowjackets, 1927-28 Chicago Cardinals. **Highlights:** Player-coach of four NFL championship teams. Six-year coaching record of 58-16-7.

### JACK CHRISTIANSEN

Safety. 6-1, 185. Born in Sublette, Kan., Dec. 20, 1928. Died June 29, 1986. Colorado State. Inducted in 1970. 1951-58 Detroit Lions. **Highlights:** 46 interceptions. NFL interception leader, 1953, 1957. Eight punt returns for touchdowns.

### EARL (DUTCH) CLARK

Quarterback. 6-0, 185. Born in Fowler, Colo., Oct. 11, 1906. Died Aug. 5, 1978. Colorado College. Inducted in 1963. 1931-32 Portsmouth Spartans, 1934-38 Detroit Lions. **Highlights:** Charter enshrinee. NFL scoring champion three years. Led Lions to 1935 NFL title.

### GEORGE CONNOR

Tackle-linebacker. 6-3, 240. Born in Chicago, Ill., Jan. 21, 1925. Died March 31, 2003. Holy Cross, Notre Dame. Inducted in 1975. 1948-55 Chicago Bears. **Highlights:** All-NFL at three positions: T, DT, LB. All-NFL five years. Played in first four Pro Bowls.

### JIMMY CONZELMAN

Quarterback. Coach. Team owner. 6-0, 180. Born in St. Louis, Mo., March 6, 1898. Died July 31, 1970. Washington of St. Louis. Inducted in 1964. 1920 Decatur Staleys, 1921-22 Rock Island Independents, 1922-24 Milwaukee Badgers; owner-coach 1925-26 Detroit Panthers; player-coach 1927-29, coach 1930 Providence Steam Roller; coach 1940-42, 1946-48 Chicago Cardinals. **Highlights:** Player-coach of four NFL teams in 1920s. Coached Cardinals to 1947 NFL crown.

### DON CORYELL

Coach. Born Oct. 17, 1924, in Seattle. Died July 1, 2010. Washington. Inducted in 2023. 1973-77 St. Louis Cardinals, 1978-86 San Diego Chargers. **Highlights:** In 1974, earned AP NFL Coach of the Year as well as UPI and PFWA NFC Coach of the Year. Won 100 games at both collegiate (127-24-3) and professional (114-89-1) levels.

### JIMBO COVERT

Tackle. 6-4, 277. Born in Conway, Pa., March 22, 1960. Pittsburgh. Inducted in 2020. 1983-90 Chicago Bears. **Highlights:** Paved the way for a 1,000-yard rusher every season but one. Named Offensive Line-man of the Year, 1986.

### BILL COWHER

Coach. Born in Pittsburgh, Pa., May 8, 1957. North Carolina State. Inducted in 2020. 1992-2006 Pittsburgh Steelers. **Highlights:** Led Pittsburgh to two Super Bowl appearances with a victory over the Seattle Seahawks in Super Bowl XL. Overall record: 161-99-1, 619.

### LOU CREEKMUR

Tackle-guard. 6-4, 255. Born in Hopelawn, N.J., Jan. 22, 1927. Died July 5, 2009. William & Mary. Inducted in 1996. 1950-59 Detroit Lions. **Highlights:** All-NFL six times, twice at guard and four times at tackle. Selected to eight Pro Bowls and played on three NFL championship teams.

### LARRY CSONKA

Running back. 6-3, 235. Born in Stow, Ohio, Dec. 25, 1946. Syracuse. Inducted in 1987. 1968-74, 1979 Miami Dolphins, 1976-78 New York Giants. **Highlights:** 8,081 yards rushing, 68 TDs. MVP Super Bowl VIII. Only 21 fumbles in 1,891 carries and 106 receptions.

### CURLEY CULP

Defensive tackle. 6-2, 265. Born in Yuma, Ariz., March 10, 1946. Died Nov. 27, 2021. Arizona State. Inducted in 2013. 1968-74 Kansas City Chiefs, 1974-80 Houston Oilers, 1980-81 Detroit Lions. **Highlights:** Started in three AFL/AFC Championship Games and Super Bowl IV. Named to six Pro Bowls. Defensive Player of the Year in 1975.

### AL DAVIS

Coach-commissioner-team owner. Born in Brockton, Mass., July 4, 1929. Died Oct. 8, 2011. Wittenberg, Syracuse. Inducted in 1992. 1963-81, 1995-2011 Oakland Raiders, 1982-94 Los Angeles Raiders, 1966 American Football League. **Highlights:** Only person to serve in pros as personnel assistant, scout, assistant coach, head coach, general manager, commissioner, team owner/CEO.

### TERRELL DAVIS

Running back. 5-11, 206. Born in San Diego, Calif., Oct. 28, 1972. Long Beach State, Georgia. Inducted in 2017. 1995-2001 Denver Broncos. **Highlights:** Three-time All-Pro selection. Rushed for 7,607 yards, 60 TDs in just 78 career games. Rushed for 2,008 yards in 1998 to earn NFL MVP. Super Bowl MVP, XXXII.

### WILLIE DAVIS

Defensive end. 6-3, 245. Born in Lisbon, La., July 24, 1934. Died April 15, 2020. Grambling. Inducted in 1981. 1958-59 Cleveland Browns, 1960-69 Green Bay Packers. **Highlights:** All-NFL five seasons, five Pro Bowls. Did not miss game in 12-year career.

**BRIAN DAWKINS**

Safety. 5-11, 200. Born in Jacksonville, Fla., Oct. 13, 1973. Clemson. Inducted in 2018. 1996-2008 Philadelphia Eagles, 2009-11 Denver Broncos. **Highlights:** Eagles' Defensive MVP five times. All-Pro five seasons. Nine Pro Bowls. Voted to the NFL's All-Decade Team of the 2000s. Intercepted pass in 15 straight seasons.

**DERMONTTI DAWSON**

Center. 6-2, 288. Born in Lexington, Ky., June 17, 1965. Kentucky. Inducted in 2012. 1988-2000 Pittsburgh Steelers. **Highlights:** Played in 170 straight games. First-team All-Pro in six consecutive seasons. Voted to seven straight Pro Bowls. Member of the NFL's All-Decade Team of the 1990s.

**LEN DAWSON**

Quarterback. 6-0, 190. Born in Alliance, Ohio, June 20, 1935. Died Aug. 24, 2022. Purdue. Inducted in 1987. 1957-59 Pittsburgh Steelers, 1960-61 Cleveland Browns, 1962 Dallas Texans, 1963-75 Kansas City Chiefs. **Highlights:** 28,711 yards passing, 239 TDs. Four AFL passing crowns. MVP, Super Bowl IV.

**FRED DEAN**

Defensive end. 6-3, 230. Born in Arcadia, La., Feb. 24, 1952. Died Oct. 14, 2020. Louisiana Tech. Inducted in 2008. 1975-81 San Diego Chargers, 1981-85 San Francisco 49ers. **Highlights:** Had career-high 17.5 sacks in 1983. Played on two Super Bowl championship teams with 49ers (XVI, XIX).

**EDWARD DEBARTOLO JR.**

Team owner. Born in Youngstown, Ohio, Nov. 6, 1946. Notre Dame. Inducted 2016. 1977-2000 San Francisco 49ers. **Highlights:** 49ers averaged 13 wins per season, including playoffs, from 1981-98 (not including strike-shortened '82 season). 49ers were first team to win five Super Bowls.

**JOE DELAMIELLEURE**

Guard. 6-3, 254. Born in Detroit, Mich., March 16, 1951. Michigan State. Inducted in 2003. 1973-79, 1985 Buffalo Bills, 1980-84 Cleveland Browns. **Highlights:** Selected All-Pro and All-AFC six consecutive times, 1975-1980. Named to six Pro Bowls. Played 13 years, 185 games.

**RICHARD DENT**

Defensive end. 6-5, 265. Born in Atlanta, Ga., Dec. 13, 1960. Tennessee State. Inducted in 2011. 1983-93, 1995 Chicago Bears, 1994 San Francisco 49ers, 1996 Indianapolis Colts, 1997 Philadelphia Eagles. **Highlights:** Named MVP of Super Bowl XX. Had double-digit sack totals 10 times. Recorded 137.5 career sacks, third most at time of retirement. Named first- or second-team All-NFL four times, voted to four Pro Bowls.

**ERIC DICKERSON**

Running back. 6-3, 220. Born in Sealy, Texas, Sept. 2, 1960. Southern Methodist. Inducted in 1999. 1983-87 Los Angeles Rams, 1987-91 Indianapolis Colts, 1992 Los Angeles Raiders, 1993 Atlanta Falcons. **Highlights:** Rushed for 13,259 career yards, including an NFL record 2,105 yards in 1984. All-Pro five times, six Pro Bowls.

**DAN DIERDORF**

Tackle. 6-3, 290. Born in Canton, Ohio, June 29, 1949. Michigan. Inducted in 1996. 1971-1983 St. Louis Cardinals. **Highlights:** All-Pro five times, played in six Pro Bowls, named NFL's best blocker three times.

**BOBBY DILLON**

Safety. 6-1, 180. Born in Temple, Texas, Feb. 23, 1930. Died Aug. 22, 2019. Texas. Inducted in 2020. 1952-59 Green Bay Packers. **Highlights:** 52 career interceptions for 976 yards and five TDs. First-Team All-NFL five straight seasons, 1954-58. Registered nine interceptions three times (1953, 1955, 1957).

**MIKE DITKA**

Tight end. 6-3, 225. Born in Carnegie, Pa., Oct. 18, 1939. Pittsburgh. Inducted in 1988. 1961-66 Chicago Bears, 1967-68 Philadelphia Eagles, 1969-72 Dallas Cowboys. **Highlights:** 427 receptions for 5,812 yards, 43 touchdowns. First tight end selected to Hall of Fame. Five consecutive Pro Bowls.

**CHRIS DOLEMAN**

Defensive end-linebacker. 6-5, 270. Born in Indianapolis, Ind., Oct. 16, 1961. Died Jan. 28, 2020. Pittsburgh. Inducted in 2012. 1985-93, 1999 Minnesota Vikings, 1994-95 Atlanta Falcons, 1996-98 San Francisco 49ers. **Highlights:** Career sack total of 150.5 was fourth best all-time at retirement. Recorded 10-or-more sacks in a season eight times. Led NFL with 21 sacks, 1989, one short of season record at time. Voted to eight Pro Bowls.

**ART DONOVAN**

Defensive tackle. 6-3, 265. Born in Bronx, N.Y., June 5, 1925. Died Aug. 4, 2013. Boston College. Inducted in 1968. 1950 Baltimore Colts, 1951 New York Yanks, 1952 Dallas Texans, 1953-61 Baltimore Colts. **Highlights:** Five Pro Bowls. Vital part of Baltimore's climb to powerhouse status in 1950s.

**TONY DORSETT**

Running back. 5-11, 184. Born in Rochester, Pa., April 7, 1954. Pittsburgh. Inducted in 1994. 1977-87 Dallas Cowboys, 1988 Denver Broncos. **Highlights:** 12,739 yards rushing, 398 receptions, 91 touchdowns. Ran record 99 yards for touchdown vs. Minnesota, Jan., 1983.

**JOHN (PADDY) DRISCOLL**

Quarterback. 5-11, 160. Born in Evanston, Ill., Jan. 11, 1895. Died June 29, 1968. Northwestern. Inducted in 1965. 1919 Hammond Pros, 1920 Decatur Staleys, 1920-25 Chicago Cardinals, 1926-29 Chicago Bears. **Highlights:** All-NFL seven times. Drop-kicked record four field goals in one game, 1925.

**BILL DUDLEY**

Halfback. 5-10, 182. Born in Bluefield, Va., Dec. 24, 1921. Died Feb. 4, 2010. Virginia. Inducted in 1966. 1942, 1945-46 Pittsburgh Steelers, 1947-49 Detroit Lions, 1950-51, 1953 Washington Redskins. **Highlights:** Won NFL rushing, interception, punt-return titles, 1946. All-NFL 1942, 1946 and 1947.

**TONY DUNGY**

Coach. Born in Jackson, Mich., Oct. 6, 1955. Minnesota. Inducted in 2016. 1996-2001 Tampa Bay Buccaneers, 2002-08 Indianapolis Colts. **Highlights:** First African American head coach to win Super Bowl. Overall record as head coach: 148-79-0.

**KENNY EASLEY**

Safety. 6-3, 206. Born in Chesapeake, Va., Jan. 15, 1959. UCLA. Inducted in 2017. 1981-87 Seattle Seahawks. **Highlights:** Named Defensive Player of the Year in 1984. All-Pro four straight seasons, 1982-85. Career stats: 32 interceptions, 538 yards and three TDs.

**ALBERT GLEN (TURK) EDWARDS**

Tackle. 6-2, 260. Born in Mold, Wash., Sept. 28, 1907. Died Jan. 12, 1973. Washington State. Inducted in 1969. 1932 Boston Braves, 1933-36 Boston Redskins, 1937-40 Washington Redskins. **Highlights:** All-NFL 1932-34, 1936, 1937. Steamrolling blocker, smothering tackler.

**CARL ELLER**

Defensive end. 6-6, 247. Born in Winston-Salem, N.C., Jan. 25, 1942. Minnesota. Inducted in 2004. 1964-78 Minnesota Vikings, 1979 Seattle Seahawks. **Highlights:** Fixture on Vikings "Purple People Eaters" defensive line, All-Pro five times, elected to six Pro Bowls.

**JOHN ELWAY**

Quarterback. 6-3, 215. Born in Port Angeles, Wash., June 28, 1960. Stanford. Inducted in 2004. 1983-98 Denver Broncos. **Highlights:** Passed for 51,475 yards, 300 touchdowns. Named to nine Pro Bowls. NFL MVP, 1987; MVP, Super Bowl XXXIII.

**WEEB EWBANK**

Coach. Born in Richmond, Ind., May 6, 1907. Died Nov. 17, 1998. Miami (Ohio). Inducted in 1978. 1954-62 Baltimore Colts, 1963-73 New York Jets. **Highlights:** Only coach to win championships in both NFL, AFL. Led both Colts (1958 and 1959) and Jets (1968) to championships.

**ALAN FANECA**

Guard. 6-4, 322. Born in New Orleans, La., Dec. 7, 1976. LSU. Inducted in 2021. 1998-2007 Pittsburgh Steelers, 2008-09 New York Jets, 2010 Arizona Cardinals. **Highlights:** Named All-Pro (first team) six times and second team in 2003 and 2008. All-AFC seven consecutive seasons, 2001-07. Selected to nine consecutive Pro Bowls. Named to NFL's All-Decade Team of the 2000s.

**MARSHALL FAULK**

Running back. 5-10, 208. Born in New Orleans, La., Feb. 26, 1973. San Diego State. Inducted in 2011. 1994-98 Indianapolis Colts, 1999-2005 St. Louis Rams. **Highlights:** Became second player to eclipse 1,000 yards in rushing and receiving in same season when he set then-record for yards from scrimmage, 1999. NFL's MVP in 2000. Rushed for 1,000 yards in seven of first eight seasons.

## PRO FOOTBALL HALL OF FAME

### BRETT FAVRE

Quarterback. 6-2, 225. Born in Gulfport, Miss., Oct. 10, 1969. Southern Mississippi. Inducted in 2016. 1991 Atlanta Falcons, 1992-2007 Green Bay Packers, 2008 New York Jets, 2009-10 Minnesota Vikings. **Highlights:** Retired as NFL's all-time leading passer (6,300 completions; 10,169 attempts; 71,838 yards; 508 TDs). Three league MVP awards.

### TOM FAVRE

End. 6-2, 215. Born in Guadalajara, Mexico, Dec. 3, 1922. Died Jan. 4, 2000. Santa Clara, UCLA. Inducted in 1970. 1948-56 Los Angeles Rams. **Highlights:** 400 receptions for 5,397 yards, 38 touchdowns. Led NFL receivers in each of first three seasons. Had then-record 18 receptions in single game.

### JIM FINKS

Administrator. Born in St. Louis, Mo., Aug. 31, 1927. Died May 8, 1994. Tulsa. Inducted 1995. 1964-73 Minnesota Vikings, 1974-82 Chicago Bears, 1986-93 New Orleans Saints. **Highlights:** Developed Vikings, Bears, Saints—all teams with losing records—into winners.

### RAY FLAHERTY

Coach. Born in Spokane, Wash., Sept. 1, 1903. Died July 19, 1994. Gonzaga. Inducted in 1976. 1936-42 Boston/Washington Redskins, 1946-48 New York Yankees (AAFC), 1949 Chicago Hornets (AAFC). **Highlights:** 82-41-5 coaching record. Introduced screen pass in 1937 title game and platoon system.

### TOM FLORES

Coach. Born in Fresno, Calif., March 21, 1937. Fresno City Junior College, Pacific. Inducted in 2021. 1979-87 Oakland/Los Angeles Raiders, 1992-94 Seattle Seahawks. **Highlights:** Regular-season record: 97-87-0. Postseason record: 8-3. Overall record: 105-90-0. Guided Raiders to two Super Bowl championships (XV, XVIII). Named AFC Coach of the Year, 1982.

### LEN FORD

Defensive end. 6-4, 260. Born in Washington, D.C., Feb. 18, 1926. Died March 14, 1972. Morgan State, Michigan. Inducted in 1976. 1948-49 Los Angeles Dons (AAFC), 1950-57 Cleveland Browns, 1958 Green Bay Packers. **Highlights:** All-NFL five times, four Pro Bowls. Recovered 20 opponents' fumbles.

### DAN FORTMANN

Guard. 6-0, 210. Born in Pearl River, N.Y., April 11, 1916. Died May 23, 1995. Colgate. Inducted in 1965. 1936-43 Chicago Bears. **Highlights:** At 20, became youngest starter in NFL. First- or second-team All-NFL every season of career.

### DAN FOUTS

Quarterback. 6-3, 210. Born in San Francisco, Calif., June 10, 1951. Oregon. Inducted in 1993. 1973-87 San Diego Chargers. **Highlights:** 43,040 passing yards, 254 touchdowns. Six Pro Bowls, NFL MVP, 1982.

### DWIGHT FREENEY

Defensive End/Outside Linebacker. 6-1, 268. Born in Hartford, Conn., Feb. 19, 1980. Syracuse. Inducted in 2024. 2002-2012 Indianapolis Colts, 2013-14 San Diego Chargers, 2015 Arizona Cardinals, 2016 Atlanta Falcons, 2017 Seattle Seahawks, 2017 Detroit Lions. **Highlights:** Registered 125.5 sacks in 218 regular-season games over 16 seasons. Three-time AP first-team All-Pro (2004-05, 2009) and seven-time Pro Bowl selection. 2002 NFL All-Rookie Team. Member of Colts' Super Bowl XLI championship team.

### BENNY FRIEDMAN

Quarterback. 5-10, 183. Born in Cleveland, Ohio, March 18, 1905. Died Nov. 23, 1982. Michigan. Inducted in 2005. 1927 Cleveland Bulldogs, 1928 Detroit Wolverines, 1929-31 New York Giants, 1932-34 Brooklyn Dodgers. **Highlights:** NFL's first great passer. Set league mark with 20 TDs in 1929. Led NFL in TD passes each of his first four seasons.

### FRANK GATSKI

Center. 6-3, 240. Born in Farmington, W.Va., March 18, 1919. Marshall, Auburn. Died Nov. 22, 2005. Inducted in 1985. 1946-49 Cleveland Browns (AAFC), 1950-56 Cleveland Browns, 1957 Detroit Lions. **Highlights:** Never missed game in high school, college or pro football. Played 11 championship games, winning eight.

### BILL GEORGE

Linebacker. 6-2, 230. Born in Waynesburg, Pa., Oct. 27, 1929. Died Sept. 30, 1982. Wake Forest. Inducted in 1974. 1952-65 Chicago Bears, 1966 Los Angeles Rams. **Highlights:** All-NFL eight years. Eight consecutive Pro Bowls. 14 years of service, longest of any Bears player.

### JOE GIBBS

Coach. Born in Mocksville, N.C., Nov. 25, 1940. Cerritos J.C., San Diego State. Inducted in 1996. 1981-92 Washington Redskins. Also Washington head coach following induction, 2004-07. **Highlights:** 154-94-0 record in regular season, 17-7 in postseason, including four Super Bowls—winning three. Won 10-plus games nine times.

### FRANK GIFFORD

Halfback. 6-1, 195. Born in Santa Monica, Calif., Aug. 16, 1930. Died Aug. 9, 2015. Southern California. Inducted in 1977. 1952-60, 1962-64 New York Giants. **Highlights:** Starred on both offense and defense. Named to eight Pro Bowls. 1956 NFL player of the year.

### SID GILLMAN

Coach. Born in Minneapolis, Minn., Oct. 26, 1911. Died Jan. 3, 2003. Ohio State. Inducted in 1983. 1955-59 Los Angeles Rams, 1960-69, 1971 Los Angeles/San Diego Chargers, 1973-74 Houston Oilers. **Highlights:** 123-104-7 coaching record. First to win division titles in both NFL, AFL.

### TONY GONZALEZ

Tight end. 6-5, 250. Born in Torrance, Calif., Feb. 27, 1976. California. Inducted in 2019. 1997-2008 Kansas City Chiefs, 2009-13 Atlanta Falcons. **Highlights:** 14 seasons with 70-or-more catches. Ranked behind only Jerry Rice in career receptions at induction. Career statistics: 1,325 receptions for 15,127 yards, 111 TDs. Voted to 14 Pro Bowls.

### RANDY GRADISHAR

Linebacker. 6-3, 233. Born in Warren, Ohio, March 3, 1952. Ohio State. Inducted in 2024. 1974-1983 Denver Broncos. **Highlights:** Led Denver in total tackles nine consecutive seasons, 1975-1983. Named 1978 AP NFL Defensive MVP/Player of the Year. Five-time All-Pro (first team: 1977-78; second team: 1979, 1981, 1983). Member of famed "Orange Crush" defensive unit of 1970s and 1980s. Seven-time Pro Bowl selection.

### OTTO GRAHAM

Quarterback. 6-1, 195. Born in Waukegan, Ill., Dec. 6, 1921. Died Dec. 17, 2003. Northwestern. Inducted in 1965. 1946-49 Cleveland Browns (AAFC), 1950-55 Cleveland Browns. **Highlights:** 23,584 passing yards, 174 touchdowns. Guided Browns to 10 division or league crowns in 10 years.

### HAROLD (RED) GRANGE

Halfback. 6-0, 185. Born in Forksville, Pa., June 13, 1903. Died Jan. 28, 1991. Illinois. Inducted in 1963. 1925, 1929-34 Chicago Bears, 1926 New York Yankees (AFL), 1927 New York Yankees. **Highlights:** Charter enshrinee. Nicknamed "Galloping Ghost." Name produced first huge pro football crowds.

### BUD GRANT

Coach. Born in Superior, Wis., May 20, 1927. Died March 11, 2023. Minnesota. Inducted in 1994. 1967-83, 1985 Minnesota Vikings. **Highlights:** 168-108-5 coaching record. Led Vikings to 11 division championships, four Super Bowls.

### DARRELL GREEN

Cornerback. 5-8, 176. Born in Houston, Texas, Feb. 15, 1960. Texas A&I. Inducted in 2008. 1983-2002 Washington Redskins. **Highlights:** 54 interceptions, 621 yards, six TDs. Played 20 seasons. Recorded interception in NFL record 19 straight seasons. Selected to seven Pro Bowls.

### JOE GREENE

Defensive tackle. 6-4, 260. Born in Temple, Texas, Sept. 24, 1946. North Texas State. Inducted in 1987. 1969-81 Pittsburgh Steelers. **Highlights:** NFL defensive player of the year, 1972, 1974. Four-time Super Bowl champion. 10 Pro Bowls.

### KEVIN GREENE

Linebacker. 6-3, 247. Born in New York, N.Y., July 31, 1962. Died Dec. 21, 2020. Auburn. Inducted in 2016. 1985-92 Los Angeles Rams, 1993-95 Pittsburgh Steelers, 1996, 1998-99 Carolina Panthers, 1997 San Francisco 49ers. **Highlights:** 160 career sacks ranked third in NFL history at time of induction. Had double-digit sacks in 10 seasons.

### FORREST GREGG

Tackle. 6-4, 250. Born in Birthright, Texas, Oct. 18, 1933. Died April 12, 2019. Southern Methodist. Inducted in 1977. 1956, 1958-70 Green Bay Packers, 1971 Dallas Cowboys. **Highlights:** Played 188 consecutive games. Nine Pro Bowls. Played on six NFL championship teams, three Super Bowl winners.

### BOB GRIESE

Quarterback. 6-1, 190. Born in Evansville, Ind., Feb. 3, 1945. Purdue. Inducted in 1990. 1967-80 Miami Dolphins. **Highlights:** 25,092 passing yards, 192 touchdowns. Led Miami to three AFC titles, Super Bowl VII, VIII wins.

**RUSS GRIMM**

Guard. 6-3, 273. Born in Scottsdale, Pa., May 2, 1959. Pittsburgh. Inducted in 2010. 1981-91 Washington Redskins. **Highlights:** Member of famed "Hogs" offensive line, All-NFL four times, four Pro Bowls. Member of 1980s All-Decade Team.

**LOU GROZA**

Tackle-kicker. 6-3, 250. Born in Martins Ferry, Ohio, Jan. 25, 1924. Died Nov. 29, 2000. Ohio State. Inducted in 1974. 1946-49 Cleveland Browns (AAFC), 1950-59, 1961-67 Cleveland Browns. **Highlights:** 1,608 points in 21 years. Nine Pro Bowls, All-NFL six years. NFL player of the year, 1954.

**RAY GUY**

Punter. 6-3, 195. Born in Swainsboro, Ga., Dec. 22, 1949. Died Nov. 3, 2022. Southern Mississippi. Inducted in 2014. 1973-86 Oakland/Los Angeles Raiders. **Highlights:** Averaged under 40 yards only once. All-Pro six straight years. Played in seven Pro Bowls.

**JOE GUYON**

Halfback. 6-1, 180. Born in White Earth Indian Reservation, Minn., Nov. 26, 1892. Died Nov. 27, 1971. Carlisle, Georgia Tech. Inducted in 1966. 1919-20 Canton Bulldogs, 1921 Cleveland Indians, 1922-23 Oorang Indians, 1924 Rock Island Independents, 1924-25 Kansas City Cowboys, 1927 New York Giants. **Highlights:** Touchdown pass gave Giants victory over Bears to win 1927 championship.

**GEORGE HALAS**

End. Coach. Team owner. Born in Chicago, Ill., Feb. 2, 1895. Died Oct. 31, 1983. Illinois. Inducted in 1963. Player-coach 1920 Decatur Staleys, 1921 Chicago Staleys, 1922-29 Chicago Bears; coach 1933-42, 1946-1955, 1958-67 Chicago Bears. **Highlights:** Charter enshrinee. 324 coaching wins. Only person associated with NFL throughout its first 50 years. Coached Bears 40 seasons. Won six NFL titles.

**CHARLES HALEY**

Defensive end-linebacker. 6-5, 242. Born in Gladys, Va., Jan. 6, 1964. James Madison. Inducted in 2015. 1986-91, 1998-99 San Francisco 49ers, 1992-96 Dallas Cowboys. **Highlights:** Twice named NFC Defensive Player of the Year (1990, 1994). First player in NFL history to play on five winning Super Bowl teams (XXIII, XXIV, XXVII, XXVIII, XXX).

**JACK HAM**

Linebacker. 6-1, 225. Born in Johnstown, Pa., Dec. 23, 1948. Penn State. Inducted in 1988. 1971-82 Pittsburgh Steelers. **Highlights:** Won four Super Bowls, 21 opponents' fumbles recovered, 32 interceptions. Eight consecutive Pro Bowls.

**DAN HAMPTON**

Defensive tackle-defensive end. 6-5, 264. Born in Oklahoma City, Okla., Sept. 19, 1957. Arkansas. Inducted in 2002. 1979-90 Chicago Bears. **Highlights:** Versatile player earned All-Pro honors at both defensive tackle and defensive end. Named to four Pro Bowls.

**CHRIS HANBURGER**

Linebacker. 6-2, 218. Born in Fort Bragg, N.C., Aug. 13, 1941. North Carolina. Inducted in 2011. 1965-78 Washington Redskins. **Highlights:** Leader of dominant Washington defenses. Named first-team All-NFL four times in five-season span. Voted to nine Pro Bowls. Three fumble recoveries for TDs, tied for NFL record at time of his retirement.

**JOHN HANNAH**

Guard. 6-3, 265. Born in Canton, Ga., April 4, 1951. Alabama. Inducted in 1991. 1973-85 New England Patriots. **Highlights:** Renowned as premier guard of era. All-Pro 10 years, nine Pro Bowls.

**CLIFF HARRIS**

Safety. 6-0, 188. Born in Fayetteville, Ark., Nov. 12, 1948. Ouachita Baptist. Inducted in 2020. 1970-79 Dallas Cowboys. **Highlights:** Signed as free agent, 1970. Played in 21 playoff games including seven NFC Championship Games and five Super Bowls. Noted for hard-hitting style of play.

**FRANCO HARRIS**

Running back. 6-2, 225. Born in Fort Dix, N.J., March 7, 1950. Died Dec. 21, 2022. Penn State. Inducted in 1990. 1972-83 Pittsburgh Steelers, 1984 Seattle Seahawks. **Highlights:** 12,120 rushing yards, 100 total touchdowns, 1,556 rushing yards in 19 postseason games. MVP, Super Bowl IX.

**MARVIN HARRISON**

Wide receiver. 6-0, 181. Born in Philadelphia, Pa., Aug. 25, 1972. Syracuse. Inducted in 2016. 1996-2008 Indianapolis Colts. **Highlights:** Eight straight years with 1,000-plus yards receiving and 10-or-more TDs. Career numbers included 1,102 receptions, 14,580 yards and 128 touchdowns.

**BOB HAYES**

Wide receiver. 5-11, 185. Born in Jacksonville, Fla., Dec. 20, 1942. Died Sept. 18, 2002. Florida A&M. Inducted in 2009. 1965-74 Dallas Cowboys, 1975 San Francisco 49ers. **Highlights:** Olympic gold medalist with world-class speed, led Cowboys in receiving three times. 371 receptions for 7,414 yards, 71 TDs. Three Pro Bowls.

**MIKE HAYNES**

Cornerback. 6-2, 195. Born in Denison, Texas, July 1, 1953. Arizona State. Inducted in 1997. 1976-82 New England Patriots, 1983-89 Los Angeles Raiders. **Highlights:** Defensive rookie of the year. Selected to nine Pro Bowls and intercepted 46 passes, plus one pick in Super Bowl XVIII.

**ED HEALEY**

Tackle. 6-3, 220. Born in Indian Orchard, Mass., Dec. 28, 1894. Died Dec. 9, 1978. Dartmouth. Inducted in 1964. 1920-22 Rock Island Independents, 1922-27 Chicago Bears. **Highlights:** Two-way star. Perennial All-Pro with Bears.

**MEL HEIN**

Center. 6-2, 225. Born in Redding, Calif., Aug. 22, 1909. Died Jan. 31, 1992. Washington State. Inducted in 1963. 1931-45 New York Giants. **Highlights:** Charter enshrinee. 60-minute regular for 15 years. All-NFL eight consecutive years.

**TED HENDRICKS**

Linebacker. 6-7, 235. Born in Guatemala City, Guatemala, Nov. 1, 1947. Miami (Fla.). Inducted in 1990. 1969-73 Baltimore Colts, 1974 Green Bay Packers, 1975-81 Oakland Raiders, 1982-83 Los Angeles Raiders. **Highlights:** Combined to block 25 field goals, extra points and punts, 26 interceptions. Played in 215 consecutive games.

**WILBUR (PETE) HENRY**

Tackle. 6-0, 250. Born in Mansfield, Ohio, Oct. 31, 1897. Died Feb. 7, 1952. Washington & Jefferson. Inducted in 1963. 1920-23, 1925-26 Canton Bulldogs, 1927 New York Giants, 1927-28 Pottsville Maroons. **Highlights:** Charter enshrinee. Largest player of his time at 250 pounds. Bulwark of Canton's championship lines.

**ARNIE HERBER**

Quarterback. 6-0, 200. Born in Green Bay, Wis., April 2, 1910. Died Oct. 14, 1969. Wisconsin, Regis College. Inducted in 1966. 1930-40 Green Bay Packers, 1944-45 New York Giants. **Highlights:** NFL passing leader 1932, 1934, 1936. Came out of retirement to lead 1944 Giants to NFL Eastern crown.

**DEVIN HESTER**

Punt Returner/Kick Returner/Wide Receiver. 5-11, 190. Born in Riviera Beach, Fla., Nov. 4, 1982. Miami (Fla.). Inducted in 2024. 2006-2013 Chicago Bears, 2014-15 Atlanta Falcons, 2016 Baltimore Ravens, 2016 Seattle Seahawks. **Highlights:** Opened Super Bowl XLI with 92-yard kickoff return for a touchdown – the only time in Super Bowl history that has occurred. Returned four punts and two kickoffs for scores in 2007, establishing an NFL record for six combined kick returns for TDs. Three-time first-team All-Pro (2006, 2007, 2010). Member of the NFL's All-Decade Team of the 2010s and the NFL 100 All-Time Team.

**BILL HEWITT**

End. 5-11, 191. Born in Bay City, Mich., Oct. 8, 1909. Died Jan. 14, 1947. Michigan. Inducted in 1971. 1932-36 Chicago Bears, 1937-39 Philadelphia Eagles, 1943 Phil-Pitt. **Highlights:** First to be named All-NFL with two teams: 1933, 1934, 1936 Bears; 1937 Eagles.

**GENE HICKERSON**

Guard. 6-3, 248. Born in Trenton, Tenn., Feb. 15, 1935. Died Oct. 20, 2008. Mississippi. Inducted in 2007. 1958-73 Cleveland Browns. **Highlights:** Blocked for three Hall of Fame running backs. Voted to six straight Pro Bowls. Named to NFL's All-Decade Team of the 1960s.

**WINSTON HILL**

Tackle. 6-4, 270. Born in Joaquin, Texas, Oct. 23, 1941. Died April 26, 2016. Texas Southern. Inducted in 2020. 1963-76 New York Jets, 1977 Los Angeles Rams. **Highlights:** Noted as one of game's best pass protectors. Elected to eight AFL All-Star Games/Pro Bowls (five as left tackle, three at right tackle).

**CLARKE HINKLE**

Fullback. 5-11, 201. Born in Toronto, Ohio, April 10, 1909. Died Nov. 9, 1988. Bucknell. Inducted in 1964. 1932-41 Green Bay Packers. **Highlights:** 3,860 yards rushing, 379 points. Fullback on offense, linebacker on defense.

# PRO FOOTBALL HALL OF FAME

## ELROY (CRAZYLEGS) HIRSCH

Halfback-end. 6-2, 190. Born in Wausau, Wis., June 17, 1923. Died Jan. 28, 2004. Wisconsin, Michigan. Inducted in 1968. 1946-48 Chicago Rockets (AAFC), 1949-57 Los Angeles Rams. **Highlights:** 387 receptions for 7,029 yards, 60 TDs. Key part of Rams' revolutionary "three end" offense, 1949.

## PAUL HORNING

Halfback. 6-2, 220. Born in Louisville, Ky., Dec. 23, 1935. Died Nov. 13, 2020. Notre Dame. Inducted in 1986. 1957-62, 1964-66 Green Bay Packers. **Highlights:** 760 points. Led NFL scorers three years, including then-record 176 points, 1960. Scored 19 points in 1961 NFL title game.

## KEN HOUSTON

Safety. 6-3, 198. Born in Lufkin, Texas, Nov. 12, 1944. Prairie View A&M. Inducted in 1986. 1967-72 Houston Oilers, 1973-80 Washington Redskins. **Highlights:** 49 interceptions, 898 yards, nine touchdowns. NFL's premier strong safety of 1970s. 12 Pro Bowls.

## CHUCK HOWLEY

Linebacker. 6-3, 228. Born June 28, 1936, in Wheeling, W.Va. West Virginia. Inducted in 2023. 1958-59 Chicago Bears, 1961-73 Dallas Cowboys. **Highlights:** MVP of Super Bowl V. Finished career with 25 interceptions and two touchdowns. Named to six Pro Bowls (1966-70, 1972). First-team All-Pro five times (1966-70).

## ROBERT (CAL) HUBBARD

Tackle. 6-5, 250. Born in Keytesville, Mo., Oct. 31, 1900. Died Oct. 17, 1977. Centenary, Geneva. Inducted in 1963. 1927-28, 1936 New York Giants, 1929-33, 1935 Green Bay Packers, 1936 Pittsburgh Pirates. **Highlights:** Charter enshrinee. Most feared lineman of his time. All-NFL six years, 1927-29, 1931-33.

## SAM HUFF

Linebacker. 6-1, 230. Born in Morgantown, W.Va., Oct. 4, 1934. Died Nov. 13, 2021. West Virginia. Inducted in 1982. 1956-1963 New York Giants, 1964-67, 1969 Washington Redskins. **Highlights:** 30 interceptions. Played in six NFL title games, five Pro Bowls. Redskins player-coach, 1969.

## CLAUDE HUMPHREY

Defensive end. 6-4, 252. Born in Memphis, Tenn., June 29, 1944. Died Dec. 4, 2021. Tennessee State. Inducted in 2014. 1968-78 Atlanta Falcons, 1979-81 Philadelphia Eagles. **Highlights:** First-team All-Pro five times, 122 career sacks, two interceptions, a fumble recovery for a TD, and two safeties.

## LAMAR HUNT

Team owner. Born in El Dorado, Ark., Aug. 2, 1932. Died Dec. 13, 2006. Southern Methodist. Inducted in 1972. 1960-2006 Dallas Texans/Kansas City Chiefs. **Highlights:** Driving force behind organization of AFL. Spearheaded merger negotiations with NFL, 1966.

## STEVE HUTCHINSON

Guard. 6-4, 315. Born in Ft. Lauderdale, Fla., Nov. 1, 1977. Michigan. Inducted in 2020. 2001-05 Seattle Seahawks, 2006-11 Minnesota Vikings, 2012 Tennessee Titans. **Highlights:** Named All-Pro six times (two with Seattle, four with Minnesota). Chosen NFL Alumni Lineman of the Year 2006, 2009.

## DON HUTSON

End. 6-1, 180. Born in Pine Bluff, Ark., Jan. 31, 1913. Died June 26, 1997. Alabama. Inducted in 1963. 1935-45 Green Bay Packers. **Highlights:** Charter enshrinee. 488 receptions for 7,991 yards, 99 touchdowns. NFL receiving champion eight years. NFL MVP, 1941, 1942.

## MICHAEL IRVIN

Wide receiver. 6-2, 207. Born in Ft. Lauderdale, Fla., March 5, 1966. Miami (Fla.). Inducted in 2007. 1988-99 Dallas Cowboys. **Highlights:** 750 career receptions for 11,904 yards, 65 touchdowns. Had NFL-record 11 100-yard receiving games, 1995.

## RICKEY JACKSON

Linebacker. 6-2, 243. Born in Pahokee, Fla., March 20, 1958. Pittsburgh. Inducted in 2010. 1981-93 New Orleans Saints, 1994-95 San Francisco 49ers. **Highlights:** Recorded double-digit sacks in six seasons. Six Pro Bowls, named All-Pro four times. Finished career as defensive end with 49ers.

## EDGERRIN JAMES

Running back. 6-0, 219. Born in Immokalee, Fla., Aug. 1, 1978. Miami (Fla.). Inducted in 2020. 1999-2005 Indianapolis Colts, 2006-08 Arizona Cardinals, 2009 Seattle Seahawks. **Highlights:** Career totals: 12,246 yards on 3,028 carries and 80 TDs. Eclipsed 1,000 yards in a season seven times; topped 1,500 four times.

## ANDRE JOHNSON

Wide Receiver. 6-3, 229. Born in Miami, Fla., July 11, 1981. Miami (Fla.). Inducted in 2024. 2003-2014 Houston Texans, 2015 Indianapolis Colts, 2016 Tennessee Titans. **Highlights:** Finished career with 1,062 receptions, 14,185 receiving yards and 70 touchdown receptions. Surpassed 1,000 receiving yards seven times (2004, 2006, 2008-10, 1012-13). Led the NFL in receptions twice (2006, 2008) and in receiving yards twice (2008-09). Seven-time Pro Bowl selection and two-time first-time All-Pro (2008-09). Member of the 2003 NFL All-Rookie Team.

## CALVIN JOHNSON

Wide Receiver. 6-5, 237. Born in Tyrone, Ga., Sept. 29, 1985. Georgia Tech. Inducted in 2021. 2007-15 Detroit Lions. **Highlights:** Had 731 receptions for 11,619 yards and 83 TDs. Earned Pro Bowl honors six consecutive years (2011-16). First-team All-Pro three times. Selected to NFL's All-Decade Team of 2010s.

## JIMMY JOHNSON

Cornerback. 6-2, 187. Born in Dallas, Texas, March 31, 1938. Died May 8, 2024. UCLA. Inducted in 1994. 1961-76 San Francisco 49ers. **Highlights:** 47 INTs for 615 yards. Five Pro Bowls. Opposing QBs avoided throwing in his area.

## JIMMY JOHNSON

Coach. Born in Port Arthur, Texas, July 16, 1943. Arkansas. Inducted in 2020. 1989-93 Dallas Cowboys, 1996-99 Miami Dolphins. **Highlights:** First coach ever to win a college national championship and a Super Bowl. Led team to playoffs six times (three in Dallas, three in Miami). Overall record: 89-68-0, .567.

## JOHN HENRY JOHNSON

Fullback. 6-2, 225. Born in Waterproof, La., Nov. 24, 1929. Died June 3, 2011. St. Mary's, Arizona State. Inducted in 1987. 1954-56 San Francisco 49ers, 1957-59 Detroit Lions, 1960-65 Pittsburgh Steelers, 1966 Houston Oilers. **Highlights:** 6,803 yards rushing, 55 total touchdowns. Member of San Francisco's "Million-Dollar" backfield.

## CHARLIE JOINER

Wide receiver. 5-11, 180. Born in Many, La., Oct. 14, 1947. Grambling. Inducted in 1996. 1969-72 Houston Oilers, 1972-75 Cincinnati Bengals, 1976-1986 San Diego Chargers. **Highlights:** 750 receptions for 12,146 yards and 65 TDs. In 18 seasons, played 239 games, most ever for WR at retirement.

## DAVID (DEACON) JONES

Defensive end. 6-5, 260. Born in Eatonville, Fla., Dec. 9, 1938. Died June 3, 2013. South Carolina State, Mississippi Vocational. Inducted in 1980. 1961-71 Los Angeles Rams, 1972-73 San Diego Chargers, 1974 Washington Redskins. **Highlights:** Specialized in quarterback "sacks," a term he invented. Unanimous all-league five consecutive years.

## JERRY JONES

Team owner, president & general manager. Born in Los Angeles, Calif., Oct. 13, 1942. Arkansas. Inducted in 2017. 1989-present Dallas Cowboys. **Highlights:** At time of induction, had led Cowboys to 14 playoff berths and three Super Bowl titles (XXVII, XXVIII, XXX). Leadership has helped NFL become world's premier sports league.

## STAN JONES

Guard-defensive tackle. 6-1, 250. Born in Altoona, Pa., Nov. 24, 1931. Died May 21, 2010. Maryland. Inducted in 1991. 1954-65 Chicago Bears, 1966 Washington Redskins. **Highlights:** Seven consecutive Pro Bowls. First to rely on weightlifting for football preparation.

## WALTER JONES

Tackle. 6-5, 300. Born in Aliceville, Ala., Jan. 19, 1974. Holmes Community College, Florida State. Inducted in 2014. 1997-2008 Seattle Seahawks. **Highlights:** First Seahawks lineman voted to Pro Bowl. Retired with team-record nine Pro Bowl seasons. All-Pro six times and member of NFL's All-Decade Team of 2000s.

## HENRY JORDAN

Defensive tackle, 6-3, 240. Born in Emporia, Va., Jan. 26, 1935. Died Feb. 21, 1977. Virginia. Inducted in 1995. 1957-58 Cleveland Browns, 1959-69 Green Bay Packers. **Highlights:** Fixture at DT during Packers' dynasty. Played in four Pro Bowls, seven NFL title games, Super Bowls I, II.



**SONNY JURGENSEN**

Quarterback. 6-0, 203. Born in Wilmington, N.C., Aug. 23, 1934. Duke. Inducted in 1983. 1957-63 Philadelphia Eagles, 1964-74 Washington Redskins. **Highlights:** 32,224 yards passing, 255 touchdowns, 82.63 passer rating. Surpassed 3,000 yards passing in five seasons.

**ALEX KARRAS**

Defensive tackle. 6-2, 248. Born in Gary, Ind., July 15, 1935. Died Oct. 10, 2012. Iowa. Inducted in 2020. 1958-62, 1964-70 Detroit Lions. **Highlights:** Dominant defensive tackle of his era. First-team All-Pro four times (1960-62, 1965). Second-team All-Pro eight times.

**JIM KELLY**

Quarterback. 6-3, 225. Born in Pittsburgh, Pa., Feb. 14, 1960. Miami (Fla.). Inducted in 2002. 1986-96 Buffalo Bills. **Highlights:** Passed for more than 3,000 yards eight times. Mastered the no-huddle offense that propelled Bills to four consecutive Super Bowls.

**LEROY KELLY**

Running back. 6-0, 205. Born in Philadelphia, Pa., May 20, 1942. Morgan State. Inducted in 1994. 1964-73 Cleveland Browns. **Highlights:** 7,274 yards rushing, 90 total touchdowns. 1,000-yard rusher first three years as starter. Punt-return champion, 1965.

**CORTEZ KENNEDY**

Defensive tackle. 6-3, 298. Born in Osceola, Ark., Aug. 23, 1968. Died May 23, 2017. Northwest Mississippi Community College, Miami (Fla.). Inducted in 2012. 1990-2000 Seattle Seahawks. **Highlights:** NFL Defensive Player of the Year, 1992. Voted to eight Pro Bowls and selected first-team All-Pro three times. Named to NFL's 1990s All-Decade Team.

**WALT KIESLING**

Guard. Coach. 6-2, 245. Born in St. Paul, Minn., May 27, 1903. Died March 2, 1962. St. Thomas (Minn.). Inducted in 1966. 1926-27 Duluth Eskimos, 1928 Pottsville Maroons, 1929-33 Chicago Cardinals, 1934 Chicago Bears, 1935-36 Green Bay Packers, 1937-38 Pittsburgh Pirates; coach, 1939 Pittsburgh Pirates, 1940-42 Pittsburgh Steelers; co-coach, 1943 Phil-Pitt, 1944 Card-Pitt; coach, 1954-56 Pittsburgh Steelers. **Highlights:** 34-year career as pro player, assistant coach, head coach. Led Steelers to first winning season, 1942.

**FRANK (BRUISER) KINARD**

Tackle. 6-1, 210. Born in Pelahatchie, Miss., Oct. 23, 1914. Died Sept. 7, 1985. Mississippi. Inducted in 1971. 1938-43 Brooklyn Dodgers, 1944 Brooklyn Tigers, 1946-47 New York Yankees (AAFC). **Highlights:** First man to earn both All-NFL, All-AAFC honors. Out because of injury only once.

**JOE KLECKO**

Defensive End-Defensive Tackle-Nose Tackle. 6-3, 263. Born Oct. 15, 1953, in Chester, Pa. Temple. Inducted in 2023. 1977-87 New York Jets, 1988 Indianapolis Colts. **Highlights:** UPI NFL Defensive Player of the Year in 1981. Second player (after Hall of Famer Frank Gifford) to be selected to the Pro Bowl at three positions.

**JERRY KRAMER**

Guard. 6-3, 245. Born in Jordan, Mont., Jan. 23, 1936. Idaho. Inducted in 2018. 1958-68 Green Bay Packers. **Highlights:** Anchored offensive line of Lombardi-era Packers that won Super Bowls I and II. Named to NFL's 50th Anniversary Team, NFL All-Decade Team of 1960s and Super Bowl Silver Anniversary Team.

**PAUL KRAUSE**

Safety. 6-3, 200. Born in Flint, Mich., Feb. 19, 1942. Iowa. Inducted in 1998. 1964-67 Washington Redskins, 1968-79 Minnesota Vikings. **Highlights:** NFL all-time leader with 81 interceptions. Played in eight Pro Bowls. Starting safety in four Super Bowls.

**EARL (CURLY) LAMBEAU**

Coach. Born in Green Bay, Wis., April 9, 1898. Died June 1, 1965. Notre Dame. Inducted in 1963. 1919-49 Green Bay Packers, 1950-51 Chicago Cardinals, 1952-53 Washington Redskins. **Highlights:** Charter enshrinee. 229-134-22 coaching record with six NFL championships. Founded pre-NFL Packers, 1919.

**JACK LAMBERT**

Linebacker. 6-4, 220. Born in Mantua, Ohio, July 8, 1952. Kent State. Inducted in 1990. 1974-84 Pittsburgh Steelers. **Highlights:** Leader of 'Steel Curtain.' NFL defensive player of year in 1976, nine Pro Bowls.

**TOM LANDRY**

Coach. Born in Mission, Texas, Sept. 11, 1924. Died Feb. 12, 2000. Texas. Inducted in 1990. 1960-88 Dallas Cowboys. **Highlights:** 270-178-6 coaching record. 20 consecutive winning seasons. Innovator on offense and defense.

**DICK (NIGHT TRAIN) LANE**

Cornerback. 6-2, 210. Born in Austin, Texas, April 16, 1928. Died Jan. 29, 2002. Scottsbluff Junior College. Inducted in 1974. 1952-53 Los Angeles Rams, 1954-59 Chicago Cardinals, 1960-65 Detroit Lions. **Highlights:** 68 interceptions for 1,207 yards, five touchdowns. Record 14 interceptions as rookie. Seven Pro Bowls.

**JIM LANGER**

Center. 6-2, 255. Born in Little Falls, Minn., May 16, 1948. South Dakota State. Inducted in 1987. 1970-79 Miami Dolphins, 1980-81 Minnesota Vikings. **Highlights:** Played every offensive down in Dolphins' perfect 1972 season. Six Pro Bowls.

**WILLIE LANIER**

Linebacker. 6-1, 245. Born in Clover, Va., Aug. 21, 1945. Morgan State. Inducted in 1986. 1967-77 Kansas City Chiefs. **Highlights:** 27 interceptions. Defensive star in Super Bowl IV upset. Nicknamed 'Contact' for ferocious tackling.

**STEVE LARGENT**

Wide receiver. 5-11, 191. Born in Tulsa, Okla., Sept. 28, 1954. Tulsa. Inducted in 1995. 1976-89 Seattle Seahawks. **Highlights:** 819 receptions for 13,089 yards, 100 touchdowns. Receptions in 177 consecutive games.

**YALE LARY**

Safety. 5-11, 189. Born in Fort Worth, Texas, Nov. 24, 1930. Died May 11, 2017. Texas A&M. Inducted in 1979. 1952-53, 1956-64 Detroit Lions. **Highlights:** 50 interceptions. Three NFL punting crowns, three touchdowns on punt returns. Nine Pro Bowls.

**DANTE LAVELLI**

End. 6-0, 199. Born in Hudson, Ohio, Feb. 23, 1923. Died Jan. 20, 2009. Ohio State. Inducted in 1975. 1946-49 Cleveland Browns (AAFC), 1950-56 Cleveland Browns. **Highlights:** 386 receptions for 6,488 yards, 62 touchdowns. 24 catches in six NFL title games.

**TY LAW**

Cornerback. 5-11, 200. Born in Aliquippa, Pa., Feb. 10, 1974. Inducted in 2019. Michigan. 1995-2004 New England Patriots, 2005, 2008 New York Jets, 2006-07 Kansas City Chiefs, 2009 Denver Broncos. **Highlights:** Intercepted three-or-more passes in a season nine times. Led NFL in interceptions twice (1998, 2005). Registered 53 career interceptions for 828 yards and seven TDs.

**BOBBY LAYNE**

Quarterback. 6-2, 190. Born in Santa Anna, Texas, Dec. 19, 1926. Died Dec. 1, 1986. Texas. Inducted in 1967. 1948 Chicago Bears, 1949 New York Bulldogs, 1950-58 Detroit Lions, 1958-62 Pittsburgh Steelers. **Highlights:** 26,768 yards passing, 196 touchdowns, 2,451 yards rushing. Late touchdown pass won 1953 NFL title game.

**DICK LEBEAU**

Cornerback. 6-1, 185. Born in London, Ohio, Sept. 9, 1937. Ohio State. Inducted in 2010. 1959-72 Detroit Lions. **Highlights:** Recorded 62 career interceptions for 762 yards, three TDs. Ranked third all-time in interceptions at retirement. Voted to three Pro Bowls.

**ALPHONSE (TUFFY) LEEMANS**

Fullback. 6-0, 200. Born in Superior, Wis., Nov. 12, 1912. Died Jan. 19, 1979. Oregon, George Washington. Inducted in 1978. 1936-43 New York Giants. **Highlights:** 3,132 yards rushing, 2,318 yards passing, 422 yards receiving. Led NFL rushers as rookie, 1936.

**MARV LEVY**

Coach. Born in Chicago, Ill., Aug. 3, 1925. Wyoming, Coe College, Harvard. Inducted in 2001. 1978-82 Kansas City Chiefs, 1986-97 Buffalo Bills. **Highlights:** Led Bills to unprecedented four consecutive Super Bowls. Had 154-120 record. Coaching victories ranked 10th when he retired.

**RAY LEWIS**

Linebacker. 6-1, 240. Born in Bartow, Fla., May 15, 1975. Miami (Fla.). Inducted in 2018. 1996-2012 Baltimore Ravens. **Highlights:** Twice named AP Defensive Player of the Year (2000, 2003). Named All-Pro eight times. Voted to 12 Pro Bowls. First player in NFL history with 40 sacks and 30 interceptions in a career.

# PRO FOOTBALL HALL OF FAME

## BOB LILLY

Defensive tackle. 6-5, 260. Born in Olney, Texas, July 26, 1939. TCU. Inducted in 1980. 1961-74 Dallas Cowboys. **Highlights:** Eleven Pro Bowls. Played 196 consecutive games. Foundation of great Dallas defensive units.

## FLOYD LITTLE

Running back. 5-10, 196. Born in New Haven, Conn., July 4, 1942. Died Jan. 1, 2021. Syracuse. Inducted in 2010. 1967-75 Denver Broncos. **Highlights:** Broncos' first 1,000-yard rusher, won NFL rushing title in 1971. Amassed more than 12,000 career all-purpose yards, 54 TDs, five AFL All-Star Games/Pro Bowls.

## LARRY LITTLE

Guard. 6-1, 265. Born in Groveland, Ga., Nov. 2, 1945. Bethune-Cookman. Inducted in 1993. 1967-68 San Diego Chargers, 1969-80 Miami Dolphins. **Highlights:** Five Pro Bowls, started in three Super Bowls. Epitome of powerful Dolphins rushing game of 1970s.

## JAMES LOFTON

Wide receiver. 6-3, 192. Born in Fort Ord, Calif., July 5, 1956. Stanford. Inducted in 2003. 1978-86 Green Bay Packers, 1987-88 Los Angeles Raiders, 1989-92 Buffalo Bills, 1993 Los Angeles Rams, 1993 Philadelphia Eagles. **Highlights:** Played 16 seasons, 233 games. Caught 764 passes for 75 touchdowns and a then-record 14,004 yards. All-Pro four times, eight Pro Bowls.

## VINCE LOMBARDI

Coach. Born in Brooklyn, N.Y., June 11, 1913. Died Sept. 3, 1970. Fordham. Inducted in 1971. 1959-67 Green Bay Packers, 1969 Washington Redskins. **Highlights:** 105-35-6 coaching record in 10 years, including five NFL titles and victories in Super Bowls I and II.

## HOWIE LONG

Defensive end. 6-5, 268. Born in Somerville, Mass., Jan. 6, 1960. Villanova. Inducted in 2000. 1981-93 Oakland/Los Angeles Raiders. **Highlights:** All-Pro 1983, 1984, 1985. Named All-AFC four times, 1983-86. Eight Pro Bowls.

## RONNIE LOTT

Cornback-safety. 6-0, 203. Born in Albuquerque, N.M., May 8, 1959. Southern California. Inducted in 2000. 1981-90 San Francisco 49ers, 1991-92 Los Angeles Raiders, 1993-94 New York Jets. **Highlights:** 10 Pro Bowls, 63 career interceptions, and was named to the NFL's 75th Anniversary Team.

## SID LUCKMAN

Quarterback. 6-0, 195. Born in Brooklyn, N.Y., Nov. 21, 1916. Died July 5, 1998. Columbia. Inducted in 1965. 1939-50 Chicago Bears. **Highlights:** 137 touchdown passes. All-NFL five times. League MVP in 1943.

## WILLIAM ROY (LINK) LYMAN

Tackle. 6-2, 252. Born in Table Rock, Neb., Nov. 30, 1898. Died Dec. 28, 1972. Nebraska. Inducted in 1964. 1922-23, 1925 Canton Bulldogs, 1924 Cleveland Bulldogs, 1925 Frankford Yellowjackets, 1926-28, 1930-31, 1933-34 Chicago Bears. **Highlights:** Played for four NFL champions. In 16 seasons of college and pro football, played on one losing team.

## JOHN LYNCH

Safety. 6-2, 214. Born in Hinsdale, Ill., Sept. 25, 1971. Stanford. Inducted in 2021. 1993-2003 Tampa Bay Buccaneers, 2004-07 Denver Broncos. **Highlights:** Anchor of secondary on defenses that perennially ranked among NFL's best. Voted to nine Pro Bowls. In all, recorded 26 interceptions, returned for 204 yards, 13 sacks and more than 1,000 tackles.

## TOM MACK

Guard. 6-3, 250. Born in Cleveland, Ohio, Nov. 1, 1943. Michigan. Inducted in 1999. 1966-78 Los Angeles Rams. **Highlights:** Never missed a game in entire 184-game career. Elected to 11 Pro Bowls.

## JOHN MACKKEY

Tight end. 6-2, 224. Born in New York, N.Y., Sept. 24, 1941. Died July 6, 2011. Syracuse. Inducted in 1992. 1963-71 Baltimore Colts, 1972 San Diego Chargers. **Highlights:** 331 receptions for 5,236 yards, 38 touchdowns. Second tight end to enter Hall of Fame.

## JOHN MADDEN

Coach. Born in Austin, Minn., April 10, 1936. Died Dec. 28, 2021. San Mateo J.C., California Polytechnic College at San Luis Obispo. Inducted in 2006. 1969-78 Oakland Raiders. **Highlights:** When hired at 32, became one of youngest coaches in history. 112-39-7 overall record. Owned best regular-season winning percentage among coaches with 100 wins at time of retirement.

## PEYTON MANNING

Quarterback. 6-5, 230. Born in New Orleans, La., March 24, 1976. Tennessee. Inducted in 2021. 1998-2011 Indianapolis Colts, 2012-15 Denver Broncos. **Highlights:** 14 seasons with 4,000-plus yards passing. Super Bowl XLI MVP. Career stats: 6,125 completions on 9,380 attempts, 71,940 yards and 539 TDs. Named Associated Press NFL MVP five times. Member of NFL's All-Decade Team of the 2000s.

## TIM MARA

Founder-team owner. Born in New York, N.Y., July 29, 1887. Died Feb. 16, 1959. Did not attend college. Inducted in 1963. 1925-59 New York Giants. **Highlights:** Charter enshrinee. Founder of New York Giants. Built team into powerhouse, winning four NFL titles, 10 division titles.

## WELLINGTON MARA

Team owner. Born in New York, N.Y., Aug. 14, 1916. Died Oct. 25, 2005. Fordham. Inducted in 1997. 1937-2005 New York Giants. **Highlights:** Lifetime contributor to NFL and New York Giants. Worked as Giants' ballboy, secretary, vice president, president and co-CEO. NFC president 1984-2005.

## GINO MARCHETTI

Defensive end. 6-4, 245. Born in Smithers, W.Va., Jan. 2, 1927. Died April 29, 2019. San Francisco. Inducted in 1972. 1952 Dallas Texans, 1953-64, 1966 Baltimore Colts. **Highlights:** Named top defensive end of NFL's first 50 years. 10 consecutive Pro Bowls. All-NFL seven times.

## DAN MARINO

Quarterback. 6-4, 218. Born in Pittsburgh, Pa., Sept. 15, 1961. Pittsburgh. Inducted in 2005. 1983-99 Miami Dolphins. **Highlights:** Held NFL records for career passing yardage (61,361), completions (4,967), attempts (8,358) and touchdowns (420) at retirement. Voted to nine Pro Bowls.

## GEORGE PRESTON

### MARSHALL

Team owner. Born in Grafton, W.Va., Oct. 11, 1896. Died Aug. 9, 1969. Randolph-Macon. Inducted in 1963. 1932 Boston Braves, 1933-36 Boston Redskins, 1937-69 Washington Redskins. **Highlights:** Charter enshrinee. Sponsored progressive rules changes. Organized first team band, pioneered halftime shows.

### CURTIS MARTIN

Running back. 6-2, 220. Born in Pittsburgh, Pa., May 1, 1973. Pittsburgh. Inducted in 2012. 1995-97 New England Patriots, 1998-2005 New York Jets. **Highlights:** Second player in NFL history to start career with 10 straight 1,000-yard rushing seasons. Retired as fourth-leading rusher of all-time with 14,101 yards. Racked up 17,421 combined net yards and 100 career TDs (90 rushing, 10 receiving). NFL rushing title, 2004.

### OLLIE MATSON

Halfback. 6-2, 220. Born in Trinity, Texas, May 1, 1930. Died Feb. 19, 2011. San Francisco. Inducted in 1972. 1952, 1954-58 Chicago Cardinals, 1959-62 Los Angeles Rams, 1963 Detroit Lions, 1964-66 Philadelphia Eagles. **Highlights:** Nine touchdowns on kick-off, punt returns. Traded for nine players in 1959.

### BRUCE MATTHEWS

Guard-tackle-center. 6-5, 289. Born in Raleigh, N.C., Aug. 8, 1961. Southern California. Inducted in 2007. 1983-2001 Houston Oilers/Tennessee Oilers/Tennessee Titans. **Highlights:** Played in 296 games, most ever by positional player at time of his retirement. Named to a record-tying 14 straight Pro Bowls. All-Pro nine times, All-AFC 12 times.

### KEVIN MAWAE

Center. 6-4, 289. Born in Savannah, Ga., Jan. 23, 1971. LSU. Inducted in 2019. 1994-97 Seattle Seahawks, 1998-2005 New York Jets, 2006-09 Tennessee Titans. **Highlights:** Blocked for 1,000-yard rusher in 13 of his 16 seasons (five different backs). Noted for leadership and steady play. Voted to eight Pro Bowls.

**DON MAYNARD**

Wide receiver. 6-1, 185. Born in Crosbyton, Texas, Jan. 25, 1935. Died Jan. 10, 2022. Texas Western. Inducted in 1987. 1958 New York Giants, 1960-62 New York Titans, 1963-72 New York Jets, 1973 St. Louis Cardinals. **Highlights:** 633 receptions for 11,834 yards, 88 touchdowns. At least 50 catches and 1,000 yards in five different seasons.

**GEORGE MCAFEE**

Halfback. 6-0, 177. Born in Corbin, Ky., March 13, 1918. Died March 4, 2009. Duke. Inducted in 1966. 1940-41, 1945-50 Chicago Bears. **Highlights:** Two-way star. 25 interceptions, 234 points. Career punt-return average of 12.78 yards per return.

**MIKE MCCORMACK**

Tackle. 6-4, 250. Born in Chicago, Ill., June 21, 1930. Died Nov. 15, 2013. Kansas. Inducted in 1984. 1951 New York Yanks, 1954-62 Cleveland Browns. **Highlights:** Excelled as offensive right tackle for eight years. Six Pro Bowls.

**RANDALL MCDANIEL**

Guard. 6-3, 276. Born in Phoenix, Ariz., Dec. 19, 1964. Arizona State. Inducted in 2009. 1988-99 Minnesota Vikings, 2000-01 Tampa Bay Buccaneers. **Highlights:** 12 Pro Bowls, All-Pro nine straight years. Blocked for six 1,000-yard RBs, five 3,000-yard QBs.

**TOMMY MCDONALD**

Wide receiver. 5-9, 175. Born in Roy, N.M., July 26, 1934. Died Sept. 24, 2018. Oklahoma. Inducted in 1998. 1957-63 Philadelphia Eagles, 1964 Dallas Cowboys, 1965-66 Los Angeles Rams, 1967 Atlanta Falcons, 1968 Cleveland Browns. **Highlights:** Recorded 495 receptions for 8,410 yards, 84 touchdowns.

**HUGH MCELHENNY**

Halfback. 6-1, 198. Born in Los Angeles, Calif., Dec. 31, 1928. Washington. Died June 17, 2022. Inducted in 1970. 1952-60 San Francisco 49ers, 1961-62 Minnesota Vikings, 1963 New York Giants, 1964 Detroit Lions. **Highlights:** 5,281 rushing yards, 360 points. Totaled 11,369 yards rushing, receiving and returning kicks.

**STEVE MCMICHAEL**

Defensive Tackle/Nose Tackle. 6-2, 270. Born in Houston, Texas, Oct. 17, 1957. Texas. Inducted in 2024. 1980 New England Patriots, 1981-1993 Chicago Bears, 1994 Green Bay Packers. **Highlights:** In 13 seasons with Chicago, started franchise-record 191 consecutive games and recorded 814 tackles and 92.5 sacks. Won Super Bowl XX with Bears. Three-time first-team All-Pro (1985-87) and two-time Pro Bowl selection (1988-89).

**ART MCNALLY**

Official/Administrator. Born in Philadelphia, Pa., July 1, 1925. Died Jan. 1, 2023. Temple. Inducted in 2022. 1959-2015 National Football League. **Highlights:** Served as an NFL official for nine years (Field Judge, 1959; Referee 1960-67). Hired as the NFL's Supervisor of Officials in 1968. Developed standards for the scouting, screening, hiring and grading of the crews that work each NFL game. The "Father of Instant Replay."

**JOHNNY (BLOOD) MCNALLY**

Halfback. 6-0, 185. Born in New Richmond, Wis., Nov. 27, 1903. Died Nov. 28, 1985. Notre Dame, St. John's (Minn.). Inducted in 1963. 1925-26 Milwaukee Badgers, 1926-27 Duluth Eskimos, 1928 Pottsville Maroons, 1929-33, 1935-36 Green Bay Packers, 1934 Pittsburgh Pirates; player-coach, 1937-38 Pittsburgh Pirates. **Highlights:** Charter enshrinee. 49 touchdowns, 297 points in 14 seasons with five teams.

**MIKE MICHALSKE**

Guard. 6-0, 209. Born in Cleveland, Ohio, April 24, 1903. Died Oct. 26, 1983. Penn State. Inducted in 1964. 1926 New York Yankees (AFL), 1927-28 New York Yankees, 1929-35, 1937 Green Bay Packers. **Highlights:** Anchored Packers' championship lines, 1929-31. First guard enshrined in Canton.

**WAYNE MILLNER**

End. 6-0, 191. Born in Roxbury, Mass., Jan. 31, 1913. Died Nov. 19, 1976. Notre Dame. Inducted in 1968. 1936 Boston Redskins, 1937-41, 1945 Washington Redskins. **Highlights:** Washington's all-time leader with 124 catches when retired. 55- and 78-yard touchdown receptions in 1937 NFL Championship Game.

**SAM MILLS**

Linebacker. 5-9, 229. Born in Neptune, N.J., June 3, 1959. Died April 18, 2005. Montclair State. Inducted in 2022. 1986-1994 New Orleans Saints, 1995-97 Carolina Panthers. **Highlights:** Undrafted. Signed by New Orleans Saints in 1986 after playing three seasons in USFL. Perennial team leader in tackles for Saints (five seasons) and Panthers (twice). Named All-Pro and All-NFC three times (1991, 1992, 1996).

**BOBBY MITCHELL**

Running back-wide receiver. 6-0, 195. Born in Hot Springs, Ark., June 6, 1935. Died April 5, 2020. Illinois. Inducted in 1983. 1958-61 Cleveland Browns, 1962-68 Washington Redskins. **Highlights:** 91 touchdowns, including eight on kickoff and punt returns. 14,078 combined yards.

**RON MIX**

Tackle. 6-4, 255. Born in Los Angeles, Calif., March 10, 1938. Southern California. Inducted in 1979. 1960 Los Angeles Chargers, 1961-69 San Diego Chargers, 1971 Oakland Raiders. **Highlights:** All-AFL nine times. Only two holding penalties in 10 years with the Chargers.

**ART MONK**

Wide receiver. 6-3, 210. Born in White Plains, N.Y., Dec. 5, 1957. Syracuse. Inducted in 2008. 1980-93 Washington Redskins, 1994 New York Jets, 1995 Philadelphia Eagles. **Highlights:** 940 receptions, 12,721 yards, 68 TDs. Set then-record 106 catches, 1984. Had 50-or-more catches in a season nine times.

**JOE MONTANA**

Quarterback. 6-2, 200. Born in New Eagle, Pa., June 11, 1956. Notre Dame. Inducted in 2000. 1979-90, 1992 San Francisco 49ers, 1993-94 Kansas City Chiefs. **Highlights:** MVP in Super Bowls XVI, XIX and XXIV. Eight Pro Bowls and All-NFL three times.

**WARREN MOON**

Quarterback. 6-3, 212. Born in Los Angeles, Calif., Nov. 18, 1956. West Los Angeles J.C., Washington. Inducted in 2006. 1984-93 Houston Oilers, 1994-96 Minnesota Vikings, 1997-98 Seattle Seahawks, 1999-2000 Kansas City Chiefs. **Highlights:** Passed for 49,325 yards and 291 TDs in 17 NFL seasons. Elected to nine Pro Bowls including eight straight. Threw for 3,000 yards in nine seasons.

**LENNY MOORE**

Flanker-running back. 6-1, 198. Born in Reading, Pa., Nov. 25, 1933. Penn State. Inducted in 1975. 1956-67 Baltimore Colts. **Highlights:** From 1963-65, scored touchdowns in record 18 consecutive games. 113 career touchdowns, 12,451 combined net yards.

**RANDY MOSS**

Wide receiver. 6-4, 210. Born in Rand, W.Va., Feb. 13, 1977. Marshall. Inducted in 2018. 1998-2004, 2010 Minnesota Vikings, 2005-06 Oakland Raiders, 2007-10 New England Patriots, 2010 Tennessee Titans, 2012 San Francisco 49ers. **Highlights:** Recorded 982 catches for 15,292 yards and 156 TDs. Set NFL record with 23 touchdown receptions, 2007. Led NFL in TD receptions five times. Selected to NFL All-Decade Team of 2000s.

**MARION MOTLEY**

Fullback. 6-1, 238. Born in Leesburg, Ga., June 5, 1920. Died June 27, 1999. South Carolina State, Nevada. Inducted in 1968. 1946-49 Cleveland Browns (AAFC), 1950-53 Cleveland Browns, 1955 Pittsburgh Steelers. **Highlights:** AAFC's all-time rushing champion. Led league in rushing in first NFL season.

**MIKE MUNCHAK**

Guard. 6-3, 281. Born in Scranton, Pa., March 5, 1960. Penn State. Inducted in 2001. 1982-93 Houston Oilers. **Highlights:** Devastating blocker. All-AFC seven times, elected to nine Pro Bowls.

**ANTHONY MUÑOZ**

Tackle. 6-6, 278. Born in Ontario, Calif., Aug. 19, 1958. Southern California. Inducted in 1998. 1980-92 Cincinnati Bengals. **Highlights:** All-Pro selection 11 consecutive years, 1981-91. Selected to 11 straight Pro Bowls.

**GEORGE MUSSO**

Guard-tackle. 6-2, 270. Born in Collinsville, Ill., April 8, 1910. Died Sept. 5, 2000. Millikin. Inducted in 1982. 1933-44 Chicago Bears. **Highlights:** First player to achieve All-NFL status at two positions: tackle in 1935 and guard in 1937.

**BRONKO NAGURSKI**

Fullback. 6-2, 225. Born in Rainy River, Ontario, Canada, Nov. 3, 1908. Died Jan. 7, 1990. Minnesota. Inducted in 1963. 1930-37, 1943 Chicago Bears. **Highlights:** Charter enshrinee. 2,778 rushing yards in nine seasons. All-NFL five times.

# PRO FOOTBALL HALL OF FAME

## JOE NAMATH

Quarterback. 6-2, 200. Born in Beaver Falls, Pa., May 31, 1943. Alabama. Inducted in 1985. 1965-76 New York Jets, 1977 Los Angeles Rams. **Highlights:** First quarterback to pass for more than 4,000 yards in season, 1967. Guaranteed, delivered victory over Colts in Super Bowl III.

## EARLE (GREASY) NEALE

Coach. Born in Parkersburg, W.Va., Nov. 5, 1891. Died Nov. 2, 1973. West Virginia Wesleyan. Inducted in 1969. 1941-42, 1944-50 Philadelphia Eagles; co-coach, 1943 Phil-Pitt. **Highlights:** Turned Eagles into winners with three consecutive division crowns, NFL championships in 1948 and 1949.

## ERNIE NEVERS

Fullback. 6-1, 205. Born in Willow River, Minn., June 11, 1903. Died May 3, 1976. Stanford. Inducted in 1963. 1926-27 Duluth Eskimos, 1929-31 Chicago Cardinals. **Highlights:** Charter enshrinee. Holds NFL's longest-standing record, 40 points in one game in 1929.

## OZZIE NEWSOME

Tight end. 6-2, 232. Born in Muscle Shoals, Ala., March 16, 1956. Alabama. Inducted in 1999. 1978-90 Cleveland Browns. **Highlights:** Finished career as all-time leader among tight ends with 662 receptions for 7,980 yards.

## RAY NITSCHKE

Linebacker. 6-3, 235. Born in Elmwood Park, Ill., Dec. 29, 1936. Died March 8, 1998. Illinois. Inducted in 1978. 1958-72 Green Bay Packers. **Highlights:** MVP of 1962 title game. Named NFL's all-time linebacker in 1969.

## CHUCK NOLL

Coach. Born in Cleveland, Ohio, Jan. 5, 1932. Died June 13, 2014. Dayton. Inducted in 1993. 1969-91 Pittsburgh Steelers. **Highlights:** Coached for 23 years. Won four Super Bowl titles (IX, X, XIII, XIV).

## LEO NOMELLINI

Defensive tackle. 6-3, 264. Born in Lucca, Italy, June 19, 1924. Died Oct. 17, 2000. Minnesota. Inducted in 1969. 1950-63 San Francisco 49ers. **Highlights:** Played every 49ers game for 14 seasons. 10 Pro Bowls.

## BILL NUNN

Contributor. Born in Homewood, Pa., Sept. 30, 1924. Died May 6, 2014. West Virginia State College. Inducted in 2021. 1968-2014 Pittsburgh Steelers. **Highlights:** Pittsburgh Steelers "super scout." Credited with helping build the Steelers' dynasty of the 1970s. Helped draft many players who were integral in the Steelers' six Super Bowl championships during his tenure.

## JONATHAN OGDEN

Tackle. 6-9, 345. Born in Washington, D.C., July 31, 1974. Inducted in 2013. 1996-2007 Baltimore Ravens. **Highlights:** First-ever draft pick of the Ravens. Named first-team All-Pro six times. Elected to 11 Pro Bowls. Member of NFL's All-Decade Team of 2000s.

## MERLIN OLSEN

Defensive tackle. 6-5, 270. Born in Logan, Utah, Sept. 15, 1940. Died March 11, 2010. Utah State. Inducted in 1982. 1962-76 Los Angeles Rams. **Highlights:** Member of the "Fearsome Foursome." Named to 14 consecutive Pro Bowls, Rams' all-time team.

## JIM OTTO

Center. 6-2, 255. Born in Wausau, Wis., Jan. 5, 1938. Died May 19, 2024. Miami (Fla.). Inducted in 1980. 1960-74 Oakland Raiders. **Highlights:** Named AFL's all-time center. Played in 210 games, 12 AFL All-Star Games or Pro Bowls, six AFL/AFC title games.

## STEVE OWEN

Tackle. Coach. 6-2, 235. Born in Cleo Springs, Okla., April 21, 1898. Died May 17, 1964. Phillips. Inducted in 1966. 1924-25 Kansas City Cowboys, 1925 Cleveland Bulldogs, 1926-31, 1933 New York Giants; coach, 1930-53 New York Giants. **Highlights:** Both player and coach. Coached Giants to record of 155-108-17, eight divisional titles, two NFL championships.

## TERRELL OWENS

Wide receiver. 6-3, 224. Born in Alexander City, Ala., Dec. 7, 1973. Tennessee-Chattanooga. Inducted in 2018. 1996-2003 San Francisco 49ers, 2004-05 Philadelphia Eagles, 2006-08 Dallas Cowboys, 2009 Buffalo Bills, 2010 Cincinnati Bengals. **Highlights:** Career totals: 1,078 catches for 15,934 yards, 14.8 yards per catch and 153 TDs. Registered nine 1,000-yard seasons. Had 60-or-more catches in all but three seasons. NFL's All-Decade Team of 2000s.

## ORLANDO PACE

Tackle. 6-7, 320. Born in Sandusky, Ohio, Nov. 4, 1975. Ohio State. Inducted in 2016. 1997-2008 St. Louis Rams, 2009 Chicago Bears. **Highlights:** First overall pick, 1997 NFL Draft. Blocked for three straight NFL MVPs. All-Pro five times.

## ALAN PAGE

Defensive tackle. 6-4, 225. Born in Canton, Ohio, Aug. 7, 1945. Notre Dame. Inducted in 1988. 1967-81 Minnesota Vikings, 1978-81 Chicago Bears. **Highlights:** Dominating DT played in 238 consecutive games, four Super Bowls. Won league MVP honors in 1971.

## BILL PARCELLS

Coach. Born in Englewood, N.J., Aug. 22, 1941. Inducted in 2013. 1983-90 New York Giants, 1993-96 New England Patriots, 1978-99 New York Jets, 2003-06 Dallas Cowboys. **Highlights:** Only coach to lead four teams to the playoffs. Named NFL Coach of the Year twice (1986 and 1994). Led Giants to two Super Bowl titles. Overall record: 183-138-1.

## CLARENCE (ACE) PARKER

Quarterback. 5-11, 168. Born in Portsmouth, Va., May 17, 1912. Died Nov. 6, 2013. Duke. Inducted in 1972. 1937-41 Brooklyn Dodgers, 1945 Boston Yanks, 1946 New York Yankees (AAFC). **Highlights:** Two-way threat. Two-time All-NFL performer, league MVP in 1940.

## JIM PARKER

Guard-tackle. 6-3, 273. Born in Macon, Ga., April 3, 1934. Died July 18, 2005. Ohio State. Inducted in 1973. 1957-67 Baltimore Colts. **Highlights:** First full-time offensive lineman elected to Hall of Fame. All-NFL eight consecutive years, eight Pro Bowls.

## WALTER PAYTON

Running back. 5-10, 202. Born in Columbia, Miss., July 25, 1954. Died Nov. 1, 1999. Jackson State. Inducted in 1993. 1975-87 Chicago Bears. **Highlights:** NFL's all-time leading rusher (16,726 yards) and combined net yardage (21,803) at time of retirement.

## DREW PEARSON

Wide receiver. 6-0, 184. Born in South River, N.J., Jan. 12, 1951. Tulsa. Inducted in 2021. 1973-83 Dallas Cowboys. **Highlights:** Retired as Cowboys' career leader in catches (489) and yards (7,822). Member of NFL's All-Decade Team of 1970s. Big-game reputation reflected in 68 catches for 1,131 yards (16.6 avg.) and eight TDs in 22 postseason games.

## JULIUS PEPPERS

Defensive End. 6-7, 295. Born in Wilson, N.C., Jan. 18, 1980. Inducted in 2024. North Carolina. 2002-09, 2017-18 Carolina Panthers, 2010-13 Chicago Bears, 2014-16 Green Bay Packers. **Highlights:** 159.5 career sacks and 52 career forced fumbles. One of a handful of players with at least 10 seasons of 10-or-more sacks. Nine-time Pro Bowl selection and three-time first-team All-Pro. Member of the NFL's All-Decade Team of both the 2000s and 2010s. 2002 AP Defensive Rookie of the Year by AP and PFWA.

## JOE PERRY

Fullback. 6-0, 200. Born in Stevens, Ark., Jan. 22, 1927. Died April 25, 2011. Compton Junior College. Inducted in 1969. 1948-49 San Francisco 49ers (AAFC), 1950-60, 1963 San Francisco 49ers, 1961-62 Baltimore Colts. **Highlights:** First player in NFL history to gain 1,000 yards two consecutive seasons. 12,532 combined yards.

## PETE PIHOS

End. 6-1, 210. Born in Orlando, Fla., Oct. 22, 1923. Died Aug. 16, 2011. Indiana. Inducted in 1970. 1947-55 Philadelphia Eagles. **Highlights:** Three-time NFL receiving champion. Caught winning touchdown in 1949 NFL Championship Game.

## TROY POLAMALU

Safety. 5-10, 207. Born in Garden Grove, Calif., April 19, 1981. Southern California. Inducted in 2020. 2003-14 Pittsburgh Steelers. **Highlights:** 32 interceptions for 398 yards and three TDs. First-team All-Pro four times. Voted to eight Pro Bowls.

**BILL POLIAN**

Contributor. Born in Bronx, N.Y., Dec. 8, 1942. New York University. Inducted in 2015. 1978-82 Kansas City Chiefs, 1984-92 Buffalo Bills, 1993-94 National Football League, 1995-97 Carolina Panthers, 1998-2011 Indianapolis Colts. **Highlights:** Spent 32 seasons in NFL. Turned the fortunes of three different NFL teams. Named NFL's Executive of the Year by *The Sporting News* six times.

**FRITZ POLLARD**

Halfback-Coach. 5-9, 165. Born in Chicago, Ill., Jan. 27, 1894. Died May 11, 1986. Brown. Inducted in 2005. 1919-21, 1925-26 Akron Pros/Indians, 1922 Milwaukee Badgers, 1923, 1925 Hammond Pros, 1925 Providence Steam Roller. **Highlights:** True pioneer as one of two African American players in the NFL in 1920 and helped lead Akron to league title that season. In 1921, became the league's first black head coach.

**JOHN RANDLE**

Defensive tackle. 6-1, 278. Born in Hearne, Texas, Dec. 12, 1967. Trinity Valley Community College; Texas A&I. Inducted in 2010. 1990-2000 Minnesota Vikings, 2001-03 Seattle Seahawks. **Highlights:** Undrafted free agent rookie, record eight straight seasons with 10 or more sacks, had 137.5 career sacks. Voted to seven Pro Bowls, named All-Pro/NFC six consecutive years, All-AFC once.

**HUGH (SHORTY) RAY**

Supervisor of officials 1938-1952. Born in Highland Park, Ill., Sept. 21, 1884. Died Sept. 16, 1956. Illinois. Inducted in 1966. **Highlights:** Supervisor of Officials, 1938-1952. Streamlined rules to improve game tempo, player safety.

**ANDRE REED**

Wide receiver. 6-2, 190. Born in Allentown, Pa., Jan. 29, 1964. Kutztown. Inducted in 2014. 1985-99 Buffalo Bills, 2000 Washington Redskins. **Highlights:** Most prolific receiver in Bill history. His 951 career receptions was third all-time when he retired.

**ED REED**

Safety. 5-11, 200. Born in St. Rose, La., Sept. 11, 1978. Miami (FL). Inducted in 2019. 2002-2012 Baltimore Ravens, 2013 Houston Texans, 2013 New York Jets. **Highlights:** NFL's Defensive Player of the Year, 2004. Career statistics: 64 interceptions returned for NFL record 1,590 yards and 7 TDs. Selected All-Pro six times.

**DAN REEVES**

Team owner. Born in New York, N.Y., June 30, 1912. Died April 15, 1971. Georgetown. Inducted in 1967. 1941-45 Cleveland Rams, 1946-71 Los Angeles Rams. **Highlights:** Moved Rams to Los Angeles in 1946 and opened up West Coast to pro football. First postwar team owner to sign African-American player.

**MEL RENFRO**

Cornback-safety. 6-0, 192. Born in Houston, Texas, Dec. 30, 1941. Oregon. Inducted in 1996. 1964-77 Dallas Cowboys. **Highlights:** 52 interceptions for 626 yards and 3 touchdowns. Also added 842 yards on punt returns, 2,246 yards on kickoff returns. Elected to Pro Bowl first 10 seasons.

**DARRELLE REVIS**

Cornback. 5-11, 198. Born July 14, 1985, in Aliquippa, Pa. Pittsburgh. Inducted in 2023. 2007-12 New York Jets, 2013 Tampa Bay Buccaneers, 2014 New England Patriots, 2015-16 New York Jets, 2017 Kansas City Chiefs. **Highlights:** Named to NFL's All-Decade Team of the 2010s. Finished career with 29 interceptions and 139 passes defensed.

**JERRY RICE**

Wide receiver. 6-2, 200. Born in Starkville, Miss., Oct. 13, 1962. Mississippi Valley State. Inducted in 2010. 1985-2000 San Francisco 49ers, 2001-04 Oakland Raiders, 2004 Seattle Seahawks. **Highlights:** NFL's all-time reception leader with 1,549 catches for 22,895 yards, 208 total touchdowns. Had 14 seasons with 1,000 yards receiving; 23,546 combined net yards. All-Pro 11 times, Super Bowl XXIII MVP.

**LES RICHTER**

Linebacker. 6-3, 238. Born in Fresno, Calif., Oct. 6, 1930. Died June 12, 2010. California. Inducted in 2011. 1954-62 Los Angeles Rams. **Highlights:** Second overall pick in 1952 by New York Yanks. Rights traded to Rams in exchange for 11 players. Rugged, fierce competitor. Voted to eight straight Pro Bowls. Recorded 16 career interceptions, also handled Rams' placekicking duties early in career.

**JOHN RIGGINS**

Running back. 6-2, 240. Born in Seneca, Kan., Aug. 4, 1949. Kansas. Inducted in 1992. 1971-75 New York Jets, 1976-79, 1981-85 Washington Redskins. **Highlights:** 11,352 rushing yards, 116 total touchdowns. MVP of Super Bowl XVII with 166 rushing yards including game-winning 43-yard touchdown.

**JIM RINGO**

Center. 6-2, 230. Born in Orange, N.J., Nov. 21, 1931. Died Nov. 19, 2007. Syracuse. Inducted in 1981. 1953-63 Green Bay Packers, 1964-67 Philadelphia Eagles. **Highlights:** Ten-time Pro Bowl selection, seven-time All-NFL selection. Started in then-record 182 consecutive games.

**KEN RILEY**

Cornback. 5-11, 181. Born Aug. 6, 1947, in Bartow, Fla. Died June 7, 2020. Florida A&M. Inducted in 2023. 1969-83 Cincinnati Bengals. **Highlights:** Played in 207 NFL games, amassing 65 interceptions. Earned the AFC interception title in 1976, 1982, 1983. At induction, tied for fifth on the NFL's career interceptions list.

**WILLIE ROAF**

Tackle. 6-5, 300. Born in Pine Bluff, Arkansas, April 18, 1970. Louisiana Tech. Inducted in 2012. 1993-2001 New Orleans Saints, 2002-05 Kansas City Chiefs. **Highlights:** Voted to 11 Pro Bowls, named first-team All-Pro seven times. Member of both the NFL's All-Decade Team of the 1990s and 2000s.

**DAVE ROBINSON**

Linebacker. 6-3, 245. Born in Mt. Holly, N.J., May 3, 1941. Inducted in 2013. 1963-1972 Green Bay Packers, 1973-74 Washington Redskins. **Highlights:** Starting outside linebacker in three NFL championship game and two Super Bowl wins. Recorded 27 career interceptions. Voted to three Pro Bowl Bowls. Named to NFL's All-Decade Team of 1960s.

**JOHNNY ROBINSON**

Safety. 6-1, 205. Born in Delhi, La., Sept. 9, 1938. LSU. Inducted in 2019. 1960-71 Dallas Texans/Kansas City Chiefs. **Highlights:** Intercepted 57 career interceptions, returned for 741 yards and 1 TD. Named to AFL's All-Time Team. Single-season best 10 interceptions in 1966 (led AFL) and 1970 (led NFL).

**ANDY ROBUSTELLI**

Defensive end. 6-0, 230. Born in Stamford, Connecticut, Dec. 6, 1925. Died May 31, 2011. Arnold College. Inducted in 1971. 1951-55 Los Angeles Rams, 1956-64 New York Giants. **Highlights:** Anchored defense in eight championship games. Named NFL's top player in 1962.

**ART ROONEY**

Founder-team owner. Born in Coulterville, Pa., Jan. 27, 1901. Died Aug. 25, 1988. Georgetown, Duquesne. Inducted in 1964. 1933-39 Pittsburgh Pirates, 1940-42, 1945-88 Pittsburgh Steelers, 1943 Phil-Pitt, 1944 Card-Pitt. **Highlights:** Founded Pittsburgh Pirates in 1933 and renamed them Steelers in 1940. Team won four Super Bowls in 1970s.

**DAN ROONEY**

Administrator-team owner. Born in Pittsburgh, Pa., July, 20, 1932. Died April 13, 2017. Duquesne. Inducted in 2000. 1955-2017 Pittsburgh Steelers. **Highlights:** Served on the board of directors for the NFL Trust Fund, NFL Films, and Scheduling Committee. Played a key role in the labor agreement reached in 1993 between the NFL owners and players.

**PETE ROZELLE**

Commissioner. Born in South Gate, Calif., March 1, 1926. Died Dec. 6, 1996. Compton Junior College, San Francisco. Inducted in 1985. Commissioner, 1960-89. **Highlights:** Negotiated first league-wide television contract in 1962. Generally recognized as premier commissioner in all of sports. Credited with making NFL the nation's most popular sport.

**BOB ST. CLAIR**

Tackle. 6-9, 265. Born in San Francisco, Calif., Feb. 18, 1931. Died April 20, 2015. San Francisco, Tulsa. Inducted in 1990. 1953-63 San Francisco 49ers. **Highlights:** Exceptional offensive lineman. Also played goal-line defense and had 10 blocked field goals, 1956.

**ED SABOL**

Founder-president-chairman. Born in Atlantic City, N.J., Sept. 11, 1916. Died Feb. 9, 2015. Ohio State. Inducted in 2011. 1964-95 NFL Films. **Highlights:** Bid and received rights to film 1962 NFL Championship Game. Two years later, founded NFL Films. During his tenure, NFL Films won 52 Emmys. Vision and innovations changed the way sports were presented.

# PRO FOOTBALL HALL OF FAME

## STEVE SABOL

Administrator/president. Born in Moorestown, N.J., Oct. 2, 1942. Died Sept. 18, 2012. Colorado College. Inducted in 2020. 1964-2012 NFL Films. **Highlights:** Artistic vision behind studio that completely revolutionized how fans watched the National Football League. Won 35 Emmys in more categories than any other person in TV history (writing, cinematography, editing, directing and producing).

## BARRY SANDERS

Running back. 5-8, 203. Born in Wichita, Kan., July 16, 1968. Oklahoma State. Inducted in 2004. 1989-98 Detroit Lions. **Highlights:** 15,269 rushing yards, 99 touchdowns. Rushed for 1,000 yards in each of 10 seasons. NFL co-MVP, 1997. Selected to 10 Pro Bowls.

## CHARLIE SANDERS

Tight end. 6-4, 230. Born in Richards, N.C., Aug. 25, 1946. Died July 2, 2015. Minnesota. Inducted in 2007. 1968-77 Detroit Lions. **Highlights:** 336 career receptions for 4,817 yards and 31 touchdowns. Selected to seven Pro Bowls. Named to the NFL's All-Decade Team of 1970s.

## DEION SANDERS

Cornerback-kick returner-punt returner. 6-1, 195. Born in Fort Myers, Fla., Aug. 9, 1967. Florida State. Inducted in 2011. 1989-93 Atlanta Falcons, 1994 San Francisco 49ers, 1995-99 Dallas Cowboys, 2000 Washington Redskins, 2004-05 Baltimore Ravens. **Highlights:** First-team All-NFL nine times. Voted to the NFL's All-Decade Team of the 1990s at both cornerback and punt returner. 53 career interceptions. Career touchdowns included six on punt returns, three on kickoff returns, nine on interceptions, one fumble recovery and three receiving.

## WARREN SAPP

Defensive tackle. 6-2, 300. Born in Orlando, Fla., Dec. 19, 1972. Inducted in 2013. 1995-2003 Tampa Bay Buccaneers, 2004-07 Oakland Raiders. **Highlights:** Amassed 96.5 career sacks. Named 1999 NFL Defensive Player of the Year. First-team All-Pro four straight seasons. Member of NFL's All-Decade Teams of 1990s and 2000s.

## GALE SAYERS

Running back. 6-0, 200. Born in Wichita, Kan., May 30, 1943. Died Sept. 23, 2020. Kansas. Inducted in 1977. 1965-71 Chicago Bears. **Highlights:** Broke into league by scoring rookie-record 22 touchdowns. Led league in rushing in 1966, 1969. MVP of three Pro Bowls.

## JOE SCHMIDT

Linebacker. 6-0, 222. Born in Pittsburgh, Pa., Jan. 18, 1932. Pittsburgh. Inducted in 1973. 1953-65 Detroit Lions. **Highlights:** 24 interceptions. Lions' team captain for nine years. Mastered middle linebacker position that evolved in 1950s.

## TEX SCHRAMM

Team president-general manager. Born in San Gabriel, Calif., June 2, 1920. Died July 15, 2003. Texas. Inducted in 1991. 1947-56 Los Angeles Rams. 1960-89 Dallas Cowboys. **Highlights:** Played prominent role in AFL-NFL merger. Chairman of Competition Committee from 1966-88.

## JUNIOR SEAU

Linebacker. 6-3, 250. Born in San Diego, Calif., Jan. 19, 1969. Died May 2, 2012. Southern California. Inducted in 2015. 1990-2002 San Diego Chargers, 2003-05 Miami Dolphins, 2006-09 New England Patriots. **Highlights:** NFL Defensive Player of the Year in 1992. First-team All-Pro selection eight times. Selected to play in 12 Pro Bowls. Recorded 10 or more tackles in a game 64 times.

## LEE ROY SELMON

Defensive end. 6-3, 250. Born in Eufaula, Okla., Oct. 20, 1954. Died Sept. 4, 2011. Oklahoma. Inducted in 1995. 1976-84 Tampa Bay Buccaneers. **Highlights:** 78 1/2 sacks, 380 quarterback pressures, forced 28 fumbles. Six consecutive Pro Bowl selections.

## RICHARD SEYMOUR

Defensive End/Defensive Tackle. 6-6, 317. Born in Gadsden, S.C., Oct. 6, 1979. Georgia. Inducted in 2022. 2001-08 New England Patriots, 2009-12 Oakland Raiders. **Highlights:** Career stats: 57.5 sacks, 39 passes defensed, two interceptions. Played in four AFC Championship Games and four Super Bowls, including victories in XXXVI, XXXVIII and XXXIX. Named to the NFL's All-Decade Team of the 2000s.

## SHANNON SHARPE

Tight end. 6-2, 230. Born in Chicago, Ill., June 26, 1968. Savannah State. Inducted in 2011. 1990-99, 2002-03 Denver Broncos, 2000-01 Baltimore Ravens. **Highlights:** Retired as NFL's career leader among TEs in catches (815), rec. yards (10,060) and TD receptions (62). All-Pro five times. Eight Pro Bowls. Won three Super Bowls in four-season stretch.

## BILLY SHAW

Guard. 6-2, 258. Born in Natchez, Miss., Dec. 15, 1938. Georgia Tech. Inducted in 1999. 1961-69 Buffalo Bills. **Highlights:** First player who played entire career in AFL to be elected to Hall of Fame. Named to NFL's all-time team.

## ART SHELL

Tackle. 6-5, 285. Born in Charleston, S.C., Nov. 26, 1946. Maryland State-Eastern Shore. Inducted in 1989. 1968-82 Oakland/Los Angeles Raiders. **Highlights:** Cornerstone of Raiders' offensive line in 1970s. 207 regular-season games, 23 postseason games, eight Pro Bowls.

## DONNIE SHELL

Safety. 5-11, 190. Born in Whitmire, S.C., Aug. 26, 1952. South Carolina State. Inducted in 2020. 1974-87 Pittsburgh Steelers. **Highlights:** Hard-hitting tackler and integral member of Steelers' vaunted defense. 51 interceptions for 490 yards. Voted to five consecutive Pro Bowls.

## WILL SHIELDS

Guard. 6-3, 320. Born in Fort Riley, Kan., Sept. 15, 1971. Nebraska. Inducted in 2015. 1993-2006 Kansas City Chiefs. **Highlights:** Earned 12 straight Pro Bowl berths. Never missed a game during 14-season career; 224 games played with 223 starts. Member of the NFL's All-Decade Team of the 2000s.

## DON SHULA

Coach. Born in Grand River, Ohio, Jan. 4, 1930. Died May 4, 2020. John Carroll. Inducted in 1997. 1963-69 Baltimore Colts, 1970-95 Miami Dolphins. **Highlights:** Won more games (347) than any coach in NFL history. Won two Super Bowl titles, including Super Bowl VII when Dolphins recorded NFL's only perfect season (17-0).

## O.J. SIMPSON

Running back. 6-1, 212. Born in San Francisco, Calif., July 9, 1947. Died April 10, 2024. City College (San Francisco), Southern California. Inducted in 1985. 1969-77 Buffalo Bills, 1978-79 San Francisco 49ers. **Highlights:** In 1973, became first player to rush for 2,000 yards in season. Finished career with four rushing titles, 11,236 yards.

## MIKE SINGLETARY

Linebacker. 6-0, 230. Born in Houston, Texas, Oct. 9, 1958. Baylor. Inducted in 1998. 1981-92 Chicago Bears. **Highlights:** All-Pro choice eight times and All-NFC nine consecutive seasons. Selected to 10 Pro Bowls.

## DUKE SLATER

Tackle. 6-1, 215. Born in Normal, Ill., Dec. 9, 1898. Died Aug. 14, 1966. Iowa. Inducted in 2020. 1922 Milwaukee Badgers, 1922-25 Rock Island Independents, 1926-31 Chicago Cardinals. **Highlights:** African-American pioneer in early years of the NFL. Starred as two-way lineman for 10 seasons. Named All-NFL four times. Also named second-team All-NFL seven times.

## JACKIE SLATER

Tackle. 6-4, 277. Born in Jackson, Miss., May 27, 1954. Jackson State. Inducted in 2001. 1976-95 Los Angeles/St. Louis Rams. **Highlights:** Played 20 seasons, 259 games. Blocked for seven different 1,000-yard rushers. Seven Pro Bowls.

## BRUCE SMITH

Defensive end. 6-4, 280. Born in Norfolk, Va., June 18, 1963. Virginia Tech. Inducted in 2009. 1985-99 Buffalo Bills, 2000-03 Washington Redskins. **Highlights:** NFL's all-time leader in sacks with 200. Named All-Pro nine times, 11 Pro Bowls. Selected to NFL's All-Decade Team of 1980s and 1990s.

## EMMITT SMITH

Running back. 5-9, 207. Born in Pensacola, Fla., May 15, 1969. Florida. Inducted in 2010. 1990-2002 Dallas Cowboys, 2003-04 Arizona Cardinals. **Highlights:** Won four rushing titles in five years, recorded record 11 straight 1,000-yard seasons. NFL's all-time leading rusher with 18,355 yards, 164 rushing TDs. Won NFL MVP and Super Bowl XXVIII MVP in 1993.

**JACKIE SMITH**

Tight end. 6-4, 232. Born in Columbia, Miss., Feb. 23, 1940. Northwestern State (La.). Inducted in 1994. 1963-77 St. Louis Cardinals, 1978 Dallas Cowboys. **Highlights:** 480 receptions for 7,918 yards, 40 TDs. Third TE elected to Hall of Fame.

**MAC SPEEDIE**

End. 6-3, 203. Born in Odell, Ill., Jan. 12, 1920. Died March 12, 1993. Utah. Inducted in 2020. 1946-52 Cleveland Browns. **Highlights:** Established every major receiving record in four-year history of AAFC. Career stats: 349 receptions for 5,602 yards and 33 TDs.

**ED SPRINKLE**

Defensive end/linebacker/end. 6-1, 206. Born in Bradshaw, Texas, Sept. 3, 1923. Died July 28, 2014. Hardin-Simmons, Navy. Inducted in 2020. 1944-55 Chicago Bears. **Highlights:** Regarded as one of first to gain fame by rushing passer. Defensive career totals: Four interceptions for 55 yards, one safety, recovered two fumbles for TDs.

**KEN STABLER**

Quarterback. 6-3, 215. Born in Foley, Ala., Dec. 25, 1945. Died July 8, 2015. Alabama. Inducted in 2016. 1970-79 Oakland Raiders, 1980-81 Houston Oilers, 1982-84 New Orleans Saints. **Highlights:** Compiled impressive .661 winning percentage. Career totals: 27,938 yards, 194 TDs. First QB since AFL-NFL merger to lead team to five straight conference titles.

**JOHN STALLWORTH**

Wide receiver. 6-2, 191. Born in Tuscaloosa, Ala., July 15, 1952. Alabama A&M. Inducted in 2002. 1974-87 Pittsburgh Steelers. **Highlights:** 537 receptions for 8,723 yards, 63 touchdowns. Scored go-ahead touchdown in Super Bowl XIV on 73-yard reception.

**DICK STANFEL**

Guard. 6-3, 236. Born in San Francisco, Calif., July 20, 1927. Died June 22, 2015. San Francisco. Inducted in 2016. 1952-55 Detroit Lions, 1956-58 Washington Redskins. **Highlights:** Team MVP in 1953 championship season, rare honor for offensive lineman. All-NFL five times in seven seasons. Retired in prime to pursue coaching.

**BART STARR**

Quarterback. 6-1, 200. Born in Montgomery, Ala., Jan. 9, 1934. Died May 26, 2019. Alabama. Inducted in 1977. 1956-71 Green Bay Packers. **Highlights:** Quarterbacked Packers to six division titles, five NFL titles, and first two Super Bowls, both of which he was MVP.

**ROGER STAUBACH**

Quarterback. 6-3, 202. Born in Cincinnati, Ohio, Feb. 5, 1942. New Mexico Military Institute, Navy. Inducted in 1985. 1969-79 Dallas Cowboys. **Highlights:** Led Cowboys to four NFC titles and victories in Super Bowls VI, XII. When retired, 83.4 career passer rating was best of all-time.

**ERNIE STAUTNER**

Defensive tackle. 6-2, 235. Born in Prinzing-by-Cham, Bavaria, April 20, 1925. Died Feb. 16, 2006. Boston College. Inducted in 1969. 1950-63 Pittsburgh Steelers. **Highlights:** Played in nine Pro Bowls and won the best lineman award in 1957. Recorded three safeties.

**JAN STENERUD**

Kicker. 6-2, 190. Born in Fetsund, Norway, Nov. 26, 1942. Montana State. Inducted in 1991. 1967-79 Kansas City Chiefs, 1980-83 Green Bay Packers, 1984-85 Minnesota Vikings. **Highlights:** 1,699 points (580 extra points, 373 field goals). First pure placekicker to enter Hall of Fame.

**DWIGHT STEPHENSON**

Center. 6-2, 255. Born in Murfreesboro, N.C., Nov. 20, 1957. Alabama. Inducted in 1998. 1980-87 Miami Dolphins. **Highlights:** Recognized as premier center of his time. All-Pro, All-AFC five straight years. Selected to five Pro Bowls.

**MICHAEL STRAHAN**

Defensive end. 6-5, 255. Born in Houston, Texas, Nov. 21, 1971. Texas Southern. Inducted in 2014. 1993-2007 New York Giants. **Highlights:** Recorded 141.5 career sacks. His 22.5 sacks in 2001 is an NFL record. Named to NFL's All-Decade Team of 2000s.

**HANK STRAM**

Coach. Born in Chicago, Ill., Jan. 3, 1923. Died July 4, 2005. Purdue. Inducted in 2003. 1960-74 Dallas Texans/Kansas City Chiefs, 1976-77 New Orleans Saints. **Highlights:** Overall record of 136-100-10. Recorded most wins in AFL history. Guided teams to titles in 1962, 1966, 1969. Led Chiefs to AFL win in Super Bowl IV.

**KEN STRONG**

Halfback. 5-11, 210. Born in West Haven, Conn., April 21, 1906. Died Oct. 5, 1979. NYU. Inducted in 1967. 1929-32 Staten Island Stapletons, 1933-35, 1939, 1944-47 New York Giants, 1936-37 New York Yanks (AFL). **Highlights:** Scored 17 points to lead Giants to win in 1934 'Sneakers' game. Led NFL with 64 points, 1933.

**JOE STYDAHAR**

Tackle. 6-4, 230. Born in Kaylor, Pa., March 17, 1912. Died March 23, 1977. West Virginia. Inducted in 1967. 1936-42, 1945-46 Chicago Bears. **Highlights:** One of stalwarts of Bears' 'Monsters of the Midway.' Played on five divisional, three NFL championship teams.

**LYNN SWANN**

Wide receiver. 5-11, 180. Born in Alcoa, Tenn., March 7, 1952. Southern California. Inducted in 2001. 1974-82 Pittsburgh Steelers. **Highlights:** All-AFC three times. Selected to three Pro Bowls. MVP, Super Bowl X.

**PAUL TAGLIABUE**

Commissioner. Born in Jersey City, N.J., Nov. 24, 1940. Georgetown, NYU. Inducted in 2020. 1989-2006 National Football League. **Highlights:** Helped grow NFL to unparalleled heights, establishing league as global brand. Created internet and TV networks. Secured largest TV contracts in entertainment history totaling \$25 billion.

**FRAN TARKENTON**

Quarterback. 6-0, 185. Born in Richmond, Va., Feb. 3, 1940. Georgia. Inducted in 1986. 1961-66, 1972-78 Minnesota Vikings, 1967-71 New York Giants. **Highlights:** At retirement, held NFL records for attempts (6,467), completions (3,686), yards (47,003) and TDs (342). Four TD passes in first NFL game.

**CHARLEY TAYLOR**

Running back-wide receiver. 6-3, 210. Born in Grand Prairie, Texas, Sept. 28, 1941. Died Feb. 19, 2022. Arizona State. Inducted in 1984. 1964-75, 1977 Washington Redskins. **Highlights:** Won rookie of year honors as running back. Switched to wide receiver and won receiving titles in 1966, 1967.

**JASON TAYLOR**

Defensive end. 6-6, 260. Born in Pittsburgh, Pa., Sept. 1, 1974. Akron. Inducted in 2017. 1997-2007, 2009, 2011 Miami Dolphins, 2008 Washington Redskins, 2010 New York Jets. **Highlights:** NFL Defensive Player of the Year in 2006. Career stats: 139.5 sacks; eight interceptions for 110 yards and three TDs; 29 opponents' fumbles recovered; six TDs on fumble recoveries. Three safeties.

**JIM TAYLOR**

Fullback. 6-0, 216. Born in Baton Rouge, La., Sept. 20, 1935. Died Oct. 13, 2018. Hinds Junior College; LSU. Inducted in 1976. 1958-66 Green Bay Packers, 1967 New Orleans Saints. **Highlights:** 8,597 rushing yards, 558 points. In 1962, led league in rushing and scoring with 19 touchdowns.

**LAWRENCE TAYLOR**

Linebacker. 6-3, 237. Born in Williamsburg, Va., Feb. 4, 1959. North Carolina. Inducted in 1999. 1981-93 New York Giants. **Highlights:** Redefined the position of outside linebacker. All-Pro nine times, 10 Pro Bowls. NFL MVP in 1986.

**DERRICK THOMAS**

Linebacker. 6-3, 243. Born in Miami, Fla., Jan. 1, 1967. Died Feb. 8, 2000. Alabama. Inducted in 2009. 1989-99 Kansas City Chiefs. **Highlights:** Set NFL record with seven sacks in one game. Recorded most sacks in NFL during 1990s. Nine Pro Bowls. Named to NFL's All-Decade Team of 1990s.

**EMMITT THOMAS**

Cornerback. 6-2, 192. Born in Angleton, Texas, June 3, 1943. Bishop. Inducted in 2008. 1966-78 Kansas City Chiefs. **Highlights:** Undrafted free agent. 58 interceptions, 937 yards, five TDs. Ranked fifth all-time in interceptions at retirement. Interception leader in AFL, 1969, and NFL, 1974.

**JOE THOMAS**

Tackle. 6-6, 312. Born Dec. 4, 1984, in Brookfield, Wis. Wisconsin. Inducted in 2023. 2007-17 Cleveland Browns. **Highlights:** Played NFL-record 10,363 consecutive snaps. First offensive lineman to be named to Pro Bowl each of his first 10 seasons. First-team All-Pro honors six seasons (2009-11, 2013-15).

# PRO FOOTBALL HALL OF FAME

## THURMAN THOMAS

Running back. 5-10, 198. Born in Houston, Texas, May 16, 1966. Oklahoma State. Inducted in 2007. 1988-99 Buffalo Bills, 2000 Miami Dolphins. **Highlights:** Amassed 16,532 total yards including 12,074 yards rushing. Scored 88 touchdowns. Only player in history to lead league in yards from scrimmage four straight seasons.

## ZACH THOMAS

Linebacker. 5-11, 235. Born Sept. 1, 1973, in Pampa, Texas. Texas Tech. Inducted in 2023. 1996-2007 Miami Dolphins, 2008 Dallas Cowboys. **Highlights:** AFC Defensive Rookie of the Year in 1996. 100 tackles each of first 11 seasons. First-team All-Pro five times (1998, 1999, 2002, 2003, 2006). Voted to seven Pro Bowls.

## JIM THORPE

Halfback. 6-1, 190. Born in Prague, Okla., May 28, 1888. Died March 28, 1953. Carlisle. Inducted in 1963. 1915-17, 1919-1920, 1926 Canton Bulldogs, 1921 Cleveland Indians, 1922-23 Oorang Indians, 1924 Rock Island Independents, 1925 New York Giants, 1928 Chicago Cardinals. **Highlights:** Charter enshrinee. First president of American Professional Football Association, 1920. Played for 12 seasons.

## MICK TINGELHOFF

Center. 6-2, 237. Born in Lexington, Neb., May 22, 1940. Died Sept. 11, 2021. Nebraska. Inducted in 2015. 1962-78 Minnesota Vikings. **Highlights:** Signed as a rookie free agent. Earned starting nod as rookie and never relinquished role during career. All-NFL/All-Pro-choice seven times (1964-70).

## ANDRE TIPPETT

Linebacker. 6-3, 240. Born in Birmingham, Ala., Dec. 27, 1959. Iowa; Ellsworth (Iowa) Junior College. Inducted in 2008. 1982-88, 1990-93 New England Patriots. **Highlights:** Recorded 100 career sacks including personal best 18.5 sacks, 1984. Named to five straight Pro Bowls, 1985-89.

## Y.A. TITTLE

Quarterback. 6-0, 200. Born in Marshall, Texas, Oct. 24, 1926. Died Oct. 8, 2017. LSU. Inducted in 1971. 1948-49 Baltimore Colts (AAFC), 1950 Baltimore Colts, 1951-60 San Francisco 49ers, 1961-64 New York Giants. **Highlights:** 33,070 yards, 242 touchdowns. 33 touchdown passes in 1962 and 36 in 1963. Three-time league Player of the Year.

## LADAINIAN TOMLINSON

Running back. 5-10, 221. Born in Rosebud, Texas, June 23, 1979. TCU. Inducted in 2017. 2001-09 San Diego Chargers, 2010-11 New York Jets. **Highlights:** Captured back-to-back rushing titles, 2006-07. Named NFL's 2006 Most Valuable Player. 13,684 career yards on 3,174 carries and 145 rushing touchdowns. Added 4,772 yards on 624 catches and 17 TD receptions.

## GEORGE TRAFTON

Center. 6-2, 235. Born in Chicago, Ill., Dec. 6, 1896. Died Sept. 5, 1971. Notre Dame. Inducted in 1964. 1920-32 Decatur Staleys/Chicago Staleys/Chicago Bears. **Highlights:** First center to snap with one hand. Named top NFL center of 1920s.

## CHARLEY TRIPPI

Halfback/quarterback. 6-0, 185. Born in Pittston, Pa., Dec. 14, 1922. Died Oct. 19, 2022. Georgia. Inducted in 1968. 1947-55 Chicago Cardinals. **Highlights:** One of football's most versatile performers. Played halfback five years, quarterback for two, defense for two.

## EMLÉN TUNNELL

Safety. 6-1, 200. Born in Bryn Mawr, Pa., March 29, 1925. Died July 22, 1975. Toledo, Iowa. Inducted in 1967. 1948-58 New York Giants, 1959-61 Green Bay Packers. **Highlights:** 79 interceptions. Gained more yards on kick-off, punt and interception returns (924) in 1952 than that season's NFL rushing leader.

## CLYDE (BULLDOG) TURNER

Center. 6-2, 235. Born in Plains, Texas, March 10, 1919. Died Oct. 30, 1998. Hardin-Simmons. Inducted in 1966. 1940-52 Chicago Bears. **Highlights:** Anchored defense for four NFL championship teams, including four interceptions in five title games.

## JOHNNY UNITAS

Quarterback. 6-1, 195. Born in Pittsburgh, Pa., May 7, 1933. Died Sept. 11, 2002. Louisville. Inducted in 1979. 1956-72 Baltimore Colts, 1973 San Diego Chargers. **Highlights:** 40,239 passing yards, 290 touchdowns. Led Colts to two NFL championships. Passed for at least one touchdown in 47 consecutive games.

## GENE UPSHAW

Guard. 6-5, 255. Born in Robstown, Texas, Aug. 15, 1945. Died Aug. 20, 2008. Texas A & I. Inducted in 1987. 1967-81 Oakland Raiders. **Highlights:** Premier guard of his era, played in 10 AFL/AFC Championship Games, three Super Bowls, seven Pro Bowls.

## BRIAN URLACHER

Linebacker. 6-4, 258. Born in Pasco, Wash., May 25, 1978. New Mexico. Inducted in 2018. 2000-12 Chicago Bears. **Highlights:** Named Defensive Rookie of the Year, 2000. Defensive Player of the Year, 2005. Career statistics include 41.5 sacks and 22 interceptions. Voted to eight Pro Bowls. Named to NFL All-Decade Team of 2000s.

## NORM VAN BROCKLIN

Quarterback. 6-1, 190. Born in Eagle Butte, South Dakota, March 15, 1926. Died May 2, 1983. Oregon. Inducted in 1971. 1949-57 Los Angeles Rams, 1958-60 Philadelphia Eagles. **Highlights:** NFL-record 554 yards passing in 1951 season opener. Guided Eagles to NFL crown as league's Most Outstanding Player in 1960.

## STEVE VAN BUREN

Halfback. 6-1, 200. Born in La Ceiba, Honduras, Dec. 28, 1920. Died Aug. 23, 2012. LSU. Inducted in 1965. 1944-51 Philadelphia Eagles. **Highlights:** Four-time rushing champion. Won 1944 punt-return title and was 1945 kickoff-return champion.

## DICK VERMILE

Coach. Born in Calistoga, Calif., Oct. 30, 1936. Napa Junior College, San Jose State. Inducted in 2022. 1976-82 Philadelphia Eagles, 1997-99 St. Louis Rams, 2001-05 Kansas City Chiefs. **Highlights:** Mastered three-year turnaround, leading the Eagles, Rams and Chiefs to the postseason after years on the outside. Named NFL Coach of the Year twice by Sporting News (1979, 1999) and once by the Associated Press (1999). Overall record: 126-114-0.

## DOAK WALKER

Halfback. 5-11, 173. Born in Dallas, Texas, Jan. 1, 1927. Died Sept. 27, 1998. Southern Methodist. Inducted in 1986. 1950-55 Detroit Lions. **Highlights:** 534 points. Won two NFL scoring titles. Had winning 67-yard scoring run in 1952 title game.

## BILL WALSH

Coach. Born in Los Angeles, Calif., Nov. 30, 1931. Died July 30, 2007. San Jose State. Inducted in 1993. 1979-88 San Francisco 49ers. **Highlights:** 102-63-1 coaching record. Guided 49ers to three Super Bowl titles (XVI, XIX, XXII) in 10 years.

## DeMARCUS WARE

Linebacker-Defensive End. 6-4, 258. Born July 31, 1982, in Auburn, Ala. Troy. Inducted in 2023. 2005-13 Dallas Cowboys, 2014-16 Denver Broncos. **Highlights:** Led NFL in sacks twice (with 20 in 2008 and 15.5 in 2010). Holds Cowboys' career sacks record (117). Named to NFL's All-Decade Team of 2000s.

## PAUL WARFIELD

Wide receiver. 6-0, 188. Born in Warren, Ohio, Nov. 28, 1942. Ohio State. Inducted in 1983. 1964-69, 1976-77 Cleveland Browns, 1970-74 Miami Dolphins. **Highlights:** 8,565 yards receiving, 85 touchdowns. Eight-time Pro Bowl player. Key to both Cleveland and Miami offenses.

## KURT WARNER

Quarterback. 6-2, 220. Born in Burlington, Iowa, June 22, 1971. Northern Iowa. Inducted in 2017. 1998-2003 St. Louis Rams, 2004 New York Giants, 2005-09 Arizona Cardinals. **Highlights:** Two-time NFL MVP (1999 and 2001). Named Super Bowl XXXIV MVP. Four-time Pro Bowl choice, led NFL in average gain per attempt three times.

## BOB WATERFIELD

Quarterback. 6-2, 200. Born in Elmira, N.Y., July 26, 1920. Died March 25, 1983. UCLA. Inducted in 1965. 1945 Cleveland Rams, 1946-52 Los Angeles Rams. **Highlights:** NFL MVP as rookie in 1945, leading Rams to NFL title. Grabbed 20 interceptions in limited defensive duties.

## MIKE WEBSTER

Center. 6-2, 260. Born in Tomahawk, Wis., March 18, 1952. Died Sept. 24, 2002. Wisconsin. Inducted in 1997. 1974-88 Pittsburgh Steelers, 1989-90 Kansas City Chiefs. **Highlights:** Played in 245 games, selected to nine Pro Bowls, and won four Super Bowls during 17-year career.



**ROGER WEHRLI**

Cornerback. 6-0, 190. Born in New Point, Mo., Nov. 26, 1947. Missouri. Inducted in 2007. 1969-82 St. Louis Cardinals. **Highlights:** 40 career interceptions. Named to the NFL's All-Decade Team of 1970s. All-Pro five times. Selected to seven Pro Bowls.

**ARNIE WEINMEISTER**

Defensive tackle. 6-4, 235. Born in Rhein, Saskatchewan, Canada, March 23, 1923. Died June 29, 2000. Washington. Inducted in 1984. 1948-49 New York Yankees (AAFC), 1950-53 New York Giants. **Highlights:** Dominant defensive tackle of his time. Four-time All-NFL selection, four Pro Bowls.

**RANDY WHITE**

Defensive tackle. 6-4, 265. Born in Pittsburgh, Pa., Jan. 15, 1953. Maryland. Inducted in 1994. 1975-88 Dallas Cowboys. **Highlights:** Missed only one game in 14 seasons. Co-MVP of Super Bowl XII. Nine-time Pro Bowl selection.

**REGGIE WHITE**

Defensive end. 6-5, 291. Born in Chattanooga, Tenn., Dec. 19, 1961. Died Dec. 26, 2004. Tennessee. Inducted in 2006. 1985-92 Philadelphia Eagles, 1993-98 Green Bay Packers, 2000 Carolina Panthers. **Highlights:** Retired as all-time sack leader with 198. Named All-Pro 13 of 15 seasons including 10 as first-team selection. Named to 13 straight Pro Bowls.

**DAVE WILCOX**

Linebacker. 6-3, 241. Born in Ontario, Oregon, Sept. 29, 1942. Died April 19, 2023. Boise State, Oregon. Inducted in 2000. 1964-74 San Francisco 49ers. **Highlights:** Seven Pro Bowls, All-NFL five times. Missed only one game because of injury.

**AENEAS WILLIAMS**

Cornerback-safety. 5-11, 194. Born in New Orleans, La., Jan. 29, 1968. Southern University. Inducted in 2014. 1991-2000 Phoenix/Arizona Cardinals, 2001-04 St. Louis Rams. **Highlights:** Named to Pro Bowl seven times as a cornerback, once as safety. Recorded 55 interceptions for 807 yards, nine TDs. Named to NFL's All-Decade Team of 2000s.

**BILL WILLIS**

Guard. 6-2, 215. Born in Columbus, Ohio, Oct. 5, 1921. Died Nov. 27, 2007. Ohio State. Inducted in 1977. 1946-53 Cleveland Browns (AAFC/NFL). **Highlights:** Two-way player who excelled on defense. Four-time All-NFL player, played in three Pro Bowls.

**PATRICK WILLIS**

Linebacker. 6-1, 242. Born in Bruceston, Tenn., Jan. 25, 1985. Inducted in 2024. Mississippi. 2007-2014 San Francisco 49ers. **Highlights:** 2007 AP Defensive Rookie of the Year, five-time first-team All-Pro (2007, 2009-12) and selected to Pro Bowl in seven consecutive seasons (2007-13). Named to the NFL's All-Decade Team of the 2010s. Career stats include 20.5 sacks, 60 tackles for loss, eight interceptions and 16 forced fumbles.

**LARRY WILSON**

Safety. 6-0, 190. Born in Rigby, Idaho, March 24, 1938. Died Sept. 17, 2020. Utah. Inducted in 1978. 1960-72 St. Louis Cardinals. **Highlights:** 52 interceptions. Had interception in seven consecutive games in 1966. Made "safety blitz" famous.

**RALPH WILSON JR.**

Team owner-founder. Born in Columbus, Ohio, Oct. 17, 1918. Died March 25, 2013. Virginia, Michigan. Inducted in 2009. 1960-2013 Buffalo Bills. **Highlights:** Founded team. Bills teams captured back-to-back AFL titles in mid-1960s. Unprecedented four straight Super Bowl appearances.

**KELLEN WINSLOW**

Tight end. 6-5, 250. Born in St. Louis, Mo., Nov. 5, 1957. Missouri. Inducted in 1995. 1979-87 San Diego Chargers. **Highlights:** 541 receptions for 6,741 yards, 45 touchdowns. 13 catches. Blocked field goal in 1981 playoff win over Miami.

**ALEX WOJCIECHOWICZ**

Center. 6-0, 235. Born in South River, N.J., Aug. 12, 1915. Died July 13, 1992. Fordham. Inducted in 1968. 1938-46 Detroit Lions, 1946-50 Philadelphia Eagles. **Highlights:** One of league's first iron men. Played both ways for eight years with Lions.

**RON WOLF**

Contributor. Born in New Freedom, Pa., Dec. 30, 1938. Oklahoma. Inducted in 2015. 1963-74, 1979-89 Oakland/Los Angeles Raiders, 1966 American Football League, 1976-78 Tampa Bay Buccaneers, 1990-91 New York Jets, 1991-2001 Green Bay Packers. **Highlights:** Recognized as one of finest personnel men in pro football. Began career as a scout for Raiders in 1963. Spent 23 seasons helping build Raiders franchise. Turned Packers into dominant NFL franchise.

**WILLIE WOOD**

Safety. 5-10, 190. Born in Washington, D.C., Dec. 23, 1936. Died Feb. 3, 2020. Southern California. Inducted in 1989. 1960-71 Green Bay Packers. **Highlights:** 48 interceptions. Competed in six NFL Championship Games and Super Bowls I and II.

**CHARLES WOODSON**

Cornerback/safety. 6-1, 210. Born in Fremont, Ohio, Oct. 7, 1976. Michigan. Inducted in 2021. 1998-2005, 2013-15 Oakland Raiders, 2006-12 Green Bay Packers. **Highlights:** AP Defensive Rookie of the Year, 1998. Totaled 65 career interceptions. First player in NFL history with 50 career interceptions and 20 sacks. AP Defensive Player of the Year, 2009. Member of NFL's All-Decade Team of the 2000s.

**ROD WOODSON**

Cornerback-safety. 6-0, 200. Born in Fort Wayne, Ind., March 10, 1965. Purdue. Inducted in 2009. 1987-96 Pittsburgh Steelers, 1997 San Francisco 49ers, 1998-2001 Baltimore Ravens, 2002-03 Oakland Raiders. **Highlights:** 71 interceptions returned for 1,483 yards and NFL-record 12 TDs. Named NFL Defensive Player of the Year, 1993. Member of NFL's 75th Anniversary Team. 11 Pro Bowls.

**RAYFIELD WRIGHT**

Tackle. 6-6, 255. Born in Griffin, Ga., Aug. 23, 1945. Died April 7, 2022. Fort Valley State. Inducted in 2006. 1967-79 Dallas Cowboys. **Highlights:** Named first- or second-team All-Pro and voted to Pro Bowl six straight seasons, 1971-76. Played in six NFC championship games and five Super Bowls. Named to NFL's All-Decade Team of 1970s.

**RON YARY**

Tackle. 6-5, 255. Born in Chicago, Ill., July 16, 1946. Cerritos (Calif.) J.C., Southern California. Inducted in 2001. 1968-81 Minnesota Vikings, 1982 Los Angeles Rams. **Highlights:** All-Pro six consecutive seasons, All-NFC eight consecutive years. Named to seven Pro Bowls. Started in four Super Bowls and five NFL/NFC Championship Games.

**BRYANT YOUNG**

Defensive Tackle/Defensive End. 6-3, 291. Born in Chicago Heights, Illinois, January 27, 1972. Notre Dame. Inducted in 2022. 1994-2007 San Francisco 49ers. **Highlights:** Amassed 89.5 career sacks. Registered multiple sacks in each of his 14 seasons. Started in two NFC Championship Games and one Super Bowl (49ers' victory in SB XXIX). First-team All-Pro twice (1996, 1998). Voted to four Pro Bowls. Named to NFL's All-Decade Team of the 1990s.

**GEORGE YOUNG**

Contributor/general manager. Born in Baltimore, Md., Sept. 22, 1930. Died Dec. 8, 2001. Bucknell, Johns Hopkins, Loyola. Inducted in 2020. 1968-74 Baltimore Colts, 1975-78 Miami Dolphins, 1979-97 New York Giants, 1998-2001 National Football League. **Highlights:** General manager of Giants teams that won Super Bowls XXI, XXV. Was named NFL Executive of the Year unprecedented five times, 1984, 1986, 1990, 1993, 1997.

**STEVE YOUNG**

Quarterback. 6-2, 205. Born in Salt Lake City, Utah, Oct. 11, 1961. Brigham Young. Inducted in 2005. 1985-86 Tampa Bay Buccaneers, 1987-99 San Francisco 49ers. **Highlights:** Led NFL in passing a record-tying six times. Passed for more than 33,000 yards and 232 touchdowns in career. MVP of Super Bowl XXIX. Elected to seven Pro Bowls.

**JACK YOUNGBLOOD**

Defensive end. 6-4, 247. Born in Jacksonville, Fla., Jan. 26, 1950. Florida. Inducted in 2001. 1971-84 Los Angeles Rams. **Highlights:** Played in club-record 201 consecutive games. Played in five NFC Championship Games, one Super Bowl. Named All-Pro five times, All-NFC seven times. Elected to seven consecutive Pro Bowls. Lions.

**GARY ZIMMERMAN**

Tackle. 6-6, 294. Born in Fullerton, Calif., Dec. 13, 1961. Oregon. Inducted in 2008. 1986-92 Minnesota Vikings, 1993-97 Denver Broncos. **Highlights:** Named to seven Pro Bowls. One of handful of players to be named to two NFL All-Decade Teams, 1980s and 1990s.

# ENSHRINEES BY YEAR OF INDUCTION

**CHARTER CLASS, 1963**  
(Sept. 7, 1963)  
Sammy Baugh\*  
Bert Bell\*  
Joe Carr\*  
Earl (Dutch) Clark\*  
Harold (Red) Grange\*  
George Halas\*  
Mel Hein\*  
Wilbur (Pete) Henry\*  
Robert (Cal) Hubbard\*  
Don Hutson\*  
Earl (Curly) Lambeau\*  
Tim Mara\*  
George Preston Marshall\*  
John (Blood) McNally\*  
Bronko Nagurski\*  
Ernie Nevers\*  
Jim Thorpe\*

**CLASS OF 1964**  
(Sept. 6, 1964)  
Jimmy Conzelman\*  
Ed Healey\*  
Clarke Hinkle\*  
William Roy (Link) Lyman\*  
Mike Michalske\*  
Art Rooney\*  
George Trafton\*

**CLASS OF 1965**  
(Sept. 12, 1965)  
Guy Chamberlin\*  
John (Paddy) Driscoll\*  
Dan Fortmann\*  
Otto Graham\*  
Sid Luckman\*  
Steve Van Buren\*  
Bob Waterfield\*

**CLASS OF 1966**  
(Sept. 17, 1966)  
Bill Dudley\*  
Joe Guyon\*  
Arnie Herber\*  
Walt Kiesling\*  
George McAfee\*  
Steve Owen\*  
Hugh (Shorty) Ray\*  
Clyde (Bulldog) Turner\*

**CLASS OF 1967**  
(Aug. 5, 1967)  
Chuck Bednarik\*  
Charles W. Bidwill Sr.\*  
Paul Brown\*  
Bobby Layne\*  
Dan Reeves\*  
Ken Strong\*  
Joe Stydahar\*  
Emlen Tunnell\*

**CLASS OF 1968**  
(Aug. 3, 1968)  
Cliff Battles\*  
Art Donovan\*  
Elroy (Crazylegs) Hirsch\*  
Wayne Miller\*  
Marion Motley\*  
Charley Trippi\*  
Alex Wojciechowicz\*

**CLASS OF 1969**  
(Sept. 13, 1969)  
Albert Glen (Turk) Edwards\*  
Earle (Greasy) Neale\*  
Leo Nomellini\*  
Joe Perry\*  
Ernie Stautner\*

**CLASS OF 1970**  
(Aug. 8, 1970)  
Jack Christiansen\*  
Tom Fears\*  
Hugh McElhenny\*  
Pete Pihos\*

**CLASS OF 1971**  
(July 31, 1971)  
Jim Brown\*  
Bill Hewitt\*  
Frank (Bruiser) Kinard\*  
Vince Lombardi\*  
Andy Robustelli\*  
Y. A. Tittle\*  
Norm Van Brocklin\*

**CLASS OF 1972**  
(July 29, 1972)  
Lamar Hunt\*  
Gino Marchetti\*  
Ollie Matson\*  
Clarence (Ace) Parker\*

**CLASS OF 1973**  
(July 28, 1973)  
Raymond Berry  
Jim Parker\*  
Joe Schmidt

**CLASS OF 1974**  
(July 27, 1974)  
Tony Canadeo\*  
Bill George\*  
Lou Groza\*  
Dick (Night Train) Lane\*

**CLASS OF 1975**  
(Aug. 2, 1975)  
Roosevelt Brown\*  
George Connor\*  
Dante Lavelli\*  
Lenny Moore

**CLASS OF 1976**  
(July 24, 1976)  
Ray Flaherty\*  
Len Ford\*  
Jim Taylor\*

**CLASS OF 1977**  
(July 30, 1977)  
Frank Gifford\*  
Forrest Gregg\*  
Gale Sayers\*  
Barb Star\*  
Bill Willis\*

**CLASS OF 1978**  
(July 29, 1978)  
Lance Alworth\*  
Weeb Ewbank\*  
Alphonse (Tuffy) Leamans\*  
Ray Nitschke\*  
Larry Wilson\*

**CLASS OF 1979**  
(July 28, 1979)  
Dick Butkus\*  
Yale Ray\*  
Ron Mix\*  
Johnny Unitas\*

**CLASS OF 1980**  
(Aug. 2, 1980)  
Herb Adderley\*  
David (Deacon) Jones\*  
Bob Lilly\*  
Jim Otto\*

**CLASS OF 1981**  
(Aug. 1, 1981)  
Morris (Red) Badgro\*  
George Blanda\*  
Willie Davis\*  
Jim Ringo\*

**CLASS OF 1982**  
(Aug. 7, 1982)  
Doug Atkins\*  
Sam Huff\*  
George Musso\*  
Merlin Olsen\*

**CLASS OF 1983**  
(July 30, 1983)  
Bobby Bell\*  
Sid Gillman\*  
Sonny Jurgensen\*  
Bobby Mitchell\*  
Paul Warfield

**CLASS OF 1984**  
(July 28, 1984)  
Willie Brown\*  
Mike McCormack\*  
Charley Taylor\*  
Arnie Weinmeister\*

**CLASS OF 1985**  
(Aug. 3, 1985)  
Frank Gatski\*  
Joe Namath\*  
Pete Rozelle\*  
O. J. Simpson\*  
Roger Staubach

**CLASS OF 1986**  
(Aug. 2, 1986)  
Paul Hornung\*  
Ken Houston\*  
Willie Lanier\*  
Fran Tarkenton\*  
Doak Walker\*

**CLASS OF 1987**  
(Aug. 8, 1987)  
Larry Csonka\*  
Len Dawson\*  
Joe Greene\*  
John Henry Johnson\*  
Jim Langer\*  
Don Maynard\*  
Gene Upshaw\*

**CLASS OF 1988**  
(July 30, 1988)  
Fred Biletnikoff\*  
Mike Ditka\*  
Jack Ham\*  
Alan Page

**CLASS OF 1989**  
(Aug. 5, 1989)  
Mel Blount\*  
Terry Bradshaw\*  
Art Shell\*  
Willie Wood\*

**CLASS OF 1990**  
(Aug. 4, 1990)  
Buck Buchanan\*  
Bob Griese\*  
Franco Harris\*  
Ted Hendricks\*  
Jack Lambert\*  
Tom Landry\*  
Bob St. Clair\*

**CLASS OF 1991**  
(July 27, 1991)  
Earl Campbell\*  
John Hannah\*  
Stan Jones\*  
Tex Schramm\*  
Jan Stenerud

**CLASS OF 1992**  
(Aug. 1, 1992)  
Lem Barney\*  
Al Davis\*  
John Mackey\*  
John Riggins

**CLASS OF 1993**  
(July 31, 1993)  
Dan Fouts\*  
Larry Little\*  
Chuck Noll\*  
Walter Payton\*  
Bill Walsh\*

**CLASS OF 1994**  
(July 30, 1994)  
Tony Dorsett\*  
Bud Grant\*  
Jerry Johnson\*  
Leroy Kelly\*  
Jackie Smith\*  
Randy White

**CLASS OF 1995**  
(July 29, 1995)  
Jim Finks\*  
Henry Jordan\*  
Steve Largent\*  
Lee Roy Selmon\*  
Kellen Winslow

**CLASS OF 1996**  
(July 27, 1996)  
Lou Creekmur\*  
Dan Dierdorf\*  
Joe Gibbs\*  
Charlie Joiner\*  
Mel Renfro

**CLASS OF 1997**  
(July 26, 1997)  
Mike Haynes\*  
Wellington Mara\*  
Don Shula\*  
Mike Webster\*

**CLASS OF 1998**  
(Aug. 1, 1998)  
Paul Krause\*  
Tommy McDonald\*  
Anthony Muñoz\*  
Mike Singletary\*  
Dwight Stephenson

**CLASS OF 1999**  
(Aug. 7, 1999)  
Eric Dickerson\*  
Tom Mack\*  
Ozzie Newsome\*  
Billy Shaw\*  
Lawrence Taylor

**CLASS OF 2000**  
(July 29, 2000)  
Howie Long\*  
Ronnie Lott\*  
Joe Montana\*  
Dan Rooney\*  
Dave Wilcox

**CLASS OF 2001**  
(Aug. 4, 2001)  
Nick Buoniconti\*  
Marv Levy\*  
Mike Munchak\*  
Jackie Slater\*  
Lynn Swann\*  
Ron Yary\*  
Jack Youngblood

**CLASS OF 2002**  
(Aug. 3, 2002)  
George Allen\*  
Dave Casper\*  
Dan Hampton\*  
Jim Kelly\*  
John Stallworth

**CLASS OF 2003**  
(Aug. 3, 2003)  
Marcus Allen\*  
Elvin Bethea\*  
Joe DeLamielleure\*  
James Lofton\*  
Hank Stram\*

**CLASS OF 2004**  
(Aug. 8, 2004)  
Bob (Boomer) Brown\*  
Carl Eller\*  
John Elway\*  
Barry Sanders

**CLASS OF 2005**  
(Aug. 7, 2005)  
Benny Friedman\*  
Dan Marino\*  
Fritz Pollard\*  
Steve Young

**CLASS OF 2006**  
(Aug. 6, 2006)  
Troy Aikman\*  
Harry Carson\*  
John Madden\*  
Warren Moon\*  
Reggie White\*  
Rayfield Wright\*

**CLASS OF 2007**  
(Aug. 4, 2007)  
Gene Hickerson\*  
Michael Irvin\*  
Bruce Matthews\*  
Charlie Sanders\*  
Thurman Thomas\*  
Roger Wehrli

**CLASS OF 2008**  
(Aug. 2, 2008)  
Fred Dean\*  
Darrell Green\*  
Art Monk\*  
Emmitt Thomas\*  
Andre Tippett\*  
Gary Zimmerman

**CLASS OF 2009**  
(Aug. 8, 2009)  
Bob Hayes\*  
Randall McDaniel\*  
Bruce Smith\*  
Derrick Thomas\*  
Ralph Wilson Jr.\*  
Rod Woodson

**CLASS OF 2010**  
(Aug. 7, 2010)  
Russ Grimm\*  
Rickey Jackson\*  
Dick LeBeau\*  
Floyd Little\*  
John Randle\*  
Jerry Rice\*  
Emmitt Smith

**CLASS OF 2011**  
(Aug. 6, 2011)  
Richard Dent\*  
Marshall Faulk\*  
Chris Hanburger\*  
Les Richter\*  
Ed Sabol\*  
Deion Sanders\*  
Shannon Sharpe

**CLASS OF 2012**  
(Aug. 4, 2012)  
Jack Butler\*  
Dermontti Dawson\*  
Chris Doleman\*  
Cortez Kennedy\*  
Curtis Martin\*  
Willie Roaf

**CLASS OF 2013**  
(Aug. 3, 2013)  
Larry Allen\*  
Cris Carter\*  
Curley Culp\*  
Jonathan Ogden\*  
Bill Parcells\*  
Dave Robinson\*  
Warren Sapp

**CLASS OF 2014**  
(Aug. 2, 2014)  
Derrick Brooks\*  
Ray Guy\*  
Claude Humphrey\*  
Walter Jones\*  
Andre Reed\*  
Michael Strahan\*  
Aeneas Williams

**CLASS OF 2015**  
(Aug. 8, 2015)  
Jerome Bettis\*  
Tim Brown\*  
Charles Haley\*  
Bill Polian\*  
Junior Seau\*  
Will Shields\*  
Mick Tingelhoff\*  
Ron Wolf

**CLASS OF 2016**  
(Aug. 6, 2016)  
Edward DeBartolo Jr.\*  
Tony Dungy\*  
Brett Favre\*  
Kevin Greene\*  
Marvin Harrison\*  
Orlando Pace\*  
Ken Stabler\*  
Dick Stanier\*

**CLASS OF 2017**  
(Aug. 5, 2017)  
Morten Andersen\*  
Terrell Davis\*  
Kenny Easley\*  
Jerry Jones\*  
Jason Taylor\*  
LaDainian Tomlinson\*  
Kurt Warner

**CLASS OF 2018**  
(Aug. 4, 2018)  
Bobby Beathard\*  
Robert Brazile\*  
Brian Dawkins\*  
Jerry Kramer\*  
Ray Lewis\*  
Randy Moss\*  
Terrell Owens\*  
Brian Urlacher

**CLASS OF 2019**  
(Aug. 3, 2019)  
Champ Bailey\*  
Pat Bowen\*  
Gil Brandt\*  
Tony Gonzalez\*  
Ty Law\*  
Kevin Mawae\*  
Ed Reed\*  
Johnny Robinson

**CENTENNIAL CLASS OF 2020**  
(April 28, 2021)  
Bobby Dillon\*  
Winston Hill\*  
Alex Karras\*  
Steve Sabol\*  
Duke Slater\*  
Mac Speedie\*  
Ed Sprinkle\*  
George Young\*

(Aug. 7, 2021)  
Steve Atwater\*  
Isaac Bruce\*  
Harold Carmichael\*  
Jimbo Covert\*  
Bill Cowher\*  
Cliff Harris\*  
Steve Hutchinson\*  
Egginer James\*  
Jimmy Johnson\*  
Troy Polamalu\*  
Donnie Shell\*  
Paul Tagliabue

**CLASS OF 2021**  
(Aug. 8, 2021)  
Alan Faneua\*  
Tom Flores\*  
Calvin Johnson\*  
John Lynch\*  
Peyton Manning\*  
Bill Nunn\*  
Drew Pearson\*  
Charles Woodson

**CLASS OF 2022**  
(Aug. 6, 2022)  
Tony Boselli\*  
Cliff Branch\*  
LeRoy Butler\*  
Art McNally\*  
Sam Mills\*  
Richard Seymour\*  
Dick Vermeil\*  
Bryant Young

**CLASS OF 2023**  
(Aug. 5, 2023)  
Ronde Barber\*  
Don Conwell\*  
Chuck Howley\*  
Joe Klecko\*  
Darrelle Revis\*  
Ken Riley\*  
Joe Thomas\*  
Zach Thomas\*  
DeMarcus Ware

**CLASS OF 2024**  
(Aug. 3, 2024)  
Dwight Green\*  
Randy Gradishar\*  
Hester Hester\*  
Andre Johnson\*  
Steve McMichael\*  
Julius Peppers\*  
Patrick Willis

\*Deceased

# CHRONOLOGY OF PROFESSIONAL FOOTBALL

## 1869

Rutgers and Princeton played a college soccer football game, the first ever, Nov. 6. The game used modified London Football Association rules. During the next seven years, rugby gained favor with the major eastern schools over soccer, and modern football began to develop from rugby.

## 1876

At the Massasoit convention, the first rules for American football were written. Walter Camp, who would become known as the father of American football, first became involved with the game.

## 1892

In an era in which football was a major attraction of local athletic clubs, an intense competition between two Pittsburgh-area clubs, the Allegheny Athletic Association (AAA) and the Pittsburgh Athletic Club (PAC), led to the making of the first professional football player. Former Yale All-America guard William (Pudge) Heffelfinger was paid \$500 by the AAA to play in a game against the PAC, becoming the first person to be paid to play football, Nov. 12. The AAA won the game 4-0 when Heffelfinger picked up a PAC fumble and ran 35 yards for a touchdown.

## 1893

The Pittsburgh Athletic Club signed one of its players, probably halfback Grant Dibert, to the first known pro football contract, which covered all of the PAC's games for the year.

## 1895

John Brallier became the first football player to openly turn pro, accepting \$10 and expenses to play for the Latrobe YMCA against the Jeannette Athletic Club.

## 1896

The Allegheny Athletic Association team fielded the first completely professional team for its abbreviated two-game season.

## 1897

The Latrobe Athletic Association football team went entirely professional, becoming the first team to play a full season with only professionals.

## 1898

► A touchdown was changed from four points to five.

► Chris O'Brien formed a neighborhood team, which played under the name the Morgan Athletic Club, on the south side of Chicago. The team later became known as the Normals, then the Racine (for a street in Chicago) Cardinals, the Chicago Cardinals, the St. Louis Cardinals, the Phoenix Cardinals, and, in 1994, the Arizona Cardinals. The team remains the oldest continuing operation in pro football.

## 1900

William C. Temple took over the team payments for the Duquesne Country and Athletic Club, becoming the first known individual club owner.

## 1902

► Baseball's Philadelphia Athletics, managed by Connie Mack, and the Philadelphia Phillies formed professional football teams, joining the Pittsburgh Stars in the first attempt at a pro football league, named the National Football League. The Athletics won the first night football game ever played, 39-0 over Kanaweola AC at Elmira, New York, Nov. 21.

► All three teams claimed the pro championship for the year, but the league president, Dave Berry, named the Stars the champions. Pitcher Rube Waddell was with the Athletics, and pitcher Christy Mathewson a fullback for Pittsburgh.

► The first World Series of pro football, actually a five-team tournament, was played among a team made up of players from both the Athletics and the Phillies, but simply named New York; the New York Knickerbockers; the Syracuse AC; the Warlow AC; and the Orange (New Jersey) AC at New York's original Madison Square Garden. New York and Syracuse played the first indoor football game before 3,000, Dec. 28. Syracuse, with Glen (Pop) Warner at guard, won 6-0 and went on to win the tournament.

## 1903

► The Franklin (Pa.) Athletic Club won the second and last World Series of pro football over the Oreos AC of Asbury Park, New Jersey; the Watertown Red and Blacks; and the Orange AC.

► Pro football was popularized in Ohio when the Massillon Tigers, a strong amateur team, hired four Pittsburgh pros to play in the season-ending game against Akron. At the same time, pro football declined in the Pittsburgh area, and the emphasis on the pro game moved west from Pennsylvania to Ohio.

## 1904

► A field goal was changed from five points to four.

► Ohio had at least seven pro teams, with Massillon winning the Ohio Independent Championship, that is, the pro title. Talk surfaced about forming a state-wide league to end spiraling salaries brought about by constant bidding for players and to write universal rules for the game. The feeble attempt to start the league failed.

► Halfback Charles Follis signed a contract with the Shelby (Ohio) AC, making him the first known black pro football player.

## 1905

The Canton AC, later to become known as the Bulldogs, became a professional team. Massillon again won the Ohio League championship.

## 1906

► The forward pass was legalized. The first authenticated pass completion in a pro game came on Oct. 25, when George (Peggy) Parratt of Massillon threw a completion to Dan (Bullet) Riley in a victory over a combined Benwood-Moundsville team.

► Arch-rivals Canton and Massillon, the two best pro teams in America, played twice, with Canton winning the first game, but Massillon winning the second and the Ohio League championship. A betting scandal and the financial disaster wrought upon the two clubs by paying huge salaries caused a temporary decline in interest in pro football in the two cities and, somewhat, throughout Ohio.

## 1909

A field goal dropped from four points to three.

## 1912

► A touchdown was increased from five points to six.

► Jack Cusack revived a strong pro team in Canton.

## 1913

Jim Thorpe, a former football and track star at the Carlisle Indian School (Pa.) and a double gold medal winner at the 1912 Olympics in Stockholm, played for the Pine Village Pros in Indiana.

## 1915

Massillon again fielded a major team, reviving the old rivalry with Canton. Cusack signed Thorpe to play for Canton for \$250 a game.

## 1916

With Thorpe and former Carlisle teammate Pete Calac starring, Canton went 9-0-1, won the Ohio League championship, and was acclaimed the pro football champion.

## 1917

Despite an upset by Massillon, Canton again won the Ohio League championship.

## 1919

► Canton again won the Ohio League championship, despite the team having been turned over from Cusack to Ralph Hay. Thorpe and Calac were joined in the backfield by Joe Guyon.

► Earl (Curly) Lambeau and newspaperman George Calhoun founded the Green Bay Packers on Aug. 11. The local Indian Packing Company sponsored the team for two years while it played an independent schedule.

## 1920

► Pro football was in a state of confusion due to three major problems: dramatically rising salaries; players continually jumping from one team to another following the highest offer; and the use of college players still enrolled in school. A league in which all the members would follow the same rules seemed the answer. An organizational meeting, at which the Akron Pros, Canton Bulldogs, Cleveland Indians, and Dayton Triangles were represented, was held at the Jordan and Hupmobile auto showroom in Canton, Ohio, Aug. 20. This meeting resulted in the formation of the American Professional Football Conference.

## CHRONOLOGY OF PROFESSIONAL FOOTBALL

- ▶ A second organizational meeting was held in Canton, Sept. 17. The teams were from four states—Akron, Canton, Cleveland, and Dayton from Ohio; the Hammond Pros and Muncie Flyers from Indiana; the Rochester Jeffersons from New York; and the Rock Island Independents, Decatur Staleys, and Racine Cardinals from Illinois. The name of the league was changed to the American Professional Football Association. Hoping to capitalize on his fame, the members elected Thorpe president; Stanley Cofall of Cleveland was elected vice president. A membership fee of \$100 per team was charged to give an appearance of respectability, but no team ever paid it. Scheduling was left up to the teams, and there were wide variations, both in the overall number of games played and in the number played against APFA member teams.
- ▶ Four other teams—the Buffalo All-Americans, Chicago Tigers, Columbus Panhandles, and Detroit Heralds—joined the league sometime during the year. On Sept. 26, the first game featuring an APFA team was played at Rock Island's Douglas Park. A crowd of 800 watched the Independents defeat the St. Paul Ideals 48-0. A week later, Oct. 3, the first game matching two APFA teams was held. At Triangle Park, Dayton defeated Columbus 14-0, with Lou Partlow of Dayton scoring the first touchdown in a game between Association teams. The same day, Rock Island defeated Muncie 45-0.
- ▶ By the beginning of December, most of the teams in the APFA had abandoned their hopes for a championship, and some of them, including the Chicago Tigers and the Detroit Heralds, had finished their seasons, disbanded, and had their franchises canceled by the Association. Four teams—Akron, Buffalo, Canton, and Decatur—still had championship aspirations, but a series of late-season games among them left Akron as the only undefeated team in the Association. At one of these games, Akron sold tackle Bob Nash to Buffalo for \$300 and five percent of the gate receipts—the first APFA player deal.

### 1921

- ▶ At the league meeting in Akron, April 30, the championship of the 1920 season was awarded to the Akron Pros. The APFA was reorganized, with Joe Carr of the Columbus Panhandles named president and Carl Stork of Dayton secretary-treasurer. Carr moved the Association's headquarters to Columbus, drafted a league constitution and by-laws, gave teams territorial rights, restricted player movements, developed membership criteria for the franchises, and issued standings for the first time, so that the APFA would have a clear champion.
- ▶ The Association's membership increased to 22 teams, including the Green Bay Packers who were awarded to J. Emmett Clair of the Acme Packing Co. on Aug. 27. The team cut ties with Acme Packing in October.

- ▶ Thorpe moved from Canton to the Cleveland Indians, but he was hurt early in the season and played very little.
- ▶ A.E. Staley turned the Decatur Staleys over to player-coach George Halas, who moved the team to Cubs Park in Chicago. Staley paid Halas \$5,000 to keep the name Staleys for one more year. Halas made halfback Ed (Dutch) Sternaman his partner.
- ▶ Player-coach Fritz Pollard of the Akron Pros became the first black head coach.
- ▶ The Staleys claimed the APFA championship with a 9-1-1 record, as did Buffalo at 9-1-2. Carr ruled in favor of the Staleys, giving Halas his first championship.

### 1922

- ▶ After admitting the use of players who had college eligibility remaining, J. Emmett Clair withdrew from the APFA, Jan. 28. Six months later, the Packers were readmitted to the renamed NFL. The private Green Bay Football Club, with Curly Lambeau as president, suffered heavy financial losses and folded at the end of the season.
- ▶ The American Professional Football Association changed its name to the National Football League, June 24. The Chicago Staleys became the Chicago Bears.
- ▶ The NFL fielded 18 teams, including the new Oorang Indians of Marion, Ohio, an all-Indian team featuring Thorpe, Joe Guyon, and Pete Calac, and sponsored by the Oorang dog kennels.
- ▶ Canton, led by player-coach Guy Chamberlin and tackles Link Lyman and Wilbur (Pete) Henry, emerged as the league's first true powerhouse, going 10-0-2.

### 1923

- ▶ For the first time, all of the franchises considered to be part of the NFL fielded teams. Thorpe played his second and final season for the Oorang Indians. Against the Bears, Thorpe fumbled, and Halas picked up the ball and returned it 98 yards for a touchdown, a record that would last until 1972.
- ▶ Canton had its second consecutive undefeated season, going 11-0-1 for the NFL title.

### 1924

- ▶ The league had 18 franchises, including new ones in Kansas City, Kenosha, and Frankford, a section of Philadelphia. League champion Canton, successful on the field but not at the box office, was purchased by the owner of the Cleveland franchise, who kept the Canton franchise inactive, while using the best players for his Cleveland team, which he renamed the Bulldogs. Cleveland won the title with a 7-1-1 record.

### 1925

- ▶ Five new franchises were admitted to the NFL—the New York Giants, who were awarded to Tim Mara and Billy Gibson for \$500; the Detroit Panthers, featuring Jimmy Conzelmann as owner, coach, and tailback; the Providence Steam Roller; a new Canton Bulldogs team; and the Pottsville Maroons,

who had been perhaps the most successful independent pro team. The NFL established its first player limit, at 16 players.

- ▶ Late in the season, the NFL made its greatest coup in gaining national recognition. Shortly after the University of Illinois season ended in November, All-America halfback Harold (Red) Grange signed a contract to play with the Chicago Bears. On Thanksgiving Day, a crowd of 36,000—the largest in pro football history—watched Grange and the Bears play the Chicago Cardinals to a scoreless tie at Wrigley Field. At the beginning of December, the Bears left on a barnstorming tour that saw them play eight games in 12 days, in St. Louis, Philadelphia, New York City, Washington, Boston, Pittsburgh, Detroit, and Chicago. A crowd of 73,000 watched the game against the Giants at the Polo Grounds, helping assure the future of the troubled NFL franchise in New York. The Bears then played nine more games in the South and West, including a game in Los Angeles, in which 75,000 fans watched them defeat the Los Angeles Tigers in the Los Angeles Memorial Coliseum.
  - ▶ Pottsville and the Chicago Cardinals were the top contenders for the league title, with Pottsville winning a late-season meeting 21-7. Pottsville scheduled a game against a team of former Notre Dame players for Shibe Park in Philadelphia. Frankford lodged a protest not only because the game was in Frankford's protected territory, but because it was being played the same day as a Yellow Jackets home game. Carr gave three different notices forbidding Pottsville to play the game, but Pottsville played anyway, Dec. 12. That day, Carr fined the club, suspended it from all rights and privileges (including the right to play for the NFL championship), and re-turned its franchise to the league. The Cardinals, who ended the season with the best record in the league, were named the 1925 champions.
- ### 1926
- ▶ Grange's manager, C.C. Pyle, told the Bears that Grange wouldn't play for them unless he was paid a five-figure salary and given one-third ownership of the team. The Bears refused. Pyle leased Yankee Stadium in New York City, then petitioned for an NFL franchise. After he was refused, he started the first American Football League. It lasted one season and included Grange's New York Yankees and eight other teams. The AFL champion Philadelphia Quakers played a December game against the New York Giants, seventh in the NFL, and the Giants won 31-0. At the end of the season, the AFL folded.
  - ▶ Halas pushed through a rule that prohibited any team from signing a player whose college class had not graduated.
  - ▶ The NFL grew to 22 teams, including the Duluth Eskimos, who signed All-America fullback Ernie Nevers of Stanford, giving the league a gate attraction to rival Grange. The 15-member Eskimos, dubbed the Iron Men of the North, played 29 exhibition and

## CHRONOLOGY OF PROFESSIONAL FOOTBALL

league games, 28 on the road, and Nevers played in all but 29 minutes of them.

- ▶ Frankford edged the Bears for the championship, despite Halas having obtained John (Paddy) Driscoll from the Cardinals. On Dec. 4, the Yellow Jackets scored in the final two minutes to defeat the Bears 7-6 and move ahead of them in the standings.

### 1927

At a special meeting in Cleveland, April 23, Carr decided to secure the NFL's future by eliminating the financially weaker teams and consolidating the quality players onto a limited number of more successful teams. The new-look NFL dropped to 12 teams, and the center of gravity of the league left the Midwest, where the NFL had started, and began to emerge in the large cities of the East. One of the new teams was Grange's New York Yankees, but Grange suffered a knee injury and the Yankees finished in the middle of the pack. The NFL championship was won by the cross-town rival New York Giants, who posted 10 shutouts in 13 games.

### 1928

Grange and Nevers both retired from pro football, and Duluth disbanded, as the NFL was reduced to only 10 teams. The Providence Steam Roller of Jimmy Conzelman and Pearce Johnson won the championship, playing in the Cycledrome, a 10,000-seat oval that had been built for bicycle races.

### 1929

- ▶ Chris O'Brien sold the Chicago Cardinals to David Jones, July 27.
- ▶ The NFL added a fourth official, the field judge, July 28.
- ▶ Grange and Nevers returned to the NFL. Nevers scored six rushing touchdowns and four extra points as the Cardinals beat Grange's Bears 40-6, Nov. 28. The 40 points set a record that remains the NFL's oldest.
- ▶ Providence became the first NFL team to host a game at night under floodlights, against the Cardinals, Nov. 6.
- ▶ The Packers added back Johnny Blood (McNally), tackle Cal Hubbard, and guard Mike Michalske, and won their first NFL championship, edging the Giants, who featured quarterback Benny Friedman.

### 1930

- ▶ Dayton, the last of the NFL's original franchises, was purchased by William B. Dwyer and John C. Depler, moved to Brooklyn, and renamed the Dodgers. The Portsmouth, Ohio, Spartans entered the league.
- ▶ The Packers edged the Giants for the title, but the most improved team was the Bears. Halas retired as a player and replaced himself as coach of the Bears with Ralph Jones, who refined the T-formation by introducing wide ends and a halfback in motion. Jones also introduced rookie All-America fullback-tackle Bronko Nagurski.
- ▶ The Giants defeated a team of former Notre Dame players coached by Knute Rockne 22-0 before 55,000 at the Polo Grounds, Dec. 14. The proceeds went to the New York Unemployment Fund to help those suffering

because of the Great Depression, and the easy victory helped give the NFL credibility with the press and the public.

### 1931

- ▶ The NFL decreased to 10 teams, and halfway through the season the Frankford franchise folded. Carr fined the Bears, Packers, and Portsmouth \$1,000 each for using players whose college classes had not graduated.
- ▶ The Packers won an unprecedented third consecutive title, beating out the Spartans, who were led by rookie backs Earl (Dutch) Clark and Glenn Presnell.

### 1932

- ▶ George Preston Marshall, Vincent Bendix, Jay O'Brien, and M. Dorland Doyle were awarded a franchise for Boston, July 9. Despite the presence of two rookies—halfback Cliff Battles and tackle Glen (Turk) Edwards—the new team, named the Braves, lost money and Marshall was left as the sole owner at the end of the year.
- ▶ NFL membership dropped to eight teams, the lowest in history. Official statistics were kept for the first time. The Bears and the Spartans finished the season in the first-ever tie for first place. After the season finale, the league office arranged for an additional regular-season game to determine the league champion. The game was moved indoors to Chicago Stadium because of bitter cold and heavy snow. The arena allowed only an 80-yard field that came right to the walls. The goal posts were moved from the end lines to the goal lines and, for safety, inbounds lines or hashmarks where the ball would be put in play were drawn 10 yards from the walls that butted against the sidelines. The Bears won 9-0, Dec. 18, scoring the winning touchdown on a two-yard pass from Nagurski to Grange. The Spartans claimed Nagurski's pass was thrown from less than five yards behind the line of scrimmage, violating the existing passing rule, but the play stood.

### 1933

- ▶ The NFL, which long had followed the rules of college football, made a number of significant changes from the college game for the first time and began to develop rules serving its needs and the style of play it preferred. The innovations from the 1932 championship game—inbounds line or hashmarks and goal posts on the goal lines—were adopted. Also the forward pass was legalized from anywhere behind the line of scrimmage, Feb. 25.
- ▶ Marshall and Halas pushed through a proposal that divided the NFL into two divisions, with the winners to meet in an annual championship game, July 8.
- ▶ Three new franchises joined the league—the Pittsburgh Pirates of Art Rooney, the Philadelphia Eagles of Bert Bell and Lud Wray, and the Cincinnati Reds. The Staten Island Stapletons suspended operations for a year, but never returned to the league.

- ▶ Halas bought out Sternaman, became sole owner of the Bears, and reinstated himself as head coach. Marshall changed the name of the Boston Braves to the Redskins. David Jones sold the Chicago Cardinals to Charles W. Bidwill.
- ▶ In the first NFL Championship Game scheduled before the season, the Western Division champion Bears defeated the Eastern Division champion Giants 23-21 at Wrigley Field, Dec. 17.

### 1934

- ▶ G.A. (Dick) Richards purchased the Portsmouth Spartans, moved them to Detroit, and renamed them the Lions.
- ▶ Professional football gained new prestige when the Bears were matched against the best college football players in the first Chicago College All-Star Game, Aug. 31. The game ended in a scoreless tie before 79,432 at Soldier Field.
- ▶ The Cincinnati Reds lost their first eight games, then were suspended from the league for defaulting on payments. The St. Louis Gunners, an independent team, joined the NFL by buying the Cincinnati franchise and went 1-2 the last three weeks.
- ▶ Rookie Beattie Feathers of the Bears became the NFL's first 1,000-yard rusher, gaining 1,004 on 101 carries. The Thanksgiving Day game between the Bears and the Lions became the first NFL game broadcast nationally, with Graham McNamee the announcer for NBC radio.
- ▶ In the championship game, on an extremely cold and icy day at the Polo Grounds, the Giants trailed the Bears 13-3 in the third quarter before changing to basketball shoes for better footing. The Giants won 30-13 in what has come to be known as the Sneakers Game, Dec. 9.
- ▶ The player waiver rule was adopted, Dec. 10.

### 1935

- ▶ The NFL adopted Bert Bell's proposal to hold an annual draft of college players, to begin in 1936, with teams selecting in an inverse order of finish, May 19. The inbounds line or hashmarks were moved nearer the center of the field, 15 yards from the sidelines.
- ▶ All-America end Don Hutson of Alabama joined Green Bay. The Lions defeated the Giants 26-7 in the NFL Championship Game, Dec. 15.

### 1936

- ▶ There were no franchise transactions for the first year since the formation of the NFL. It also was the first year in which all member teams played the same number of games.
- ▶ The Eagles made University of Chicago halfback and Heisman Trophy winner Jay Berwanger the first player ever selected in the NFL draft, Feb. 8. The Eagles traded his rights to the Bears, but Berwanger never played pro football. The first player selected to actually sign was the number-two pick, Riley Smith of Alabama, who was selected by Boston.

## CHRONOLOGY OF PROFESSIONAL FOOTBALL

- ▶ A rival league was formed, and it became the second to call itself the American Football League. The Boston Shamrocks were its champions.
- ▶ Because of poor attendance, Marshall, the owner of the host team, moved the Championship Game from Boston to the Polo Grounds in New York. Green Bay defeated the Redskins 21-6, Dec. 13.

### 1937

- ▶ Homer Marshman was granted a Cleveland franchise, named the Rams, Feb. 12. Marshall moved the Redskins to Washington, D.C., Feb. 13. The Redskins signed TCU All-America tailback Sammy Baugh, who led them to a 28-21 victory over the Bears in the NFL Championship Game, Dec. 12.
- ▶ The Los Angeles Bulldogs had an 8-0 record to win the AFL title, but then the 2-year-old league folded.

### 1938

- ▶ At the suggestion of Halas, Hugh (Shorty) Ray became a technical advisor on rules and officiating to the NFL. A new rule called for a 15-yard penalty for roughing the passer.
- ▶ Rookie Byron (Whizzer) White of the Pittsburgh Pirates led the NFL in rushing. The Giants defeated the Packers 23-17 for the NFL title, Dec. 11.
- ▶ Marshall, Los Angeles Times sports editor Bill Henry, and promoter Tom Gallery established the Pro Bowl game between the NFL champion and a team of pro all-stars.

### 1939

- ▶ The New York Giants defeated the Pro All-Stars 13-10 in the first Pro Bowl, at Wrigley Field, Los Angeles, Jan. 15.
- ▶ Carr, NFL president since 1921, died in Columbus, May 20. Carl Storck was named acting president, May 25.
- ▶ An NFL game was televised for the first time when NBC broadcast the Brooklyn Dodgers-Philadelphia Eagles game from Ebbets Field to the approximately 1,000 sets then in New York, Oct. 22.
- ▶ Green Bay defeated New York 27-0 in the NFL Championship Game, Dec. 10 at Milwaukee. NFL attendance exceeded 1 million in a season for the first time, reaching 1,071,200.

### 1940

- ▶ A six-team rival league, the third to call itself the American Football League, was formed, and the Columbus Bullies won its championship.
- ▶ Halas' Bears, with additional coaching by Clark Shaughnessy of Stanford, defeated the Redskins 73-0 in the NFL Championship Game, December 8. The game, which was the most decisive victory in NFL history, popularized the Bears' T-formation with a man-in-motion. It was the first championship carried on network radio, broadcast by Red Barber to 120 stations of the Mutual Broadcasting System, which paid \$2,500 for the rights.

- ▶ Art Rooney sold the Pittsburgh franchise to Alexis Thompson, Dec. 9, then bought part interest in the Philadelphia Eagles.
- ▶ Bell and Rooney traded the Eagles to Thompson for the Pirates, then re-named their new team the Steelers.

### 1941

- ▶ Elmer Layden was named the first Commissioner of the NFL, March 1; Storck, the acting president, resigned, April 5. NFL headquarters were moved to Chicago.
- ▶ Homer Marshman sold the Rams to Daniel F. Reeves and Fred Levy, Jr.
- ▶ The league by-laws were revised to provide for playoffs in case there were ties in division races, and sudden-death overtimes in case a playoff game was tied after four quarters. An official NFL Record Manual was published for the first time.
- ▶ Columbus again won the championship of the AFL, but the two-year-old league then folded.
- ▶ The Bears and the Packers finished in a tie for the Western Division championship, setting up the first divisional playoff game in league history. The Bears won 33-14, then defeated the Giants 37-9 for the NFL championship, Dec. 21.

### 1942

Players departing for service in World War II depleted the rosters of NFL teams. Halas left the Bears in midseason to join the Navy, and Luke Johnsos and Heartley (Hunk) Anderson served as co-coaches as the Bears went 11-0 in the regular season. The Redskins defeated the Bears 14-6 in the NFL Championship Game, Dec. 13.

### 1943

- ▶ The Cleveland Rams, with co-owners Reeves and Levy in the service, were granted permission to suspend operations for one season, April 6. Levy transferred his stock in the team to Reeves, April 16.
- ▶ The NFL adopted free substitution, April 7. The league also made the wearing of helmets mandatory and approved a 10-game schedule for all teams.
- ▶ Philadelphia and Pittsburgh were granted permission to merge for one season, June 19. The team, known as Phil-Pitt (and called the Steagles by fans), divided home games between the two cities, and Earle (Greasy) Neale of Philadelphia and Walt Kiesling of Pittsburgh served as co-coaches. The merger automatically dissolved the last day of the season, Dec. 5.
- ▶ Ted Collins was granted a franchise for Boston, to become active in 1944.
- ▶ Sammy Baugh led the league in passing, punting, and interceptions. He led the Redskins to a tie with the Giants for the Eastern Division title, and then to a 28-0 victory in a divisional playoff game. The Bears beat the Redskins 41-21 in the NFL Championship Game, Dec. 26.

### 1944

- ▶ Collins, who had wanted a franchise in Yankee Stadium in New York, named his new team in Boston the Yanks. Cleveland resumed operations. The Brooklyn Dodgers changed their name to the Tigers.
- ▶ Coaching from the bench was legalized, April 20.
- ▶ The Cardinals and the Steelers were granted permission to merge for one year under the name Card-Pitt, April 21. Phil Handler of the Cardinals and Walt Kiesling of the Steelers served as co-coaches. The merger automatically dissolved the last day of the season, Dec. 3.
- ▶ In the NFL Championship Game, Green Bay defeated the New York Giants 14-7, Dec. 17.

### 1945

- ▶ The inbounds lines or hashmarks were moved from 15 yards away from the sidelines to nearer the center of the field—20 yards from the sidelines.
- ▶ Brooklyn and Boston merged into a team that played home games in both cities and was known simply as The Yanks. The team was coached by former Boston head coach Herb Kopf. In December, the Brooklyn franchise withdrew from the NFL to join the new All-America Football Conference; all the players on its active and reserve lists were assigned to The Yanks, who once again became the Boston Yanks.
- ▶ Halas rejoined the Bears late in the season after service with the U.S. Navy. Although Halas took over much of the coaching duties, Anderson and Johnsos remained the coaches of record throughout the season.
- ▶ Steve Van Buren of Philadelphia led the NFL in rushing, kickoff returns, and scoring.
- ▶ After the Japanese surrendered ending World War II, a count showed that the NFL service roster, limited to men who had played in league games, totaled 638, 21 of whom had died in action.
- ▶ Rookie quarterback Bob Waterfield led Cleveland to a 15-14 victory over Washington in the NFL Championship Game, Dec. 16.

### 1946

- ▶ The contract of Commissioner Layden was not renewed, and Bert Bell, co-owner of the Steelers, replaced him, Jan. 11. Bell moved the league headquarters from Chicago to the Philadelphia suburb of Bala-Cynwyd.
- ▶ Free substitution was withdrawn and substitutions were limited to no more than three men at a time. Forward passes were made automatically incomplete upon striking the goal posts, Jan. 11.
- ▶ The NFL took on a truly national appearance for the first time when Reeves was granted permission by the league to move his NFL champion Rams to Los Angeles.
- ▶ Halfback Kenny Washington (March 21) and end Woody Strode (May 7) signed with the Los Angeles Rams to become the first African-Americans to play in the NFL in the modern era. Guard Bill Willis (Aug. 6) and running back Marion Motley (Aug. 9) joined the AAFC with the Cleveland Browns.

## CHRONOLOGY OF PROFESSIONAL FOOTBALL

► The rival All-America Football Conference began play with eight teams. The Cleveland Browns, coached by Paul Brown, won the AAF's first championship, defeating the New York Yankees 14-9.

► Bill Dudley of the Steelers led the NFL in rushing, interceptions, and punt returns, and won the league's most valuable player award.

► Backs Frank Filchock and Merle Hapes of the Giants were questioned about an attempt by a New York man to fix the championship game with the Bears. Bell suspended Hapes but allowed Filchock to play; he played well, but Chicago won 24-14, Dec. 15.

### 1947

► The NFL added a fifth official, the back judge.

► A bonus choice was made for the first time in the NFL draft. One team each year would select the special choice before the first round began. The Chicago Bears won a lottery and the rights to the first choice and drafted back Bob Fenimore of Oklahoma A&M.

► The Cleveland Browns again won the AAF title, defeating the New York Yankees 14-3.

► Charles Bidwill, Sr., owner of the Cardinals, died April 19, but his wife and sons retained ownership of the team. On Dec. 28, the Cardinals won the NFL Championship Game 28-21 over the Philadelphia Eagles, who had beaten Pittsburgh 21-0 in a playoff.

### 1948

► Plastic helmets were prohibited. A flexible artificial tee was permitted at the kickoff. Officials other than the referee were equipped with whistles, not horns, Jan. 14.

► Fred Mandel sold the Detroit Lions to a syndicate headed by D. Lyle Fife, Jan. 15.

► Halfback Fred Gehrke of the Los Angeles Rams painted horns on the Rams' helmets, the first modern helmet emblems in pro football.

► The Cleveland Browns won their third straight AAF championship, going 14-0 and then defeating the Buffalo Bills 49-7.

► In a blizzard, the Eagles defeated the Cardinals 7-0 in the NFL Championship Game, Dec. 19.

### 1949

► Alexis Thompson sold the champion Eagles to a syndicate headed by James P. Clark, Jan. 15. The Boston Yanks became the New York Bulldogs, sharing the Polo Grounds with the Giants.

► Free substitution was adopted for one year, Jan. 20.

► The NFL had two 1,000-yard rushers in the same season for the first time—Steve Van Buren of Philadelphia and Tony Canadeo of Green Bay.

► The AAF played its season with a one-division, seven-team format. On Dec. 9, Bell announced a merger agreement in which three AAF franchises—Cleveland, San Francisco, and Baltimore—would join the NFL in 1950. The Browns won their fourth

consecutive AAF title, defeating the 49ers 21-7, Dec. 11.

► In a heavy rain, the Eagles defeated the Rams 14-0 in the NFL Championship Game, Dec. 18.

### 1950

► Unlimited free substitution was restored, opening the way for the era of two platoons and specialization in pro football, Jan. 20.

► Curly Lambeau, founder of the franchise and Green Bay's head coach since 1921, resigned under fire, Feb. 1.

► The name National Football League was restored after about three months as the National-American Football League. The American and National conferences were created to replace the Eastern and Western divisions, March 3.

► The New York Bulldogs became the Yanks and divided the players of the former AAF Yankees with the Giants. A special allocation draft was held in which the 13 teams drafted the remaining AAF players, with special consideration for Baltimore, which received 15 choices compared to 10 for other teams.

► The Los Angeles Rams became the first NFL team to have all of its games—both home and away—televised. The Washington Redskins followed the Rams in arranging to televise their games; other teams made deals to put selected games on television.

► In the first game of the season, former AAF champion Cleveland defeated NFL champion Philadelphia 35-10. For the first time, deadlocks occurred in both conferences and playoffs were necessary. The Browns defeated the Giants in the American and the Rams defeated the Bears in the National. Cleveland defeated Los Angeles 30-28 in the NFL Championship Game, Dec. 24.

### 1951

► The Pro Bowl game, dormant since 1942, was revived under a new format matching the all-stars of each conference at the Los Angeles Memorial Coliseum. The American Conference defeated the National Conference 28-27, Jan. 14.

► Abraham Watner returned the Baltimore franchise and its player contracts back to the NFL for \$50,000. Baltimore's former players were made available for drafting at the same time as college players, Jan. 18.

► A rule was passed that no tackle, guard, or center would be eligible to catch a forward pass, Jan. 18.

► The Rams reversed their television policy and televised only road games.

► The NFL Championship Game was televised coast-to-coast for the first time, Dec. 23. The DuMont Network paid \$75,000 for the rights to the game, in which the Rams defeated the Browns 24-17.

### 1952

► Ted Collins sold the New York Yanks' franchise back to the NFL, Jan. 19. A new franchise was awarded to a group in Dallas after it purchased the assets of the Yanks, Jan. 24. The new Texans went 1-11, with the

owners turning the franchise back to the league in midseason. For the last five games of the season, the commissioner's office operated the Texans as a road team, using Hershey, Pennsylvania, as a home base. At the end of the season the franchise was canceled, the last time an NFL team failed.

► The Pittsburgh Steelers abandoned the Single-Wing for the T-formation, the last pro team to do so.

► The Detroit Lions won their first NFL championship in 17 years, defeating the Browns 17-7 in the title game, Dec. 28.

### 1953

► A Baltimore group headed by Carroll Rosenbloom was granted a franchise and was awarded the holdings of the defunct Dallas organization, Jan. 23. The team, named the Colts, put together the largest trade in league history, acquiring 10 players from Cleveland in exchange for five.

► The names of the American and National conferences were changed to the Eastern and Western conferences, Jan. 24.

► Jim Thorpe died, March 28.

► Mickey McBride, founder of the Cleveland Browns, sold the franchise to a syndicate headed by Dave R. Jones, June 10.

► The NFL policy of blacking out home games was upheld by Judge Allan K. Grim of the U.S. District Court in Philadelphia, Nov. 12.

► The Lions again defeated the Browns in the NFL Championship Game, winning 17-16, Dec. 27.

### 1954

► The Canadian Football League began a series of raids on NFL teams, signing quarterback Eddie LeBaron and defensive end Gene Brito of Washington and defensive tackle Arnie Weinmeister of the Giants, among others.

► Fullback Joe Perry of the 49ers became the first player in league history to gain 1,000 yards rushing in consecutive seasons.

► Cleveland defeated Detroit 56-10 in the NFL Championship Game, December 26.

### 1955

► The sudden-death overtime rule was used for the first time in a preseason game between the Rams and Giants at Portland, Oregon, Aug. 28. The Rams won 23-17 three minutes into overtime.

► A rule change declared the ball dead immediately if the ball carrier touched the ground with any part of his body except his hands or feet while in the grasp of an opponent.

► The Baltimore Colts made an 80-cent phone call to Johnny Unitas and signed him as a free agent. Another quarterback, Otto Graham, played his last game as the Browns defeated the Rams 38-14 in the NFL Championship Game, Dec. 26. Graham had quarterbacked the Browns to 10 championship-game appearances in 10 years.

► NBC replaced DuMont as the network for the title game, paying a rights fee of \$100,000.

# CHRONOLOGY OF PROFESSIONAL FOOTBALL

## 1956

- ▶ The NFL Players Association was founded.
- ▶ Grabbing an opponent's facemask (other than the ball carrier) was made illegal. Using radio receivers to communicate with players on the field was prohibited. A natural leather ball with white end stripes replaced the white ball with black stripes for night games.
- ▶ The Giants moved from the Polo Grounds to Yankee Stadium.
- ▶ Halas retired as coach of the Bears, and was replaced by Paddy Driscoll.
- ▶ CBS became the first network to broadcast some NFL regular-season games to selected television markets across the nation.
- ▶ The Giants routed the Bears 47-7 in the NFL Championship Game, Dec. 30.

## 1957

- ▶ Pete Rozelle was named general manager of the Rams. Anthony J. Morabito, founder and co-owner of the 49ers, died of a heart attack during a game against the Bears at Kezar Stadium, Oct. 28. An NFL-record crowd of 102,368 saw the 49ers-Rams game at the Los Angeles Memorial Coliseum, Nov. 10.
- ▶ The Lions came from 20 points down to post a 31-27 playoff victory over the 49ers, Dec. 22. Detroit defeated Cleveland 59-14 in the NFL Championship Game, Dec. 29.

## 1958

- ▶ The bonus selection in the draft was eliminated, Jan. 29. The last selection was quarterback King Hill of Rice by the Chicago Cardinals.
- ▶ Halas reinstated himself as coach of the Bears.
- ▶ Jim Brown of Cleveland gained an NFL-record 1,527 yards rushing. In a divisional playoff game, the Giants held Brown to eight yards and defeated Cleveland 10-0.
- ▶ Baltimore, coached by Weeb Ewbank, defeated the Giants 23-17 in the first sudden-death overtime in an NFL Championship Game, Dec. 28. The game ended when Colts FB Alan Ameche scored on a one-yard touchdown run after 8:15 of overtime.

## 1959

- ▶ Vince Lombardi was named head coach of the Green Bay Packers, Jan. 28. Tim Mara, the co-founder of the Giants, died, Feb. 17.
- ▶ Lamar Hunt of Dallas announced his intentions to form a second pro football league. The first meeting was held in Chicago, Aug. 14, and consisted of Hunt representing Dallas; Bob Howsam, Denver; K.S. (Bud) Adams, Houston; Barron Hilton, Los Angeles; Max Winter and Bill Boyer, Minneapolis; and Harry Wismer, New York City. They made plans to begin play in 1960.
- ▶ The new league was named the American Football League, Aug. 22. Buffalo, owned by Ralph Wilson, became the seventh franchise, Oct. 28. Boston, owned by William H. Sullivan, became the eighth team, Nov. 22. The first AFL draft, lasting 33 rounds, was held, Nov. 22. Joe Foss was named AFL Commissioner, Nov. 30. An additional draft of 20 rounds was held by the AFL, Dec. 2.

- ▶ NFL Commissioner Bert Bell died of a heart attack suffered at Franklin Field, Philadelphia, during the last two minutes of a game between the Eagles and the Steelers, Oct. 11. Treasurer Austin Gunsel was named president in the office of the commissioner, Oct. 14.
- ▶ The Colts again defeated the Giants in the NFL Championship Game, 31-16, Dec. 27.

## 1960

- ▶ Pete Rozelle was elected NFL Commissioner as a compromise choice on the twenty-third ballot, Jan. 26. Rozelle moved the league offices to New York City.
- ▶ Hunt was elected AFL president for 1960, Jan. 26. Minneapolis withdrew from the AFL, Jan. 27, and the same ownership was given an NFL franchise for Minnesota (to start in 1961), Jan. 28. Dallas received an NFL franchise for 1960, Jan. 28. Oakland received an AFL franchise, Jan. 30.
- ▶ The AFL adopted the two-point option on points after touchdown, Jan. 28. A no-tampering verbal pact, relative to players' contracts, was agreed to between the NFL and AFL, Feb. 9.
- ▶ The NFL owners voted to allow the transfer of the Chicago Cardinals to St. Louis, March 13.
- ▶ The AFL signed a five-year television contract with ABC, June 9.
- ▶ The Boston Patriots defeated the Buffalo Bills 28-7 before 16,000 at Buffalo in the first AFL preseason game, July 30. The Denver Broncos defeated the Patriots 13-10 before 21,597 at Boston in the first AFL regular-season game, Sept. 9.
- ▶ Philadelphia defeated Green Bay 17-13 in the NFL Championship Game, Dec. 26.

## 1961

- ▶ The Houston Oilers defeated the Los Angeles Chargers 24-16 before 32,183 in the first AFL Championship Game, Jan. 1.
- ▶ Detroit defeated Cleveland 17-16 in the first Playoff Bowl, or Bert Bell Benefit Bowl, between second-place teams in each conference in Miami, Jan. 7.
- ▶ End Willard Dewveall of the Bears played out his option and joined the Oilers, becoming the first player to play out his contract and jump from the NFL to the AFL, Jan. 14.
- ▶ Ed McGah, Wayne Valley, and Robert Osborne bought out their partners in the ownership of the Raiders, Jan. 17. The Chargers were transferred to San Diego, Feb. 10. Dave R. Jones sold the Browns to a group headed by Arthur B. Modell, March 22. The Howsam brothers sold the Broncos to a group headed by Calvin Kunz and Gerry Phipps, May 26.
- ▶ NBC was awarded a two-year contract for radio and television rights to the NFL Championship Game for \$615,000 annually, \$300,000 of which was to go directly into the NFL Player Benefit Plan, April 5.
- ▶ Canton, Ohio, where the league that became the NFL was formed in 1920, was chosen as the site of the Pro Football Hall of Fame, April 27.

- ▶ A bill legalizing single-network television contracts by professional sports leagues was introduced in Congress by Representative Emanuel Celler. It passed the House and Senate and was signed into law by President John F. Kennedy, Sept. 30.
- ▶ Houston defeated San Diego 10-3 for the AFL championship, Dec. 24. Green Bay won its first NFL championship since 1944, defeating the New York Giants 37-0, Dec. 31.

## 1962

- ▶ The Western Division defeated the Eastern Division 47-27 in the first AFL All-Star Game, played before 20,973 in San Diego, Jan. 7.
- ▶ Both leagues prohibited grabbing any player's facemask. The AFL voted to make the scoreboard clock the official timer of the game.
- ▶ The NFL entered into a single-network agreement with CBS for telecasting all regular-season games for \$4.65 million annually, Jan. 10.
- ▶ Judge Roszel Thompson of the U.S. District Court in Baltimore ruled against the AFL in its antitrust suit against the NFL, May 21. The AFL had charged the NFL with monopoly and conspiracy in areas of expansion, television, and player signings. The case lasted two and a half years, the trial two months.
- ▶ McGah and Valley acquired controlling interest in the Raiders, May 24. The AFL assumed financial responsibility for the New York Titans, Nov. 8. With Commissioner Rozelle as referee, Daniel F. Reeves regained the ownership of the Rams, outbidding his partners in sealed-envelope bidding for the team, Nov. 27.
- ▶ The Dallas Texans defeated the Oilers 20-17 for the AFL championship at Houston after 17 minutes, 54 seconds of overtime on a 25-yard field goal by Tommy Brooker. The game lasted a then record 77 minutes, 54 seconds, Dec. 23.
- ▶ Judge Edward Weinfeld of the U.S. District Court in New York City upheld the legality of the NFL's television blackout within a 75-mile radius of home games and denied an injunction that would have forced the championship game between the Giants and the Packers to be televised in the New York City area, Dec. 28. The Packers beat the Giants 16-7 for the NFL title, Dec. 30.

## 1963

- ▶ Don Shula, who went on to become the winningest head coach in NFL history, replaced Weeb Ewbank as head coach of the Colts, Jan. 8.
- ▶ Paul Brown, Browns head coach since their inception, was fired on Jan. 9 and replaced the following day by Blanton Collier.
- ▶ The Dallas Texans transferred to Kansas City, becoming the Chiefs, Feb. 8. The New York Titans were sold to a five-man syndicate headed by David (Sonny) Werblin, March 28. Weeb Ewbank became the Titans' new head coach and the team's name was changed to the Jets, April 15. They began play in the Polo Grounds.



## CHRONOLOGY OF PROFESSIONAL FOOTBALL

- ▶ NFL Properties, Inc., was founded to serve as the licensing arm of the NFL.
- ▶ Rozelle indefinitely suspended Green Bay halfback Paul Hornung and Detroit defensive tackle Alex Karras for placing bets on their own teams and on other NFL games; he also fined five other Detroit players \$2,000 each for betting on one game in which they did not participate, and the Detroit Lions Football Company \$2,000 on each of two counts for failure to report information promptly and for lack of sideline supervision, April 17.
- ▶ The AFL allowed the Jets and Raiders to select players from other franchises in hopes of giving the league more competitive balance, May 11.
- ▶ NBC was awarded exclusive network broadcasting rights for the 1963 NFL Championship Game for \$926,000, May 23.
- ▶ The Pro Football Hall of Fame was dedicated at Canton, Ohio, Sept. 7.
- ▶ The U.S. Fourth Circuit Court of Appeals reaffirmed the lower court's finding for the NFL in the \$10-million suit brought by the AFL, ending three and a half years of litigation, Nov. 21.
- ▶ Jim Brown of Cleveland rushed for an NFL single-season record 1,863 yards.
- ▶ Boston defeated Buffalo 26-8 in the first divisional playoff game in AFL history, Dec. 28.
- ▶ The Bears defeated the Giants 14-10 in the NFL Championship Game, a record sixth and last title for Halas in his thirty-sixth season as the Bears' coach, Dec. 29.

### 1964

- ▶ The Chargers defeated the Patriots 51-10 in the AFL Championship Game, Jan. 5.
- ▶ William Clay Ford, the Lions' president since 1961, purchased the team, Jan. 10. A group representing the late James P. Clark sold the Eagles to a group headed by Jerry Wolman, Jan. 21. Carroll Rosenbloom, the majority owner of the Colts since 1953, acquired complete ownership of the team, Jan. 23.
- ▶ The AFL signed a five-year, \$36-million television contract with NBC to begin with the 1965 season, Jan. 29.
- ▶ Hornung and Karras were reinstated by Rozelle, March 16.
- ▶ CBS submitted the winning bid of \$14.1 million per year for the NFL regular-season television rights for 1964 and 1965, Jan. 24. CBS acquired the rights to the championship games for 1964 and 1965 for \$1.8 million per game, April 17.
- ▶ Pete Gogolak of Cornell signed a contract with Buffalo, becoming the first soccer-style kicker in pro football.
- ▶ Buffalo defeated San Diego 20-7 in the AFL Championship Game, Dec. 26. Cleveland defeated Baltimore 27-0 in the NFL Championship Game, Dec. 27.

### 1965

- ▶ The NFL teams pledged not to sign college seniors until completion of all their games, including bowl games, and empowered the Commissioner to discipline the clubs up to

as much as the loss of an entire draft list for a violation of the pledge, Feb. 15.

- ▶ The NFL added a sixth official, the line judge, Feb. 19. The color of the officials' penalty flags was changed from white to bright gold, April 5.
- ▶ Commissioner Rozelle negotiated an agreement on behalf of the NFL clubs to purchase Ed Sabol's Blair Motion Pictures, which was renamed NFL Films, April.
- ▶ Atlanta was awarded an NFL franchise for 1966, with Rankin Smith, Sr., as owner, June 30. Miami was awarded an AFL franchise for 1966, with Joe Robbie and Danny Thomas as owners, Aug. 16.
- ▶ Field Judge Burl Toler became the first black official in NFL history, Sept. 19.
- ▶ According to a Harris survey, sports fans chose professional football (41 percent) as their favorite sport, overtaking baseball (38 percent) for the first time, Oct.
- ▶ Green Bay defeated Baltimore 13-10 in sudden-death overtime in a Western Conference playoff game. Don Chandler kicked a 25-yard field goal for the Packers after 13 minutes, 39 seconds of overtime, Dec. 26. The Packers then defeated the Browns 23-12 in the NFL Championship Game, Jan. 2.
- ▶ In the AFL Championship Game, the Bills defeated the Chargers, 23-0, Dec. 26.
- ▶ CBS acquired the rights to the NFL regular-season games in 1966 and 1967, with an option for 1968, for \$18.8 million per year, Dec. 29.

### 1966

- ▶ The AFL-NFL war reached its peak, as the leagues spent a combined \$7 million to sign their 1966 draft choices. The NFL signed 75 percent of its 232 draftees, the AFL 46 percent of its 181. Of the 111 common draft choices, 79 signed with the NFL, 28 with the AFL, and 4 went unsigned.
- ▶ Buddy Young became the first African-American to work in the league office when Commissioner Rozelle named him director of player relations, Feb. 1.
- ▶ The rights to the 1966 and 1967 NFL Championship Games were sold to CBS for \$2 million per game, Feb. 14.
- ▶ Foss resigned as AFL Commissioner, April 7. Al Davis, the head coach and general manager of the Raiders, was named to replace him, April 8.
- ▶ Goal posts offset from the goal line, painted bright yellow, and with uprights 20 feet above the cross-bar were made standard in the NFL, May 16.
- ▶ A series of secret meetings regarding a possible AFL-NFL merger were held in the spring between Hunt of Kansas City and Tex Schramm of Dallas. Rozelle announced the merger, June 8. Under the agreement, the two leagues would combine to form an expanded league with 24 teams, to be increased to 26 in 1968 and to 28 by 1970 or soon thereafter. All existing franchises would be retained, and no franchises would be transferred outside their metropolitan areas. While maintaining separate schedules through 1969, the leagues agreed to play an

annual AFL-NFL World Championship Game beginning in Jan., 1967, and to hold a combined draft, also beginning in 1967. Preseason games would be held between teams of each league starting in 1967. Official regular-season play would start in 1970 when the two leagues would officially merge to form one league with two conferences. Rozelle was named Commissioner of the expanded league setup.

- ▶ Davis rejoined the Raiders, and Mill Woodard was named president of the AFL, July 25.
- ▶ The St. Louis Cardinals moved into newly constructed Busch Memorial Stadium.
- ▶ Barron Hilton sold the Chargers to a group headed by Eugene Klein and Sam Schulman, Aug. 25.
- ▶ Congress approved the AFL-NFL merger, passing legislation exempting the agreement itself from antitrust action, Oct. 21.
- ▶ New Orleans was awarded an NFL franchise to begin play in 1967, Nov. 1. John Mecom, Jr., of Houston was designated majority stockholder and president of the franchise, Dec. 15.
- ▶ The NFL was realigned for the 1967-69 seasons into the Capitol and Century Divisions in the Eastern Conference and the Central and Coastal Divisions in the Western Conference, Dec. 2. New Orleans and the New York Giants agreed to switch divisions in 1968 and return to the 1967 alignment in 1969.
- ▶ The rights to the Super Bowl for four years were sold to CBS and NBC for \$9.5 million, Dec. 13.

### 1967

- ▶ Green Bay earned the right to represent the NFL in the first AFL-NFL World Championship Game by defeating Dallas 34-27, Jan. 1. The same day, Kansas City defeated Buffalo 31-7 to represent the AFL. The Packers defeated the Chiefs 35-10 before 61,946 fans at the Los Angeles Memorial Coliseum in the first game between AFL and NFL teams, Jan. 15. The winning players' share for the Packers was \$15,000 each, and the losing players' share for the Chiefs was \$7,500 each. The game was televised by both CBS and NBC.

The "sling-shot" goal post and a six-foot-wide border around the field were made standard in the NFL, Feb. 22.

- ▶ Baltimore made Bubba Smith, a Michigan State defensive lineman, the first choice in the first combined AFL-NFL draft, March 14.
- ▶ The AFL awarded a franchise to begin play in 1968 to Cincinnati, May 23. A group with Paul Brown as part owner, general manager, and head coach, was awarded the Cincinnati franchise, Sept. 27.
- ▶ Arthur B. Modell, the president of the Cleveland Browns, was elected president of the NFL, May 28.
- ▶ Defensive back Emlen Tunnell of the New York Giants became the first black player to enter the Pro Football Hall of Fame, Aug. 5.
- ▶ An AFL team defeated an NFL team for the first time, when Denver beat Detroit 13-7 in a preseason game, Aug. 5.

## CHRONOLOGY OF PROFESSIONAL FOOTBALL

▶ Green Bay defeated Dallas 21-17 for the NFL championship on a last-minute 1-yard quarterback sneak by Bart Starr in 13-below-zero temperature at Green Bay, Dec. 31. The same day, Oakland defeated Houston 40-7 for the AFL championship.

### 1968

- ▶ Green Bay defeated Oakland 33-14 in Super Bowl II at Miami, Jan. 14. The game had the first \$3-million gate in pro football history.
- ▶ Vince Lombardi resigned as head coach of the Packers, but remained as general manager, Jan. 28.
- ▶ Werblin sold his shares in the Jets to his partners Don Lillis, Leon Hess, Townsend Martin, and Phil Iselein, May 21. Lillis assumed the presidency of the club, but then died July 23. Iselein was appointed president, Aug. 6.
- ▶ Halas retired for the fourth and last time as head coach of the Bears, May 27.
- ▶ The Oilers left Rice Stadium for the Astrodome and became the first NFL team to play its home games in a domed stadium.
- ▶ The movie *Heidi* became a footnote in sports history when NBC didn't show the last 50 seconds of the Jets-Raiders game in order to permit the children's special to begin on time. The Raiders scored two touchdowns in the last 42 seconds to win 43-32, Nov. 17.
- ▶ Ewbank became the first coach to win titles in both the NFL and AFL when his Jets defeated the Raiders 27-23 for the AFL championship, December 29. The same day, Baltimore defeated Cleveland 34-0.

### 1969

- ▶ The AFL established a playoff format for the 1969 season, with the winner in one division playing the runner-up in the other, Jan. 11.
- ▶ An AFL team won the Super Bowl for the first time, as the Jets defeated the Colts 16-7 at Miami, Jan. 12 in Super Bowl III. The title Super Bowl was recognized by the NFL for the first time.
- ▶ Vince Lombardi became part owner, executive vice-president, and head coach of the Washington Redskins, Feb. 7.
- ▶ Wolman sold the Eagles to Leonard Tose, May 1.
- ▶ Baltimore, Cleveland, and Pittsburgh agreed to join the AFL teams to form the 13-team American Football Conference of the NFL in 1970, May 10. The NFL also agreed on a playoff format that would include one "wild-card" team per conference—the second-place team with the best record.
- ▶ The NFL announced a three-year agreement with ABC to televise *Monday Night Football*. The new series makes the NFL the first league with a regular series of national telecasts in prime time, May 26.
- ▶ George Preston Marshall, president emeritus of the Redskins, died at 72, Aug. 9.
- ▶ The NFL marked its fiftieth year by the wearing of a special patch by each of the 16 teams.

### 1970

- ▶ Kansas City defeated Minnesota 23-7 in Super Bowl IV at New Orleans, Jan. 11. The gross receipts of approximately \$3.8 million were the largest ever for a one-day sports event.
- ▶ A special league meeting was held to determine the divisional realignment of the National Football Conference. With no consensus, Rozelle ordered the five most viable plans be written down on sheets of paper. Rozelle's assistant, Thelma Elkjer, picked the winning one out of a vase at random, Jan. 17.
- ▶ Four-year television contracts, under which CBS would televise all NFC games and NBC all AFC games (except Monday night games) and the two would divide televising the Super Bowl and AFC-NFC Pro Bowl games, were announced, Jan. 26.
- ▶ Art Modell resigned as president of the NFL, March 12. Milt Woodard resigned as president of the AFL, March 13. Lamar Hunt was elected president of the AFC and George Halas was elected president of the NFC, March 19.
- ▶ The merged 26-team league adopted rules changes putting names on the backs of players' jerseys, making a point after touchdown worth only one point, and making the scoreboard clock the official timing device of the game, March 18.
- ▶ The Players Negotiating Committee and the NFL Players Association announced a four-year agreement guaranteeing approximately \$4,535,000 annually to player pension and insurance benefits, Aug. 3. The owners also agreed to contribute \$250,000 annually to improve or implement items such as disability payments, widows' benefits, maternity benefits, and dental benefits. The agreement also provided for increased preseason game and per diem payments, averaging approximately \$2.6 million annually.
- ▶ The Pittsburgh Steelers moved into Three Rivers Stadium. The Cincinnati Bengals moved to Riverfront Stadium.
- ▶ Vince Lombardi died of cancer at 57, Sept. 3.
- ▶ The Super Bowl trophy was renamed the Vince Lombardi trophy, Sept. 10.
- ▶ Tom Dempsey of New Orleans kicked a game-winning NFL-record 63-yard field goal against Detroit, Nov. 8.

### 1971

- ▶ Baltimore defeated Dallas 16-13 on Jim O'Brien's 32-yard field goal with five seconds to go in Super Bowl V at Miami, Jan. 17.
- ▶ The NFC defeated the AFC 27-6 in the first AFC-NFC Pro Bowl at Los Angeles, Jan. 24.
- ▶ The Boston Patriots changed their name to the New England Patriots, March 22. Their new stadium, Schaefer Stadium, was dedicated in a 20-14 preseason victory over the Giants.
- ▶ The Philadelphia Eagles left Franklin Field and played their games at the new Veterans Stadium.
- ▶ The San Francisco 49ers left Kezar Stadium and moved their games to Candlestick Park.

- ▶ Daniel F. Reeves, the president and general manager of the Rams, died at 58, April 15.
- ▶ The Dallas Cowboys moved from the Cotton Bowl into their new home, Texas Stadium, Oct. 24.
- ▶ Miami defeated Kansas City 27-24 in sudden-death overtime in an AFC Divisional Playoff Game, Dec. 25. Garo Yepremian kicked a 37-yard field goal for the Dolphins after 22 minutes, 40 seconds of overtime, as the game lasted 82 minutes, 40 seconds overall, making it the longest game in history.

### 1972

- ▶ Dallas defeated Miami 24-3 in Super Bowl VI at New Orleans, Jan. 16.
- ▶ The inbounds lines or hashmarks were moved nearer the center of the field, 23 yards, 1 foot, 9 inches from the sidelines, March 23. The method of determining won-loss percentage in standings changed. Tie games, previously not counted in the standings, were made equal to a half-game won and a half-game lost, May 24.
- ▶ Robert Irsay purchased the Los Angeles Rams and transferred ownership of the club to Carroll Rosenbloom in exchange for the Baltimore Colts, July 13.
- ▶ William V. Bidwill purchased the stock of his brother Charles (Stormy) Bidwill to become the sole owner of the St. Louis Cardinals, Sept. 2.
- ▶ The National District Attorneys Association endorsed the position of professional leagues in opposing proposed legalization of gambling on professional team sports, Sept. 28.
- ▶ Franco Harris' "Immaculate Reception" gave the Steelers their first postseason win ever, 13-7 over the Raiders, Dec. 23.

### 1973

- ▶ Rozelle announced that all Super Bowl VII tickets were sold and that the game would be telecast in Los Angeles, the site of the game, on an experimental basis, Jan. 3.
- ▶ Miami defeated Washington 14-7 in Super Bowl VII at Los Angeles, completing a 17-0 season, the first perfect-record regular-season and postseason mark in NFL history, Jan. 14.
- ▶ The AFC defeated the NFC 33-28 in the Pro Bowl in Dallas, the first time since 1942 that the game was played outside Los Angeles, Jan. 21.
- ▶ A jersey numbering system was adopted, April 5: 1-19 for quarterbacks and specialists, 20-49 for running backs and defensive backs, 50-59 for centers and linebackers, 60-79 for defensive linemen and interior offensive linemen other than centers, and 80-89 for wide receivers and tight ends. Players who had been in the NFL in 1972 could continue to use old numbers.
- ▶ NFL Charities, a nonprofit organization, was created to derive an income from monies generated from NFL Properties' licensing of NFL trademarks and team names, June 26. NFL Charities was set up to support education and charitable activities and to supply economic support to persons formerly asso-

## CHRONOLOGY OF PROFESSIONAL FOOTBALL

ciated with professional football who were no longer able to support themselves.

- ▶ Congress adopted experimental legislation (for three years) requiring any NFL game that had been declared a sellout 72 hours prior to kickoff to be made available for local televising, Sept. 14. The legislation provided for an annual review to be made by the Federal Communications Commission.
- ▶ The Buffalo Bills moved their home games from War Memorial Stadium to Rich Stadium in nearby Orchard Park. The Giants tied the Eagles 23-23 in the final game in Yankee Stadium, Sept. 23. The Giants played the rest of their home games at the Yale Bowl in New Haven, Connecticut.
- ▶ A rival league, the World Football League, was formed and was reported in operation, Oct. 2. It had plans to start play in 1974.
- ▶ O.J. Simpson of Buffalo became the first player to rush for more than 2,000 yards in a season, gaining 2,003.

### 1974

- ▶ Miami defeated Minnesota 24-7 in Super Bowl VIII at Houston, the second consecutive Super Bowl championship for the Dolphins, Jan. 13.
- ▶ Rozelle was given a 10-year contract effective Jan. 1, 1973, Feb. 27.
- ▶ Tampa Bay was awarded the twenty-seventh franchise to begin operation in 1976, April 24.
- ▶ Sweeping rules changes were adopted to add action and tempo to games: one sudden-death overtime period was added for preseason and regular-season games; the goal posts were moved from the goal line to the end lines; kickoffs were moved from the 40- to the 35-yard line; after missed field goals from beyond the 20, the ball was to be returned to the line of scrimmage; restrictions were placed on members of the punting team to open up return possibilities; roll-blocking and cutting of wide receivers was eliminated; the extent of downfield contact a defender could have with an eligible receiver was restricted; the penalties for offensive holding, illegal use of the hands, and tripping were reduced from 15 to 10 yards; wide receivers blocking back toward the ball within three yards of the line of scrimmage were prevented from blocking below the waist, April 25.
- ▶ Seattle was awarded the twenty-eighth NFL franchise to begin play in 1976, June 4. Lloyd W. Nordstrom, president of the Seattle Seahawks, and Hugh Culverhouse, president of the Tampa Bay Buccaneers, signed franchise agreements, Dec. 5.
- ▶ The Birmingham Americans defeated the Florida Blazers 22-21 in the WFL World Bowl league championship, Dec. 5.

### 1975

- ▶ Pittsburgh defeated Minnesota 16-6 in Super Bowl IX at New Orleans, the Steelers' first championship since entering the NFL in 1933, Jan. 12.
- ▶ The Memphis Southmen of the WFL signed Larry Csonka, Jim Kiick, and Paul Warfield of Miami, March 31.

- ▶ The divisional winners with the highest win-loss percentage were made the home team for the divisional playoffs, and the surviving winners with the highest percentage made home teams for the championship games. Previously, the home sites were pre-determined by division on a rotating basis, June 26.
- ▶ Referees were equipped with wireless microphones for all preseason, regular-season, and playoff games.
- ▶ The Lions moved to the new Pontiac Silverdome. The Giants played their home games in Shea Stadium. The Saints moved into the Louisiana Superdome.
- ▶ The World Football League folded, Oct. 22.

### 1976

- ▶ Pittsburgh defeated Dallas 21-17 in Super Bowl X in Miami. The Steelers joined Green Bay and Miami as the only teams to win two Super Bowls; the Cowboys became the first wild-card team to play in the Super Bowl, Jan. 18.
- ▶ Lloyd Nordstrom, the president of the Seahawks, died at 66, Jan. 20. His brother Elmer succeeded him as majority representative of the team.
- ▶ The owners adopted the use of two 30-second clocks for all games, visible to both players and fans to note the official time between the ready-for-play signal and snap of the ball, March 16.
- ▶ A veteran player allocation was held to stock the Seattle and Tampa Bay franchises with 39 players each, March 30-31. In the college draft, Seattle and Tampa Bay each received eight extra choices, April 8-9.
- ▶ The Giants moved into new Giants Stadium in East Rutherford, New Jersey.
- ▶ The Steelers defeated the College All-Stars in a storm-shortened Chicago College All-Star Game, the last of the series, July 23. St. Louis defeated San Diego 20-10 in a preseason game before 38,000 in Korakuen Stadium, Tokyo, in the first NFL game outside of North America, Aug. 16.

### 1977

- ▶ Oakland defeated Minnesota 32-14 in Super Bowl XI at Pasadena, Jan. 9. The paid attendance was a pro record 103,438.
- ▶ The NFL Players Association and the NFL Management Council ratified a collective bargaining agreement extending until 1982, covering five football seasons while continuing the pension plan—including years 1974, 1975, and 1976—with contributions totaling more than \$55 million. The total cost of the agreement was estimated at \$107 million. The agreement called for a college draft at least through 1986; contained a no-strike, no-suit clause; established a 43-man active player limit; reduced pension vesting to four years; provided for increases in minimum salaries and preseason and postseason pay; improved insurance, medical, and dental benefits; modified previous practices in player movement and control; and reaffirmed the NFL Commissioner's disciplinary authority. Additionally, the agreement called for the NFL member clubs to make pay-

ments totaling \$16 million the next 10 years to settle various legal disputes, Feb. 25.

- ▶ The San Francisco 49ers were sold to Edward J. DeBartolo, Jr., March 28.
- ▶ A 16-game regular season, four-game preseason was adopted to begin in 1978. A second wild-card team was adopted for the playoffs beginning in 1978, with the wild-card teams to play each other and the winners advancing to a round of eight postseason series, March 29.
- ▶ The Seahawks were permanently aligned in the AFC Western Division and the Buccaneers in the NFC Central Division, March 31.
- ▶ Rules changes were adopted to open up the passing game and to cut down on injuries. Defenders were permitted to make contact with eligible receivers only once; the head slap was outlawed; offensive linemen were prohibited from thrusting their hands to an opponent's neck, face, or head; and wide receivers were prohibited from clipping, even in the legal clipping zone.
- ▶ Rozelle negotiated contracts with the three television networks to televise all NFL regular-season and postseason games, plus selected preseason games, for four years beginning with the 1978 season. ABC was awarded yearly rights to 16 Monday night games, four primetime games, the AFC-NFC Pro Bowl, and the Hall of Fame games. CBS received the rights to all NFC regular-season and postseason games (except those in the ABC package) and to Super Bowls XIV and XVI. NBC received the rights to all AFC regular-season and postseason games (except those in the ABC package) and to Super Bowls XIII and XV. Industry sources considered it the largest single television package ever negotiated, Oct. 12.

### 1978

- ▶ Dallas defeated Denver 27-10 in Super Bowl XII, held indoors for the first time, at the Louisiana Superdome in New Orleans, Jan. 15. Dallas' victory was the first for the NFL in six years.
- ▶ According to a Louis Harris Sports Survey, 70 percent of the nation's sports fans said they followed football, compared to 54 percent who followed baseball. Football increased its lead as the country's favorite, 26 percent to 16 percent for baseball, Jan. 19.
- ▶ A seventh official, the side judge, was added to the officiating crew, March 14.
- ▶ The NFL continued a trend toward opening up the game. Rules changes permitted a defender to maintain contact with a receiver within five yards of the line of scrimmage, but restricted contact beyond that point. The pass-blocking rule was interpreted to permit the extending of arms and open hands, March 17.
- ▶ A study on the use of instant replay as an officiating aid was made during seven nationally televised preseason games.
- ▶ The NFL played for the first time in Mexico City, with the Saints defeating the Eagles 14-7 in a preseason game, Aug. 5.

## CHRONOLOGY OF PROFESSIONAL FOOTBALL

▶ Bolstered by the expansion of the regular-season schedule from 14 to 16 weeks, NFL paid attendance exceeded 12 million (12,771,800) for the first time. The per-game average of 57,017 was the third-highest in league history and the most since 1973.

### 1979

- ▶ Pittsburgh defeated Dallas 35-31 in Super Bowl XIII at Miami to become the first team ever to win three Super Bowls, Jan. 21.
- ▶ NFL rules changes emphasized additional player safety. The changes prohibited players on the receiving team from blocking below the waist during kickoffs, punts, and field-goal attempts; prohibited the wearing of torn or altered equipment and exposed pads that could be hazardous; extended the zone in which there could be no crackback blocks; and instructed officials to quickly whistle a play dead when a quarterback was clearly in the grasp of a tackler, March 16.
- ▶ Carroll Rosenbloom, the president of the Rams, drowned at 72, April 2. His widow, Georgia, assumed control of the club.

### 1980

- ▶ Pittsburgh defeated the Los Angeles Rams 31-19 in Super Bowl XIV at Pasadena to become the first team to win four Super Bowls, Jan. 20.
- ▶ The AFC-NFC Pro Bowl, won 37-27 by the NFC, was played before 48,060 fans at Aloha Stadium in Honolulu, Hawaii. It was the first time in the 30-year history of the Pro Bowl that the game was played in a non-NFL city.
- ▶ Rules changes placed greater restrictions on contact in the area of the head, neck, and face. Under the heading of "personal foul," players were prohibited from directly striking, swinging, or clubbing on the head, neck, or face. Starting in 1980, a penalty could be called for such contact whether or not the initial contact was made below the neck area.
- ▶ CBS, with a record bid of \$12 million, won the national radio rights to 26 NFL regular-season games, including *Monday Night Football*, and all 10 postseason games for the 1980-83 seasons.
- ▶ The Los Angeles Rams moved their home games to Anaheim Stadium in nearby Orange County, California.
- ▶ The Oakland Raiders joined the Los Angeles Coliseum Commission's antitrust suit against the NFL. The suit contended the league violated antitrust laws in declining to approve a proposed move by the Raiders from Oakland to Los Angeles.
- ▶ The NFL Draft is televised for the first time by ESPN, April 29.
- ▶ Television ratings in 1980 were the second-best in NFL history, trailing only the combined ratings of the 1976 season. All three networks posted gains, and NBC's 15.0 rating was its best ever. CBS and ABC had their best ratings since 1977, with 15.3 and 20.8 ratings, respectively. CBS Radio reported a record audience of 7 million for Monday night and special games.

### 1981

- ▶ Oakland defeated Philadelphia 27-10 in Super Bowl XV at the Louisiana Superdome in New Orleans, to become the first wild-card team to win a Super Bowl, Jan. 25.
- ▶ Edgar F. Kaiser, Jr., purchased the Denver Broncos from Gerald and Allan Phipps, Feb. 26.
- ▶ The owners adopted a disaster plan for restocking a team should the club be involved in a fatal accident, March 20.
- ▶ A CBS-New York Times poll showed that 48 percent of sports fans preferred football to 31 percent for baseball.
- ▶ The NFL teams hosted 167 representatives from 44 predominantly black colleges during training camps for a total of 289 days. The program was adopted for renewal during each training camp period.
- ▶ ABC and CBS set all-time rating highs. ABC finished with a 21.7 rating and CBS with a 17.5 rating. NBC was down slightly to 13.9.

### 1982

- ▶ San Francisco defeated Cincinnati 26-21 in Super Bowl XVI at the Pontiac Silverdome, in the first Super Bowl held in the North, Jan. 24. The CBS telecast achieved the highest rating of any televised sports event ever, 49.1 with a 73.0 share.
- ▶ The NFL signed a five-year contract with the three television networks (ABC, CBS, and NBC) to televise all NFL regular-season and postseason games starting with the 1982 season.
- ▶ A jury ruled against the NFL in the antitrust trial brought by the Los Angeles Coliseum Commission and the Oakland Raiders, May 7. The verdict cleared the way for the Raiders to move to Los Angeles, where they defeated Green Bay 24-3 in their first pre-season game, Aug. 29.
- ▶ The Vikings moved into the new Metrodome, Aug. 21.
- ▶ The 1982 season was reduced from a 16-game schedule to nine as the result of a 57-day players' strike. The strike was called by the NFLPA at midnight on Monday, Sept. 20, following the Green Bay at New York Giants game. Play resumed Nov. 21-22 following ratification of the Collective Bargaining Agreement by NFL owners, Nov. 17 in New York.
- ▶ Under the Collective Bargaining Agreement, which was to run through the 1986 season, the NFL draft was extended through 1992 and the veteran free-agent system was left basically unchanged. A minimum salary schedule for years of experience was established; training camp and postseason pay were increased; players' medical, insurance, and retirement benefits were increased; and a severance-pay system was introduced to aid in career transition, a first in professional sports.
- ▶ Despite the players' strike, the average paid attendance in 1982 was 58,472, the fifth-highest in league history.

### 1983

- ▶ Because of the shortened season, the NFL adopted a format of 16 teams competing in

- a Super Bowl Tournament for the 1982 play-offs. The NFC's number-one seed, Washington, defeated the AFC's number-two seed, Miami, 27-17 in Super Bowl XVII at the Rose Bowl in Pasadena, Jan. 30.
- ▶ Super Bowl XVII was the second-highest rated live television program of all time, giving the NFL a sweep of the top 10 live programs in television history.
- ▶ The NFL played for the first time in London, England, with the Vikings defeating the Cardinals 28-10 in a preseason game, Aug. 6.
- ▶ George Halas, the owner of the Bears and the last surviving member of the NFL's second organizational meeting, died at 88, Oct. 31.

### 1984

- ▶ The Los Angeles Raiders defeated Washington 38-9 in Super Bowl XVIII at Tampa Stadium, Jan. 22.
- ▶ An 11-man group headed by H.R. (Bum) Bright purchased the Dallas Cowboys from Clint Murchison, Jr., March 20. Club president Tex Schramm was designated as managing general partner.
- ▶ Wellington Mara was named president of the NFC, March 20.
- ▶ Patrick Bowlen purchased a majority interest in the Denver Broncos from Edgar Kaiser, Jr., March 21.
- ▶ The Colts relocated to Indianapolis, March 28. Their new home became the Hoosier Dome.
- ▶ The New York Jets moved their home games to Giants Stadium in East Rutherford, New Jersey.
- ▶ Alex G. Spanos purchased a majority interest in the San Diego Chargers from Eugene V. Klein, Aug. 28.
- ▶ Houston defeated Pittsburgh 23-20 to mark the one-hundredth overtime game in regular-season play since overtime was adopted in 1974, Dec. 2.
- ▶ On the field, many all-time records were set: Dan Marino of Miami passed for 5,084 yards and 48 touchdowns; Eric Dickerson of the Los Angeles Rams rushed for 2,105 yards; Art Monk of Washington caught 106 passes; and Walter Payton of Chicago broke Jim Brown's career rushing mark, finishing the season with 13,309 yards.
- ▶ According to a CBS Sports/New York Times survey, 53 percent of the nation's sports fans said they most enjoyed watching football, compared to 18 percent for baseball, Dec. 2-4.

### 1985

- ▶ San Francisco defeated Miami 38-16 in Super Bowl XIX at Stanford Stadium in Stanford, California, Jan. 20. President Ronald Reagan, who took his second oath of office before tossing the coin for the game, was one of 115,936,000 viewers. Super Bowl XIX had a direct economic impact of \$113.5 million on the San Francisco Bay area.
- ▶ NBC Radio and the NFL entered into a two-year agreement granting NBC the radio rights to a 37-game package in each of the

## CHRONOLOGY OF PROFESSIONAL FOOTBALL

1985-86 seasons, March 6. The package included 27 regular-season games and 10 postseason games.

- ▶ Norman Braman, in partnership with Edward Leibowitz, bought the Philadelphia Eagles from Leonard Tose, April 29.
- ▶ A group headed by Tom Benson, Jr., was approved to purchase the New Orleans Saints from John W. Mecom, Jr., June 3.
- ▶ The NFL owners adopted a resolution calling for a series of overseas preseason games, beginning in 1986, with one game to be played in England/Europe and/or one game in Japan each year. The game would be a fifth preseason game for the clubs involved and all arrangements and selection of the clubs would be under the control of the Commissioner, May 23.
- ▶ The league-wide conversion to videotape from movie film for coaching study was approved.
- ▶ A Louis Harris poll in December revealed that pro football remained the sport most followed by Americans. Fifty-nine percent of those surveyed followed pro football, compared with 54 percent who followed baseball.
- ▶ The Chicago-Miami Monday game had the highest rating, 29.6, and share, 46.0, of any primetime game in NFL history, Dec. 2. The game was viewed in more than 25 million homes.
- ▶ The NFL showed a ratings increase on all three networks for the season, gaining 4 percent on NBC, 10 on CBS, and 16 on ABC.

### 1986

- ▶ Chicago defeated New England 46-10 in Super Bowl XX at the Louisiana Superdome, Jan. 26. The Patriots had earned the right to play the Bears by becoming the first wild-card team to win three consecutive games on the road. The NBC telecast replaced the final episode of *M\*A\*S\*H* as the most-viewed television program in history, with an audience of 127 million viewers, according to A.C. Nielsen figures. In addition to drawing a 48.3 rating and a 70 percent share in the United States, Super Bowl XX was televised to 59 foreign countries and beamed via satellite to the QE II.
- ▶ The owners adopted limited use of instant replay as an officiating aid, prohibited players from wearing or otherwise displaying equipment, apparel, or other items that carry commercial names, names of organizations, or personal messages of any type, March 11.
- ▶ After an 11-week trial, a jury in U.S. District Court in New York awarded the United States Football League one dollar in its \$1.7 billion antitrust suit against the NFL. The jury rejected all of the USFL's television-related claims, which were the self-proclaimed heart of the USFL's case. The jury deliberated five days, July 29.
- ▶ Chicago defeated Dallas 17-6 at Wembley Stadium in London in the first American Bowl. The game drew a sellout crowd of 82,699 and the NBC national telecast in this country produced a 12.4 rating and 36 per-

cent share, making it the highest daytime preseason television audience ever with 10.65-million viewers, Aug. 3.

- ▶ ABC's NFL *Monday Night Football*, in its 17th season, became the longest-running primetime series in the history of the network.

### 1987

- ▶ The New York Giants defeated Denver 39-20 in Super Bowl XXI and captured their first NFL title since 1956. The game, played in Pasadena's Rose Bowl, drew a sellout crowd of 101,063, Jan. 25.
- ▶ New three-year TV contracts with ABC, CBS, and NBC were announced for 1987-89 at the NFL annual meeting in Maui, Hawaii, March 15. Commissioner Rozelle and Broadcast Committee Chairman Art Modell also announced a three-year contract with ESPN to televise 13 primetime games each season. The ESPN contract was the first with a cable network. However, NFL games on ESPN also were scheduled for regular television in the city of the visiting team and in the home city if the game was sold out 72 hours in advance.
- ▶ A special payment program was adopted to benefit nearly 1,000 former NFL players who participated in the League before the current Bert Bell NFL Pension Plan was created and made retroactive to the 1959 season. Players covered by the new program spent at least five years in the League and played all or part of their career prior to 1959. Each vested player would receive \$60 per month for each year of service in the League for life.
- ▶ NFL and CBS Radio jointly announced agreement granting CBS the radio rights to a 40-game package in each of the next three NFL seasons, 1987-89, April 7.
- ▶ Over 400 former NFL players from the pre-1959 era received first payments from NFL owners, July 1.
- ▶ The NFL's debut on ESPN produced the two highest-rated and most-watched sports programs in basic cable history. The Chicago at Miami game on Aug. 16 drew an 8.9 rating in 3.81 million homes. Those records fell two weeks later when the Los Angeles Raiders at Dallas game achieved a 10.2 cable rating in 4.36 million homes.
- ▶ The 1987 season was reduced from a 16-game season to 15 as the result of a 24-day players' strike. The strike was called by the NFLPA on Tuesday, Sept. 22, following the New England at New York Jets game. Games scheduled for the third weekend were canceled but the games of weeks four, five, and six were played with replacement teams. Striking players returned for the seventh week of the season, Oct. 25.
- ▶ In a three-team deal involving 10 players and/or draft choices, the Los Angeles Rams traded running back Eric Dickerson to the Indianapolis Colts for six draft choices and two players. Buffalo obtained the rights to linebacker Cornelius Bennett from Indianapolis, sending Greg Bell and three draft choices to the Rams. The Colts added Owen Gill and three draft choices of their

own to complete the deal with the Rams, Oct. 31.

- ▶ The Chicago at Minnesota game became the highest-rated and most-watched sports program in basic cable history when it drew a 14.4 cable rating in 6.5 million homes, Dec. 6.

### 1988

- ▶ Washington defeated Denver 42-10 in Super Bowl XXII to earn its second victory this decade in the NFL Championship Game. The game, played for the first time in San Diego Jack Murphy Stadium, drew a sellout crowd of 73,302. Doug Williams, the game's MVP, became the first African-American quarterback to play in a Super Bowl, Jan. 31.
- ▶ In a unanimous 3-0 decision, the 2nd Circuit Court of Appeals in New York upheld the verdict of the jury that in July, 1986, had awarded the United States Football League one dollar in its \$1.7 billion antitrust suit against the NFL. In a 91-page opinion, Judge Ralph K. Winter said the USFL sought through court decree the success it failed to gain among football fans, March 10.
- ▶ By a 23-5 margin, owners voted to continue the instant replay system for the third consecutive season with the Instant Replay Official to be assigned to a regular seven-man, on-the-field crew. At the NFL annual meeting in Phoenix, Arizona, a 45-second clock was also approved to replace the 30-second clock. For a normal sequence of plays, the interval between plays was changed to 45 seconds from the time the ball is signaled dead until it is snapped on the succeeding play.
- ▶ NFL owners approved the transfer of the Cardinals' franchise from St. Louis to Phoenix; approved two supplemental drafts each year—one prior to training camp and one prior to the regular season; and voted to initiate an annual series of games in Japan/Asia as early as the 1989 preseason, March 14-18.
- ▶ The NFL Annual Selection Meeting returned to a separate two-day format and for the first time originated on a Sunday. ESPN drew a 3.6 rating during their seven-hour coverage of the draft, which was viewed in 1.6 million homes, April 24-25.
- ▶ Art Rooney, founder and owner of the Steelers, died at 87, Aug. 25.
- ▶ Johnny Grier became the first African-American referee in NFL history, Sept. 4.
- ▶ Commissioner Rozelle announced that two teams would play a preseason game as part of the American Bowl series on Aug. 6, 1989, in the Korakuen Tokyo Dome in Japan, Dec. 16.

### 1989

- ▶ San Francisco defeated Cincinnati 20-16 in Super Bowl XXIII. The game, played for the first time at Joe Robbie Stadium in Miami, drew a sellout crowd of 75,129, Jan. 22.
- ▶ Commissioner Rozelle announced his retirement, pending the naming of a successor, March 22 at the NFL annual meeting in Palm Desert, California.

## CHRONOLOGY OF PROFESSIONAL FOOTBALL

- ▶ Following the announcement, AFC president Lamar Hunt and NFC president Wellington Mara announced the formation of a six-man search committee composed of Art Modell, Robert Parins, Dan Rooney, and Ralph Wilson. Hunt and Mara served as co-chairmen.
  - ▶ By a 24-4 margin, owners voted to continue the instant replay system for a fourth straight season. A strengthened policy regarding anabolic steroids and masking agents was announced by Commissioner Rozelle. NFL clubs called for strong disciplinary measures in cases of feigned injuries and adopted a joint proposal by the Long-Range Planning and Finance committees regarding player personnel rules, March 19-23.
  - ▶ Two hundred twenty-nine unconditional free agents signed with new teams under management's Plan B system, April 1.
  - ▶ Jerry Jones purchased a majority interest in the Dallas Cowboys from H.R. (Bum) Bright, April 18.
  - ▶ Tex Schramm was named president of the new World League of American Football to work with a six-man committee of Dan Rooney, chairman; Norman Braman, Lamar Hunt, Victor Kiam, Mike Lynn, and Bill Walsh, April 18.
  - ▶ NFL and CBS Radio jointly announced agreement extending CBS's radio rights to an annual 40-game package through the 1994 season, April 18.
  - ▶ As of opening day, Sept. 10, of the 229 Plan B free agents, 111 were active and 23 others were on teams' reserve lists. Ninety-two others were waived and three retired.
  - ▶ Art Shell was named head coach of the Los Angeles Raiders making him the NFL's first black head coach since Fritz Pollard coached the Akron Pros in 1921, Oct. 3.
  - ▶ The site of the New England Patriots at San Francisco 49ers game scheduled for Candlestick Park on Oct. 22 was switched to Stanford Stadium in the aftermath of the Bay Area Earthquake of Oct. 17. The change was announced on Oct. 19.
  - ▶ Paul Tagliabue became the seventh chief executive of the NFL on Oct. 26 when he was chosen to succeed Commissioner Pete Rozelle on the sixth ballot of a three-day meeting in Cleveland, Ohio. In all, 12 ballots were required to select Tagliabue. Two were conducted at a meeting in Chicago on July 6, and four at a meeting in Dallas on Oct. 10-11. On the twelfth ballot, with Seattle absent, Tagliabue received more than the 19 affirmative votes required for election from among the 27 clubs present.
  - ▶ The transfer from Commissioner Rozelle to Commissioner Tagliabue took place at 12:01 a.m. on Sunday, Nov. 5.
  - ▶ NFL Charities donated \$1 million through United Way to benefit Bay Area earthquake victims, Nov. 6.
  - ▶ The NFL announced revisions in its 1990 draft eligibility rules. College juniors became eligible but must renounce their collegiate football eligibility before applying for the NFL Draft, Feb. 16.
  - ▶ Commissioner Tagliabue announced NFL teams will play their 16-game schedule over 17 weeks in 1990-92 and 16 games over 18 weeks in 1993, Feb. 27.
  - ▶ The NFL revised its playoff format to include two additional wild-card teams (one per conference), which raised the total to six wild-card teams.
  - ▶ Commissioner Tagliabue and Broadcast Committee Chairman Art Modell announced a four-year contract with Turner Broadcasting to televise nine Sunday-night games.
  - ▶ New four-year TV agreements were ratified for 1990-93 for ABC, CBS, NBC, ESPN, and TNT at the NFL annual meeting in Orlando, Florida, March 12. The contracts totaled \$3.6 billion, the largest in TV history.
  - ▶ The NFL announced plans to expand its American Bowl series of preseason games. In addition to games in London and Tokyo, American Bowl games were scheduled for Berlin, Germany, and Montreal, Canada, in 1990.
  - ▶ For the fifth straight year, NFL owners voted to continue a limited system of Instant Replay. Beginning in 1990, the replay official will have a two-minute time limit to make a decision. The vote was 21-7, March 12.
  - ▶ Commissioner Tagliabue announced the formation of a Committee on Expansion and Realignment, March 13. He also named a Player Advisory Council, comprised of 12 former NFL players, March 14.
  - ▶ One-hundred eighty-four Plan B unconditional free agents signed with new teams, April 2.
  - ▶ Commissioner Tagliabue appointed Dr. John Lombardo as the League's Drug Advisor for Anabolic Steroids, April 25 and named Dr. Lawrence Brown as the League's Advisor for Drugs of Abuse, May 17.
  - ▶ NFL International Week was celebrated with four preseason games in seven days in Tokyo, London, Berlin, and Montreal. More than 200,000 fans on three continents attended the four games, Aug. 4-11.
  - ▶ Commissioner Tagliabue announced the NFL Teacher of the Month program in which the League furnishes grants and scholarships in recognition of teachers who provided a positive influence upon NFL players in elementary and secondary schools, Sept. 20.
  - ▶ For the first time since 1957, every NFL club won at least one of its first four games, Oct. 1.
  - ▶ The Super Bowl Most Valuable Player trophy was renamed the Pete Rozelle trophy, Oct. 8.
  - ▶ New York businessman Robert Tisch purchased a 50 percent interest in the New York Giants from Mrs. Helen Mara Nugent and her children, Tim Mara and Maura Mara Concannon, Feb. 2.
  - ▶ NFL clubs voted to continue a limited system of Instant Replay for the sixth consecutive year. The vote was 21-7, March 19.
  - ▶ The NFL launched the World League of American Football, the first sports league to operate on a weekly basis on two separate continents, March 23.
  - ▶ NFL Charities presented a \$250,000 donation to the United Service Organization. The donation was the second largest single grant ever by NFL Charities, April 5.
  - ▶ Commissioner Tagliabue named Harold Henderson as Executive Vice President for Labor Relations and Chairman of the NFL Management Council Executive Committee, April 8.
  - ▶ NFL clubs approved a recommendation by the Expansion and Realignment Committee to add two teams for the 1994 season, resulting in six divisions of five teams each, May 22.
  - ▶ "NFL International Week" featured six 1990 playoff teams playing nationally televised games in London, Berlin, and Tokyo on July 28 and Aug. 3-4. The games drew more than 150,000 fans.
  - ▶ Paul Brown, founder of the Cleveland Browns and Cincinnati Bengals, died at age 82, Aug. 5.
  - ▶ NFL clubs approved a resolution establishing an international division. A three-year financial plan for the World League was approved by NFL clubs at a meeting in Dallas, Oct. 23.
- 1992**
- ▶ The NFL agreed to provide a minimum of \$2.5 million in financial support to the NFL Alumni Association and assistance to NFL Alumni-related programs. The agreement included contributions from NFL Charities to the Pre-59ers and Dire Need Programs for former players, Jan. 25.
  - ▶ The Washington Redskins defeated the Buffalo Bills 37-24 in Super Bowl XXVI to capture their third world championship in 10 years, Jan. 26. The game was played before a sellout crowd of 63,130 at the Hubert H. Humphrey Metrodome in Minneapolis.
  - ▶ The use in officiating of a limited system of Instant Replay was not approved. The vote was 17-11 in favor of approval (21 votes were required). Instant Replay had been used for six consecutive years (1986-1991), March 18.
  - ▶ St. Louis businessman James Orthwein purchased controlling interest in the New England Patriots from Victor Kiam, May 11.
  - ▶ In a Harris Poll taken during the NFL off-season, professional football again was declared the nation's most popular sport. Professional football finished atop similar surveys conducted by Harris in 1985 and 1989, May 23.
  - ▶ NFL clubs accepted the report of the Expansion Committee at a league meeting in Pasadena. The report names five cities as
- 1990**
- ▶ San Francisco defeated Denver 55-10 in Super Bowl XXIV at the Louisiana Superdome, Jan. 28. San Francisco joined Pittsburgh as the NFL's only teams to win four Super Bowls.
- 1991**
- ▶ The New York Giants defeated Buffalo 20-19 in Super Bowl XXV to capture their second title in five years. The game, played before 73,813 at Tampa Stadium, became the first Super Bowl decided by one point, Jan. 26.

## CHRONOLOGY OF PROFESSIONAL FOOTBALL

- finalists for the two expansion teams—Baltimore, Charlotte, Jacksonville, Memphis, and St. Louis, May 19.
- ▶ At a league meeting in Dallas, NFL clubs approved a proposal by the World League Board of Directors to restructure the World League and place future emphasis on its international success, Sept. 17.
  - ▶ The Professional and Amateur Sports Protection Act made it unlawful for a government entity to operate a lottery or other betting scheme based on pro or collegiate games. Four states that already had such betting were grandfathered, Oct. 6.
  - ▶ NFL teams played their 16-game regular-season schedule over 18 weeks for the only time in league history.
- 1993**
- ▶ The NFL and lawyers for the players announced a settlement of various lawsuits and an agreement on the terms of a seven-year deal that included a new player system to be in place through the 1999 season, Jan. 6.
  - ▶ Commissioner Tagliabue announced the establishment of the "NFL World Partnership Program" to develop amateur football internationally through a series of clinics conducted by former NFL players and coaches, Jan. 14.
  - ▶ As part of Super Bowl XXVII, the NFL announced the creation of the first NFL Youth Education Town, a facility located in south central Los Angeles for inner city youth, Jan. 25.
  - ▶ The Dallas Cowboys defeated the Buffalo Bills 52-17 in Super Bowl XXVII to capture their first NFL title since 1978. The game was played before a crowd of 98,374 at the Rose Bowl in Pasadena, California, Jan. 31.
  - ▶ The NFL and the NFL Players Association officially signed a 7-year Collective Bargaining Agreement in Washington, D.C., which guarantees more than \$1 billion in pension, health, and post-career benefits for current and retired players—the most extensive benefits plan in pro sports. It was the NFL's first CBA since the 1982 agreement expired in 1987, June 29.
  - ▶ NFL Enterprises, a newly formed division of the NFL responsible for NFL Films, home video, and special domestic and international television programming was announced, Aug. 19.
  - ▶ The NFL celebrated its 75th season by announcing its 75th Anniversary All-Time Team. The team, which was chosen by a selection committee of media and league personnel, was headlined by four Pro Football Hall of Fame quarterbacks — Sammy Baugh, Otto Graham, Joe Montana and Johnny Unitas, Aug. 24.
  - ▶ NFL announced plans to allow fans, for the first time ever, to join players and coaches in selecting the annual AFC and NFC Pro Bowl teams, Oct. 12.
  - ▶ NFL clubs unanimously awarded the league's twenty-ninth franchise to the Carolina Panthers and owner Jerry Richardson at a meeting in Chicago, Oct. 26.
  - ▶ At the same meeting in Chicago, NFL clubs approved a plan to form a European league with joint venture partners, Oct. 27.
  - ▶ Don Shula became the winningest coach in NFL history when Miami beat Philadelphia to give Shula his 325th victory, one more than George Halas, Nov. 14.
  - ▶ NFL clubs awarded the league's thirtieth franchise to the Jacksonville Jaguars and owner Wayne Weaver at a meeting in Chicago, Nov. 30.
  - ▶ The NFL announced new 4-year television agreements with NBC, ABC, ESPN, TNT, and NFL newcomer FOX, which took over the NFC package from CBS, Dec. 18.
  - ▶ The NFL completed its new TV agreements by announcing that NBC would retain the rights to the AFC package, Dec. 20.
- 1994**
- ▶ The Dallas Cowboys defeated the Buffalo Bills 30-13 in Super Bowl XXVIII to become the fifth team to win back-to-back Super Bowl titles, Jan. 30.
  - ▶ NFL clubs unanimously approved the transfer of the New England Patriots from James Orthwein to Robert Kraft at a meeting in Orlando, Feb. 22.
  - ▶ In a move to increase offensive production, NFL clubs at the league's annual meeting in Orlando adopted a package of changes, including modifications in line play, chucking rules, and the roughing-the-passer rule, plus the adoption of the two-point conversion and moving the spot of the kickoff back to the 30-yard line, March 22.
  - ▶ NFL clubs approved the transfer of the majority interest in the Miami Dolphins from the Robbie family to H. Wayne Huizenga, March 23.
  - ▶ The NFL and FOX announced the formation of a joint venture to create a six-team World League to begin play in Europe in April, 1995, March 23.
  - ▶ The Carolina Panthers earned the right to select first in the 1995 NFL draft by winning a coin toss with the Jacksonville Jaguars. The Jaguars received the second selection in the 1995 draft, April 24.
  - ▶ NFL clubs approved the transfer of the Philadelphia Eagles from Norman Braman to Jeffrey Lurie, May 6.
  - ▶ The NFL launched "NFL Sunday Ticket," a new season subscription service for satellite television dish owners, June 1.
  - ▶ An all-time NFL record crowd of 112,376 attended the American Bowl game between Dallas and Houston in Mexico City. It concluded the biggest American Bowl series in NFL history with four games attracting a record 256,666 fans, Aug. 15.
  - ▶ As part of a celebration of its 75th season, the NFL announced its 75th Anniversary All-Time Team, Aug. 24. Chosen by a selection committee of media and league personnel, the team was headlined by four Pro Football Hall of Fame quarterbacks—Sammy Baugh, Otto Graham, Joe Montana, and Johnny Unitas.
  - ▶ The NFL reached agreement on a new seven-year contract with its game officials, Sept. 22.
  - ▶ The NFL Management Council and the NFL Players Association announced an agreement on the formulation and implementation of the most comprehensive drug and alcohol policy in sports, Oct. 28.
  - ▶ At an NFL meeting in Chicago, Commissioner Tagliabue slotted the two new expansion teams into the AFC Central (Jacksonville Jaguars) and NFC West (Carolina Panthers) for the 1995 season only. He also appointed a special committee on realignment to make recommendations on the 1996 season and beyond, Nov. 2.
- 1995**
- ▶ The San Francisco 49ers became the first team to win five Super Bowls when they defeated the San Diego Chargers 49-26 in Super Bowl XXIX at Joe Robbie Stadium in Miami, Jan. 29.
  - ▶ Carolina and Jacksonville stocked their expansion rosters with a total of 66 players from other NFL teams in a veteran player allocation draft in New York, Feb. 16.
  - ▶ CBS Radio and the NFL agreed to a new four-year contract for an annual 53-game package of games, continuing a relationship that spanned 15 of the past 17 years, Feb. 22.
  - ▶ NFL clubs approved the transfer of the Tampa Bay Buccaneers from the estate of the late Hugh Culverhouse to South Florida businessman Malcolm Glazer, March 13.
  - ▶ After a two-year hiatus, the World League of American Football returned to action with six teams in Europe, April 8.
  - ▶ The NFL became the first major sports league to establish a site on the Internet system of on-line computer communication, April 10.
  - ▶ The transfer of the Rams from Los Angeles to St. Louis was approved by a vote of the NFL clubs at a meeting in Dallas, April 12.
  - ▶ ABC's NFL *Monday Night Football* finished the 1994-95 television season as the fifth highest-rated show out of 146 with a 17.8 average rating, the highest finish in the 25-year history of the series, April 18.
  - ▶ The Frankfurt Galaxy defeated the Amsterdam Admirals 26-22 to win the 1995 World Bowl before a crowd of 23,847 in Amsterdam's Olympic Stadium, June 23.
  - ▶ The transfer of the Raiders from Los Angeles to Oakland was approved by a vote of the NFL clubs at a meeting in Chicago, July 22.
  - ▶ Jacksonville Municipal Stadium opened in Jacksonville, Florida before a sold-out crowd of more than 70,000 as the St. Louis Rams defeated the Jacksonville Jaguars 27-10 in their first preseason game, Aug. 18.
  - ▶ NFL Charities and 50 NFL players donated \$1 million to the United Negro College Fund in honor of the fiftieth anniversary of the UNCF and the integration of the modern NFL, Sept. 15.
  - ▶ The Trans World Dome opened in St. Louis with a sold-out crowd of 65,598 as the Rams defeated the Carolina Panthers 28-17, Nov. 12.
  - ▶ On the field, many significant records and milestones were achieved: Miami's Dan

## CHRONOLOGY OF PROFESSIONAL FOOTBALL

Marino surpassed Pro Football Hall of Famer Fran Tarkenton in four major passing categories—attempts, completions, yards, and touchdowns—to become the NFL's all-time career leader. San Francisco's Jerry Rice became the all-time reception and receiving-yardage leader.

### 1996

- ▶ The Dallas Cowboys won their third Super Bowl title in four years when they defeated the Pittsburgh Steelers 27-17 in Super Bowl XXX at Sun Devil Stadium in Tempe, Arizona, Jan. 28.
- ▶ An agreement between the NFL and the city of Cleveland regarding the Cleveland Browns' relocation was approved by a vote of the NFL clubs, Feb. 9. According to the agreement, the city of Cleveland retained the Browns' heritage and records, including the name, logo, colors, history, playing records, trophies, and memorabilia, and committed to building a new 72,000-seat stadium for a reactivated Browns' franchise to begin play there no later than 1999. Art Modell received approval to move his franchise to Baltimore and rename it.
- ▶ The transfer of the Oilers from Houston to Nashville for the 1997 season was approved by a vote of the NFL clubs at a meeting in Atlanta, April 30.
- ▶ The Scottish Claymores defeated the Frankfurt Galaxy 32-27 to win the 1996 World Bowl in front of 38,982 at Murrayfield Stadium in Edinburgh, Scotland, June 23.
- ▶ The NFL returned to Baltimore when the new Baltimore Ravens defeated the Philadelphia Eagles 17-9 in a preseason game before a crowd of 63,804 at Memorial Stadium, Aug. 3.
- ▶ Ericsson Stadium opened in Charlotte, North Carolina with a crowd of 65,350 as the Carolina Panthers defeated the Chicago Bears 30-12 in a preseason game, Aug. 3.
- ▶ Former NFL Commissioner Pete Rozelle died at his home in Rancho Santa Fe, California. Rozelle, regarded as the premier commissioner in sports history, led the NFL for 29 years, from 1960-1989, Dec. 6.

### 1997

- ▶ Indianapolis Colts owner Robert Irsay died from complications related to a stroke he suffered in 1995. Irsay acquired the club in 1972 when he traded his Los Angeles Rams to Carroll Rosenbloom for the Colts. He later moved the Colts from Baltimore to Indianapolis in 1984, Jan. 14.
- ▶ The Green Bay Packers won their first NFL title in 29 years by defeating the New England Patriots 35-21 in Super Bowl XXXI at the Louisiana Superdome in New Orleans, Jan. 26.
- ▶ The rules governing cross-ownership were modified, permitting NFL club owners to also own teams in other sports in their home market or markets without NFL teams. The vote was 24-5 (one abstention) in favor of approval, March 11.
- ▶ Washington Redskins owner Jack Kent Cooke died at his home in Washington, D.C. Cooke became majority owner in 1974 and

the Redskins won three Super Bowls under his leadership, April 6.

- ▶ The Barcelona Dragons defeated the Rhein Fire 38-24 to win the 1997 World Bowl in front of 31,100 fans at Estadi Olímpic de Montjuïc in Barcelona, Spain, June 22.
- ▶ NFL clubs approved the transfer of the Seattle Seahawks from Ken Behring to Paul Allen, Aug. 19.
- ▶ Jack Kent Cooke Stadium opened in Rajion, Maryland with a crowd of 78,270 as the Washington Redskins defeated the Arizona Cardinals 19-13 in overtime, Sept. 14.
- ▶ The 10,000th regular-season game in NFL history was played when the Seattle Seahawks defeated the Tennessee Oilers 16-13 at the Kingdome in Seattle, Oct. 5.
- ▶ Atlanta Falcons owner Rankin Smith died of heart failure three days prior to his seventy-third birthday. Smith was the founder of the Falcons and was instrumental in bringing Super Bowls XXVIII and XXXIV to Atlanta, Oct. 26.

### 1998

- ▶ The NFL reached agreement on record eight-year television contracts with four networks. ABC (NFL *Monday Night Football*) and FOX (NFC) retained their previous rights, CBS took over the AFC package from NBC, and ESPN won the right to broadcast the entire Sunday night cable package, Jan. 13.
- ▶ The World League was renamed the NFL Europe League, Jan. 22.
- ▶ The Denver Broncos won their first Super Bowl by defeating the defending champion Green Bay Packers 31-24 in Super Bowl XXXII at Qualcomm Stadium in San Diego, Jan. 25.
- ▶ The NFL clubs approved an extension of the Collective Bargaining Agreement through 2003. The extended CBA also created a \$100 million fund for youth football, March 22.
- ▶ The NFL clubs unanimously approved an expansion team for Cleveland to fulfill the commitment to return the Browns to the field in 1999, March 23.
- ▶ The Rhein Fire defeated the Frankfurt Galaxy 34-10 to win the 1998 World Bowl in front of 47,846 fans in Frankfurt's Waldstadion—the biggest crowd to witness a World Bowl since 1991, June 14.
- ▶ NFL clubs approved the transfer of the Minnesota Vikings from a 10-man ownership group to Red McCombs, July 28.
- ▶ The NFL Stadium at Camden Yards opened in Baltimore, Maryland before a crowd of 65,938 as the Baltimore Ravens defeated the Chicago Bears 19-14 in a preseason game, Aug. 8.
- ▶ Raymond James Stadium opened in Tampa, Florida before a crowd of 62,410 as the Tampa Bay Buccaneers defeated the Chicago Bears 27-15, Sept. 20.
- ▶ Tennessee Oilers owner Bud Adams announced the team will change its name to the Tennessee Titans following the 1998 season. The NFL announced that the name Oilers will be retired—a first in league history, Nov. 14.

### 1999

- ▶ The Denver Broncos won their second consecutive Super Bowl title by defeating the NFC champion Atlanta Falcons 34-19 in Super Bowl XXXIII at Pro Player Stadium in Miami, Jan. 31.
- ▶ Jim Pyne, a center allocated by the Detroit Lions, was the first selection of the Cleveland Browns in the 1999 NFL Expansion Draft. The Browns eventually selected 37 players, Feb. 9.
- ▶ CBS Radio/Westwood One agreed to a 3-year extension of their exclusive national radio rights to NFL games, March 11.
- ▶ By a vote of 28-3, the owners adopted an instant replay system as an officiating aid for the 1999 season, March 17.
- ▶ New York Jets owner Leon Hess died from complications of a blood disease. Hess had been involved in the ownership of the Jets since 1963 and was sole owner of the club since 1984, May 9.
- ▶ A group led by Washington area businessman Daniel Snyder is approved by NFL clubs as the new owner of the Washington Redskins at a league meeting in Atlanta, May 25.
- ▶ The Frankfurt Galaxy became the first team in NFL Europe League history to win a second World Bowl by defeating the Barcelona Dragons 38-24 at Rheinstadion, in Düsseldorf, Germany, June 27.
- ▶ The Cleveland Browns returned to the field for the first time since 1995 and defeated the Dallas Cowboys 20-17 in overtime in the annual Hall of Fame Game at Canton, Ohio, Aug. 9.
- ▶ Cleveland Browns Stadium opened in Cleveland, Ohio before a crowd of 71,398 as the Minnesota Vikings defeated the Browns in a preseason game, 24-17, Aug. 21.
- ▶ Adelphia Coliseum opened in Nashville, Tennessee before a crowd of 65,729 with the Tennessee Titans defeating the Atlanta Falcons 17-3 in a preseason game, Aug. 26.
- ▶ Houston, Texas and owner Robert McNair were awarded the NFL's thirty-second franchise in a vote of the NFL clubs at a league meeting in Atlanta. The team will begin play in 2002. The NFL clubs also voted to realign into eight divisions of four teams each for the 2002 season, Oct. 6.
- ▶ Walter Payton, the NFL's all-time leading rusher, died of liver cancer at the age of 45, Nov. 1. The NFL Man of the Year Award, the only NFL award that recognizes a player for his community service activities as well as his excellence on the field, was renamed in his honor shortly after his passing.
- ▶ Former NFL Commissioner Pete Rozelle, who guided a still-developing league to its position today as America's most popular sport, was named by The Sporting News as the most powerful person in sports in the 20th Century, Dec. 15.



## CHRONOLOGY OF PROFESSIONAL FOOTBALL

### 2000

- ▶ New York businessman Robert Wood Johnson IV was approved by NFL clubs as the new owner of the New York Jets at a league meeting, Jan. 18.
- ▶ The St. Louis Rams won their first Super Bowl by defeating the AFC champion Tennessee Titans 23-16 in Super Bowl XXXIV at the Georgia Dome in Atlanta, Jan. 30.
- ▶ For the first time in league history, paid attendance topped 16 million for the regular season and more than 65,000 per game, an increase of 1,300 per game over 1998. Paid attendance for all NFL games increased in 1999 for the third year in a row and was the highest ever in the 80-year history of the league. It marked the first time in league history that the 20-million paid attendance mark was reached for all games in a season, March 27.
- ▶ The Rhein Fire won their second World Bowl in three years, defeating the Scottish Claymores 13-10 to win World Bowl 2000 in front of 35,680 at Frankfurt's Waldstadion, June 25.
- ▶ More than 100 of the 136 living members of the Pro Football Hall of Fame gathered to celebrate Pro Football's Greatest Reunion in Canton, Ohio, July 28-31.
- ▶ Paul Brown Stadium opened in Cincinnati, Ohio with a crowd of 56,180 as the Cincinnati Bengals defeated the Chicago Bears 24-20 in a preseason game, Aug. 19.
- ▶ Minnesota's Gary Anderson converted a 21-yard field goal against Buffalo to pass George Blanda as the NFL's all-time scoring leader with 2,004 points, Oct. 22.

### 2001

- ▶ NFL clubs approved additional league-wide revenue sharing at a special league meeting in Dallas. The teams agreed to pool the visiting team share of gate receipts for all pre-season and regular-season games and divide the pool equally starting in 2002, Jan. 17.
- ▶ The Baltimore Ravens won their first Super Bowl by defeating the NFC champion New York Giants 34-7 in Super Bowl XXXV at Raymond James Stadium in Tampa Bay, Jan. 28.
- ▶ The Sports Business Daily named NFL Commissioner Paul Tagliabue the 2000 Sports Industrialist of the Year, Feb. 28.
- ▶ NFL owners unanimously approved a realignment plan for the league starting in 2002. With the addition of the Houston Texans, the league's 32 teams will be divided into eight four-team divisions. Seven clubs change divisions, and the Seattle Seahawks change conferences, moving from the AFC to the NFC. A new scheduling format ensures that every team meets every other team in the league at least once every four years, May 22.
- ▶ The Berlin Thunder won their first World Bowl, defeating the Barcelona Dragons 24-17 to win World Bowl IX in front of 32,116 at Amsterdam Arena, June 30.

- ▶ Heinz Field opened in Pittsburgh, Pennsylvania before a crowd of 57,829 with the Pittsburgh Steelers defeating the Detroit Lions 20-7 in a preseason game; and INVESCO Field at Mile High opened in Denver, Colorado before a crowd of 74,063 with the Denver Broncos defeating the New Orleans Saints 31-24 in a preseason game, Aug. 25.
- ▶ President George W. Bush became the first United States President to be involved in an NFL regular-season pregame coin toss as he helped kick off the 2001 season from the White House. Via satellite, President Bush tossed the coin for the 10 regular-season games that started at 1:00 p.m. ET, Sept. 9.
- ▶ In the wake of the Sept. 11 terrorist attacks, Commissioner Paul Tagliabue postponed the games scheduled for Sept. 16-17, Sept. 13.
- ▶ The league's 16-game regular season was retained when the postponed Week 2 games were rescheduled for the weekend of Jan. 6-7, Sept. 18.
- ▶ The NFL and its game officials agreed to a new six-year Collective Bargaining Agreement, ending a two-week lockout of the regular officials, who returned to work on Sept. 23, Sept. 19.
- ▶ The NFL announced that the league's prohibition of anabolic steroids and related substances had been strengthened to include supplements containing ephedrine and other high-risk supplements, Sept. 27.
- ▶ The NFL announced that the Super Bowl would be re-scheduled from Jan. 27 to Feb. 3 in order to retain the full playoff format for the 2001 season. It will be the first Super Bowl played in February, Oct. 3.
- ▶ President Bush designated Super Bowl XXXVI as a "National Special Security Event," allowing all security for the game to be coordinated by the Secret Service, Nov. 26.

### 2002

- ▶ The NFL and the NFL Players Association agreed to a fourth extension of the 1993 Collective Bargaining Agreement through 2007, Jan. 7.
- ▶ In an AFC Wild Card matchup, the Oakland Raiders defeated the New York Jets 38-24 in the NFL's first-ever primetime playoff game, Jan. 12.
- ▶ In a special meeting in New Orleans, NFL owners voted unanimously to approve the purchase of the Atlanta Falcons to Home Depot co-founder Arthur Blank, Feb. 2.
- ▶ The New England Patriots won their first Super Bowl by defeating the NFC champion St. Louis Rams 20-17 in Super Bowl XXXVI at the Louisiana Superdome in New Orleans. The game marked the first time in Super Bowl history that the winning points came on the final play, a 48-yard field goal by Patriots kicker Adam Vinatieri, Feb. 3.
- ▶ Tony Boselli, a five-time Pro Bowl tackle allocated by the Jacksonville Jaguars, was the first selection of the Houston Texans in the 2002 NFL Expansion Draft. The Texans selected 19 players, Feb. 18.

- ▶ The NFL and Westwood One/CBS Radio Sports announced the renewal of a multi-year agreement for Westwood One/CBS Radio Sports to continue as the exclusive network radio home of the NFL, April 9.
- ▶ NFL Europe kicked off its tenth season with a record 254 players allocated by NFL clubs, April 13-14.
- ▶ The Berlin Thunder became the first team to win consecutive World Bowls, defeating the Rhein Fire 26-20 to win World Bowl X in front of 53,109 fans at Rheinstadion, June 22.
- ▶ Seahawks Stadium opened in Seattle, Washington with an attendance of 52,902 fans as the Indianapolis Colts defeated the Seattle Seahawks 28-10 in a preseason game, Aug. 10.
- ▶ Gillette Stadium opened in Foxboro, Massachusetts with a crowd of 68,436 fans as the New England Patriots defeated the Philadelphia Eagles 16-15 in a preseason game, Aug. 17.
- ▶ Reliant Stadium opened in Houston, Texas with 69,432 fans in attendance, the largest non-Super Bowl crowd to ever watch an NFL game in Houston as the Miami Dolphins defeated the Houston Texans 24-3 in a preseason game, Aug. 24.
- ▶ For the first time, the NFL season kicked off on a Thursday night in prime time as the San Francisco 49ers defeated the New York Giants 16-13 at Giants Stadium. The game was preceded by "NFL Kickoff Live From Times Square," presented by New York City and the NFL, a football and music festival honoring the resilient spirit of New York and America, Sept. 5.
- ▶ Week 1 of the 2002 season produced the highest-scoring and most competitive Kickoff Weekend in NFL history. The 16 games averaged 49.3 points per game. A total of 788 points and 89 touchdowns were scored, the most in league history for an opening weekend. Eleven of the 16 games were decided by one score (eight points or less), a Kickoff Weekend record, Sept. 5-9.
- ▶ Oakland Raiders wide receiver Jerry Rice became the all-time leader in yards from scrimmage, surpassing Pro Football Hall of Fame running back Walter Payton (21,281 yards), Sept. 29.
- ▶ Cleveland Browns owner Al Lerner, the NFL Finance Committee Chairman and Chairman and CEO of MBNA Corporation, died at the age of 69, Oct. 23.
- ▶ Dallas Cowboys running back Emmitt Smith became the NFL's all-time rushing leader, surpassing Pro Football Hall of Fame running back Walter Payton (16,726 yards), Oct. 27.
- ▶ The NFL and NFLPA announced the creation of USA Football, the first national advocacy organization representing all levels of amateur football, Dec. 5.
- ▶ NFL clubs implemented an expanded program to promote diversity in their coaching and front office ranks based upon recommendations of the NFL Committee on Workplace Diversity, Dec. 19. The committee, appointed by Commissioner Tagliabue on Oct. 31, comprised 10 owners and team

## CHRONOLOGY OF PROFESSIONAL FOOTBALL

executives with Pittsburgh Steelers owner Dan Rooney serving as chairman.

- ▶ The 2002 season concluded with 25 overtime games, the most in NFL history, Dec. 30.

### 2003

- ▶ The Tampa Bay Buccaneers won their first Super Bowl, defeating the Oakland Raiders 48-21 in Super Bowl XXXVII at Qualcomm Stadium in San Diego, Jan. 26.
- ▶ Chicago Bears chairman emeritus Edward W. McCaskey died at the age of 83, April 8.
- ▶ The Frankfurt Galaxy became the first team to win three World Bowls, defeating the Rhein Fire 35-16 at World Bowl XI in front of 28,138 fans at Hampden Park, June 14.
- ▶ Tex Schramm, the legendary team president and general manager of the Dallas Cowboys and a member of the Pro Football Hall of Fame, died at the age of 83, July 15.
- ▶ Lincoln Financial Field opened in Philadelphia with 66,279 fans as the New England Patriots defeated the Philadelphia Eagles 24-12 in a preseason game, Aug. 22.
- ▶ A renovated Lambeau Field opened in Green Bay, Wisconsin with a crowd of 69,831 fans as the Carolina Panthers defeated the Green Bay Packers 20-7 in a preseason game, Aug. 23.
- ▶ A renovated Soldier Field opened in Chicago with 61,500 fans as the Green Bay Packers defeated the Chicago Bears 38-23 in a regular-season game on ABC's NFL *Monday Night Football*, Sept. 29.
- ▶ NFL Network, the first 24-hour, year-round television channel dedicated to the NFL and the sport of football, launched on DirecTV, Nov. 4.

### 2004

- ▶ The New England Patriots won their second title in three years by defeating the Carolina Panthers 32-29 in Super Bowl XXXVIII at Houston's Reliant Stadium, Feb. 1.
- ▶ By a vote of 29-3, NFL owners extended the instant replay system for another five seasons through 2008, March 30.
- ▶ Steve Bisciotti took over as the controlling owner of the Baltimore Ravens, succeeding Art Modell, who operated the franchise for 43 years, April 8.
- ▶ Former Arizona Cardinals safety Pat Tillman was killed in a firefight while on combat patrol with the U.S. Army Rangers in Afghanistan, April 22.
- ▶ A federal appeals court formally ruled in favor of the NFL's draft eligibility rule in Maurice Clarett's lawsuit, citing federal labor policy in permitting the NFL and the Players Association to set rules for when players can enter the league, May 24.
- ▶ The Berlin Thunder defeated the Frankfurt Galaxy 30-24 in World Bowl XII in front of 35,413 fans at Arena AufSchalke, June 12.
- ▶ The New England Patriots defeated the New York Jets 13-7 for their NFL-record 18th consecutive regular-season victory, Oct. 24.

- ▶ The NFL reached an agreement on six-year contract extensions with two of its network television partners—CBS and FOX—to run through the 2011 season, Nov. 8.
- ▶ The NFL and DirecTV announced a five-year extension on the NFL Sunday Ticket subscription television package to run through the 2010 season, Nov. 8.
- ▶ NFL Europe named the Hamburg Sea Devils as its newest team, Nov. 24.

### 2005

- ▶ Indianapolis Colts quarterback Peyton Manning set the NFL single-season record with 49 touchdown passes, Jan. 2.
- ▶ The New England Patriots became the second team in NFL history to win three Super Bowls in four seasons by defeating the Philadelphia Eagles 24-21 in Super Bowl XXXIX at ALLTEL Stadium in Jacksonville, Feb. 6.
- ▶ The Pat Tillman USO Center opened in Afghanistan. The NFL donated \$250,000 to the USO to honor the memory of the former Arizona Cardinals player who died in Afghanistan while serving in the U.S. Army, April 1.
- ▶ The NFL reached long-term agreements for its Sunday and Monday primetime TV packages. NBC returned to the NFL by acquiring the Sunday night package for six years (2006-2011). ESPN agreed on an eight-year deal to televise *Monday Night Football* from 2006-2013, April 18.
- ▶ The NFL strengthened its steroids program by adopting the Olympic testosterone testing standard, tripling the number of times a player can be randomly tested during the off-season from two to six, adding substances to the list of banned substances, and putting new language in the policy to allow for testing of designer drugs and other substances that may have evaded detection, April 27.
- ▶ NFL owners voted unanimously to approve the sale of the Minnesota Vikings to real-estate developer Zygi Wilf, May 25.
- ▶ The Amsterdam Admirals defeated the Berlin Thunder 27-21 to win World Bowl XIII in front of 35,134 fans at LTU Arena in Düsseldorf, Germany, June 11.
- ▶ The NFL designated Sept. 18-19 as "Hurricane Relief Weekend," which concluded with a telethon in conjunction with a *Monday Night Football* doubleheader on ABC and ESPN. The New York Giants-New Orleans Saints game, originally scheduled for the Louisiana Superdome, was moved to Giants Stadium following Hurricane Katrina. In total, the NFL, its owners, teams, players, and fans contributed \$21 million to aid the Hurricane Katrina rebuilding effort, Sept. 19.
- ▶ An NFL record 103,467 fans attended the Arizona Cardinals' 31-14 victory over San Francisco at Mexico City's Azteca Stadium, the first-ever regular-season NFL game played outside the United States, Oct. 2.
- ▶ Wellington Mara, the New York Giants' president and co-chief executive officer, died at the age of 89, Oct. 25.

- ▶ Preston Robert Tisch, the Giants' chairman and co-chief executive officer, died at the age of 79, Nov. 15.

### 2006

- ▶ The NFL announced that NFL Network would begin airing a "Road To The Playoffs" package of eight primetime regular season NFL games starting in 2006, Jan. 28.
- ▶ The Pittsburgh Steelers won their fifth Super Bowl, defeating the Seattle Seahawks 21-10 in Super Bowl XL at Ford Field in Detroit, Michigan, Feb. 5.
- ▶ The NFL clubs approved an extension of the Collective Bargaining Agreement through 2012, March 8.
- ▶ Commissioner Tagliabue announced his decision to retire by the end of July. The NFL enjoyed an era of unrivaled prosperity in the Tagliabue Era, including labor peace throughout his 17-year tenure, March 20.
- ▶ NFL clubs unanimously decided to return the name of the official game ball to "The Duke" in honor of the late New York Giants owner Wellington Mara, March 27.
- ▶ The Amsterdam Admirals defeated the Berlin Thunder 22-7 to win World Bowl XIV in front of 36,286 fans at LTU Arena in Düsseldorf, Germany, May 27.
- ▶ Roger Goodell became the eighth chief executive of the NFL on Aug. 8 when he was chosen to succeed Paul Tagliabue as commissioner by a unanimous vote of the clubs at a three-day meeting in Chicago, Illinois. The transfer from Commissioner Tagliabue to Commissioner Goodell took place at 6:00 A.M. on Friday, Sept. 1.
- ▶ Cardinals Stadium opened in Glendale, Arizona with a crowd of 63,400 fans on Aug. 12 as the Arizona Cardinals defeated the Pittsburgh Steelers 21-13 in a preseason game. The facility was later renamed University of Phoenix Stadium on Sept. 26.
- ▶ President George W. Bush signed into law HR 4954, which included the Internet Gambling Prohibition and Enforcement Act. The bill prohibits online gamblers from using credit cards, checks and electronic fund transfers to place and settle bets, strengthening enforcement of federal and state gambling laws that had been evaded by overseas gambling operations using the Internet, Oct. 13.
- ▶ NFL owners approved a resolution to stage a limited number of international regular-season games—up to two per season—beginning in 2007 and continuing through 2011, Oct. 24.
- ▶ The NFL Network broadcast its first-ever regular-season game as the Kansas City Chiefs defeated the Denver Broncos 19-10 at Arrowhead Stadium on Thanksgiving night, Nov. 23.
- ▶ San Diego Chargers running back LaDainian Tomlinson set the NFL single-season record for touchdowns with 29 on Dec. 10. He finished the season with 31 touchdowns and also set a single-season record for points with 186.

## CHRONOLOGY OF PROFESSIONAL FOOTBALL

- ▶ Lamar Hunt, founder of the Kansas City Chiefs and the American Football League, died at the age of 74, Dec. 13.

### 2007

- ▶ The Indianapolis Colts won their second Super Bowl, defeating the Chicago Bears 29-17 in Super Bowl XLII at Dolphin Stadium in South Florida, Feb. 4. Both teams were coached by African-Americans: Tony Dungy of the Colts and Lovie Smith of the Bears.
- ▶ NFL clubs approved additional league-wide revenue sharing at a league meeting in Phoenix, Arizona. The teams agreed to redistribute up to \$430 million over a four-year span, retroactive to 2006, March 26.
- ▶ The NFL announced changes to its long-standing personal conduct policy and programs for players, coaches, and other team and league employees. The modifications focus on expanded educational and support programs in addition to increased levels of discipline for violations of the policy, April 10.
- ▶ The NFL, NFL Players Association, NFL Retired Players Association, NFL Alumni Association, NFL Charities and Pro Football Hall of Fame formed the first-ever Alliance to coordinate medical support services for former players, May 22.
- ▶ The Hamburg Sea Devils defeated the Frankfurt Galaxy 37-28 to win World Bowl XV in front of 48,125 fans at Commerzbank-Arena in Frankfurt, Germany, June 23.
- ▶ The NFL announced it will focus its international business strategy on reaching the widest possible global audience, including the staging of international regular-season games, and discontinued NFL Europa after 15 seasons of operation, June 29.
- ▶ NFL owners unanimously approved \$10 million in additional Alliance funding for retired players to help pay for joint replacement surgeries and other medical assistance, supplementing the initial \$7 million committed in July by Alliance members, Oct. 24.
- ▶ The New York Giants defeated the Miami Dolphins 13-10 at London's in front of 81,176 fans at Wembley Stadium in the first regular-season game played outside of North America, Oct. 28.
- ▶ On the field in the 2007 season, many significant records and milestones were achieved: Green Bay quarterback Brett Favre surpassed Pro Football Hall of Famer Dan Marino in both passing categories—touchdowns and yards—to become the NFL's all-time career leader. Patriots quarterback Tom Brady set the single-season record with 50 touchdown passes, including 23 to wide receiver Randy Moss—also a record. New England, which became the first team ever to finish 16-0 in the regular season, scored a record 589 points.

### 2008

- ▶ The NFL, United States Olympic Committee, United States Anti-Doping Agency and MLB announced a partnership to form a clean

competition anti-doping research collaborative, Jan. 10.

- ▶ Georgia Frontiere, majority owner of the St. Louis Rams, died at the age of 80, Jan. 18.
- ▶ The NFL announced it will stage a regular-season game in the United Kingdom during each of the next three seasons, beginning with the New Orleans Saints hosting the San Diego Chargers on Oct. 26, 2008 at London's Wembley Stadium, Feb. 1.
- ▶ The New York Giants scored with 35 seconds remaining to win their third Super Bowl, defeating the New England Patriots 17-14 in Super Bowl XLII at University of Phoenix Stadium in Glendale, Arizona, Feb. 3.
- ▶ The NFL set an all-time paid attendance record in 2007 for the sixth consecutive season. Attendance for all 2007 games was 22,256,502, an increase of 56,790 over the previous mark. The Washington Redskins set an all-time NFL regular-season home paid attendance record of 711,471 for eight games, breaking their own record of 708,852 in 2006.
- ▶ NFL clubs voted unanimously to exercise their option to shorten by two years the current Collective Bargaining Agreement, which now will run through the 2010 season and 2011 NFL Draft, May 20.
- ▶ Lucas Oil Stadium opened in Indianapolis, Indiana with a crowd of 65,333 as the Buffalo Bills defeated the Indianapolis Colts by a score of 20-7 in a preseason game, Aug. 24.
- ▶ The NFL established a new fan code of conduct to help support a positive fan environment at all NFL stadiums, Aug. 5.
- ▶ NFLPA Executive Director and Pro Football Hall of Famer Gene Upshaw died at the age of 63, Aug. 20.
- ▶ For the first time, an NFL game was broadcast on NBC and also streamed live in its entirety to fans on the Internet via NFL.com and NBCSports.com as the Giants beat the Redskins 16-7 in the 2009 NFL Kickoff game, Sept. 4.
- ▶ Owners approved a restructured ownership plan for the Pittsburgh Steelers that will keep the team under the control of chairman Dan Rooney and team president Art Rooney II, Dec. 17.
- ▶ The NFL announced that the 2010 Pro Bowl will be played a week prior to Super Bowl XLIV on Sunday, Jan. 31, 2010. Both games will be played in South Florida, Dec. 30.
- ▶ In the 256 regular-season games of 2008, 44.1 points per game were scored—the highest average since 1970.

### 2009

- ▶ Stephen M. Ross purchased an additional 45 percent of the Miami Dolphins from Wayne Huizenga and became the team's managing partner. Coupled with his April 1, 2008 purchase of 50 percent of the franchise, the stadium, and the excess developable land, Ross now owns 95 percent of the Dolphins and the stadium while Huizenga retains a five percent share of

both and remains a 50 percent partner in that land, Jan. 20.

- ▶ The NFL re-named its minority coaching internship program the Bill Walsh NFL Minority Coaching Fellowship, honoring the Pro Football Hall of Fame coach who conceived of the program, Jan. 29.
- ▶ The Pittsburgh Steelers scored a touchdown with 42 seconds remaining to claim their NFL-record sixth Super Bowl title, defeating the Arizona Cardinals 27-23 in Super Bowl XLIII at Raymond James Stadium in Tampa Bay, Feb. 1.
- ▶ The NFL and Westwood One announced a new two-year agreement for Westwood One to continue as the exclusive network radio partner of the NFL, March 12.
- ▶ The NFLPA selected Washington-based attorney DeMaurea Smith as its new executive director, March 16.
- ▶ The NFL and DIRECTV announced an agreement to extend DIRECTV's rights to carry NFL Sunday Ticket through the 2014 season, March 23.
- ▶ The NFL reached an agreement on two-year contract extensions with two of its network television partners – CBS and FOX – to run through the 2013 season, May 19.
- ▶ The NFL extended by two years its broadcast partnership with NBC to televise the Sunday night package through the 2013 season, Aug. 19.
- ▶ Cowboys Stadium opened in Arlington, Texas with a crowd of 75,720 as the Dallas Cowboys defeated the Tennessee Titans by a score of 30-10 in a preseason game, Aug. 21.
- ▶ The NFL announced games that were blacked out in home team markets during the 2009 season would be shown on NFL.com in their entirety on a delayed basis, Sept. 10.
- ▶ The NFL launched a new "Red Zone Channel," offering fans crucial live action cut-ins of all Sunday afternoon games, Sept. 13.
- ▶ Pro Football Hall of Fame head coach and broadcaster John Madden was appointed special advisor to Commissioner Goodell, Sept. 10.
- ▶ NFL appointed former head coach Tony Dungy to lead a new NFL Player Advisory Forum and serve as a special advisor to Commissioner Goodell, Nov. 19.
- ▶ Commissioner Goodell notified NFL teams of new and expanded guidelines on return-to-play for any player who sustains a concussion, Dec. 2.

### 2010

- ▶ For the first time, the Pro Bowl was played in the Super Bowl city the week before the Super Bowl, as the AFC All-Stars beat the NFC All-Stars 41-34 in the 2010 Pro Bowl at Sun Life Stadium in South Florida. The game drew 70,697 fans – the highest attendance for a Pro Bowl since 1959, Jan. 31.
- ▶ The New Orleans Saints won their first Super Bowl title, defeating the Indianapolis Colts 31-17 in Super Bowl XLIV at Sun Life Stadium in South Florida, Feb. 7.

## CHRONOLOGY OF PROFESSIONAL FOOTBALL

- ▶ Dr. Hunt Batjer of Northwestern University Feinberg School of Medicine and Dr. Richard G. Ellenbogen of the University of Washington School of Medicine were named co-chairs of the NFL Head, Neck and Spine Medical Committee, March 16.
- ▶ NFL owners voted to amend postseason overtime rules to a modified sudden death format, guaranteeing at least one possession for each club if the receiving team fails to score a touchdown on its first overtime possession, March 23.
- ▶ The NFL and NFL Alumni Association announced a new neurological care program for retired players, one of a series of NFL initiatives addressing the quality of life of retired players, March 24.
- ▶ NFL rules changes emphasized additional player safety. Protection for defenseless players was standardized and expanded, protecting a player who has just completed a catch from blows to the head or neck by an opponent who launches. Additional protection was also given to longsnappers. Play will now stop if a ball carrier's helmet is removed, March 24.
- ▶ The NFL Draft debuted a new three-day format, with the first two days broadcast in primetime. A record combined total of 45.4 million viewers tuned in to watch the 75th NFL Draft on NFL Network, ESPN and ESPN2, April 22-24.
- ▶ New Meadowlands Stadium opened in East Rutherford, N.J., as the New York Giants defeat the New York Jets by a score of 31-16 in a preseason game, Aug. 16.
- ▶ Stan Kroenke purchased an additional 60 percent of the St. Louis Rams from the Rosenbloom family and became the team's sole owner and chairman, Aug. 25.
- ▶ A renovated Arrowhead Stadium opened in Kansas City, Missouri as the Philadelphia Eagles defeated the Kansas City Chiefs 20-17 in a preseason game, Aug. 27.
- ▶ A poster created by the NFL and the Centers for Disease Control and Prevention (CDC) to help educate young athletes on concussions was released to the public. The poster, similar to one on display in NFL locker rooms, stresses the importance of recognizing a concussion, taking time to recover, and not returning to play too soon, Oct. 11.
- ▶ The NFL, NFL Alumni and Gay Culverhouse Players' Outreach Program announced a partnership to expand services for retired NFL players. The outreach program identifies retired players in need, ensuring they receive comprehensive medical evaluations and assistance in applying for the expanded benefits and services created in recent years by the NFL, Oct. 12.
- ▶ Commissioner Roger Goodell notified NFL teams that more significant discipline, including suspensions, would be imposed on players that strike an opponent in the head or neck area in violation of the rules, Oct. 20.
- ▶ The NFL and Westwood One Radio announced the renewal of a multi-year agreement for Westwood One to continue as the exclusive network radio home of the NFL, Dec. 22.

### 2011

- ▶ The NFL appointed Pro Football Hall of Famers Ronnie Lott and John Madden as co-chairs of a new Player Safety Advisory Panel. The panel provides recommendations on a variety of safety-related football matters, while taking a long-term view towards making the game safer at every level of the sport, Jan. 4.
- ▶ The Green Bay Packers won their fourth Super Bowl title, defeating the Pittsburgh Steelers 31-25 in Super Bowl XLV at Cowboys Stadium in North Texas, Feb. 6.
- ▶ The NFL Head, Neck and Spine Committee announced a new standardized sideline concussion assessment protocol for team medical personnel. The new protocol includes a symptom checklist, limited neurologic examination and balance assessment, Feb. 25.
- ▶ On the steps of the Pro Football Hall of Fame in Canton, Ohio, Commissioner Goodell & NFLPA Executive Director DeMaurice Smith formally announced a comprehensive settlement of litigation and signed a new 10-year Collective Bargaining Agreement, Aug. 4. The agreement included additional funding for player alumni of \$1 billion, including a \$620 million "Legacy Fund" to increase benefits for pre-1993 retirees.
- ▶ A record 107.4 million fans tuned into Kickoff Weekend games on CBS, ESPN, FOX and NBC, Sept. 8, 11-12.
- ▶ The NFL announced an eight-year extension of its contract with ESPN for the broadcast rights to *Monday Night Football* through the 2021 season, Sept. 8.
- ▶ NFL teams, players and fans remembered the courage and resilience that followed the events of Sept. 11, 2001 with special tributes in each stadium and on television during all games on Sunday, Sept. 11.
- ▶ Al Davis, the Oakland Raiders' owner and Pro Football Hall of Famer, died at the age of 82, Oct. 8.
- ▶ NFL owners approved a resolution to continue playing regular-season games in the United Kingdom through the 2016 season, Oct. 11.
- ▶ The NFL reached an agreement on nine-year contract extensions of its Sunday broadcast television packages with CBS, FOX and NBC to run through the 2022 season, Dec. 14. The agreements also enabled the NFL to expand its Thursday night package of games on NFL Network, which increased from eight to 13 games for the 2012 season.
- ▶ NFL clubs unanimously approved the majority ownership transfer of the Jacksonville Jaguars from Wayne Weaver to businessman Shahid Khan at a meeting in Dallas, Dec. 14.

### 2012

- ▶ NFL clubs extended Commissioner Goodell's contract through March 31, 2019, Jan. 25.
- ▶ The New York Giants won their fourth Super Bowl title, defeating the New England Patriots 21-17 in Super Bowl XLVI at Lucas Oil Stadium in Indianapolis, Feb. 5.
- ▶ The NFL announced a new comprehensive health program, NFL Total Wellness, for former and current players to provide additional resources for physical and mental health issues, July 26.
- ▶ Art Modell, former owner of the Cleveland Browns-Baltimore Ravens franchise and longtime chairman of the NFL's Broadcast Committee, died at the age of 87, Sept. 6.
- ▶ NFL Network's Thursday Night Football schedule was expanded from eight to 13 regular-season games, debuting with the Green Bay Packers' 23-10 victory against the Chicago Bears, Sept. 13.
- ▶ The NFL announced an extension of its exclusive radio broadcast agreement with Dial Global through the 2017 season, Sept. 20.
- ▶ NFL Films President Steve Sabol died at the age of 69, Sept. 18.
- ▶ The NFL and its game officials agreed to a new eight-year Collective Bargaining Agreement, ending a four-month dispute. The union officials returned to work for Week 4, Sept. 27.
- ▶ NFL clubs unanimously approved the majority ownership transfer of the Cleveland Browns from Randy Lerner to Jimmy Haslam at a meeting in Chicago, Oct. 16.
- ▶ The NFL announced the formation of the National Football League Foundation to focus on youth football, health and safety, and community, Dec. 12. The newly created Foundation resulted from the restructuring of the NFL's previous charitable arms – NFL Charities and the NFL Youth Football Fund.

## CHRONOLOGY OF PROFESSIONAL FOOTBALL

### 2013

- ▶ The Baltimore Ravens won their second Super Bowl, defeating the San Francisco 49ers 34-31 in Super Bowl XLVII at the Mercedes-Benz Superdome in New Orleans, Feb. 3.
- ▶ GE and the NFL announced the Head Health Initiative, a four-year, \$60 million collaboration to advance diagnostic tools for treating concussions and the development of new materials for head protection, March 11.
- ▶ Tennessee Titans owner K.S. "Bud" Adams, Jr. a founding member of the AFL, died at the age of 90, Oct. 21.
- ▶ On the field, many all-time records were set: 11,985 points were scored, the most of any season in NFL history; games averaged an all-time high 697.0 total net yards per game; and Denver's Peyton Manning passed for 5,477 yards and 55 touchdowns.

### 2014

- ▶ The 2014 Pro Bowl introduced a new format for the NFL's All-Star Game, including a draft to determine rosters and major playing rules adjustments. Pro Football Hall of Famers Jerry Rice and Deion Sanders served as team captains. Team Rice defeated Team Sanders 22-21 at Aloha Stadium in Honolulu, Hawaii, Jan. 26.
- ▶ The Seattle Seahawks won their first Super Bowl, defeating the Denver Broncos 43-8 in Super Bowl XLVIII at MetLife Stadium in the first New York-New Jersey Super Bowl, Feb. 2.
- ▶ Buffalo Bills owner Ralph Wilson, Jr., a founding member of the AFL, died at the age of 95, March 25.
- ▶ In addition to its Sunday afternoon package, CBS acquired the rights to broadcast early-season primetime Thursday Night Football games, simulcast by NFL Network, for the 2014 season, Feb. 5. NFL Network retained exclusive rights to late-season TNF games.
- ▶ Malcolm Glazer, the owner and president of the Tampa Bay Buccaneers, died at the age of 85, May 28.
- ▶ Prior to the official kickoff of the 2014 regular season, the NFL launched its next generation video service, NFL Now, providing fans personalized access to the largest digital library of NFL video anywhere, accessible through apps and browsers across an array of Internet-connected devices, Sept. 4.
- ▶ NFL personnel began using Microsoft Surface tablets on sidelines during games to enhance on-field communications, photo viewing and play calling, giving coaches, players and other personnel the technology they need to improve decision-making and on-field performance, Sept. 5.
- ▶ The NFL and DIRECTV announced a new multi-year agreement to extend and expand DIRECTV's exclusive rights to carry NFL SUNDAY TICKET and its package of every Sunday afternoon out-of-market games.
- ▶ NFL teams unanimously endorsed a revised and strengthened Personal Conduct Policy for all NFL employees. The policy was developed after discussions with experts inside and outside of the NFL, including current and former players, the NFL Players Association, domestic violence/sexual assault experts and advocates, law enforcement officials, academic experts, and business leaders. The new policy lays out a clear series of steps to be taken when there is an incident that requires review, Dec. 10.
- ▶ Commissioner Goodell appointed a new league Conduct Committee comprised of representatives of NFL ownership that will review the Personal Conduct Policy annually and recommend appropriate changes.

### 2015

- ▶ The NFL and CBS agreed to continue a partnership to produce and televise Thursday Night Football for the 2015 season, Jan. 18. CBS will broadcast the first eight TNF games, also simulcast on NFL Network. NFL Network will exclusively televise eight games in the run-up to the playoffs.
- ▶ The New England Patriots won their fourth Super Bowl, defeating the Seattle Seahawks 28-24 in Super Bowl XLIX at University of Phoenix Stadium in Arizona. Viewed by an average audience of 114.4 million viewers, it was the most-watched program in U.S. television history, Feb. 1.
- ▶ Sarah Thomas became the first female to be assigned full-time to an NFL officiating crew, April 8.
- ▶ NFL clubs at the league's spring meeting in San Francisco adopted a change to the Try for Point After Touchdown (PAT) rule in an attempt to add skill and excitement to the extra play following touchdowns. The new rule: 1. Moves the kicking spot to the defensive team's 15-yard line; 2. Places the two-point conversion spot at the defensive team's two-yard line; and 3. Gives the defensive team the opportunity to return a blocked kick, fumble or interception for a score of two points, May 19.
- ▶ The NFL and Yahoo! announced an exclusive partnership to deliver the first-ever live stream of an NFL game to a global audience across devices and for free, June 3. The partnership brought the NFL's scheduled 2015 International Series game in London, between the Buffalo Bills and Jacksonville Jaguars on Oct. 25, to Yahoo! properties globally, which attract more than one billion monthly users.
- ▶ The NFL announced a \$2.5 million foundational donation to UW Medicine to establish the first-of-its-kind Sports Health and Safety Institute to advance research, education and advocacy for the prevention and treatment of sports-related concussions, Aug. 14.
- ▶ NFL clubs approved a commitment to play international regular-season games through 2025 and broadens the league's opportunity to play games in countries other than the United Kingdom at a league meeting in New York, Oct. 7.

## CHRONOLOGY OF PROFESSIONAL FOOTBALL

- ▶ The NFL and SiriusXM announced a six-year extension of their satellite broadcasting and marketing agreement, Oct. 7. SiriusXM will continue to feature every NFL game live nationwide from the preseason through Super Bowl LVI in 2022.
- ▶ The NFL hosted the Second Annual International Professional Sports Concussion Research Think Tank in London, which served as a platform for leading scientific and medical experts from pre-eminent international sports organizations to propose ideas for future research collaborations and to share best practices and progress made in the areas of concussion diagnosis, protocols, management and treatment, Oct. 24. During the Think Tank, the NFL and International Concussion and Head Injury Research Foundation (ICHIRF) announced a partnership to fund research investigating the potential long-term effects and risk factors associated with concussion in sports.

### 2016

- ▶ The transfer of the Rams from St. Louis to Los Angeles for the 2016 season was approved by a vote of NFL clubs at a meeting in Houston, Jan. 12.
- ▶ The NFL announced expansion of Thursday Night Football for the 2016 and 2017 seasons, continuing its partnership with CBS while also adding NBC as a partner, Feb. 1. Both CBS and NBC will broadcast five Thursday Night Football games, growing the package to 10 broadcast games.
- ▶ The Denver Broncos won their third Super Bowl, defeating the Carolina Panthers 24-10 in Super Bowl 50 at Levi's® Stadium in Santa Clara, Calif., Feb. 7.
- ▶ The NFL and Twitter announced a partnership to deliver a live digital stream of Thursday Night Football to a global audience for free during the course of the 2016 season, April 5. Twitter will stream the 10 games broadcast by NBC and CBS, which will also be simulcast on NFL Network, securing the league's "Tri-Cast" distribution model of broadcast (NBC/CBS), cable (NFL Network), and digital (Twitter).
- ▶ The NFL returned to Mexico City for the first time since 2005, as the Houston Texans and Oakland Raiders met at Estadio Azteca in the first-ever *Monday Night Football* game to be played outside of the United States, Nov. 21.
- ▶ For the first time, the Pro Bowl was played at Camping World Stadium in Orlando, Florida, and featured a return to the traditional AFC vs. NFC game format following three years using a revised, "unconferenced" format. Pro Bowl practices were held alongside youth football competitions, activities and fan events at the ESPN Wide World of Sports Complex at Walt Disney World Resort.
- ▶ On the field, the NFL featured 72 games won by teams that trailed in the fourth quarter of 2016, the most such games in NFL history, surpassing the previous high of 70 (1989).

### 2017

- ▶ The Chargers exercised their option to move from San Diego to Los Angeles for the 2017 season, Jan. 12.
- ▶ The New England Patriots defeated the Atlanta Falcons 34-28 in Super Bowl LI in the first Super Bowl to go to overtime. Patriots quarterback Tom Brady became the only player in NFL history to win four Super Bowl Most Valuable Player Awards, setting Super Bowl single-game records in pass attempts, completions and passing yards, Feb. 5.
- ▶ The NFL reached an agreement with Amazon Prime as its exclusive partner to deliver a live digital stream of Thursday Night Football to a global audience across devices during the 2017 season. Amazon Prime Video will stream the 10 Thursday Night Football games broadcast by NBC and CBS, which will also be simulcast on NFL Network, once again securing the league's "Tri-Cast" model of broadcast (NBC/CBS), cable (NFL Network), and digital (Amazon Prime Video) distribution.
- ▶ The NFL committed to play four regular-season games in London in 2017, with two games played at both Wembley Stadium and Twickenham Stadium. NFL clubs at the league's annual meeting approved the future relocation of the Oakland Raiders to Las Vegas, March 27.
- ▶ NFL clubs at the league's annual meeting approved a rule stating that instant replay rulings during NFL games will be made by members of the league's officiating department stationed in New York, March 27.

## CHRONOLOGY OF PROFESSIONAL FOOTBALL

- ▶ Sideline replay monitors are replaced with hand-held devices. In an effort to increase player safety, NFL clubs at the league's annual meeting adopted rules eliminating the "leaper" block attempt on field goal and extra point plays, prohibiting crackback blocks by a backfield player who is in motion, and giving a receiver running a pass route defenseless player protection.
- ▶ Pittsburgh Steelers owner Dan Rooney, a member of the Pro Football Hall of Fame, died at the age of 84, April 13.
- ▶ NFL clubs at the league's spring meeting in Chicago adopted a rule shortening the overtime period in the preseason and regular season from 15 to 10 minutes, May 23.
- ▶ NFL owners voted to move Super Bowl LV from Los Angeles to Tampa Bay. Super Bowl LVI will be held in Los Angeles, May 23.
- ▶ The NFL committed to play three regular-season games in London and one in Mexico City in 2018. In November, the NFL and Mexico's Ministry of Tourism announced an agreement to play three NFL regular-season games from 2019 to 2021.
- ▶ New Orleans Saints quarterback Drew Brees completed 386 of 536 pass attempts for an NFL-record 72.0 completion percentage.
- ▶ New England Patriots quarterback Tom Brady led the NFL with 4,577 passing yards at age 40, becoming the oldest player in NFL history to lead the league in passing yards. Brady was named the Associated Press Most Valuable Player for the third time in his career, tied for the second most in league history.

### 2018

- ▶ The NFL announced a joint player and ownership committee focused on social justice and debuted a new campaign, Let's Listen Together, highlighting the player-led work on social and racial equality. The NFL Foundation also launched a new grant for active and retired players who develop social justice programming or partner with local non-profit organizations committed to this work, Jan. 23.
- ▶ The NFL reached an agreement with FOX Sports to broadcast the next five seasons of Thursday Night Football beginning with the 2018 season. The agreement awards FOX Sports with a five-year deal that includes 11 games between Weeks 4-15 (excluding Thanksgiving night) to be broadcast on FOX, simulcast via NFL Network, and distributed in Spanish on FOX Deportes, Jan. 31.
- ▶ The Philadelphia Eagles defeated the New England Patriots 41-33 in Super Bowl LII to earn their first Super Bowl title in franchise history. Eagles quarterback Nick Foles was named MVP after becoming the first player in NFL history with a touchdown pass and a touchdown catch in a Super Bowl. Philadelphia and New England combined for 1,151 yards in Super Bowl LII, the highest total in any game in league history, Feb. 4.
- ▶ New Orleans Saints owner Tom Benson died at the age of 90, March 15.
- ▶ In an effort to take unnecessary risk out of the game and improve player safety, NFL clubs at the league's annual meeting adopted rules that make lowering the head to initiate contact with the helmet a foul. The standard for a catch is also changed, March 28.
- ▶ The NFL reached an agreement to renew its exclusive partnership with Amazon Prime Video to deliver a live OTT digital stream of Thursday Night Football to a global audience across devices during the 2018 and 2019 NFL Seasons, April 26.
- ▶ NFL clubs approved the majority ownership transfer of the Carolina Panthers from Jerry Richardson to David Tepper, May 22.

- ▶ NFL clubs adopted changes to the kickoff, including the following: the kickoff team must have at least five players on each side of the ball; the kickoff team cannot line up more than one yard from the restraining line; at least two players must be lined up outside the yard-line number and two players between the inbounds line and the yard-line number; at least eight players must be in the 15-yard "setup zone" prior to kickoff; prohibiting wedge blocks; until the ball is touched or hits the ground, no player on the receiving team may cross the restraining line or initiate a block against the kicking team in the 15-yard area from the kicking team's restraining line; the ball is dead if it is not touched by the receiving team and touches the ground in the end zone (touchback), May 22.
- ▶ NFL owners voted to award Super Bowl LVII to Arizona and Super Bowl LVIII to New Orleans. Nashville was named the host of the 2019 NFL Draft, May 22.
- ▶ NFL clubs unanimously approve a policy for all league and team personnel to stand and show respect for the flag and the Anthem. Personnel who choose not to stand for the Anthem may stay in the locker room until after the Anthem has been performed, May 23.
- ▶ Drew Brees broke Peyton Manning's career passing record (71,940 yards), establishing the mark on a 62-yard touchdown to Tre Quan Smith in a win over Washington on *Monday Night Football*, Oct. 8.
- ▶ Los Angeles Chargers owner Alex Spanos died at the age of 95, Oct. 9.
- ▶ Seattle Seahawks owner Paul Allen died at the age of 65, Oct. 15.
- ▶ Houston Texans owner Robert McNair died at the age of 81, Nov. 23.
- ▶ The NFL awarded the 2020 draft to Las Vegas, Dec. 12.
- ▶ The NFL and Youku, Alibaba Group's video entertainment platform, announced a digital partnership to bring weekly high-quality NFL programming to fans in China, Dec. 13.
- ▶ The regular season ended with an NFL-record 73 games having been decided by three points or fewer. Three division titles and three playoff berths were decided on the final day of the season. Teams also combined to score 1,371 total touchdowns, most ever in a single NFL season, Dec. 30.

# CHRONOLOGY OF PROFESSIONAL FOOTBALL

## 2019

- ▶ The NFL launched the Inspire Change platform, showcasing the collaborative efforts of players, owners and the league to create positive change in communities across the country, Jan. 11.
- ▶ For the first time ever, both conference championship games went to overtime, as the Los Angeles Rams defeated the New Orleans Saints, 26-23, and the New England Patriots earned a 37-31 victory over the Kansas City Chiefs, Jan. 20.
- ▶ New England defeated the Los Angeles Rams, 13-3, at Atlanta's Mercedes-Benz Stadium in Super Bowl LIII, the Patriots' sixth Super Bowl victory, matching the Pittsburgh Steelers' NFL record. WR Julian Edelman earned MVP honors, Feb. 3.
- ▶ At the Annual League Meeting, clubs approved a rule change that expanded reviewable plays in Instant Replay to include pass interference, called or not called on the field, for one year only, March 26.
- ▶ The NFL Draft set new records in media consumption and fan attendance. With a combined 3.9 HH TV rating and average of 6.1 million viewers across NFL, ESPN and ABC TV digital channels, the 2019 Draft was the highest-rated and most-watched ever. In total across Nielsen-measured channels, Draft telecasts combined to reach more than 47.5 million viewers throughout the three-day event. In addition to media consumption, the Draft shattered records for attendance as more than 600,000 fans filled the streets of Nashville, Tennessee, to celebrate the newest class of NFL rookies, April 25-27.
- ▶ NFL owners awarded the 2021 draft to Cleveland and the 2023 draft to Kansas City, May 22.
- ▶ Denver Broncos owner Pat Bowlen died at the age of 75, June 13.
- ▶ The Green Bay Packers and Chicago Bears, one of the league's richest rivalries, kicked off the NFL's 100th season at historic Soldier Field, Sept. 5.
- ▶ William V. Bidwill, the owner of the Arizona Cardinals, died at the age of 88, Oct. 2.

## 2020

- ▶ The Kansas City Chiefs earned their first league crown in 50 years, defeating the San Francisco 49ers, 31-20, in Super Bowl LIV. Chiefs quarterback Patrick Mahomes received MVP honors, Feb. 2.
- ▶ NFL players voted to ratify a new, transformative 10-year Collective Bargaining Agreement that included an option to expand teams' regular-season schedules to 17 games, increased benefits for current and retired players, raised minimum player salaries and expanded rosters to 55 players, March 14.
- ▶ Meeting remotely due to the COVID-19 pandemic, NFL owners for the first time since 1990 voted to expand the postseason, announcing both AFC and NFC playoff fields would include an additional qualifier, a No. 7 seed. Wild Card Weekend changed to six total games, three in each conference, with winners advancing to a Divisional round hosted by the highest-surviving seeds, including the only team to receive a bye in each conference, the No. 1 seed, March 31.
- ▶ The NFL held its annual draft in virtual fashion during the COVID-19 pandemic, with all selections and trades made remotely, and Commissioner Roger Goodell announcing selections from his New York home. On television, the three-day event established all-time highs for media consumption, topping 55 million viewers, and the NFL family raised more than \$100 million to benefit pandemic-relief efforts across the country. Meanwhile, the NFL announced that the 2022 draft would be held in Las Vegas, initially scheduled to host the 2020 event, April 23-25.
- ▶ The NFL expanded the Rooney Rule, announcing procedures to enhance diversity and career development for minorities and women. The new procedures prohibited clubs from denying an assistant coach the opportunity to apply for a coordinator role, or a burgeoning football executive from interviewing for a bona fide assistant general manager position. Changes included the requirement that clubs interview at least two external minority candidates for head-coach vacancies, and that clubs must interview minorities and/or women for all senior-level positions, May 19.
- ▶ The Washington Redskins franchise announced it will be known as the Washington Football Team until a permanent new name is chosen, July 13.
- ▶ Due to the COVID-19 pandemic, the NFL announced the cancellation of all 2020 pre-season games, July 27.
- ▶ SoFi Stadium in Los Angeles hosted its first game when the Rams topped the Dallas Cowboys, 20-17, in primetime on Kickoff Weekend, Sept. 13.
- ▶ The Los Angeles Chargers played their first home game at SoFi Stadium, a 23-20 overtime loss to Kansas City, Sept. 20.
- ▶ Allegiant Stadium, adjacent to the Las Vegas strip, opened on *Monday Night Football* with the Las Vegas Raiders defeating the New Orleans Saints, 34-24, Sept. 21.

## 2021

- ▶ The league concluded its most prolific offensive season, as teams in 2020 combined to score 12,692 total points and 1,473 total touchdowns, both the most in a season in NFL history. NFL games in 2020 averaged 49.6 combined points, most in a season during the era since the 1970 league merger, Jan. 3.
- ▶ With 13 new grants to nonprofit organizations and additional funding to support closing the "digital divide" as part of its social justice initiative, Inspire Change, the league announced it had topped \$95 million in support of programs focused on education, economic advancement, police and community relations, and criminal justice reform, encouraging unity and respect in communities, Jan. 8.
- ▶ Super Wild Card Weekend, featuring a seventh playoff team in each conference, introduced back-to-back tripleheader postseason games for the first time, Jan. 9-10.
- ▶ The Centers for Disease Control and Prevention published a paper jointly authored with NFL-NFLPA medical experts and epidemiologists. The publication shared the benefit of the NFL's COVID-19 mitigation strategy, with elements that the CDC paper said could be broadly applicable throughout society to limit the spread of the virus, including "to settings such as long-term care facilities, schools and high-density environments." Evidence generated by NFL data led to a revised definition of High-Risk Contacts that led contact tracers and medical experts to consider information beyond duration and distance, such as masking and ventilation, Jan. 25.
- ▶ In his first season with the Tampa Bay Buccaneers, Tom Brady earned his seventh Super Bowl championship, more than any franchise, leading his team to a 31-9 triumph over the Kansas City Chiefs in Super Bowl LV. The Bucs earned the right to become the first NFL team ever to play a Super Bowl on its home field by winning road playoff games in three straight weeks. Brady also captured his record fifth Super Bowl MVP, Feb. 7.
- ▶ In a remarkable achievement, including Super Bowl LV, the league completed all 269 regular-season and postseason games despite the adversity created by the ongoing COVID-19 pandemic, Feb. 7.
- ▶ The NFL reached long-term agreements with media partners Amazon, CBS, ESPN/ABC, FOX and NBC for the distribution of NFL games, the industry's most valuable content, over television and digital platforms, as well as additional media rights, expanding the NFL's digital footprint to reach a broader audience while maintaining its commitment to keep all NFL games on over-the-air television. The new agreements will begin with the 2023 season and run through the 2033 season, the league announces, March 18.
- ▶ Recognizing it as a monumental moment in league history, Commissioner Roger Goodell and the NFL announced an enhanced season structure with each team playing 17 regular-season games. The NFL-



## CHRONOLOGY OF PROFESSIONAL FOOTBALL

- NFLPA Collective Bargaining Agreement signed in March of 2020 enabled the league, with the approval of the union and its players, to enhance the regular season with a move to 17 games, providing fans an extra week of regular-season NFL action. At a virtual league meeting, NFL clubs approved the league's first scheduling structure change since 1978, March 30.
- ▶ The league announced its first-ever U.S. sportsbook partnerships as Caesars Entertainment, DraftKings and FanDuel reached agreements to become Official Sports Betting Partners of the NFL, giving all three exclusive ability to leverage NFL marks within the sports-betting category and activate around retail and online sports betting, April 15.
  - ▶ Amazon Prime Video will become the exclusive home of Thursday Night Football beginning with the 2022 season, the NFL announced May 3.
  - ▶ The NFL announced its initial schedule featuring each team playing 17 regular-season and three preseason games, the first change to the schedule since 1978, when NFL teams began playing 16 regular-season and four preseason games, May 12.
  - ▶ The NFL Foundation announced nearly \$2 million in donations toward pandemic recovery and COVID-19 vaccine services in vulnerable communities across the country, May 18.
  - ▶ Diageo, a global leader in beverage alcohol, became the first official spirits sponsor of the National Football League, June 16.
  - ▶ The NFL announced agreements with four approved sportsbook operators, making the operators eligible to purchase in-game commercial units and other select NFL media inventory, Aug. 30.
  - ▶ The NFL officially opened a 450,000-square-foot, state-of-the-art building, housing NFL Network studios and league offices, adjacent to SoFi Stadium at Hollywood Park in Los Angeles, Sept. 8.
  - ▶ The league announced that approximately 100 million digital and television viewers watched games during the season-opening weekend, averaging 17.4 million per game, Sept. 14.
  - ▶ HBO Sports and NFL Films announced that the first-ever presentation of Hard Knocks within an NFL season will feature the Indianapolis Colts and premiere in mid-November, Sept. 16.
  - ▶ The NFL, the NFLPA and Dapper Labs announced a collaboration to create exclusive digital video highlight NFTs (non-fungible tokens), allowing fans to collect digital video moments using Dapper Labs' cutting-edge blockchain technology, Sept. 29.
  - ▶ The NFL announced partnerships with four research universities to expand its collection of data regarding on-field head impacts, using novel mouthguard sensors, Nov. 23.
  - ▶ John Madden, legendary NFL coach, broadcaster and video-game innovator, died at the age of 85, Dec. 28.
  - ▶ The NFL granted a total of 18 teams access to 26 international Home Marketing Areas (HMA) across eight countries, Dec. 30.

### 2022

- ▶ For the first time, an NFL playoff game took place on *Monday Night Football*, as the Los Angeles Rams defeat the Arizona Cardinals, 34-11, in an NFC Wild Card contest at SoFi Stadium, Jan. 17.
- ▶ The Washington Football Team changed its name to the Washington Commanders, Feb. 2.
- ▶ The league announced it will stage the first-ever regular-season game in Germany, with Munich hosting a 2022 contest, and confirmed that Frankfurt also will host future NFL games, Feb. 9.
- ▶ The Los Angeles Rams captured their fourth world championship and second Super Bowl title, edging the Cincinnati Bengals, 23-20, at Super Bowl LVI in the Rams' home, SoFi Stadium, Feb. 13.
- ▶ At the annual meeting, NFL clubs adopted a playing-rules change to allow both teams an opportunity to possess the ball in overtime of postseason games, March 28.
- ▶ Downtown Detroit will host the 2024 NFL Draft, the league announced, March 28.
- ▶ NFL membership unanimously approved the sale and transition of the Denver Broncos from the Pat Bowlen Trust to the Walton-Penner Family Ownership Group, Aug. 9.
- ▶ In the first regular-season NFL game available exclusively on a streaming platform, the Kansas City Chiefs defeated the Los Angeles Chargers, 27-24, on Amazon Prime Video, Sept. 15.
- ▶ The NFL and NFLPA jointly announced that, based on the advice of the parties' respective medical experts, the Concussion Protocol would be modified to include the term ataxia as part of the mandatory "no-go" symptoms, Oct. 8.
- ▶ Calling it one of his greatest football experiences, Tom Brady led the Tampa Bay Buccaneers to a 21-16 victory over the Seattle Seahawks in the NFL's first regular-season game in Germany, at Munich's Allianz Arena, Nov. 13.
- ▶ The NFL hosted the first annual John Madden Thanksgiving Celebration, featuring special broadcast tributes during each of the three Thanksgiving Day games. Also, each broadcasting network names a Madden Player of the Game, who receives a \$10,000 donation in their name from the NFL Foundation to the youth or high-school football programs of the player's choosing, Nov. 24.
- ▶ The Minnesota Vikings completed the largest comeback in NFL history, erasing a 33-point deficit in a 39-36 overtime victory over the Indianapolis Colts at U.S. Bank Stadium, Dec. 18.
- ▶ The NFL and Google announced a partnership to bring fans the next generation of NFL Sunday Ticket, on YouTubeTV and YouTube Primetime channels, beginning with the 2023 season, Dec. 22.

### 2023

- ▶ Art McNally, the first on-field official enshrined in the Pro Football Hall of Fame and a mammoth figure in league history for his integrity and class, passes away at age 97, Jan. 1.
- ▶ Buffalo Bills assistant athletic trainer Denny Kellington performed CPR on Damar Hamlin, saving the player's life during a game in Cincinnati, Jan. 2. ... Hamlin's miraculous recovery over the next few weeks inspires the NFL to found a coalition to advance the adoption of live-saving policies for student-athletes, the Smart Heart Sports Coalition, advocating for all 50 states to adopt policies that will prevent fatal outcomes from Sudden Cardiac Arrest (SCA) among high-school students (announced March 27).
- ▶ The regular season concluded with NFL games averaging a final-score margin of only 9.70 points, the closest mark over a full season since 1932 (9.13), Jan. 8.
- ▶ Minnesota Vikings quarterback Kirk Cousins led the NFC to a flurry of late-game points to help his conference edge the AFC, 35-33, in the league's inaugural flag-football competition at Allegiant Stadium in Las Vegas. The no-tackle contest concluded the NFL's first Pro Bowl Games, a thrilling week of skills battles among the league's best players, Feb. 5.
- ▶ At Super Bowl LVII in Arizona, the Kansas City Chiefs won their second Super Bowl title in four years – and third in franchise history – with a dramatic, 38-35 victory over the Philadelphia Eagles, Feb. 12.
- ▶ Revealing results of a custom survey, Nielsen and the NFL announced that approximately 200 million viewers – or 60 percent of all people in the United States – watched Super Bowl LVII, Feb. 28.
- ▶ Jerry Richardson, who founded the Carolina Panthers in 1993, owned the franchise over its first 25 NFL seasons and played on the Baltimore Colts' 1959 NFL Championship team, passed away at age 86, March 1.
- ▶ The NFL announced an expansion of its NFL Africa program into Kenya, hosting a camp to identify talent as well as a flag-football showcase, continuing to grow the game at all levels on the continent after a similar 2022 initiative in Ghana, April 10.
- ▶ The three-day NFL Draft drew 312,000 fans to downtown Kansas City and 54.4 million combined television and digital viewers, April 27-29.
- ▶ After the league's 2022 Germany debut generated an economic impact of more than 70 million Euros for the city of Munich, the NFL announced the first two regular-season games in Frankfurt (Miami vs. Kansas City and Indianapolis vs. New England), May 10.
- ▶ The NFL announced that the New York Jets will host the Miami Dolphins in Week 12 on Friday, Nov. 24, the first-ever Black Friday game to be streamed on Prime Video, May 11.
- ▶ The league's Inspire Change contributions surpass \$300 million in efforts to strengthen advances in social justice, the NFL announced, May 18.

## CHRONOLOGY OF PROFESSIONAL FOOTBALL

- ▶ Clubs approved a one-season trial enabling the league to flex up to two late-season matchups in the Thursday Night Football package, May 22.
- ▶ The league grants the 2025 NFL Draft to Green Bay's Lambeau Field and Tilletown, and also awards Super Bowl LX – scheduled to conclude the 2025 season – to the San Francisco Bay Area and Levi's Stadium, May 22.
- ▶ Teams will now have the ability to designate emergency third quarterbacks from their gameday inactive lists should two active-list quarterbacks be unable to participate, after a bylaw change passed by the NFL, May 22.
- ▶ To enhance player safety, NFL clubs approved a playing-rules change for one year, allowing receiving teams to fair catch a kickoff inside their own 25-yard-line and begin the ensuing drive at the 25, May 23.
- ▶ Norma Hunt, widow of late Kansas City Chiefs founder Lamar Hunt, died at the age of 85, Jun. 4.
- ▶ NFL clubs unanimously approved the sale of the Washington Commanders franchise to Josh Harris and his limited partners, Jul. 20.
- ▶ Tottenham Hotspur and the NFL announced the expansion of their partnership through the 2029–2030 NFL season, Sept. 14.
- ▶ The Jacksonville Jaguars become the first NFL team to win multiple international games in the same season, Oct. 8.
- ▶ The International Olympic Committee (IOC) approved the addition of flag football to the Olympic program for the 2028 summer games in Los Angeles, Oct. 16.
- ▶ Bill Belichick became the third head coach in NFL history with 300 career regular season wins, joining Pro Football Hall of Famers Don Shula and George Halas, Oct. 22.
- ▶ Patrick Mahomes threw two touchdown passes as the Chiefs defeated the Dolphins, 21-14, in the first-ever regular-season game played in Frankfurt, Germany, Nov. 5.
- ▶ The league awards Super Bowl LXI to Los Angeles and SoFi Stadium, Dec. 14.
- ▶ NFL clubs voted to approve an increase in league-operated international game inventory from four to up to eight games a season beginning in 2025, as the league continues to emphasize global growth as a major strategic priority, Dec. 23.

### 2024

- ▶ The Kansas City Chiefs defeated the Miami Dolphins, 26-7, on Peacock in the first-ever exclusive live streamed NFL playoff game. At minus-four degrees, it marked the fourth-coldest game in NFL history, Jan. 13.
- ▶ The 2023 NFL playoffs averaged 38.5 million viewers for the Wild Card, Divisional and Conference Championship rounds – setting a new record for the most-watched playoffs ever (records date back to 1988), Jan. 30.
- ▶ The NFL announced that it will play a regular season game in Madrid, Spain in 2025, as the NFL prioritizes global growth and expands the International Games to new cities and markets around the world, Feb. 9.
- ▶ In the second Super Bowl ever to go to overtime, the Chiefs defeated the 49ers, 25-22, as Kansas City became the first team since the 2003-04 Patriots to win back-to-back Super Bowls, Feb. 11.
- ▶ CBS Sports' coverage of Super Bowl LVIII delivered the most-watched telecast in history with a 123.4 million average viewers across all platforms, including the CBS Television Network, Paramount+, Nickelodeon, Univision, and CBS Sports and NFL digital properties, including NFL+, Feb. 13.
- ▶ NFL clubs approved for one season a new hybrid kickoff rule that dramatically alters the look and feel of the kickoff, featuring new alignments for both the kicking and receiving teams, Mar. 26.
- ▶ NFL clubs voted unanimously to remove the hip-drop tackle from the game. A hip-drop tackle occurs when a defender wraps up a ball carrier and rotates or swivels his hips, unweighting himself and dropping onto ball carrier's legs during the tackle, Mar. 27.
- ▶ The NFL and NFLPA announced the introduction of five new helmets for the 2024 season that achieved record-high testing results, reflecting a significant advancement in helmet safety innovation. Twelve new helmet models are eligible for players to wear for the 2024 season, Apr. 9.
- ▶ The NFL announced that the Green Bay Packers and Philadelphia Eagles will play on Friday, Sept. 6, in Sao Paulo, Brazil, in the first-ever regular season game in South America, Apr. 10.
- ▶ The NFL announced it will open an NFL Academy in Australia in September, 2024 as the league continues to invest in long-term global football development efforts and pathways for international talent, April 25.
- ▶ The 2024 NFL Draft in Detroit set a new attendance record after more than 700,000 fans were in attendance for the three-day event, including a record 275,000 people for the first round, Apr. 27.
- ▶ The NFL and Netflix announced a three-season deal beginning in 2024 with two Christmas Day games. Netflix will stream at least one holiday game each year of the three-year deal, May 15.
- ▶ The league's Inspire Change contributions surpass \$375 million in efforts to strengthen advances in social justice, the NFL announced, May 18.

- ▶ The league announced the rollout of NFL Source, an evolution of the league's supplier diversity commitments which seek to standardize how the NFL and its partners support working with underrepresented businesses locally and nationally, year-round, May 21.
- ▶ Pittsburgh will host the 2026 NFL Draft, the league announced, May 23.

### NFL COMMISSIONERS AND PRESIDENTS\*

1920	Jim Thorpe, President
1921-39	Joe Carr, President
1939-41	Carl Storck, President
1941-46	Elmer Layden, Commissioner
1946-1959	Bert Bell, Commissioner
1960-1989	Pete Rozelle, Commissioner
1989-2006	Paul Tagliabue, Commissioner
2006-present	Roger Goodell, Commissioner

*\*NFL treasurer Austin Gunsel served as president in the office of the commissioner following the death of Bert Bell (Oct. 11, 1959) until the election of Pete Rozelle (Jan. 26, 1960).*

# PAST STANDINGS

## 2023

### AMERICAN CONFERENCE

#### East Division

	W	L	T	Pct.	Pts.	OP
Buffalo	11	6	0	.647	451	311
Miami*	11	6	0	.647	496	391
N.Y. Jets	7	10	0	.412	268	355
New England	4	13	0	.235	236	366

#### North Division

	W	L	T	Pct.	Pts.	OP
Baltimore#	13	4	0	.765	483	280
Cleveland*	11	6	0	.647	396	362
Pittsburgh†	10	7	0	.588	304	324
Cincinnati	9	8	0	.529	366	384

#### South Division

	W	L	T	Pct.	Pts.	OP
Houston	10	7	0	.588	377	353
Jacksonville	9	8	0	.529	377	371
Indianapolis	9	8	0	.529	396	415
Tennessee	6	11	0	.353	305	367

#### West Division

	W	L	T	Pct.	Pts.	OP
Kansas City	11	6	0	.647	371	294
Las Vegas	8	9	0	.471	332	331
Denver	8	9	0	.471	357	413
L.A. Chargers	5	12	0	.294	346	398

### NATIONAL CONFERENCE

#### East Division

	W	L	T	Pct.	Pts.	OP
Dallas	12	5	0	.706	509	315
Philadelphia*	11	6	0	.647	433	428
N.Y. Giants	6	11	0	.353	266	407
Washington	4	13	0	.235	329	518

#### North Division

	W	L	T	Pct.	Pts.	OP
Detroit	12	5	0	.706	461	395
Green Bay*	9	8	0	.529	383	350
Minnesota	7	10	0	.412	344	362
Chicago	7	10	0	.412	360	379

#### South Division

	W	L	T	Pct.	Pts.	OP
Tampa Bay	9	8	0	.529	348	325
New Orleans	9	8	0	.529	402	327
Atlanta	7	10	0	.412	321	373
Carolina	2	15	0	.118	236	416

#### West Division

	W	L	T	Pct.	Pts.	OP
San Francisco#	12	5	0	.706	491	298
L.A. Rams*	10	7	0	.588	404	377
Seattle	9	8	0	.529	364	402
Arizona	4	13	0	.235	330	455

\*Wild Card qualifier for playoffs; #Top playoff seed in conference.

Buffalo finished ahead of Miami based on head-to-head sweep. Buffalo finished ahead of Kansas City based on head-to-head victory. Cleveland finished ahead of Miami based on better conference record (8-4 to Dolphins' 7-5). San Francisco finished ahead of Dallas and Detroit based on better conference record (10-2 to Cowboys' 9-3 and Lions' 8-4). Dallas finished ahead of Detroit based on head-to-head victory. Green Bay and Seattle finished ahead of New Orleans based on better conference record (7-5 to Saints' 6-6). Green Bay finished ahead of Seattle based on better strength of victory (.458 to Seahawks' .392). Tampa Bay finished ahead of New Orleans based on better record in common games (8-4 to Saints' 6-6).

Wild Card Playoff Games: HOUSTON 45, Cleveland 14

KANSAS CITY 26, Miami 7

BUFFALO 31, Pittsburgh 17

Divisional Playoff Games: BALTIMORE 34, Houston 10

Kansas City 27, BUFFALO 24

AFC Championship Game: Kansas City 17, BALTIMORE 10

Wild Card Playoff Games: Green Bay 48, DALLAS 32

DETROIT 24, L.A. Rams 23

TAMPA BAY 32, Philadelphia 9

Divisional Playoff Games: SAN FRANCISCO 24, Green Bay 21

DETROIT 31, Tampa Bay 23

NFC Championship Game: SAN FRANCISCO 34, Detroit 31

Super Bowl LVIII: Kansas City (AFC) 25, San Francisco (NFC) 22 (OT) at Allegiant Stadium; Las Vegas, Nev.

### Playoff Seeds

#### AFC

- Baltimore
- Buffalo
- Kansas City**
- Houston
- Cleveland
- Miami
- Pittsburgh

#### NFC

- San Francisco**
- Dallas
- Detroit
- Tampa Bay
- Philadelphia
- L.A. Rams
- Green Bay

In Past Standings section, home teams in playoff games are indicated by capital letters.

# PAST STANDINGS

## 2022

### AMERICAN CONFERENCE

#### East Division

	W	L	T	Pct.	Pts.	OP
Buffalo	13	3	0	.813	455	286
Miami*	9	8	0	.529	397	399
New England	8	9	0	.471	364	347
N.Y. Jets	7	10	0	.412	296	316

#### North Division

	W	L	T	Pct.	Pts.	OP
Cincinnati	12	4	0	.750	418	322
Baltimore*	10	7	0	.588	350	315
Pittsburgh	9	8	0	.529	308	346
Cleveland	7	10	0	.412	361	381

#### South Division

	W	L	T	Pct.	Pts.	OP
Jacksonville	9	8	0	.529	404	350
Tennessee	7	10	0	.412	298	359
Indianapolis	4	12	1	.265	289	427
Houston	3	13	1	.206	289	420

#### West Division

	W	L	T	Pct.	Pts.	OP
Kansas City#	14	3	0	.824	496	369
L.A. Chargers*	10	7	0	.588	391	384
Las Vegas	6	11	0	.353	395	418
Denver	5	12	0	.294	287	359

### NATIONAL CONFERENCE

#### East Division

	W	L	T	Pct.	Pts.	OP
Philadelphia#	14	3	0	.824	477	344
Dallas*	12	5	0	.706	467	342
N.Y. Giants*	9	7	1	.559	365	371
Washington	8	8	1	.500	321	343

#### North Division

	W	L	T	Pct.	Pts.	OP
Minnesota	13	4	0	.765	424	427
Carolina	9	8	0	.529	453	427
Green Bay	8	9	0	.471	370	371
Chicago	3	14	0	.176	326	463

#### South Division

	W	L	T	Pct.	Pts.	OP
Tampa Bay	8	9	0	.471	313	358
Carolina	7	10	0	.412	347	374
New Orleans	7	10	0	.412	330	345
Atlanta	7	10	0	.412	365	386

#### West Division

	W	L	T	Pct.	Pts.	OP
San Francisco	13	4	0	.765	450	277
Seattle*	9	8	0	.529	407	401
L.A. Rams	5	12	0	.294	307	384
Arizona	4	13	0	.235	340	449

\*Wild Card qualifier for playoffs; #Top playoff seed in conference.

One game between Buffalo and Cincinnati was cancelled.

Miami finished ahead of Pittsburgh based on head-to-head victory.

L.A. Chargers finished ahead of Baltimore based on better conference record (7-5 to Ravens' 6-6). San Francisco finished ahead of Minnesota based on better conference record (10-2 to Vikings' 8-4). Seattle finished ahead of Detroit based on head-to-head victory.

Wild Card Playoff Games: JACKSONVILLE 31, L.A. Chargers 30

BUFFALO 34, Miami 31

CINCINNATI 24, Baltimore 17

Divisional Playoff Games: KANSAS CITY 27, Jacksonville 20

Cincinnati 27, BUFFALO 10

AFC Championship Game: KANSAS CITY 23, Cincinnati 20

Wild Card Playoff Games: SAN FRANCISCO 41, Seattle 23

N.Y. Giants 31, MINNESOTA 24

Dallas 31, TAMPA BAY 14

Divisional Playoff Games: PHILADELPHIA 38, N.Y. Giants 7

SAN FRANCISCO 19, Dallas 12

NFC Championship Game: PHILADELPHIA 31, San Francisco 7

Super Bowl LVII: Kansas City (AFC) 38, Philadelphia (NFC) 35

at State Farm Stadium; Glendale, Ariz.

### Playoff Seeds

#### AFC

1. Kansas City
2. Buffalo
3. Cincinnati
4. Jacksonville
5. L.A. Chargers
6. Baltimore
7. Miami

#### NFC

1. Philadelphia
2. San Francisco
3. Minnesota
4. Tampa Bay
5. Dallas
6. N.Y. Giants
7. Seattle

In Past Standings section, home teams in playoff games are indicated by capital letters.

## 2021

### AMERICAN CONFERENCE

#### East Division

	W	L	T	Pct.	Pts.	OP
Buffalo	11	6	0	.647	483	289
New England*	10	7	0	.588	462	303
Miami	9	8	0	.529	341	373
New York Jets	4	13	0	.235	310	504

#### North Division

	W	L	T	Pct.	Pts.	OP
Cincinnati	10	7	0	.588	460	376
Pittsburgh*	9	7	1	.559	343	398
Cleveland	8	9	0	.471	349	371
Baltimore	8	9	0	.471	387	392

#### South Division

	W	L	T	Pct.	Pts.	OP
Tennessee#	12	5	0	.706	419	354
Indianapolis	9	8	0	.529	451	365
Houston	4	13	0	.235	280	452
Jacksonville	3	14	0	.176	253	457

#### West Division

	W	L	T	Pct.	Pts.	OP
Kansas City	12	5	0	.706	480	364
Las Vegas*	10	7	0	.588	374	439
Los Angeles Chargers	9	8	0	.529	474	459
Denver	7	10	0	.412	335	322

### NATIONAL CONFERENCE

#### East Division

	W	L	T	Pct.	Pts.	OP
Dallas	12	5	0	.706	530	358
Philadelphia*	9	8	0	.529	444	385
Washington	7	10	0	.412	335	434
New York Giants	4	13	0	.235	258	416

#### North Division

	W	L	T	Pct.	Pts.	OP
Green Bay#	13	4	0	.765	450	371
Minnesota	8	9	0	.471	425	426
Chicago	6	11	0	.353	311	407
Detroit	3	13	1	.206	325	467

#### South Division

	W	L	T	Pct.	Pts.	OP
Tampa Bay	13	4	0	.765	511	353
New Orleans	9	8	0	.529	364	335
Atlanta	7	10	0	.412	313	459
Carolina	5	12	0	.294	304	404

#### West Division

	W	L	T	Pct.	Pts.	OP
Los Angeles Rams	12	5	0	.706	460	372
Arizona*	11	6	0	.647	449	366
San Francisco*	10	7	0	.588	427	365
Seattle	7	10	0	.412	395	366

\*Wild Card qualifier for playoffs; #Top playoff seed in conference.

Tennessee finished ahead of Kansas City based on head-to-head

victory. Las Vegas finished ahead of New England based on

better record in common games (5-1 to Patriots' 2-4). Green Bay finished ahead of Tampa Bay based on better conference record (9-3 to Buccaneers' 8-4). Dallas finished ahead of L.A. Rams based on better conference record (10-2 to Rams' 8-4). Philadelphia finished ahead of New Orleans based on head-to-head victory.

Wild Card Playoff Games: CINCINNATI 26, Las Vegas 19

BUFFALO 47, New England 17

KANSAS CITY 42, Pittsburgh 21

Divisional Playoff Games: Cincinnati 19, TENNESSEE 16

KANSAS CITY 42, Buffalo 36 (OT)

AFC Championship Game: Cincinnati 27, KANSAS CITY 24 (OT)

Wild Card Playoff Games: TAMPA BAY 31, Philadelphia 15

San Francisco 23, DALLAS 17

LOS ANGELES RAMS 34, Arizona 11

Divisional Playoff Games: San Francisco 13, GREEN BAY 10

Los Angeles Rams 30, TAMPA BAY 27

NFC Championship Game: LOS ANGELES RAMS 20, San Francisco 17

Super Bowl LVII: Los Angeles Rams (NFC) 23, Cincinnati (AFC) 20

at SoFi Stadium; Inglewood, Calif.

### Playoff Seeds

#### AFC

1. Tennessee
2. Kansas City
3. Buffalo
4. Cincinnati
5. Las Vegas
6. New England
7. Pittsburgh

#### NFC

1. Green Bay
2. Tampa Bay
3. Dallas
4. L.A. Rams
5. Arizona
6. San Francisco
7. Philadelphia

**2020**

**AMERICAN CONFERENCE**

East Division					
W	L	T	Pct.	Pts.	OP
Buffalo	13	3	0	.813	501 375
Miami	10	6	0	.625	404 338
New England	7	9	0	.438	326 353
New York Jets	2	14	0	.125	243 457
North Division					
W	L	T	Pct.	Pts.	OP
Pittsburgh	12	4	0	.750	416 312
Baltimore*	11	5	0	.688	468 303
Cleveland*	11	5	0	.688	408 419
Cincinnati	4	11	1	.281	311 424
South Division					
W	L	T	Pct.	Pts.	OP
Tennessee	11	5	0	.688	491 439
Indianapolis*	11	5	0	.688	451 362
Houston	4	12	0	.250	384 464
Jacksonville	1	15	0	.063	306 492
West Division					
W	L	T	Pct.	Pts.	OP
Kansas City#	14	2	0	.875	473 362
Las Vegas	8	8	0	.500	434 478
Los Angeles Chargers	7	9	0	.438	384 426
Denver	5	11	0	.313	323 446

**NATIONAL CONFERENCE**

East Division					
W	L	T	Pct.	Pts.	OP
Washington	7	9	0	.438	335 329
New York Giants	6	10	0	.375	280 357
Dallas	6	10	0	.375	395 473
Philadelphia	4	11	1	.281	334 418
North Division					
W	L	T	Pct.	Pts.	OP
Green Bay#	13	3	0	.813	509 369
Chicago*	8	8	0	.500	372 370
Minnesota	7	9	0	.438	430 475
Detroit	5	11	0	.313	377 519
South Division					
W	L	T	Pct.	Pts.	OP
New Orleans	12	4	0	.750	482 337
Tampa Bay*	11	5	0	.688	492 355
Carolina	5	11	0	.313	350 402
Atlanta	4	12	0	.250	396 414
West Division					
W	L	T	Pct.	Pts.	OP
Seattle	12	4	0	.750	459 371
Los Angeles Rams*	10	6	0	.625	372 296
Arizona	8	8	0	.500	410 367
San Francisco	6	10	0	.375	376 390

\*Wild Card qualifier for playoffs; #Top playoff seed in conference.  
 Baltimore finished ahead of Cleveland based on head-to-head sweep and ahead of Indianapolis based on head-to-head victory.  
 Cleveland finished ahead of Indianapolis based on head-to-head victory. Tennessee finished ahead of Indianapolis based on better division record (5-1 to Colts' 4-2). New Orleans finished ahead of Seattle based on better conference record (10-2 to Seahawks' 9-3). Chicago finished ahead of Arizona based on better record in common games (3-2 to Cardinals' 1-4).

- Wild Card Playoff Games: BUFFALO 27, Indianapolis 24  
 Baltimore 20, TENNESSEE 13  
 Cleveland 48, PITTSBURGH 37
- Divisional Playoff Games: BUFFALO 17, Baltimore 3  
 KANSAS CITY 22, Cleveland 17
- AFC Championship Game: KANSAS CITY 38, Buffalo 24
- Wild Card Playoff Games: Los Angeles Rams 30, SEATTLE 20  
 Tampa Bay 31, WASHINGTON 23  
 NEW ORLEANS 21, Chicago 9
- Divisional Playoff Games: GREEN BAY 32, Los Angeles Rams 18  
 Tampa Bay 30, NEW ORLEANS 20
- NFC Championship Game: Tampa Bay 31, GREEN BAY 26
- Super Bowl LV: Tampa Bay (NFC) 31, Kansas City (AFC) 9  
 at Raymond James Stadium; Tampa, Fla.

**Playoff Seeds**

- |                 |                |
|-----------------|----------------|
| <b>AFC</b>      | <b>NFC</b>     |
| 1. Kansas City  | 1. Green Bay   |
| 2. Buffalo      | 2. New Orleans |
| 3. Pittsburgh   | 3. Seattle     |
| 4. Tennessee    | 4. Washington  |
| 5. Baltimore    | 5. Tampa Bay   |
| 6. Cleveland    | 6. L.A. Rams   |
| 7. Indianapolis | 7. Chicago     |

**2019**

**AMERICAN CONFERENCE**

East Division					
W	L	T	Pct.	Pts.	OP
New England	12	4	0	.750	420 225
Buffalo*	10	6	0	.625	314 259
New York Jets	7	9	0	.438	276 359
Miami	5	11	0	.313	306 494
North Division					
W	L	T	Pct.	Pts.	OP
Baltimore#	14	2	0	.875	531 282
Pittsburgh	8	8	0	.500	289 303
Cleveland	6	10	0	.375	335 393
Cincinnati	2	14	0	.125	279 420
South Division					
W	L	T	Pct.	Pts.	OP
Houston	10	6	0	.625	378 385
Tennessee*	9	7	0	.563	402 331
Indianapolis	7	9	0	.438	361 373
Jacksonville	6	10	0	.375	300 397
West Division					
W	L	T	Pct.	Pts.	OP
Kansas City	12	4	0	.750	451 308
Denver	7	9	0	.438	282 316
Oakland	7	9	0	.438	313 419
Los Angeles Chargers	5	11	0	.313	337 345

**NATIONAL CONFERENCE**

East Division					
W	L	T	Pct.	Pts.	OP
Philadelphia	9	7	0	.563	385 354
Dallas	8	8	0	.500	434 321
New York Giants	4	12	0	.250	341 451
Washington	3	13	0	.188	266 435
North Division					
W	L	T	Pct.	Pts.	OP
Green Bay	13	3	0	.813	376 313
Minnesota*	10	6	0	.625	407 303
Chicago	8	8	0	.500	280 298
Detroit	3	12	1	.219	341 423
South Division					
W	L	T	Pct.	Pts.	OP
New Orleans	13	3	0	.813	458 341
Atlanta	7	9	0	.438	381 399
Tampa Bay	7	9	0	.438	458 449
Carolina	5	11	0	.313	340 470
West Division					
W	L	T	Pct.	Pts.	OP
San Francisco#	13	3	0	.813	479 310
Seattle*	11	5	0	.688	405 398
Los Angeles Rams	9	7	0	.563	394 364
Arizona	5	10	1	.344	361 442

\*Wild Card qualifier for playoffs; #Top playoff seed in conference.  
 Kansas City finished ahead of New England based on head-to-head victory. Denver finished ahead of Oakland based on better conference record (6-6 to Raiders' 5-7). San Francisco finished ahead of Green Bay and New Orleans based on head-to-head victory against both teams. Green Bay finished ahead of New Orleans based on better conference record (10-2 to Saints' 9-3). Atlanta finished ahead of Tampa Bay based on better division record (4-2 to Buccaneers' 2-4).

- Wild Card Playoff Games: HOUSTON 22, Buffalo 19 (OT);  
 Tennessee 20, NEW ENGLAND 13
- Divisional Playoff Games: Tennessee 28, BALTIMORE 12;  
 KANSAS CITY 51, Houston 31
- AFC Championship Game: KANSAS CITY 35, Tennessee 24
- Wild Card Playoff Games: Minnesota 26, NEW ORLEANS 20 (OT);  
 Seattle 17, PHILADELPHIA 9
- Divisional Playoff Games: SAN FRANCISCO 27, Minnesota 10;  
 GREEN BAY 28, Seattle 23
- NFC Championship Game: SAN FRANCISCO 37, Green Bay 20
- Super Bowl LIV: Kansas City (AFC) 31, San Francisco (NFC) 20  
 at Hard Rock Stadium; Miami Gardens, Fla.

**Playoff Seeds**

- |                |                  |
|----------------|------------------|
| <b>AFC</b>     | <b>NFC</b>       |
| 1. Baltimore   | 1. San Francisco |
| 2. Kansas City | 2. Green Bay     |
| 3. New England | 3. New Orleans   |
| 4. Houston     | 4. Philadelphia  |
| 5. Buffalo     | 5. Seattle       |
| 6. Tennessee   | 6. Minnesota     |

# PAST STANDINGS

## 2018

### AMERICAN CONFERENCE

#### East Division

	W	L	T	Pct.	Pts.	OP
New England	11	5	0	.688	436	325
Miami	7	9	0	.438	319	433
Buffalo	6	10	0	.375	269	374
New York Jets	4	12	0	.250	333	441

#### North Division

	W	L	T	Pct.	Pts.	OP
Baltimore	10	6	0	.625	389	287
Pittsburgh	9	6	1	.594	428	360
Cleveland	7	8	1	.469	359	392
Cincinnati	6	10	0	.375	368	455

#### South Division

	W	L	T	Pct.	Pts.	OP
Houston	11	5	0	.688	402	316
Indianapolis*	9	6	1	.625	433	344
Tennessee	9	7	0	.563	310	303
Jacksonville	5	11	0	.313	245	316

#### West Division

	W	L	T	Pct.	Pts.	OP
Kansas City#	12	4	0	.750	565	421
Los Angeles Chargers*	12	4	0	.750	428	329
Denver	6	10	0	.375	329	349
Oakland	4	12	0	.250	290	467

### NATIONAL CONFERENCE

#### East Division

	W	L	T	Pct.	Pts.	OP
Dallas	10	6	0	.625	339	324
Philadelphia*	9	7	0	.563	367	348
Washington	7	9	0	.438	281	359
New York Giants	5	11	0	.313	369	412

#### North Division

	W	L	T	Pct.	Pts.	OP
Chicago	12	4	0	.750	421	283
Minnesota	8	7	1	.531	360	341
Green Bay	6	9	1	.406	376	400
Detroit	6	10	0	.375	324	360

#### South Division

	W	L	T	Pct.	Pts.	OP
New Orleans#	13	3	0	.813	504	353
Atlanta	7	9	0	.438	414	423
Carolina	7	9	0	.438	376	382
Tampa Bay	5	11	0	.313	396	464

#### West Division

	W	L	T	Pct.	Pts.	OP
Los Angeles Rams	13	3	0	.813	527	384
Seattle*	10	6	0	.625	428	347
San Francisco	4	12	0	.250	342	435
Arizona	3	13	0	.188	225	425

\*Wild Card qualifier for playoffs; #Top playoff seed in conference.  
 New England finished ahead of Houston based on head-to-head victory. Kansas City finished ahead of Los Angeles Chargers based on better division record (5-1 to Chargers' 4-2). New Orleans finished ahead of L.A. Rams based on head-to-head victory. Atlanta finished ahead of Carolina based on head-to-head sweep.

Wild Card Playoff Games: Indianapolis 21, HOUSTON 7;  
 Los Angeles Chargers 23, BALTIMORE 17

Divisional Playoff Games: KANSAS CITY 31, Indianapolis 13;  
 NEW ENGLAND 41, Los Angeles Chargers 28

AFC Championship Game: New England 37, KANSAS CITY 31 (OT)

Wild Card Playoff Games: Philadelphia 16, CHICAGO 15;  
 DALLAS 24, Seattle 22

Divisional Playoff Games: LOS ANGELES RAMS 30, Dallas 22;  
 NEW ORLEANS 20, Philadelphia 14

NFC Championship Game: Los Angeles Rams 26, NEW ORLEANS 23 (OT)

Super Bowl LIII: New England (AFC) 13, Los Angeles Rams (NFC) 3 at Mercedes-Benz Stadium; Atlanta, Ga.

### Playoff Seeds

#### AFC

1. Kansas City
2. New England
3. Houston
4. Baltimore
5. Los Angeles Chargers
6. Indianapolis

#### NFC

1. New Orleans
2. Los Angeles Rams
3. Chicago
4. Dallas
5. Seattle
6. Philadelphia

## 2017

### AMERICAN CONFERENCE

#### East Division

	W	L	T	Pct.	Pts.	OP
New England#	13	3	0	.813	458	296
Buffalo*	9	7	0	.563	302	359
Miami	6	10	0	.375	281	393
New York Jets	5	11	0	.313	298	382

#### North Division

	W	L	T	Pct.	Pts.	OP
Pittsburgh	13	3	0	.813	406	308
Baltimore	9	7	0	.563	395	303
Cincinnati	7	9	0	.438	290	349
Cleveland	0	16	0	.000	234	410

#### South Division

	W	L	T	Pct.	Pts.	OP
Jacksonville	10	6	0	.625	417	268
Tennessee*	9	7	0	.563	334	356
Indianapolis	4	12	0	.250	263	404
Houston	4	12	0	.250	338	436

#### West Division

	W	L	T	Pct.	Pts.	OP
Kansas City	10	6	0	.625	415	339
Los Angeles Chargers	9	7	0	.563	355	272
Oakland	6	10	0	.375	301	373
Denver	5	11	0	.313	289	382

### NATIONAL CONFERENCE

#### East Division

	W	L	T	Pct.	Pts.	OP
Philadelphia#	13	3	0	.813	457	295
Dallas	9	7	0	.563	354	332
Washington	7	9	0	.438	342	388
New York Giants	3	13	0	.188	246	388

#### North Division

	W	L	T	Pct.	Pts.	OP
Minnesota	13	3	0	.813	382	252
Detroit	9	7	0	.563	410	376
Green Bay	7	9	0	.438	320	384
Chicago	5	11	0	.313	264	320

#### South Division

	W	L	T	Pct.	Pts.	OP
New Orleans	11	5	0	.688	448	326
Carolina*	11	5	0	.688	363	327
Atlanta*	10	6	0	.625	353	315
Tampa Bay	5	11	0	.313	335	382

#### West Division

	W	L	T	Pct.	Pts.	OP
Los Angeles Rams	11	5	0	.688	478	329
Seattle	9	7	0	.563	366	332
Arizona	8	8	0	.500	295	361
San Francisco	6	10	0	.375	331	383

\*Wild Card qualifier for playoffs; #Top playoff seed in conference.  
 Indianapolis finished ahead of Houston based on head-to-head sweep. Tennessee finished ahead of Buffalo, Baltimore and Los Angeles Chargers based on better conference record (Titans 8-4 to Bills 7-5, Ravens 7-5 and Chargers 7-5). Buffalo and Baltimore had better conference record than Los Angeles Chargers (Bills 7-5 and Ravens 7-5 to Chargers 6-6). Buffalo finished ahead of Baltimore based on better strength of victory (.396 to Ravens .299). New Orleans finished ahead of Carolina based on head-to-head sweep.

Wild Card Playoff Games: Tennessee 22, KANSAS CITY 21;  
 JACKSONVILLE 10, Buffalo 3

Divisional Playoff Games: NEW ENGLAND 35, Tennessee 14;  
 Jacksonville 45, PITTSBURGH 42

AFC Championship Game: NEW ENGLAND 24, Jacksonville 20

Wild Card Playoff Games: Atlanta 26, LOS ANGELES RAMS 13;  
 NEW ORLEANS 31, Carolina 26

Divisional Playoff Games: PHILADELPHIA 15, Atlanta 10;  
 MINNESOTA 29, New Orleans 24

NFC Championship Game: PHILADELPHIA 38, Minnesota 7  
 Super Bowl LII: Philadelphia (NFC) 41, New England (AFC) 33 at U.S. Bank Stadium; Minneapolis, Minn.

### Playoff Seeds

#### AFC

1. New England
2. Pittsburgh
3. Jacksonville
4. Kansas City
5. Tennessee
6. Buffalo

#### NFC

1. Philadelphia
2. Minnesota
3. Los Angeles Rams
4. New Orleans
5. Carolina
6. Atlanta

**2016**

**AMERICAN CONFERENCE**

East Division					
W	L	T	Pct.	Pts.	OP
New England#	14	2	0	.875	441 250
Miami*	10	6	0	.625	363 380
Buffalo	7	9	0	.438	399 378
New York Jets	5	11	0	.313	275 409
North Division					
W	L	T	Pct.	Pts.	OP
Pittsburgh	11	5	0	.688	399 327
Baltimore	8	8	0	.500	343 321
Cincinnati	6	9	1	.406	325 315
Cleveland	1	15	0	.063	264 452
South Division					
W	L	T	Pct.	Pts.	OP
Houston	9	7	0	.563	279 328
Tennessee	9	7	0	.563	381 378
Indianapolis	8	8	0	.500	411 392
Jacksonville	3	13	0	.188	318 400
West Division					
W	L	T	Pct.	Pts.	OP
Kansas City	12	4	0	.750	389 311
Oakland*	12	4	0	.750	416 385
Denver	9	7	0	.563	333 297
San Diego	5	11	0	.313	410 423

**NATIONAL CONFERENCE**

East Division					
W	L	T	Pct.	Pts.	OP
Dallas#	13	3	0	.813	421 306
New York Giants*	11	5	0	.688	310 284
Washington	8	7	1	.531	396 383
Philadelphia	7	9	0	.438	367 331
North Division					
W	L	T	Pct.	Pts.	OP
Green Bay	10	6	0	.625	432 388
Detroit*	9	7	0	.563	346 358
Minnesota	8	8	0	.500	327 307
Chicago	3	13	0	.188	279 399
South Division					
W	L	T	Pct.	Pts.	OP
Atlanta	11	5	0	.688	540 406
Tampa Bay	9	7	0	.563	354 369
New Orleans	7	9	0	.438	469 454
Carolina	6	10	0	.375	369 402
West Division					
W	L	T	Pct.	Pts.	OP
Seattle	10	5	1	.656	354 292
Arizona	7	8	1	.469	418 362
Los Angeles	4	12	0	.250	224 394
San Francisco	2	14	0	.125	309 480

\*Wild Card qualifier for playoffs; #Top playoff seed in conference.  
 Houston finished ahead of Tennessee based on better division record (5-1 to Titans' 2-4). Kansas City finished ahead of Oakland based on head-to-head sweep. Detroit finished ahead of Tampa Bay based on better record vs. common opponents (3-2 to Buccaneers' 2-3).  
 Wild Card Playoff Games: HOUSTON 27, Oakland 14; PITTSBURGH 30, Miami 12  
 Divisional Playoff Games: NEW ENGLAND 34, Houston 16; Pittsburgh 18, KANSAS CITY 16  
 AFC Championship Game: NEW ENGLAND 36, Pittsburgh 17  
 Wild Card Playoff Games: SEATTLE 26, Detroit 6; GREEN BAY 38, New York Giants 13  
 Divisional Playoff Games: ATLANTA 36, Seattle 20; Green Bay 34, DALLAS 31  
 NFC Championship Game: ATLANTA 44, Green Bay 21  
 Super Bowl LI: New England (AFC) 34, Atlanta (NFC) 28 (OT) at NRG Stadium; Houston, Texas

**Playoff Seeds**

**AFC**

1. New England
2. Kansas City
3. Pittsburgh
4. Houston
5. Oakland
6. Miami

**NFC**

1. Dallas
2. Atlanta
3. Seattle
4. Green Bay
5. N.Y. Giants
6. Detroit

**2015**

**AMERICAN CONFERENCE**

East Division					
W	L	T	Pct.	Pts.	OP
New England	12	4	0	.750	465 315
New York Jets	10	6	0	.625	387 314
Buffalo	8	8	0	.500	379 359
Miami	6	10	0	.375	310 389
North Division					
W	L	T	Pct.	Pts.	OP
Cincinnati	12	4	0	.750	419 279
Pittsburgh*	10	6	0	.625	423 319
Baltimore	5	11	0	.313	328 401
Cleveland	3	13	0	.188	278 432
South Division					
W	L	T	Pct.	Pts.	OP
Houston	9	7	0	.563	339 313
Indianapolis	8	8	0	.500	333 408
Jacksonville	5	11	0	.313	376 448
Tennessee	3	13	0	.188	299 423
West Division					
W	L	T	Pct.	Pts.	OP
Denver#	12	4	0	.750	355 296
Kansas City*	11	5	0	.688	405 287
Oakland	7	9	0	.438	359 399
San Diego	4	12	0	.250	320 398

**NATIONAL CONFERENCE**

East Division					
W	L	T	Pct.	Pts.	OP
Washington	9	7	0	.563	388 379
Philadelphia	7	9	0	.438	377 430
New York Giants	6	10	0	.375	420 442
Dallas	4	12	0	.250	275 374
North Division					
W	L	T	Pct.	Pts.	OP
Minnesota	11	5	0	.688	365 302
Green Bay*	10	6	0	.625	368 323
Detroit	7	9	0	.438	358 400
Chicago	6	10	0	.375	335 397
South Division					
W	L	T	Pct.	Pts.	OP
Carolina#	15	1	0	.938	500 308
Atlanta	8	8	0	.500	339 345
New Orleans	7	9	0	.438	408 476
Tampa Bay	6	10	0	.375	342 417
West Division					
W	L	T	Pct.	Pts.	OP
Arizona	13	3	0	.813	489 313
Seattle*	10	6	0	.625	423 277
St. Louis	7	9	0	.438	280 330
San Francisco	5	11	0	.313	238 387

\*Wild Card qualifier for playoffs; #Top playoff seed in conference.  
 Denver finished ahead of New England and Cincinnati based on head-to-head victory against each team. New England finished ahead of Cincinnati based on better record vs. common opponents (4-1 to Bengals' 2-3). Pittsburgh finished ahead of New York Jets based on better record vs. common opponents (4-1 to Jets' 3-2). Green Bay finished ahead of Seattle based on head-to-head victory.  
 Wild Card Playoff Games: Kansas City 30, HOUSTON 0; Pittsburgh 18, CINCINNATI 16  
 Divisional Playoff Games: NEW ENGLAND 27, Kansas City 20; DENVER 23, Pittsburgh 16  
 AFC Championship Game: DENVER 20, New England 18  
 Wild Card Playoff Games: Seattle 10, MINNESOTA 9; Green Bay 35, WASHINGTON 18  
 Divisional Playoff Games: ARIZONA 26, Green Bay 20 (OT); CAROLINA 31, Seattle 24  
 NFC Championship Game: CAROLINA 49, Arizona 15  
 Super Bowl 50: Denver (AFC) 24, Carolina (NFC) 10 at Levi's Stadium; Santa Clara, Calif.

**Playoff Seeds**

**AFC**

1. Denver
2. New England
3. Cincinnati
4. Houston
5. Kansas City
6. Pittsburgh

**NFC**

1. Carolina
2. Arizona
3. Minnesota
4. Washington
5. Green Bay
6. Seattle

# PAST STANDINGS

## 2014

### AMERICAN CONFERENCE

#### East Division

	W	L	T	Pct.	Pts.	OP
New England#	12	4	0	.750	468	313
Buffalo	9	7	0	.563	343	289
Miami	8	8	0	.500	388	373
New York Jets	4	12	0	.250	283	401

#### North Division

	W	L	T	Pct.	Pts.	OP
Pittsburgh	11	5	0	.688	436	368
Cincinnati*	10	5	1	.656	365	344
Baltimore*	10	6	0	.625	409	302
Cleveland	7	9	0	.438	299	337

#### South Division

	W	L	T	Pct.	Pts.	OP
Indianapolis	11	5	0	.688	458	369
Houston	9	7	0	.563	372	307
Jacksonville	3	13	0	.188	249	412
Tennessee	2	14	0	.125	254	438

#### West Division

	W	L	T	Pct.	Pts.	OP
Denver	12	4	0	.750	482	354
Kansas City	9	7	0	.563	353	281
San Diego	9	7	0	.563	348	348
Oakland	3	13	0	.188	253	452

### NATIONAL CONFERENCE

#### East Division

	W	L	T	Pct.	Pts.	OP
Dallas	12	4	0	.750	467	352
Philadelphia	10	6	0	.625	474	400
New York Giants	6	10	0	.375	380	400
Washington	4	12	0	.250	301	438

#### North Division

	W	L	T	Pct.	Pts.	OP
Green Bay	12	4	0	.750	486	348
Detroit*	11	5	0	.688	321	282
Minnesota	7	9	0	.438	325	343
Chicago	5	11	0	.313	319	442

#### South Division

	W	L	T	Pct.	Pts.	OP
Carolina	7	8	1	.469	339	374
New Orleans	7	9	0	.438	401	424
Atlanta	6	10	0	.375	381	417
Tampa Bay	2	14	0	.125	277	410

#### West Division

	W	L	T	Pct.	Pts.	OP
Seattle#	12	4	0	.750	394	254
Arizona*	11	5	0	.688	310	299
San Francisco	8	8	0	.500	306	340
St. Louis	6	10	0	.375	324	354

\*Wild Card qualifier for playoffs; #Top playoff seed in conference.

New England finished ahead of Denver based on head-to-head victory. Pittsburgh finished ahead of Indianapolis based on head-to-head victory. Kansas City finished ahead of San Diego based on head-to-head sweep. Seattle finished ahead of Green Bay and Dallas based on better conference record (10-2 to Packers' 9-3 to Cowboys' 8-4). Green Bay finished ahead of Dallas based on better conference record (9-3 to Cowboys' 8-4). Arizona finished ahead of Detroit based on head-to-head victory.

Wild Card Playoff Games: Baltimore 30, PITTSBURGH 17; INDIANAPOLIS 26, Cincinnati 10

Divisional Playoff Games: NEW ENGLAND 35, Baltimore 31; Indianapolis 24, DENVER 13

AFC Championship Game: NEW ENGLAND 45, Indianapolis 7

Wild Card Playoff Games: CAROLINA 27, Arizona 16; DALLAS 24, Detroit 20

Divisional Playoff Games: SEATTLE 31, Carolina 17; GREEN BAY 26, Dallas 21

NFC Championship Game: SEATTLE 28, Green Bay 22 (OT)

Super Bowl XLIX: New England (AFC) 28, Seattle (NFC) 24 at University of Phoenix Stadium; Glendale, Ariz.

### Playoff Seeds

#### AFC

1. New England
2. Denver
3. Pittsburgh
4. Indianapolis
5. Cincinnati
6. Baltimore

#### NFC

1. Seattle
2. Green Bay
3. Dallas
4. Carolina
5. Arizona
6. Detroit

## 2013

### AMERICAN CONFERENCE

#### East Division

	W	L	T	Pct.	Pts.	OP
New England	12	4	0	.750	444	338
New York Jets	8	8	0	.500	290	387
Miami	8	8	0	.500	317	335
Buffalo	6	10	0	.375	339	388

#### North Division

	W	L	T	Pct.	Pts.	OP
Cincinnati	11	5	0	.688	430	305
Pittsburgh	8	8	0	.500	379	370
Baltimore	8	8	0	.500	320	352
Cleveland	4	12	0	.250	308	406

#### South Division

	W	L	T	Pct.	Pts.	OP
Indianapolis	11	5	0	.688	391	336
Tennessee	7	9	0	.438	362	381
Jacksonville	4	12	0	.250	247	449
Houston	2	14	0	.125	276	428

#### West Division

	W	L	T	Pct.	Pts.	OP
Denver#	13	3	0	.813	606	399
Kansas City*	11	5	0	.688	430	305
San Diego*	9	7	0	.563	396	348
Oakland	4	12	0	.250	322	453

### NATIONAL CONFERENCE

#### East Division

	W	L	T	Pct.	Pts.	OP
Philadelphia	10	6	0	.625	442	382
Dallas	8	8	0	.500	439	432
New York Giants	7	9	0	.438	294	383
Washington	3	13	0	.188	334	478

#### North Division

	W	L	T	Pct.	Pts.	OP
Green Bay	8	7	1	.531	417	428
Chicago	8	8	0	.500	445	478
Detroit	7	9	0	.438	395	376
Minnesota	5	10	1	.344	391	480

#### South Division

	W	L	T	Pct.	Pts.	OP
Carolina	12	4	0	.438	366	241
New Orleans*	11	5	0	.438	414	304
Atlanta	4	12	0	.813	353	443
Tampa Bay	4	12	0	.438	288	389

#### West Division

	W	L	T	Pct.	Pts.	OP
Seattle#	13	3	0	.813	417	231
San Francisco*	12	4	0	.750	406	272
Arizona	10	6	0	.625	379	324
St. Louis	7	9	0	.438	348	364

\*Wild Card qualifier for playoffs; #Top playoff seed in conference  
Cincinnati finished ahead of Indianapolis based on head-to-head victory. New York Jets finished ahead of Miami based on better division record (3-3 to Dolphins' 2-4). Pittsburgh finished ahead of Baltimore based on better division record (4-2 to Ravens' 3-3). Atlanta finished ahead of Tampa Bay based on better conference record (3-9 to Buccaneers' 2-10).

Wild Card Playoff Games: INDIANAPOLIS 45, Kansas City 44;

San Diego 27, CINCINNATI 10

Divisional Playoff Games: NEW ENGLAND 43, Indianapolis 22;

DENVER 24, San Diego 17

AFC Championship Game: DENVER 26, New England 16

Wild Card Playoff Games: New Orleans 26, PHILADELPHIA 24;

San Francisco 23, GREEN BAY 20

Divisional Playoff Games: SEATTLE 23, New Orleans 15;

San Francisco 23, CAROLINA 10

NFC Championship Game: SEATTLE 23, San Francisco 17

Super Bowl XLVIII: Seattle (NFC) 43, Denver (AFC) 8

at MetLife Stadium; East Rutherford, N.J.

### Playoff Seeds

#### AFC

1. Denver
2. New England
3. Cincinnati
4. Indianapolis
5. Kansas City
6. San Diego

#### NFC

1. Seattle
2. Carolina
3. Philadelphia
4. Green Bay
5. San Francisco
6. New Orleans



**2012**

**AMERICAN CONFERENCE**

**East Division**

	W	L	T	Pct.	Pts.	OP
New England	12	4	0	.750	557	331
Miami	7	9	0	.438	288	317
New York Jets	6	10	0	.375	281	375
Buffalo	6	10	0	.375	344	435

**North Division**

	W	L	T	Pct.	Pts.	OP
Baltimore	10	6	0	.625	398	344
Cincinnati*	10	6	0	.625	391	320
Pittsburgh	8	8	0	.500	336	314
Cleveland	5	11	0	.313	302	368

**South Division**

	W	L	T	Pct.	Pts.	OP
Houston	12	4	0	.750	416	331
Indianapolis*	11	5	0	.688	357	387
Tennessee	6	10	0	.375	330	471
Jacksonville	2	14	0	.125	255	444

**West Division**

	W	L	T	Pct.	Pts.	OP
Denver#	13	3	0	.813	481	289
San Diego	7	9	0	.438	350	350
Oakland	4	12	0	.250	290	443
Kansas City	2	14	0	.125	211	425

**NATIONAL CONFERENCE**

**East Division**

	W	L	T	Pct.	Pts.	OP
Washington	10	6	0	.625	436	388
New York Giants	9	7	0	.563	429	344
Dallas	8	8	0	.500	376	400
Philadelphia	4	12	0	.250	280	444

**North Division**

	W	L	T	Pct.	Pts.	OP
Green Bay	11	5	0	.688	433	336
Minnesota*	10	6	0	.625	379	348
Chicago	10	6	0	.625	375	277
Detroit	4	12	0	.250	372	437

**South Division**

	W	L	T	Pct.	Pts.	OP
Atlanta#	13	3	0	.813	419	299
Carolina	7	9	0	.438	357	363
New Orleans	7	9	0	.438	461	454
Tampa Bay	7	9	0	.438	389	394

**West Division**

	W	L	T	Pct.	Pts.	OP
San Francisco	11	4	1	.719	397	273
Seattle*	11	5	0	.688	412	245
St. Louis	7	8	1	.469	299	348
Arizona	5	11	0	.313	250	357

**2011**

**AMERICAN CONFERENCE**

**East Division**

	W	L	T	Pct.	Pts.	OP
New England#	13	3	0	.813	513	342
New York Jets	8	8	0	.500	377	363
Miami	6	10	0	.375	329	313
Buffalo	6	10	0	.375	372	434

**North Division**

	W	L	T	Pct.	Pts.	OP
Baltimore	12	4	0	.750	378	266
Pittsburgh*	12	4	0	.750	325	227
Cincinnati*	9	7	0	.563	344	323
Cleveland	4	12	0	.250	218	307

**South Division**

	W	L	T	Pct.	Pts.	OP
Houston	10	6	0	.625	381	278
Tennessee	9	7	0	.563	325	317
Jacksonville	5	11	0	.313	243	329
Indianapolis	2	14	0	.125	243	430

**West Division**

	W	L	T	Pct.	Pts.	OP
Denver	8	8	0	.500	309	390
San Diego	8	8	0	.500	406	377
Oakland	8	8	0	.500	359	433
Kansas City	7	9	0	.438	212	338

**NATIONAL CONFERENCE**

**East Division**

	W	L	T	Pct.	Pts.	OP
New York Giants	9	7	0	.563	394	400
Philadelphia	8	8	0	.500	396	328
Dallas	8	8	0	.500	369	347
Washington	5	11	0	.313	288	367

**North Division**

	W	L	T	Pct.	Pts.	OP
Green Bay#	15	1	0	.938	560	359
Detroit*	10	6	0	.625	474	387
Chicago	8	8	0	.500	353	341
Minnesota	3	13	0	.188	340	449

**South Division**

	W	L	T	Pct.	Pts.	OP
New Orleans	13	3	0	.813	547	339
Atlanta*	10	6	0	.625	402	350
Carolina	6	10	0	.375	406	429
Tampa Bay	4	12	0	.250	287	494

**West Division**

	W	L	T	Pct.	Pts.	OP
San Francisco	13	3	0	.813	380	229
Arizona	8	8	0	.500	312	348
Seattle	7	9	0	.438	321	315
St. Louis	2	14	0	.125	193	407

*\*Wild Card qualifier for playoffs; #Top playoff seed in conference  
 New York Jets finished ahead of Buffalo based on better record in common games (5-7 to Bills' 3-9). Baltimore finished ahead of Cincinnati based on better division record (4-2 to Bengals' 3-3).  
 New England finished ahead of Houston based on head-to-head victory. Minnesota finished ahead of Chicago based on better division record (4-2 to Bears' 3-3). Carolina finished ahead of New Orleans and Tampa Bay based on better record against common opponents than Tampa Bay (6-4 to Buccaneers' 5-5) and head-to-head sweep over the Saints. New Orleans finished ahead of Tampa Bay based on head-to-head sweep.*

- Wild Card Playoff Games: HOUSTON 19, Cincinnati 13; BALTIMORE 24, Indianapolis 9
- Divisional Playoff Games: NEW ENGLAND 41, Houston 28; Baltimore 38, DENVER 35 (2 OT)
- AFC Championship Game: Baltimore 28, NEW ENGLAND 13
- Wild Card Playoff Games: GREEN BAY 24, Minnesota 10; Seattle 24, WASHINGTON 14
- Divisional Playoff Games: ATLANTA 30, Seattle 28; SAN FRANCISCO 45, Green Bay 31
- NFC Championship Game: San Francisco 28, ATLANTA 24
- Super Bowl XLVII: Baltimore (AFC) 34, San Francisco (NFC) 31 at Mercedes-Benz Superdome; New Orleans, La.

**Playoff Seeds**

**AFC**

1. Denver
2. New England
3. Houston
4. Baltimore
5. Indianapolis
6. Cincinnati

**NFC**

1. Atlanta
2. San Francisco
3. Green Bay
4. Washington
5. Seattle
6. Minnesota

*\*Wild Card qualifier for playoffs; #Top playoff seed in conference  
 Miami finished ahead of Buffalo based on head-to-head sweep.  
 Baltimore finished ahead of Pittsburgh based on head-to-head sweep. Denver finished ahead of San Diego and Oakland based on best record in common games (Denver 5-5; Oakland 4-6; San Diego 4-6). San Diego finished ahead of Oakland based on better conference record (7-5 to Raiders' 6-6). Cincinnati finished ahead of Tennessee based on head-to-head victory. Philadelphia finished ahead of Dallas based on head-to-head sweep. Atlanta finished ahead of Detroit based on head-to-head victory. San Francisco finished ahead of New Orleans based on better conference record (10-2 to Saints' 9-3).*

- Wild Card Playoff Games: HOUSTON 31, Cincinnati 10; DENVER 29, Pittsburgh 23 (OT)
- Divisional Playoff Games: NEW ENGLAND 45, Denver 10; BALTIMORE 20, Houston 13
- AFC Championship Game: NEW ENGLAND 23, Baltimore 20
- Wild Card Playoff Games: NEW ORLEANS 45, Detroit 28; NEW YORK GIANTS 24, Atlanta 2
- Divisional Playoff Games: SAN FRANCISCO 36, New Orleans 32; New York Giants 37, GREEN BAY 20
- NFC Championship Game: New York Giants 20, SAN FRANCISCO 17 (OT)
- Super Bowl XLVI: New York Giants (NFC) 21, New England (AFC) 17 at Lucas Oil Stadium; Indianapolis, Ind.

**Playoff Seeds**

**AFC**

1. New England
2. Baltimore
3. Houston
4. Denver
5. Pittsburgh
6. Cincinnati

**NFC**

1. Green Bay
2. San Francisco
3. New Orleans
4. New York Giants
5. Atlanta
6. Detroit

# PAST STANDINGS

## 2010

### AMERICAN CONFERENCE

#### East Division

	W	L	T	Pct.	Pts.	OP
New England#	14	2	0	.875	518	313
New York Jets*	11	5	0	.688	367	304
Miami	7	9	0	.438	273	333
Buffalo	4	12	0	.250	283	425

#### North Division

	W	L	T	Pct.	Pts.	OP
Pittsburgh	12	4	0	.750	375	232
Baltimore*	12	4	0	.750	357	270
Cleveland	5	11	0	.313	271	332
Cincinnati	4	12	0	.250	322	395

#### South Division

	W	L	T	Pct.	Pts.	OP
Indianapolis	10	6	0	.625	435	388
Jacksonville	8	8	0	.500	353	419
Houston	6	10	0	.375	390	427
Tennessee	6	10	0	.375	356	339

#### West Division

	W	L	T	Pct.	Pts.	OP
Kansas City	10	6	0	.625	366	326
San Diego	9	7	0	.563	441	322
Oakland	8	8	0	.500	410	371
Denver	4	12	0	.250	344	471

### NATIONAL CONFERENCE

#### East Division

	W	L	T	Pct.	Pts.	OP
Philadelphia	10	6	0	.625	439	377
New York Giants	10	6	0	.625	394	347
Dallas	6	10	0	.375	394	436
Washington	6	10	0	.375	302	377

#### North Division

	W	L	T	Pct.	Pts.	OP
Chicago	11	5	0	.688	334	286
Green Bay*	10	6	0	.625	388	240
Detroit	6	10	0	.375	362	369
Minnesota	6	10	0	.375	281	348

#### South Division

	W	L	T	Pct.	Pts.	OP
Atlanta#	13	3	0	.813	414	288
New Orleans*	11	5	0	.688	384	307
Tampa Bay	10	6	0	.625	341	318
Carolina	2	14	0	.125	196	408

#### West Division

	W	L	T	Pct.	Pts.	OP
Seattle	7	9	0	.438	310	407
St. Louis	7	9	0	.438	289	328
San Francisco	6	10	0	.375	305	346
Arizona	5	11	0	.313	289	434

\*Wild Card qualifier for playoffs; #Top playoff seed in conference

Pittsburgh finished ahead of Baltimore based on better division record (5-1 to 4-2). Indianapolis finished ahead of Kansas City based on head-to-head victory. Houston finished ahead of Tennessee based on better division record (3-3 to 2-4). Philadelphia finished ahead of the Giants based on head-to-head sweep. Dallas finished ahead of Washington based on better division record (3-3 to 2-4). Green Bay finished ahead of the Giants and Tampa Bay based on best strength of victory (Green Bay .475; Giants .400; Tampa Bay .344). Detroit finished ahead of Minnesota based on better division record (2-4 to 1-5). Seattle finished ahead of St. Louis based on better division record (4-2 to 3-3).

Wild Card Playoff Games: N.Y. Jets 17, INDIANAPOLIS 16; Baltimore 30, KANSAS CITY 7

Divisional Playoff Games: PITTSBURGH 31, Baltimore 24; N.Y. Jets 28, NEW ENGLAND 21

AFC Championship Game: PITTSBURGH 24, N.Y. Jets 19

Wild Card Playoff Games: SEATTLE 41, New Orleans 36; Green Bay 21, PHILADELPHIA 16

Divisional Playoff Games: Green Bay 48, ATLANTA 21; CHICAGO 35, Seattle 24

NFC Championship Game: Green Bay 21, CHICAGO 14  
Super Bowl XLV: Green Bay (NFC) 31, Pittsburgh (AFC) 25  
at Cowboys Stadium; Arlington, Texas

### Playoff Seeds

#### AFC

1. New England
2. Pittsburgh
3. Indianapolis
4. Kansas City
5. Baltimore
6. N.Y. Jets

#### NFC

1. Atlanta
2. Chicago
3. Philadelphia
4. Seattle
5. New Orleans
6. Green Bay

## 2009

### AMERICAN CONFERENCE

#### East Division

	W	L	T	Pct.	Pts.	OP
New England	10	6	0	.625	427	285
New York Jets*	9	7	0	.563	348	236
Miami	7	9	0	.438	360	390
Buffalo	6	10	0	.375	258	326

#### North Division

	W	L	T	Pct.	Pts.	OP
Cincinnati	10	6	0	.625	305	291
Baltimore*	9	7	0	.563	391	261
Pittsburgh	9	7	0	.563	368	324
Cleveland	5	11	0	.313	245	375

#### South Division

	W	L	T	Pct.	Pts.	OP
Indianapolis#	14	2	0	.875	416	307
Houston	9	7	0	.563	388	333
Tennessee	8	8	0	.500	354	402
Jacksonville	7	9	0	.438	290	380

#### West Division

	W	L	T	Pct.	Pts.	OP
San Diego	13	3	0	.813	454	320
Denver	8	8	0	.500	326	324
Oakland	5	11	0	.313	197	379
Kansas City	4	12	0	.250	294	424

### NATIONAL CONFERENCE

#### East Division

	W	L	T	Pct.	Pts.	OP
Dallas	11	5	0	.688	361	250
Philadelphia*	11	5	0	.688	429	337
New York Giants	8	8	0	.500	402	427
Washington	4	12	0	.250	266	336

#### North Division

	W	L	T	Pct.	Pts.	OP
Minnesota	12	4	0	.750	470	312
Green Bay*	11	5	0	.688	461	297
Chicago	7	9	0	.438	327	375
Detroit	2	14	0	.125	262	494

#### South Division

	W	L	T	Pct.	Pts.	OP
New Orleans#	13	3	0	.813	510	341
Atlanta	9	7	0	.563	363	325
Carolina	8	8	0	.500	315	308
Tampa Bay	3	13	0	.188	244	400

#### West Division

	W	L	T	Pct.	Pts.	OP
Arizona	10	6	0	.625	375	325
San Francisco	8	8	0	.500	330	281
Seattle	5	11	0	.313	280	390
St. Louis	1	15	0	.063	175	436

\*Wild Card qualifier for playoffs; #Top playoff seed in conference

New England finished ahead of Cincinnati based on better strength of victory (.450 to Bengals' .438). Baltimore finished ahead of Pittsburgh based on better division record (3-3 to Steelers' 2-4). New York Jets finished ahead of Baltimore for first Wild Card based on better record vs. common opponents (4-1 to Ravens' 1-4) and ahead of Houston based on better conference record (7-5 to Texans' 6-6). Baltimore was second Wild Card based on better conference record than Houston (7-5 to Texans' 6-6). Dallas finished ahead of Philadelphia based on head-to-head sweep (2-0). Green Bay was first Wild Card ahead of Philadelphia based on better record vs. common opponents (4-1 to Eagles' 3-2).

Wild Card Playoff: New York Jets 24, CINCINNATI 14; Baltimore 33, NEW ENGLAND 14

Divisional Playoff: INDIANAPOLIS 20, Baltimore 3; New York Jets 17, SAN DIEGO 14

AFC Championship: INDIANAPOLIS 30, New York Jets 17

Wild Card Playoff: DALLAS 34, Philadelphia 14; ARIZONA 51, Green Bay 45 (OT)

Divisional Playoff Games: NEW ORLEANS 45, Arizona 14; MINNESOTA 34, Dallas 3

NFC Championship Game: NEW ORLEANS 31, Minnesota 28 (OT)

Super Bowl XLIV: New Orleans (NFC) 31, Indianapolis (AFC) 17  
at Sun Life Stadium; Miami Gardens, Fla.

### Playoff Seeds

#### AFC

1. Indianapolis
2. San Diego
3. New England
4. Cincinnati
5. New York Jets
6. Baltimore

#### NFC

1. New Orleans
2. Minnesota
3. Dallas
4. Arizona
5. Green Bay
6. Philadelphia

## 2008

### AMERICAN CONFERENCE

#### East Division

	W	L	T	Pct.	Pts.	OP
Miami	11	5	0	.688	345	317
New England	11	5	0	.688	410	309
New York Jets	9	7	0	.563	405	356
Buffalo	7	9	0	.438	336	342

#### North Division

	W	L	T	Pct.	Pts.	OP
Pittsburgh	12	4	0	.750	347	223
Baltimore*	11	5	0	.688	385	244
Cincinnati	4	11	1	.281	204	364
Cleveland	4	12	0	.250	232	350

#### South Division

	W	L	T	Pct.	Pts.	OP
Tennessee#	13	3	0	.813	375	234
Indianapolis*	12	4	0	.750	377	298
Houston	8	8	0	.500	366	394
Jacksonville	5	11	0	.313	302	367

#### West Division

	W	L	T	Pct.	Pts.	OP
San Diego	8	8	0	.500	439	347
Denver	8	8	0	.500	370	448
Oakland	5	11	0	.313	263	388
Kansas City	2	14	0	.125	291	440

### NATIONAL CONFERENCE

#### East Division

	W	L	T	Pct.	Pts.	OP
New York Giants#	12	4	0	.750	427	294
Philadelphia*	9	6	1	.594	416	289
Dallas	9	7	0	.563	362	365
Washington	8	8	0	.500	265	296

#### North Division

	W	L	T	Pct.	Pts.	OP
Minnesota	10	6	0	.625	379	333
Chicago	9	7	0	.563	375	350
Green Bay	6	10	0	.375	419	380
Detroit	0	16	0	.000	268	517

#### South Division

	W	L	T	Pct.	Pts.	OP
Carolina	12	4	0	.750	414	329
Atlanta*	11	5	0	.688	391	325
Tampa Bay	9	7	0	.563	361	323
New Orleans	8	8	0	.500	463	393

#### West Division

	W	L	T	Pct.	Pts.	OP
Arizona	9	7	0	.563	427	426
San Francisco	7	9	0	.438	339	381
Seattle	4	12	0	.250	294	392
St. Louis	2	14	0	.125	232	465

## 2007

### AMERICAN CONFERENCE

#### East Division

	W	L	T	Pct.	Pts.	OP
New England#	16	0	0	1.000	589	274
Buffalo	7	9	0	.438	252	354
New York Jets	4	12	0	.250	268	355
Miami	1	15	0	.063	267	437

#### North Division

	W	L	T	Pct.	Pts.	OP
Pittsburgh	10	6	0	.625	393	269
Cleveland	10	6	0	.625	402	382
Cincinnati	7	9	0	.438	380	385
Baltimore	5	11	0	.313	275	384

#### South Division

	W	L	T	Pct.	Pts.	OP
Indianapolis	13	3	0	.813	450	262
Jacksonville*	11	5	0	.688	411	304
Tennessee*	10	6	0	.625	301	297
Houston	8	8	0	.500	379	384

#### West Division

	W	L	T	Pct.	Pts.	OP
San Diego	11	5	0	.688	412	284
Denver	7	9	0	.438	320	409
Kansas City	4	12	0	.250	226	335
Oakland	4	12	0	.250	283	398

### NATIONAL CONFERENCE

#### East Division

	W	L	T	Pct.	Pts.	OP
Dallas#	13	3	0	.813	456	325
New York Giants*	10	6	0	.625	373	351
Washington*	9	7	0	.563	334	310
Philadelphia	8	8	0	.500	336	300

#### North Division

	W	L	T	Pct.	Pts.	OP
Green Bay	13	3	0	.813	435	291
Minnesota	8	8	0	.500	365	311
Detroit	7	9	0	.438	346	444
Chicago	7	9	0	.438	334	348

#### South Division

	W	L	T	Pct.	Pts.	OP
Tampa Bay	9	7	0	.563	334	270
Carolina	7	9	0	.438	267	347
New Orleans	7	9	0	.438	379	388
Atlanta	4	12	0	.250	259	414

#### West Division

	W	L	T	Pct.	Pts.	OP
Seattle	10	6	0	.625	393	291
Arizona	8	8	0	.500	404	399
San Francisco	5	11	0	.313	219	364
St. Louis	3	13	0	.188	263	438

\*Wild Card qualifier for playoffs; #Top playoff seed in conference  
 Miami finished ahead of New England based on better conference record (8-4 to Patriots' 7-5). Baltimore was second Wild Card ahead of New England based on better conference record (8-4 to Patriots' 7-5). San Diego finished ahead of Denver based on better division record (5-1 to Broncos' 3-3). N.Y. Giants finished ahead of Carolina based on head-to-head victory.

Wild Card Playoff: SAN DIEGO 23, Indianapolis 17 (OT);

Baltimore 27, MIAMI 9

Divisional Playoff: Baltimore 13, TENNESSEE 10;

PITTSBURGH 35, San Diego 24

AFC Championship: PITTSBURGH 23, Baltimore 14

Wild Card Playoff: ARIZONA 30, Atlanta 24;

Philadelphia 26, MINNESOTA 14

Divisional Playoff: Arizona 33, CAROLINA 13;

Philadelphia 23, N.Y. GIANTS 11

NFC Championship: ARIZONA 32, Philadelphia 25

Super Bowl XLIII: Pittsburgh (AFC) 27, Arizona (NFC) 23

at Raymond James Stadium; Tampa, Fla.

### Playoff Seeds

#### AFC

1. Tennessee
2. Pittsburgh
3. Miami
4. San Diego
5. Indianapolis
6. Baltimore

#### NFC

1. N.Y. Giants
2. Carolina
3. Minnesota
4. Arizona
5. Atlanta
6. Philadelphia

\*Wild Card qualifier for playoffs; #Top playoff seed in conference  
 Pittsburgh finished ahead of Cleveland based on head-to-head sweep (2-0). Tennessee finished ahead of Cleveland based on better record vs. common opponents (4-1 to Browns' 3-2). Kansas City finished ahead of Oakland based on better record vs. common opponents (2-10 to Raiders' 1-11). Dallas finished ahead of Green Bay based on head-to-head victory. Detroit finished ahead of Chicago based on head-to-head sweep (2-0). Carolina finished ahead of New Orleans based on better conference record (7-5 to Saints' 6-6).

Wild Card Playoff: Jacksonville 31, PITTSBURGH 29;

SAN DIEGO 17, Tennessee 6

Divisional Playoff: NEW ENGLAND 31, Jacksonville 20;

San Diego 28, INDIANAPOLIS 24

AFC Championship: NEW ENGLAND 21, San Diego 12

Wild Card Playoff: SEATTLE 35, Washington 14;

N.Y. Giants 24, TAMPA BAY 14

Divisional Playoff: GREEN BAY 42, Seattle 20;

N.Y. Giants 21, DALLAS 17

NFC Championship: N.Y. Giants 23, GREEN BAY 20 (OT)

Super Bowl XLII: N.Y. Giants (NFC) 17, New England (AFC) 14

at University of Phoenix Stadium; Glendale, Ariz.

### Playoff Seeds

#### AFC

1. New England
2. Indianapolis
3. San Diego
4. Pittsburgh
5. Jacksonville
6. Tennessee

#### NFC

1. Dallas
2. Green Bay
3. Seattle
4. Tampa Bay
5. N.Y. Giants
6. Washington

# PAST STANDINGS

## 2006

### AMERICAN CONFERENCE

#### East Division

	W	L	T	Pct.	Pts.	OP
New England	12	4	0	.750	385	237
New York Jets*	10	6	0	.625	316	295
Buffalo	7	9	0	.438	300	311
Miami	6	10	0	.375	260	283

#### North Division

	W	L	T	Pct.	Pts.	OP
Baltimore	13	3	0	.813	353	201
Cincinnati	8	8	0	.500	373	331
Pittsburgh	8	8	0	.500	353	315
Cleveland	4	12	0	.250	238	356

#### South Division

	W	L	T	Pct.	Pts.	OP
Indianapolis	12	4	0	.750	427	360
Tennessee	8	8	0	.500	324	400
Jacksonville	8	8	0	.500	371	274
Houston	6	10	0	.375	267	366

#### West Division

	W	L	T	Pct.	Pts.	OP
San Diego#	14	2	0	.875	492	303
Kansas City*	9	7	0	.563	331	315
Denver	9	7	0	.563	319	305
Oakland	2	14	0	.125	168	332

### NATIONAL CONFERENCE

#### East Division

	W	L	T	Pct.	Pts.	OP
Philadelphia	10	6	0	.625	398	328
Dallas*	9	7	0	.563	425	350
New York Giants*	8	8	0	.500	355	362
Washington	5	11	0	.313	307	376

#### North Division

	W	L	T	Pct.	Pts.	OP
Chicago#	13	3	0	.813	427	255
Green Bay	8	8	0	.500	301	366
Minnesota	6	10	0	.375	282	327
Detroit	3	13	0	.188	305	398

#### South Division

	W	L	T	Pct.	Pts.	OP
New Orleans	10	6	0	.625	413	322
Carolina	8	8	0	.500	270	305
Atlanta	7	9	0	.438	292	328
Tampa Bay	4	12	0	.250	211	353

#### West Division

	W	L	T	Pct.	Pts.	OP
Seattle	9	7	0	.563	335	341
St. Louis	8	8	0	.500	367	381
San Francisco	7	9	0	.438	298	412
Arizona	5	11	0	.313	314	389

\*Wild Card qualifier for playoffs; #Top playoff seed in conference  
 Indianapolis finished ahead of New England based on head-to-head victory. Cincinnati finished ahead of Pittsburgh based on better division record (4-2 to Steelers' 3-3). Tennessee finished ahead of Jacksonville based on better division record (4-2 to Jaguars' 2-4). Kansas City finished ahead of Denver based on better division record (4-2 to Broncos' 3-3). New Orleans finished ahead of Philadelphia based on head-to-head victory. N.Y. Giants finished ahead of Carolina and St. Louis based on better conference record (Giants' 7-5 to Panthers' 6-6 and Rams' 6-6) and ahead of Green Bay based on strength of victory (.422 to Packers' .383).

Wild Card Playoff: INDIANAPOLIS 23, Kansas City 8;  
 NEW ENGLAND 37, N.Y. Jets 16

Divisional Playoff: Indianapolis 15, BALTIMORE 6;  
 New England 24, SAN DIEGO 21

AFC Championship: INDIANAPOLIS 38, New England 34

Wild Card Playoff: SEATTLE 21, Dallas 20;  
 PHILADELPHIA 23, N.Y. Giants 20

Divisional Playoff: NEW ORLEANS 27, Philadelphia 24;  
 CHICAGO 27, Seattle 24 (OT)

NFC Championship: CHICAGO 39, New Orleans 14  
 Super Bowl XL: Indianapolis (AFC) 29, Chicago (NFC) 17  
 at Dolphin Stadium; Miami Gardens, Fla.

### Playoff Seeds

AFC	NFC
1. San Diego	1. Chicago
2. Baltimore	2. New Orleans
3. Indianapolis	3. Philadelphia
4. New England	4. Seattle
5. N.Y. Jets	5. Dallas
6. Kansas City	6. N.Y. Giants

## 2005

### AMERICAN CONFERENCE

#### East Division

	W	L	T	Pct.	Pts.	OP
New England	10	6	0	.625	379	338
Miami	9	7	0	.563	318	317
Buffalo	5	11	0	.313	271	367
N.Y. Jets	4	12	0	.250	240	355

#### North Division

	W	L	T	Pct.	Pts.	OP
Cincinnati	11	5	0	.688	421	350
Pittsburgh*	11	5	0	.688	389	258
Baltimore	6	10	0	.375	265	299
Cleveland	6	10	0	.375	232	301

#### South Division

	W	L	T	Pct.	Pts.	OP
Indianapolis#	14	2	0	.875	439	247
Jacksonville*	12	4	0	.750	361	269
Tennessee	4	12	0	.250	299	421
Houston	2	14	0	.125	260	431

#### West Division

	W	L	T	Pct.	Pts.	OP
Denver	13	3	0	.813	395	258
Kansas City	10	6	0	.625	403	325
San Diego	9	7	0	.563	418	312
Oakland	4	12	0	.250	290	383

### NATIONAL CONFERENCE

#### East Division

	W	L	T	Pct.	Pts.	OP
N.Y. Giants	11	5	0	.688	422	314
Washington*	10	6	0	.625	359	293
Dallas	9	7	0	.563	325	308
Philadelphia	6	10	0	.375	310	388

#### North Division

	W	L	T	Pct.	Pts.	OP
Chicago	11	5	0	.688	260	202
Minnesota	9	7	0	.563	306	344
Detroit	5	11	0	.313	254	345
Green Bay	4	12	0	.250	298	344

#### South Division

	W	L	T	Pct.	Pts.	OP
Tampa Bay	11	5	0	.688	300	274
Carolina*	11	5	0	.688	391	259
Atlanta	8	8	0	.500	351	341
New Orleans	3	13	0	.188	235	398

#### West Division

	W	L	T	Pct.	Pts.	OP
Seattle#	13	3	0	.813	452	271
St. Louis	6	10	0	.375	363	429
Arizona	5	11	0	.313	311	387
San Francisco	4	12	0	.250	239	428

\*Wild Card qualifier for playoffs; #Top playoff seed in conference  
 Cincinnati finished ahead of Pittsburgh based on better division record (5-1 to Steelers' 4-2). Baltimore finished ahead of Cleveland based on better division record (2-4 to Browns' 1-5). Tampa Bay finished ahead of Carolina based on better division record (5-1 to Panthers' 4-2). Chicago finished ahead of Tampa Bay, and Tampa Bay finished ahead of the N.Y. Giants, based on better conference record (Bears' 10-2 to Buccaneers' 9-3 to Giants' 8-4).

Wild Card playoff: NEW ENGLAND 28, Jacksonville 3;  
 Pittsburgh 31, CINCINNATI 17

Divisional playoff: DENVER 27, New England 13;  
 Pittsburgh 21, INDIANAPOLIS 18

AFC Championship: Pittsburgh 34, DENVER 17

Wild Card playoffs: Washington 17, TAMPA BAY 10;  
 Carolina 23, NEW YORK GIANTS 0

Divisional playoff: SEATTLE 20, Washington 10;  
 Carolina 29, CHICAGO 21

NFC Championship: SEATTLE 34, Carolina 14  
 Super Bowl XL: Pittsburgh (AFC) 21, Seattle (NFC) 10  
 at Ford Field; Detroit, Mich.

### Playoff Seeds

AFC	NFC
1. Indianapolis	1. Seattle
2. Denver	2. Chicago
3. Cincinnati	3. Tampa Bay
4. New England	4. New York Giants
5. Jacksonville	5. Carolina
6. Pittsburgh	6. Washington

**2004**

**AMERICAN CONFERENCE**

**East Division**

	W	L	T	Pct.	Pts.	OP
New England	14	2	0	.875	437	260
N.Y. Jets*	10	6	0	.625	333	261
Buffalo	9	7	0	.563	395	284
Miami	4	12	0	.250	275	354

**North Division**

	W	L	T	Pct.	Pts.	OP
Pittsburgh#	15	1	0	.938	372	251
Baltimore	9	7	0	.563	317	268
Cincinnati	8	8	0	.500	374	372
Cleveland	4	12	0	.250	276	390

**South Division**

	W	L	T	Pct.	Pts.	OP
Indianapolis	12	4	0	.750	522	351
Jacksonville	9	7	0	.563	261	280
Houston	7	9	0	.438	309	339
Tennessee	5	11	0	.313	344	439

**West Division**

	W	L	T	Pct.	Pts.	OP
San Diego	12	4	0	.750	446	313
Denver*	10	6	0	.625	381	304
Kansas City	7	9	0	.438	483	435
Oakland	5	11	0	.313	320	442

**NATIONAL CONFERENCE**

**East Division**

	W	L	T	Pct.	Pts.	OP
Philadelphia#	13	3	0	.813	386	260
N.Y. Giants	6	10	0	.375	303	347
Dallas	6	10	0	.375	293	405
Washington	6	10	0	.375	240	265

**North Division**

	W	L	T	Pct.	Pts.	OP
Green Bay	10	6	0	.625	424	380
Minnesota*	8	8	0	.500	405	395
Detroit	6	10	0	.375	296	350
Chicago	5	11	0	.313	231	331

**South Division**

	W	L	T	Pct.	Pts.	OP
Atlanta	11	5	0	.688	340	337
New Orleans	8	8	0	.500	348	405
Carolina	7	9	0	.438	355	339
Tampa Bay	5	11	0	.313	301	304

**West Division**

	W	L	T	Pct.	Pts.	OP
Seattle	9	7	0	.563	371	373
St. Louis*	8	8	0	.500	319	392
Arizona	6	10	0	.375	284	322
San Francisco	2	14	0	.125	259	452

**2003**

**AMERICAN CONFERENCE**

**East Division**

	W	L	T	Pct.	Pts.	OP
New England#	14	2	0	.875	348	238
Miami	10	6	0	.625	311	261
Buffalo	6	10	0	.375	243	279
N.Y. Jets	6	10	0	.375	283	299

**North Division**

	W	L	T	Pct.	Pts.	OP
Baltimore	10	6	0	.625	391	281
Cincinnati	8	8	0	.500	346	384
Pittsburgh	6	10	0	.375	300	327
Cleveland	5	11	0	.313	254	322

**South Division**

	W	L	T	Pct.	Pts.	OP
Indianapolis	12	4	0	.750	447	336
Tennessee*	12	4	0	.750	435	324
Jacksonville	5	11	0	.313	276	331
Houston	5	11	0	.313	255	380

**West Division**

	W	L	T	Pct.	Pts.	OP
Kansas City	13	3	0	.813	484	332
Denver*	10	6	0	.625	381	301
Oakland	4	12	0	.250	270	379
San Diego	4	12	0	.250	313	441

**NATIONAL CONFERENCE**

**East Division**

	W	L	T	Pct.	Pts.	OP
Philadelphia#	12	4	0	.750	374	287
Dallas*	10	6	0	.625	289	260
Washington	5	11	0	.313	287	372
N.Y. Giants	4	12	0	.250	243	387

**North Division**

	W	L	T	Pct.	Pts.	OP
Green Bay	10	6	0	.625	442	307
Minnesota	9	7	0	.563	416	353
Chicago	7	9	0	.438	283	346
Detroit	5	11	0	.313	270	379

**South Division**

	W	L	T	Pct.	Pts.	OP
Carolina	11	5	0	.688	325	304
New Orleans	8	8	0	.500	340	326
Tampa Bay	7	9	0	.438	301	264
Atlanta	5	11	0	.313	299	422

**West Division**

	W	L	T	Pct.	Pts.	OP
St. Louis	12	4	0	.750	447	328
Seattle*	10	6	0	.625	404	327
San Francisco	7	9	0	.438	384	337
Arizona	4	12	0	.250	225	452

\*Wild Card qualifier for playoffs; #Top playoff seed in conference  
 Indianapolis finished ahead of San Diego based on head-to-head victory. N.Y. Jets finished ahead of Denver based on better record vs. common opponents (5-0 to Broncos' 3-2). St. Louis finished ahead of New Orleans and Minnesota based on best conference record (7-5 to Saints' 6-6 to Vikings' 5-7), and Minnesota finished ahead of New Orleans based on head-to-head victory. N.Y. Giants finished ahead of Dallas and Washington based on better head-to-head record (3-1 to Cowboys' 2-2 to Redskins' 1-3), and Dallas finished ahead of Washington based on head-to-head sweep (2-0).

Wild Card playoffs: N.Y. Jets 20, SAN DIEGO 17 (OT); INDIANAPOLIS 49, Denver 24  
 Divisional playoffs: PITTSBURGH 20, N.Y. Jets 17 (OT); NEW ENGLAND 20, Indianapolis 3  
 AFC Championship: New England 41, PITTSBURGH 27  
 Wild Card playoffs: St. Louis 27, SEATTLE 20; Minnesota 31, GREEN BAY 17  
 Divisional playoffs: ATLANTA 47, St. Louis 17; PHILADELPHIA 27, Minnesota 14  
 NFC Championship: PHILADELPHIA 27, Atlanta 10  
 Super Bowl XXXIX: New England (AFC) 24, Philadelphia (NFC) 21 at Alltel Stadium; Jacksonville, Fla.

**Playoff Seeds**

**AFC**

- Pittsburgh
- New England
- Indianapolis
- San Diego
- N.Y. Jets
- Denver

**NFC**

- Philadelphia
- Atlanta
- Green Bay
- Seattle
- St. Louis
- Minnesota

\*Wild Card qualifier for playoffs; #Top playoff seed in conference  
 Buffalo finished ahead of N.Y. Jets based on better division record (2-4 to Jets' 1-5). Indianapolis finished ahead of Tennessee based on head-to-head sweep (2-0). Jacksonville finished ahead of Houston based on better division record (2-4 to Texans' 1-5). Denver finished ahead of Miami based on better conference record (9-3 to Dolphins' 7-5). Oakland finished ahead of San Diego based on better conference record (3-9 to Chargers' 2-10). Philadelphia finished ahead of St. Louis based on better conference record (9-3 to Rams' 8-4). Seattle finished ahead of Dallas based on better strength of victory (65-95 to Cowboys' 62-98).

Wild Card playoffs: Tennessee 20, BALTIMORE 17; INDIANAPOLIS 41, Denver 10  
 Divisional playoffs: NEW ENGLAND 17, Tennessee 14; Indianapolis 38, KANSAS CITY 31  
 AFC Championship: NEW ENGLAND 24, Indianapolis 14  
 Wild Card playoffs: CAROLINA 29, Dallas 10; GREEN BAY 33, Seattle 27 (OT)  
 Divisional playoffs: Carolina 29, ST. LOUIS 23 (2OT); PHILADELPHIA 20, Green Bay 17 (OT)  
 NFC Championship: Carolina 14, PHILADELPHIA 3  
 Super Bowl XXXVIII: New England (AFC) 32, Carolina (NFC) 29 at Reliant Stadium; Houston, Texas

**Playoff Seeds**

**AFC**

- New England
- Kansas City
- Indianapolis
- Baltimore
- Tennessee
- Denver

**NFC**

- Philadelphia
- St. Louis
- Carolina
- Green Bay
- Seattle
- Dallas

# PAST STANDINGS

## 2002

### AMERICAN CONFERENCE

#### East Division

	W	L	T	Pct.	Pts.	OP
N.Y. Jets	9	7	0	.563	359	336
New England	9	7	0	.563	341	346
Miami	9	7	0	.563	378	301
Buffalo	8	8	0	.500	379	397

#### North Division

	W	L	T	Pct.	Pts.	OP
Pittsburgh	10	5	1	.656	390	345
Cleveland*	9	7	0	.563	344	320
Baltimore	7	9	0	.438	316	354
Cincinnati	2	14	0	.125	279	456

#### South Division

	W	L	T	Pct.	Pts.	OP
Tennessee	11	5	0	.688	367	324
Indianapolis*	10	6	0	.625	349	313
Jacksonville	6	10	0	.375	328	315
Houston	4	12	0	.250	213	356

#### West Division

	W	L	T	Pct.	Pts.	OP
Oakland#	11	5	0	.688	450	304
Denver	9	7	0	.563	392	344
San Diego	8	8	0	.500	333	367
Kansas City	8	8	0	.500	467	399

### NATIONAL CONFERENCE

#### East Division

	W	L	T	Pct.	Pts.	OP
Philadelphia#	12	4	0	.750	415	241
N.Y. Giants*	10	6	0	.625	320	279
Washington	7	9	0	.438	307	365
Dallas	5	11	0	.313	217	329

#### North Division

	W	L	T	Pct.	Pts.	OP
Green Bay	12	4	0	.750	398	328
Minnesota	6	10	0	.375	390	442
Chicago	4	12	0	.250	281	379
Detroit	3	13	0	.188	306	451

#### South Division

	W	L	T	Pct.	Pts.	OP
Tampa Bay	12	4	0	.750	346	196
Atlanta*	9	6	1	.594	402	314
New Orleans	9	7	0	.563	432	388
Carolina	7	9	0	.438	258	302

#### West Division

	W	L	T	Pct.	Pts.	OP
San Francisco	10	6	0	.625	367	351
St. Louis	7	9	0	.438	316	369
Seattle	7	9	0	.438	355	369
Arizona	5	11	0	.313	262	417

\*Wild Card qualifier for playoffs; #Top playoff seed in conference  
 New York Jets finished ahead of New England based on better record in common games (8-4 to Patriots' 7-5) and Miami based on better division record (4-2 to Dolphins' 2-4). New England finished ahead of Miami based on better division record (4-2 to Dolphins' 2-4). Cleveland finished ahead of Denver and New England based on better conference record (7-5 to Broncos' 5-7 and Patriots' 6-6). Oakland finished ahead of Tennessee based on better head-to-head record (1-0). San Diego finished ahead of Kansas City based on better division record (3-3 to Chiefs' 2-4). Philadelphia finished ahead of Green Bay and Tampa Bay based on better conference record (11-1 to Packers' 9-3 and Buccaneers' 9-3). Tampa Bay finished ahead of Green Bay based on better head-to-head record (1-0). St. Louis finished ahead of Seattle based on better division record (4-2 to Seahawks' 2-4).

Wild Card playoffs: N.Y. JETS 41, Indianapolis 0;

PITTSBURGH 36, Cleveland 33

Divisional playoffs: TENNESSEE 34, Pittsburgh 31 (OT); OAKLAND 30, N.Y. Jets 10

AFC Championship: OAKLAND 41, Tennessee 24

Wild Card playoffs: Atlanta 27, GREEN BAY 7; SAN FRANCISCO 39, N.Y. Giants 38

Divisional playoffs: PHILADELPHIA 20, Atlanta 6; TAMPA BAY 31, San Francisco 6

NFC Championship: Tampa Bay 27, PHILADELPHIA 10

Super Bowl XXXVII: Tampa Bay (NFC) 48, Oakland (AFC) 21 at Qualcomm Stadium; San Diego, Calif.

### Playoff Seeds

#### AFC

- Oakland
- Tennessee
- Pittsburgh
- N.Y. Jets
- Indianapolis
- Cleveland

#### NFC

- Philadelphia
- Tampa Bay
- Green Bay
- San Francisco
- N.Y. Giants
- Atlanta

## 2001

### AMERICAN CONFERENCE

#### Eastern Division

	W	L	T	Pct.	Pts.	OP
New England	11	5	0	.688	371	272
Miami*	11	5	0	.688	344	290
N.Y. Jets*	10	6	0	.625	308	295
Indianapolis	6	10	0	.375	413	486
Buffalo	3	13	0	.188	265	420

#### Central Division

	W	L	T	Pct.	Pts.	OP
Pittsburgh#	13	3	0	.813	352	212
Baltimore*	10	6	0	.625	303	265
Cleveland	7	9	0	.438	285	319
Tennessee	7	9	0	.438	336	388
Jacksonville	6	10	0	.375	294	286
Cincinnati	6	10	0	.375	226	309

#### Western Division

	W	L	T	Pct.	Pts.	OP
Oakland	10	6	0	.625	399	327
Seattle	9	7	0	.563	301	324
Denver	8	8	0	.500	340	339
Kansas City	6	10	0	.375	320	344
San Diego	5	11	0	.313	332	321

### NATIONAL CONFERENCE

#### Eastern Division

	W	L	T	Pct.	Pts.	OP
Philadelphia	11	5	0	.688	343	208
Washington	8	8	0	.500	256	303
N.Y. Giants	7	9	0	.438	294	321
Arizona	7	9	0	.438	295	343
Dallas	5	11	0	.313	246	338

#### Central Division

	W	L	T	Pct.	Pts.	OP
Chicago	13	3	0	.813	338	203
Green Bay*	12	4	0	.750	390	266
Tampa Bay*	9	7	0	.563	324	280
Minnesota	5	11	0	.313	290	390
Detroit	2	14	0	.125	270	424

#### Western Division

	W	L	T	Pct.	Pts.	OP
St. Louis#	14	2	0	.875	503	273
San Francisco*	12	4	0	.750	409	282
New Orleans	7	9	0	.438	333	409
Atlanta	7	9	0	.438	291	377
Carolina	1	15	0	.063	253	410

\*Wild Card qualifier for playoffs; #Top playoff seed in conference  
 New England finished ahead of Miami based on better division record (6-2 to Dolphins' 5-3). Baltimore was second Wild Card ahead of N.Y. Jets based on better record against common opponents (3-2 to Jets' 2-2). Cleveland finished ahead of Tennessee based on better division record (5-5 to Titans' 3-7). Jacksonville finished ahead of Cincinnati based on head-to-head record (2-0). N.Y. Giants finished ahead of Arizona based on head-to-head record (2-0). Green Bay was first Wild Card ahead of San Francisco based on better conference record (9-3 to 49ers' 8-4). New Orleans finished ahead of Atlanta based on better division record (4-4 to Falcons' 3-5).

Wild Card playoffs: OAKLAND 38, N.Y. Jets 24; Baltimore 20, MIAMI 3

Divisional playoffs: NEW ENGLAND 16, Oakland 13 (OT); PITTSBURGH 27, Baltimore 10

AFC Championship: New England 24, PITTSBURGH 17

Wild Card playoffs: PHILADELPHIA 31, Tampa Bay 9; GREEN BAY 25, San Francisco 15

Divisional playoffs: Philadelphia 33, CHICAGO 19; ST. LOUIS 45, Green Bay 17

NFC Championship: ST. LOUIS 29, Philadelphia 24

Super Bowl XXXVI: New England (AFC) 20, St. Louis (NFC) 17 at Louisiana Superdome; New Orleans, La.

### Playoff Seeds

#### AFC

- Pittsburgh
- New England
- Oakland
- Miami
- Baltimore
- N.Y. Jets

#### NFC

- St. Louis
- Chicago
- Philadelphia
- Green Bay
- San Francisco
- Tampa Bay

2000

AMERICAN CONFERENCE

Eastern Division

	W	L	T	Pct.	Pts.	OP
Miami	11	5	0	.688	323	226
Indianapolis*	10	6	0	.625	429	326
N.Y. Jets	9	7	0	.563	321	321
Buffalo	8	8	0	.500	315	350
New England	5	11	0	.313	276	338

Central Division

	W	L	T	Pct.	Pts.	OP
Tennessee#	13	3	0	.813	346	191
Baltimore*	12	4	0	.750	333	165
Pittsburgh	9	7	0	.563	321	255
Jacksonville	7	9	0	.438	367	327
Cincinnati	4	12	0	.250	185	359
Cleveland	3	13	0	.188	161	419

Western Division

	W	L	T	Pct.	Pts.	OP
Oakland	12	4	0	.750	479	299
Denver*	11	5	0	.688	485	369
Kansas City	7	9	0	.438	355	354
Seattle	6	10	0	.375	320	405
San Diego	1	15	0	.063	269	440

NATIONAL CONFERENCE

Eastern Division

	W	L	T	Pct.	Pts.	OP
N.Y. Giants#	12	4	0	.750	328	246
Philadelphia*	11	5	0	.688	351	245
Washington	8	8	0	.500	281	269
Dallas	5	11	0	.313	294	361
Arizona	3	13	0	.188	210	443

Central Division

	W	L	T	Pct.	Pts.	OP
Minnesota	11	5	0	.688	397	371
Tampa Bay*	10	6	0	.625	388	269
Green Bay	9	7	0	.563	353	323
Detroit	9	7	0	.563	307	307
Chicago	5	11	0	.313	216	355

Western Division

	W	L	T	Pct.	Pts.	OP
New Orleans	10	6	0	.625	354	305
St. Louis*	10	6	0	.625	540	471
Carolina	7	9	0	.438	310	310
San Francisco	6	10	0	.375	388	422
Atlanta	4	12	0	.250	252	413

\*Wild Card qualifier for playoffs; #Top playoff seed in conference  
 Green Bay finished ahead of Detroit based on better division record (5-3 to Lions' 3-5). New Orleans finished ahead of St. Louis based on better division record (7-1 to Rams' 5-3). Tampa Bay was second Wild Card based on head-to-head victory over St. Louis (1-0).

Wild Card playoffs: MIAMI 23, Indianapolis 17 (OT); BALTIMORE 21, Denver 3

Divisional playoffs: OAKLAND 27, Miami 0; Baltimore 24, TENNESSEE 10

AFC Championship: Baltimore 16, OAKLAND 3

Wild Card playoffs: NEW ORLEANS 31, St. Louis 28; PHILADELPHIA 21, Tampa Bay 3

Divisional playoffs: MINNESOTA 34, New Orleans 16; N.Y. GIANTS 20, Philadelphia 10

NFC Championship: N.Y. GIANTS 41, Minnesota 0

Super Bowl XXXV: Baltimore (AFC) 34, N.Y. Giants (NFC) 7 at Raymond James Stadium; Tampa, Fla.

Playoff Seeds

AFC

- Tennessee
- Oakland
- Miami
- Baltimore
- Denver
- Indianapolis

NFC

- N.Y. Giants
- Minnesota
- New Orleans
- Philadelphia
- Tampa Bay
- St. Louis

1999

AMERICAN CONFERENCE

Eastern Division

	W	L	T	Pct.	Pts.	OP
Indianapolis	13	3	0	.813	423	333
Buffalo*	11	5	0	.688	320	229
Miami*	9	7	0	.563	326	336
N.Y. Jets	8	8	0	.500	308	309
New England	8	8	0	.500	299	284

Central Division

	W	L	T	Pct.	Pts.	OP
Jacksonville#	14	2	0	.875	396	217
Tennessee*	13	3	0	.813	392	324
Baltimore	8	8	0	.500	324	277
Pittsburgh	6	10	0	.375	317	320
Cincinnati	4	12	0	.250	283	460
Cleveland	2	14	0	.125	217	437

Western Division

	W	L	T	Pct.	Pts.	OP
Seattle	9	7	0	.563	338	298
Kansas City	9	7	0	.563	390	322
San Diego	8	8	0	.500	269	316
Oakland	8	8	0	.500	390	329
Denver	6	10	0	.375	314	318

NATIONAL CONFERENCE

Eastern Division

	W	L	T	Pct.	Pts.	OP
Washington	10	6	0	.625	443	377
Dallas*	8	8	0	.500	352	276
N.Y. Giants	7	9	0	.438	299	358
Arizona	6	10	0	.375	245	382
Philadelphia	5	11	0	.313	272	357

Central Division

	W	L	T	Pct.	Pts.	OP
Tampa Bay	11	5	0	.688	270	235
Minnesota*	10	6	0	.625	399	335
Detroit*	8	8	0	.500	322	323
Green Bay	8	8	0	.500	357	341
Chicago	6	10	0	.375	272	341

Western Division

	W	L	T	Pct.	Pts.	OP
St. Louis#	13	3	0	.813	526	242
Carolina	8	8	0	.500	421	381
Atlanta	5	11	0	.313	285	380
San Francisco	4	12	0	.250	295	453
New Orleans	3	13	0	.188	260	434

\*Wild Card qualifier for playoffs; #Top playoff seed in conference  
 Miami was third Wild Card ahead of Kansas City based on better record against common opponents (6-1 to Chiefs' 5-3). N.Y. Jets finished ahead of New England based on better division record (4-4 to Patriots' 2-6). Seattle finished ahead of Kansas City based on head-to-head sweep (2-0). San Diego finished ahead of Oakland based on better division record (5-3 to Raiders' 3-5). Dallas was second Wild Card based on better record against common opponents (4-2 to Lions' 3-3) and better conference record than Carolina (7-5 to Panthers' 6-6). Detroit was third Wild Card based on better conference record than Green Bay (7-5 to Packers' 6-6) and head-to-head victory over Carolina.

Wild Card playoffs: TENNESSEE 22, Buffalo 16; Miami 20, SEATTLE 17

Divisional playoffs: JACKSONVILLE 62, Miami 7; Tennessee 19, INDIANAPOLIS 16

AFC Championship: Tennessee 33, JACKSONVILLE 14

Wild Card playoffs: WASHINGTON 27, Detroit 13; MINNESOTA 27, Dallas 10

Divisional playoffs: TAMPA BAY 14, Washington 13; ST. LOUIS 49, Minnesota 37

NFC Championship: ST. LOUIS 11, Tampa Bay 6

Super Bowl XXXIV: St. Louis (NFC) 23, Tennessee (AFC) 16 at Georgia Dome; Atlanta, Ga.

Playoff Seeds

AFC

- Jacksonville
- Indianapolis
- Seattle
- Tennessee
- Buffalo
- Miami

NFC

- St. Louis
- Tampa Bay
- Washington
- Minnesota
- Dallas
- Detroit

# PAST STANDINGS

## 1998

### AMERICAN CONFERENCE

#### Eastern Division

	W	L	T	Pct.	Pts.	OP
N.Y. Jets	12	4	0	.750	416	266
Miami*	10	6	0	.625	321	265
Buffalo*	10	6	0	.625	400	333
New England*	9	7	0	.563	337	329
Indianapolis	3	13	0	.188	310	444

#### Central Division

	W	L	T	Pct.	Pts.	OP
Jacksonville	11	5	0	.688	392	338
Tennessee	8	8	0	.500	330	320
Pittsburgh	7	9	0	.438	263	303
Baltimore	6	10	0	.375	269	335
Cincinnati	3	13	0	.188	268	452

#### Western Division

	W	L	T	Pct.	Pts.	OP
Denver#	14	2	0	.875	501	309
Oakland	8	8	0	.500	288	356
Seattle	8	8	0	.500	372	310
Kansas City	7	9	0	.438	327	363
San Diego	5	11	0	.313	241	342

### NATIONAL CONFERENCE

#### Eastern Division

	W	L	T	Pct.	Pts.	OP
Dallas	10	6	0	.625	381	275
Arizona*	9	7	0	.563	325	378
N.Y. Giants	8	8	0	.500	287	309
Washington	6	10	0	.375	319	421
Philadelphia	3	13	0	.188	161	344

#### Central Division

	W	L	T	Pct.	Pts.	OP
Minnesota#	15	1	0	.938	556	296
Green Bay*	11	5	0	.688	408	319
Tampa Bay	8	8	0	.500	314	295
Detroit	5	11	0	.313	306	378
Chicago	4	12	0	.250	276	368

#### Western Division

	W	L	T	Pct.	Pts.	OP
Atlanta	14	2	0	.875	442	289
San Francisco*	12	4	0	.750	479	328
New Orleans	6	10	0	.375	305	359
Carolina	4	12	0	.250	336	413
St. Louis	4	12	0	.250	285	378

\*Wild Card qualifier for playoffs; #Top playoff seed in conference  
Miami finished ahead of Buffalo based on better net division points (6 to Bills' 0). Oakland finished ahead of Seattle based on head-to-head sweep (2-0). Carolina finished ahead of St. Louis based on head-to-head sweep (2-0).

Wild Card playoffs: MIAMI 24, Buffalo 17;

JACKSONVILLE 25, New England 10

Divisional playoffs: DENVER 38, Miami 3;

N.Y. JETS 34, Jacksonville 24

AFC Championship: DENVER 23, N.Y. Jets 10

Wild Card playoffs: Arizona 20, DALLAS 7;

SAN FRANCISCO 30, Green Bay 27

Divisional playoffs: ATLANTA 20, San Francisco 18;

MINNESOTA 41, Arizona 21

NFC Championship: Atlanta 30, MINNESOTA 27 (OT)

Super Bowl XXXIII: Denver (AFC) 34, Atlanta (NFC) 19 at Pro Player Stadium; Miami, Fla.

### Playoff Seeds

#### AFC

1. Denver
2. N.Y. Jets
3. Jacksonville
4. Miami
5. Buffalo
6. New England

#### NFC

1. Minnesota
2. Atlanta
3. Dallas
4. San Francisco
5. Green Bay
6. Arizona

## 1997

### AMERICAN CONFERENCE

#### Eastern Division

	W	L	T	Pct.	Pts.	OP
New England	10	6	0	.625	369	289
Miami*	9	7	0	.563	339	327
N.Y. Jets	9	7	0	.563	348	287
Buffalo	6	10	0	.375	255	367
Indianapolis	3	13	0	.188	313	401

#### Central Division

	W	L	T	Pct.	Pts.	OP
Pittsburgh	11	5	0	.688	372	307
Jacksonville*	11	5	0	.688	394	318
Tennessee	8	8	0	.500	333	310
Cincinnati	7	9	0	.438	355	405
Baltimore	6	9	1	.406	326	345

#### Western Division

	W	L	T	Pct.	Pts.	OP
Kansas City#	13	3	0	.813	375	232
Denver*	12	4	0	.750	472	287
Seattle	8	8	0	.500	365	362
Oakland	4	12	0	.250	324	419
San Diego	4	12	0	.250	266	425

### NATIONAL CONFERENCE

#### Eastern Division

	W	L	T	Pct.	Pts.	OP
N.Y. Giants	10	5	1	.656	307	265
Washington	8	7	1	.531	327	289
Philadelphia	6	9	1	.406	317	372
Dallas	6	10	0	.375	304	314
Arizona	4	12	0	.250	263	379

#### Central Division

	W	L	T	Pct.	Pts.	OP
Green Bay	13	3	0	.813	422	282
Tampa Bay*	10	6	0	.625	299	263
Detroit*	9	7	0	.563	379	306
Minnesota*	9	7	0	.563	354	359
Chicago	4	12	0	.250	263	421

#### Western Division

	W	L	T	Pct.	Pts.	OP
San Francisco#	13	3	0	.813	375	265
Carolina	7	9	0	.438	265	314
Atlanta	7	9	0	.438	320	361
New Orleans	6	10	0	.375	327	327
St. Louis	5	11	0	.313	299	359

\*Wild Card qualifier for playoffs; #Top playoff seed in conference  
Miami finished ahead of N.Y. Jets based on head-to-head sweep (2-0). Pittsburgh finished ahead of Jacksonville based on better net division points (78 to Jaguars' 23). Oakland finished ahead of San Diego based on better division record (2-6 to Chargers' 1-7). San Francisco was top playoff seed based on better conference record than Green Bay (11-1 to Packers' 10-2). Detroit finished ahead of Minnesota based on head-to-head sweep (2-0). Carolina finished ahead of Atlanta based on head-to-head sweep (2-0).

Wild Card playoffs: DENVER 42, Jacksonville 17;

NEW ENGLAND 17, Miami 3

Divisional playoffs: PITTSBURGH 7, New England 6;

Denver 14, KANSAS CITY 10

AFC Championship: Denver 24, PITTSBURGH 21

Wild Card playoffs: Minnesota 23, N.Y. GIANTS 22;

TAMPA BAY 20, Detroit 10

Divisional playoffs: SAN FRANCISCO 38, Minnesota 22;

GREEN BAY 21, Tampa Bay 7

NFC Championship: Green Bay 23, SAN FRANCISCO 10

Super Bowl XXXII: Denver (AFC) 31, Green Bay (NFC) 24 at Qualcomm Stadium; San Diego, Calif.

### Playoff Seeds

#### AFC

1. Kansas City
2. Pittsburgh
3. New England
4. Denver
5. Jacksonville
6. Miami

#### NFC

1. San Francisco
2. Green Bay
3. N.Y. Giants
4. Tampa Bay
5. Detroit
6. Minnesota



**1996**

**AMERICAN CONFERENCE**

**Eastern Division**

	W	L	T	Pct.	Pts.	OP
New England	11	5	0	.688	418	313
Buffalo*	10	6	0	.625	319	266
Indianapolis*	9	7	0	.563	317	334
Miami	8	8	0	.500	339	325
N.Y. Jets	1	15	0	.063	279	454

**Central Division**

	W	L	T	Pct.	Pts.	OP
Pittsburgh	10	6	0	.625	344	257
Jacksonville*	9	7	0	.563	325	335
Cincinnati	8	8	0	.500	372	369
Houston	8	8	0	.500	345	319
Baltimore	4	12	0	.250	371	441

**Western Division**

	W	L	T	Pct.	Pts.	OP
Denver#	13	3	0	.813	391	275
Kansas City	9	7	0	.563	297	300
San Diego	8	8	0	.500	310	376
Oakland	7	9	0	.438	340	293
Seattle	7	9	0	.438	317	376

**NATIONAL CONFERENCE**

**Eastern Division**

	W	L	T	Pct.	Pts.	OP
Dallas	10	6	0	.625	286	250
Philadelphia*	10	6	0	.625	363	341
Washington	9	7	0	.563	364	312
Arizona	7	9	0	.438	300	397
N.Y. Giants	6	10	0	.375	242	297

**Central Division**

	W	L	T	Pct.	Pts.	OP
Green Bay#	13	3	0	.813	456	210
Minnesota*	9	7	0	.563	298	315
Chicago	7	9	0	.438	283	305
Tampa Bay	6	10	0	.375	221	293
Detroit	5	11	0	.313	302	368

**Western Division**

	W	L	T	Pct.	Pts.	OP
Carolina	12	4	0	.750	367	218
San Francisco*	12	4	0	.750	398	257
St. Louis	6	10	0	.375	303	409
Atlanta	3	13	0	.188	309	461
New Orleans	3	13	0	.188	229	339

\*Wild Card qualifier for playoffs; #Top playoff seed in conference  
 Jacksonville was second Wild Card ahead of Indianapolis and Kansas City based on better conference record (7-5 to Colts' 6-6 and Chiefs' 5-7). Indianapolis was third Wild Card based on head-to-head victory over Kansas City (1-0). Cincinnati finished ahead of Houston based on better net division points (19 to Oilers' 11). Oakland finished ahead of Seattle based on better division record (3-5 to Seahawks' 2-6). Dallas finished ahead of Philadelphia based on better record against common opponents (7-4 to Eagles' 6-5). Minnesota was third Wild Card based on better conference record than Washington (8-4 to Redskins' 6-6). Carolina finished ahead of San Francisco based on head-to-head sweep (2-0). Atlanta finished ahead of New Orleans based on head-to-head sweep (2-0).

Wild Card playoffs: Jacksonville 30, BUFFALO 27; PITTSBURGH 42, Indianapolis 14

Divisional playoffs: Jacksonville 30, DENVER 27; NEW ENGLAND 28, Pittsburgh 3

AFC Championship: NEW ENGLAND 20, Jacksonville 6

Wild Card playoffs: DALLAS 40, Minnesota 15; SAN FRANCISCO 14, Philadelphia 0

Divisional playoffs: GREEN BAY 35, San Francisco 14; CAROLINA 26, Dallas 17

NFC Championship: GREEN BAY 30, Carolina 13

Super Bowl XXXI: Green Bay (NFC) 35, New England (AFC) 21 at Louisiana Superdome; New Orleans, La.

**Playoff Seeds**

**AFC**

1. Denver
2. New England
3. Pittsburgh
4. Buffalo
5. Jacksonville
6. Indianapolis

**NFC**

1. Green Bay
2. Carolina
3. Dallas
4. San Francisco
5. Philadelphia
6. Minnesota

**1995**

**AMERICAN CONFERENCE**

**Eastern Division**

	W	L	T	Pct.	Pts.	OP
Buffalo	10	6	0	.625	350	335
Indianapolis*	9	7	0	.563	331	316
Miami*	9	7	0	.563	398	332
New England	6	10	0	.375	294	377
N.Y. Jets	3	13	0	.188	233	384

**Central Division**

	W	L	T	Pct.	Pts.	OP
Pittsburgh	11	5	0	.688	407	327
Cincinnati	7	9	0	.438	349	374
Houston	7	9	0	.438	348	324
Cleveland	5	11	0	.313	289	356
Jacksonville	4	12	0	.250	275	404

**Western Division**

	W	L	T	Pct.	Pts.	OP
Kansas City#	13	3	0	.813	358	241
San Diego*	9	7	0	.563	321	323
Seattle	8	8	0	.500	363	366
Denver	8	8	0	.500	388	345
Oakland	8	8	0	.500	348	332

**NATIONAL CONFERENCE**

**Eastern Division**

	W	L	T	Pct.	Pts.	OP
Dallas#	12	4	0	.750	435	291
Philadelphia*	10	6	0	.625	318	338
Washington	6	10	0	.375	326	359
N.Y. Giants	5	11	0	.313	290	340
Arizona	4	12	0	.250	275	422

**Central Division**

	W	L	T	Pct.	Pts.	OP
Green Bay	11	5	0	.688	404	314
Detroit*	10	6	0	.625	436	336
Chicago	9	7	0	.563	392	360
Minnesota	8	8	0	.500	412	385
Tampa Bay	7	9	0	.438	238	335

**Western Division**

	W	L	T	Pct.	Pts.	OP
San Francisco	11	5	0	.688	457	258
Atlanta*	9	7	0	.563	362	349
St. Louis	7	9	0	.438	309	418
Carolina	7	9	0	.438	289	325
New Orleans	7	9	0	.438	319	348

\*Wild Card qualifier for playoffs; #Top playoff seed in conference  
 Indianapolis finished ahead of Miami based on head-to-head sweep (2-0). San Diego was first Wild Card based on head-to-head victory over Indianapolis (1-0). Cincinnati finished ahead of Houston based on better division record (4-4 to Oilers' 3-5). Seattle finished ahead of Denver and Oakland based on best head-to-head record (3-1 to Broncos' 2-2 and Raiders' 1-3). Denver finished ahead of Oakland based on head-to-head sweep (2-0). Philadelphia was first Wild Card ahead of Detroit based on better conference record (9-3 to Lions' 7-5). San Francisco was second playoff seed ahead of Green Bay based on better conference record (8-4 to Packers' 7-5). Atlanta was third Wild Card ahead of Chicago based on better record against common opponents (4-2 to Bears' 3-3). St. Louis finished ahead of Carolina and New Orleans based on best head-to-head record (3-1 to Panthers' 1-3 and Saints' 2-2). Carolina finished ahead of New Orleans based on better conference record (4-8 to 3-9).

Wild Card playoffs: BUFFALO 37, Miami 22; Indianapolis 35, SAN DIEGO 20

Divisional playoffs: PITTSBURGH 40, Buffalo 21; Indianapolis 10, KANSAS CITY 7

AFC Championship: PITTSBURGH 20, Indianapolis 16

Wild Card playoffs: PHILADELPHIA 58, Detroit 37; GREEN BAY 37, Atlanta 20

Divisional playoffs: Green Bay 27, SAN FRANCISCO 17; DALLAS 30, Philadelphia 11

NFC Championship: DALLAS 38, Green Bay 27

Super Bowl XXX: Dallas (NFC) 27, Pittsburgh (AFC) 17 at Sun Devil Stadium; Tempe, Ariz.

**Playoff Seeds**

**AFC**

1. Kansas City
2. Pittsburgh
3. Buffalo
4. San Diego
5. Indianapolis
6. Miami

**NFC**

1. Dallas
2. San Francisco
3. Green Bay
4. Philadelphia
5. Detroit
6. Atlanta

# PAST STANDINGS

## 1994

### AMERICAN CONFERENCE

#### Eastern Division

	W	L	T	Pct.	Pts.	OP
Miami	10	6	0	.625	389	327
New England*	10	6	0	.625	351	312
Indianapolis	8	8	0	.500	307	320
Buffalo	7	9	0	.438	340	356
N.Y. Jets	6	10	0	.375	264	320

#### Central Division

	W	L	T	Pct.	Pts.	OP
Pittsburgh#	12	4	0	.750	316	234
Cleveland*	11	5	0	.688	340	204
Cincinnati	3	13	0	.188	276	406
Houston	2	14	0	.125	226	352

#### Western Division

	W	L	T	Pct.	Pts.	OP
San Diego	11	5	0	.688	381	306
Kansas City*	9	7	0	.563	319	298
L.A. Raiders	9	7	0	.563	303	327
Denver	7	9	0	.438	347	396
Seattle	6	10	0	.375	287	323

### NATIONAL CONFERENCE

#### Eastern Division

	W	L	T	Pct.	Pts.	OP
Dallas	12	4	0	.750	414	248
N.Y. Giants	9	7	0	.563	279	305
Arizona	8	8	0	.500	235	267
Philadelphia	7	9	0	.438	308	308
Washington	3	13	0	.188	320	412

#### Central Division

	W	L	T	Pct.	Pts.	OP
Minnesota	10	6	0	.625	356	314
Green Bay*	9	7	0	.563	382	287
Detroit*	9	7	0	.563	357	342
Chicago*	9	7	0	.563	271	307
Tampa Bay	6	10	0	.375	251	351

#### Western Division

	W	L	T	Pct.	Pts.	OP
San Francisco#	13	3	0	.813	505	296
New Orleans	7	9	0	.438	348	407
Atlanta	7	9	0	.438	317	385
L.A. Rams	4	12	0	.250	286	365

\*Wild Card qualifier for playoffs; #Top playoff seed in conference  
 Miami finished ahead of New England based on head-to-head sweep (2-0). Kansas City finished ahead of L.A. Raiders based on head-to-head sweep (2-0). Green Bay was first Wild Card based on best head-to-head record (3-1) vs. Detroit (2-2) and Chicago (1-3) and better conference record (8-4) than N.Y. Giants (6-6). Detroit was second Wild Card based on better division record (4-4) than Chicago (3-5) and head-to-head victory over N.Y. Giants (1-0). Chicago was third Wild Card based on better record against common opponents (4-4) than N.Y. Giants (3-5). New Orleans finished ahead of Atlanta based on head-to-head sweep (2-0).

Wild Card playoffs: MIAMI 27, Kansas City 17;  
 CLEVELAND 20, New England 13

Divisional playoffs: PITTSBURGH 29, Cleveland 9;  
 SAN DIEGO 22, Miami 21

AFC Championship: San Diego 17, PITTSBURGH 13

Wild Card playoffs: GREEN BAY 16, Detroit 12;  
 Chicago 35, MINNESOTA 18

Divisional playoffs: SAN FRANCISCO 44, Chicago 15;  
 DALLAS 28, Green Bay 9

NFC Championship: SAN FRANCISCO 38, Dallas 28

Super Bowl XXIX: San Francisco (NFC) 49, San Diego (AFC) 26  
 at Joe Robbie Stadium; Miami, Fla.

### Playoff Seeds

#### AFC

- Pittsburgh
- San Diego
- Miami
- Cleveland
- New England
- Kansas City

#### NFC

- San Francisco
- Dallas
- Minnesota
- Green Bay
- Detroit
- Chicago

## 1993

### AMERICAN CONFERENCE

#### Eastern Division

	W	L	T	Pct.	Pts.	OP
Buffalo#	12	4	0	.750	329	242
Miami	9	7	0	.563	349	351
N.Y. Jets	8	8	0	.500	270	247
New England	5	11	0	.313	238	286
Indianapolis	4	12	0	.250	189	378

#### Central Division

	W	L	T	Pct.	Pts.	OP
Houston	12	4	0	.750	368	238
Pittsburgh*	9	7	0	.563	308	281
Cleveland	7	9	0	.438	304	307
Cincinnati	3	13	0	.188	187	319

#### Western Division

	W	L	T	Pct.	Pts.	OP
Kansas City	11	5	0	.688	328	291
L.A. Raiders*	10	6	0	.625	306	326
Denver*	9	7	0	.563	373	284
San Diego	8	8	0	.500	322	290
Seattle	6	10	0	.375	280	314

### NATIONAL CONFERENCE

#### Eastern Division

	W	L	T	Pct.	Pts.	OP
Dallas#	12	4	0	.750	376	229
N.Y. Giants*	11	5	0	.688	288	205
Philadelphia	8	8	0	.500	293	315
Phoenix	7	9	0	.438	326	269
Washington	4	12	0	.250	230	345

#### Central Division

	W	L	T	Pct.	Pts.	OP
Detroit	10	6	0	.625	298	292
Minnesota*	9	7	0	.563	277	290
Green Bay*	9	7	0	.563	340	282
Chicago	7	9	0	.438	234	230
Tampa Bay	5	11	0	.313	237	376

#### Western Division

	W	L	T	Pct.	Pts.	OP
San Francisco	10	6	0	.625	473	295
New Orleans	8	8	0	.500	317	343
Atlanta	6	10	0	.375	316	385
L.A. Rams	5	11	0	.313	221	367

\*Wild Card qualifier for playoffs; #Top playoff seed in conference  
 Buffalo was top playoff seed based on head-to-head victory over Houston (1-0). Denver was second Wild Card ahead of Pittsburgh and Miami based on better conference record (8-4 to Steelers' 7-5 to Dolphins' 6-6). Pittsburgh was third Wild Card ahead of Miami based on head-to-head victory. San Francisco was second playoff seed based on head-to-head victory over Detroit (1-0). Minnesota finished ahead of Green Bay based on head-to-head sweep (2-0).

Wild Card playoffs: KANSAS CITY 27, Pittsburgh 24 (OT);  
 L.A. RAIDERS 42, Denver 24

Divisional playoffs: BUFFALO 29, L.A. Raiders 23;  
 Kansas City 28, HOUSTON 20

AFC Championship: BUFFALO 30, Kansas City 13

Wild Card playoffs: Green Bay 28, DETROIT 24;

N.Y. GIANTS 17, Minnesota 10

Divisional playoffs: SAN FRANCISCO 44, N.Y. Giants 3;  
 DALLAS 27, Green Bay 17

NFC Championship: DALLAS 38, San Francisco 21

Super Bowl XXVIII: Dallas (NFC) 30, Buffalo (AFC) 13  
 at Georgia Dome; Atlanta, Ga.

### Playoff Seeds

#### AFC

- Buffalo
- Houston
- Kansas City
- L.A. Raiders
- Denver
- Pittsburgh

#### NFC

- Dallas
- San Francisco
- Detroit
- N.Y. Giants
- Minnesota
- Green Bay

**1992**

**AMERICAN CONFERENCE**

**Eastern Division**

	W	L	T	Pct.	Pts.	OP
Miami	11	5	0	.688	340	281
Buffalo*	11	5	0	.688	381	283
Indianapolis	9	7	0	.563	216	302
N.Y. Jets	4	12	0	.250	220	315
New England	2	14	0	.125	205	363

**Central Division**

	W	L	T	Pct.	Pts.	OP
Pittsburgh#	11	5	0	.688	299	225
Houston*	10	6	0	.625	352	258
Cleveland	7	9	0	.438	272	275
Cincinnati	5	11	0	.313	274	364

**Western Division**

	W	L	T	Pct.	Pts.	OP
San Diego	11	5	0	.688	335	241
Kansas City*	10	6	0	.625	348	282
Denver	8	8	0	.500	262	329
L.A. Raiders	7	9	0	.438	249	281
Seattle	2	14	0	.125	140	312

**NATIONAL CONFERENCE**

**Eastern Division**

	W	L	T	Pct.	Pts.	OP
Dallas	13	3	0	.813	409	243
Philadelphia*	11	5	0	.688	354	245
Washington*	9	7	0	.563	300	255
N.Y. Giants	6	10	0	.375	306	367
Phoenix	4	12	0	.250	243	332

**Central Division**

	W	L	T	Pct.	Pts.	OP
Minnesota	11	5	0	.688	374	249
Green Bay	9	7	0	.563	276	296
Tampa Bay	5	11	0	.313	267	365
Chicago	5	11	0	.313	295	361
Detroit	5	11	0	.313	273	332

**Western Division**

	W	L	T	Pct.	Pts.	OP
San Francisco#	14	2	0	.875	431	236
New Orleans*	12	4	0	.750	330	202
Atlanta	6	10	0	.375	327	414
L.A. Rams	6	10	0	.375	313	383

\*Wild Card qualifier for playoffs; #Top playoff seed in conference  
 Pittsburgh was top playoff seed, and Miami was second playoff seed ahead of San Diego, based on conference record (10-2 to Dolphins' 9-3 to Chargers' 9-5). Miami finished ahead of Buffalo based on better conference record (9-3 to Bills' 7-5). Houston was second Wild Card based on head-to-head victory over Kansas City (1-0). Washington was third Wild Card based on better conference record than Green Bay (7-5 to Packers' 6-6). Tampa Bay finished ahead of Chicago and Chicago finished ahead of Detroit based on better conference record (5-9 to Bears' 4-8 and Lions' 3-9). Atlanta finished ahead of L.A. Rams based on better record against common opponents (5-7 to Rams' 4-8).  
 Wild Card playoffs: SAN DIEGO 17, Kansas City 0; BUFFALO 41, Houston 38 (OT)  
 Divisional playoffs: Buffalo 24, PITTSBURGH 3; MIAMI 31, San Diego 0  
 AFC Championship: Buffalo 29, MIAMI 10  
 Wild Card playoffs: Washington 24, MINNESOTA 7; Philadelphia 36, NEW ORLEANS 20  
 Divisional playoffs: SAN FRANCISCO 20, Washington 13; DALLAS 34, Philadelphia 10  
 NFC Championship: Dallas 30, SAN FRANCISCO 20  
 Super Bowl XXVII: Dallas (NFC) 52, Buffalo (AFC) 17 at Rose Bowl; Pasadena, Calif.

**Playoff Seeds**

**AFC**

1. Pittsburgh
2. Miami
3. San Diego
4. Buffalo
5. Houston
6. Kansas City

**NFC**

1. San Francisco
2. Dallas
3. Minnesota
4. New Orleans
5. Philadelphia
6. Washington

**1991**

**AMERICAN CONFERENCE**

**Eastern Division**

	W	L	T	Pct.	Pts.	OP
Buffalo#	13	3	0	.813	458	318
N.Y. Jets*	8	8	0	.500	314	293
Miami	8	8	0	.500	343	349
New England	6	10	0	.375	211	305
Indianapolis	1	15	0	.063	143	381

**Central Division**

	W	L	T	Pct.	Pts.	OP
Houston	11	5	0	.688	386	251
Pittsburgh	7	9	0	.438	292	344
Cleveland	6	10	0	.375	293	298
Cincinnati	3	13	0	.188	263	435

**Western Division**

	W	L	T	Pct.	Pts.	OP
Denver	12	4	0	.750	304	235
Kansas City*	10	6	0	.625	322	252
L.A. Raiders*	9	7	0	.563	298	297
Seattle	7	9	0	.438	276	261
San Diego	4	12	0	.250	274	342

**NATIONAL CONFERENCE**

**Eastern Division**

	W	L	T	Pct.	Pts.	OP
Washington#	14	2	0	.875	485	224
Dallas*	11	5	0	.688	342	310
Philadelphia	10	6	0	.625	285	244
N.Y. Giants	8	8	0	.500	281	297
Phoenix	4	12	0	.250	196	344

**Central Division**

	W	L	T	Pct.	Pts.	OP
Detroit	12	4	0	.750	339	295
Chicago*	11	5	0	.688	299	269
Minnesota	8	8	0	.500	301	306
Green Bay	4	12	0	.250	273	313
Tampa Bay	3	13	0	.188	199	365

**Western Division**

	W	L	T	Pct.	Pts.	OP
New Orleans	11	5	0	.688	341	211
Atlanta*	10	6	0	.625	361	338
San Francisco	10	6	0	.625	393	239
L.A. Rams	3	13	0	.188	234	390

\*Wild Card qualifier for playoffs; #Top playoff seed in conference  
 N.Y. Jets finished ahead of Miami based on head-to-head sweep (2-0). Chicago was first Wild Card based on better conference record than Dallas (9-3 to Cowboys' 8-4). Atlanta finished ahead of San Francisco based on head-to-head sweep (2-0), and was third Wild Card ahead of Philadelphia based on better conference record (7-5 to Eagles' 6-6).

Wild Card playoffs: KANSAS CITY 10, L.A. Raiders 6; HOUSTON 17, N.Y. Jets 10

Divisional playoffs: DENVER 26, Houston 24; BUFFALO 37, Kansas City 14

AFC Championship: BUFFALO 10, Denver 7

Wild Card playoffs: Atlanta 27, NEW ORLEANS 20; Dallas 17, CHICAGO 13

Divisional playoffs: WASHINGTON 24, Atlanta 7; DETROIT 38, Dallas 6

NFC Championship: WASHINGTON 41, Detroit 10

Super Bowl XXVI: Washington (NFC) 37, Buffalo (AFC) 24 at Hubert H. Humphrey Metrodome; Minneapolis, Minn.

**Playoff Seeds**

**AFC**

1. Buffalo
2. Denver
3. Houston
4. Kansas City
5. L.A. Raiders
6. N.Y. Jets

**NFC**

1. Washington
2. Detroit
3. New Orleans
4. Chicago
5. Dallas
6. Atlanta

# PAST STANDINGS

## 1990

### AMERICAN CONFERENCE

#### Eastern Division

	W	L	T	Pct.	Pts.	OP
Buffalo#	13	3	0	.813	428	263
Miami*	12	4	0	.750	336	242
Indianapolis	7	9	0	.438	281	353
N.Y. Jets	6	10	0	.375	295	345
New England	1	15	0	.063	181	446

#### Central Division

	W	L	T	Pct.	Pts.	OP
Cincinnati	9	7	0	.563	360	352
Houston*	9	7	0	.563	405	307
Pittsburgh	9	7	0	.563	292	240
Cleveland	3	13	0	.188	228	462

#### Western Division

	W	L	T	Pct.	Pts.	OP
L.A. Raiders	12	4	0	.750	337	268
Kansas City*	11	5	0	.688	369	257
Seattle	9	7	0	.563	306	286
San Diego	6	10	0	.375	315	281
Denver	5	11	0	.313	331	374

### NATIONAL CONFERENCE

#### Eastern Division

	W	L	T	Pct.	Pts.	OP
N.Y. Giants	13	3	0	.813	335	211
Philadelphia*	10	6	0	.625	396	299
Washington*	10	6	0	.625	381	301
Dallas	7	9	0	.438	244	308
Phoenix	5	11	0	.313	268	396

#### Central Division

	W	L	T	Pct.	Pts.	OP
Chicago	11	5	0	.688	348	280
Tampa Bay	6	10	0	.375	264	367
Detroit	6	10	0	.375	373	413
Green Bay	6	10	0	.375	271	347
Minnesota	6	10	0	.375	351	326

#### Western Division

	W	L	T	Pct.	Pts.	OP
San Francisco#	14	2	0	.875	353	239
New Orleans*	8	8	0	.500	274	275
L.A. Rams	5	11	0	.313	345	412
Atlanta	5	11	0	.313	348	365

\*Wild Card qualifier for playoffs; #Top playoff seed in conference  
 Cincinnati finished ahead of Houston and Pittsburgh based on best head-to-head record (3-1 to Oilers' 2-2 to Steelers' 1-3). Houston was Wild Card based on better conference record (8-4) than Seattle (7-5) and Pittsburgh (6-6). Philadelphia finished ahead of Washington based on better division record (5-3 to Redskins' 4-4). Tampa Bay was second in NFC Central based on best head-to-head record (5-1) against Detroit (2-4), Green Bay (3-3), and Minnesota (2-4). Detroit finished third based on best net division points (minus 8) against Green Bay (minus 40). Green Bay finished ahead of Minnesota based on better conference record (5-7 to Vikings' 4-8). The L.A. Rams finished ahead of Atlanta based on net points in division (plus 1 to Falcons' minus 31).

Wild Card playoffs: MIAMI 17, Kansas City 16;  
 CINCINNATI 41, Houston 14

Divisional playoffs: BUFFALO 44, Miami 34;  
 L.A. RAIDERS 20, Cincinnati 10

AFC Championship: BUFFALO 51, L.A. Raiders 3

Wild Card playoffs: Washington 20, PHILADELPHIA 6;  
 CHICAGO 16, New Orleans 6

Divisional playoffs: SAN FRANCISCO 28, Washington 10;  
 N.Y. GIANTS 31, Chicago 3

NFC Championship: N.Y. Giants 15, SAN FRANCISCO 13  
 Super Bowl XXV: N.Y. Giants (NFC) 20, Buffalo (AFC) 19  
 at Tampa Stadium; Tampa, Fla.

### Playoff Seeds

#### AFC

1. Buffalo
2. L.A. Raiders
3. Cincinnati
4. Miami
5. Kansas City
6. Houston

#### NFC

1. San Francisco
2. N.Y. Giants
3. Chicago
4. Philadelphia
5. Washington
6. New Orleans

## 1989

### AMERICAN CONFERENCE

#### Eastern Division

	W	L	T	Pct.	Pts.	OP
Buffalo	9	7	0	.563	409	317
Indianapolis	8	8	0	.500	298	301
Miami	8	8	0	.500	331	379
New England	5	11	0	.313	297	391
N.Y. Jets	4	12	0	.250	253	411

#### Central Division

	W	L	T	Pct.	Pts.	OP
Cleveland	9	6	1	.594	334	254
Houston*	9	7	0	.563	365	412
Pittsburgh*	9	7	0	.563	265	326
Cincinnati	8	8	0	.500	404	285

#### Western Division

	W	L	T	Pct.	Pts.	OP
Denver#	11	5	0	.688	362	226
Kansas City	8	7	1	.531	318	286
L.A. Raiders	8	8	0	.500	315	297
Seattle	7	9	0	.438	241	327
San Diego	6	10	0	.375	266	290

### NATIONAL CONFERENCE

#### Eastern Division

	W	L	T	Pct.	Pts.	OP
N.Y. Giants	12	4	0	.750	348	252
Philadelphia*	11	5	0	.688	342	274
Washington	10	6	0	.625	386	308
Phoenix	5	11	0	.313	258	377
Dallas	1	15	0	.063	204	393

#### Central Division

	W	L	T	Pct.	Pts.	OP
Minnesota	10	6	0	.625	351	275
Green Bay	10	6	0	.625	362	356
Detroit	7	9	0	.438	312	364
Chicago	6	10	0	.375	358	377
Tampa Bay	5	11	0	.313	320	419

#### Western Division

	W	L	T	Pct.	Pts.	OP
San Francisco#	14	2	0	.875	442	253
L.A. Rams*	11	5	0	.688	426	344
New Orleans	9	7	0	.563	386	301
Atlanta	3	13	0	.188	279	437

\*Wild Card qualifier for playoffs; #Top playoff seed in conference  
 Indianapolis finished ahead of Miami based on better conference record (7-5 vs. Dolphins' 6-8). Houston finished ahead of Pittsburgh based on head-to-head sweep (2-0). The L.A. Rams did not play San Francisco in the divisional playoffs because, from 1970-1989, two teams from the same division could not meet prior to the conference championship game. Philadelphia was first Wild Card ahead of L.A. Rams based on better record against common opponents (7-3 to Rams' 5-4). Minnesota finished ahead of Green Bay based on better division record (6-2 vs. Packers' 5-3).

Wild Card playoff: Pittsburgh 26, HOUSTON 23 (OT)

Divisional playoffs: CLEVELAND 34, Buffalo 30;  
 DENVER 24, Pittsburgh 23

AFC Championship: DENVER 37, Cleveland 21

Wild Card playoff: L.A. Rams 21, PHILADELPHIA 7

Divisional playoffs: L.A. Rams 19, N.Y. GIANTS 13 (OT);  
 SAN FRANCISCO 41, Minnesota 13

NFC Championship: SAN FRANCISCO 30, L.A. Rams 3  
 Super Bowl XXIV: San Francisco (NFC) 55, Denver (AFC) 10  
 at Louisiana Superdome; New Orleans, La.

# PAST STANDINGS

## 1988

### AMERICAN CONFERENCE

#### Eastern Division

	W	L	T	Pct.	Pts.	OP
Buffalo	12	4	0	.750	329	237
Indianapolis	9	7	0	.563	354	315
New England	9	7	0	.563	250	284
N.Y. Jets	8	7	1	.531	372	354
Miami	6	10	0	.375	319	380

#### Central Division

	W	L	T	Pct.	Pts.	OP
Cincinnati#	12	4	0	.750	448	329
Cleveland*	10	6	0	.625	304	288
Houston*	10	6	0	.625	424	365
Pittsburgh	5	11	0	.313	336	421

#### Western Division

	W	L	T	Pct.	Pts.	OP
Seattle	9	7	0	.563	339	329
Denver	8	8	0	.500	327	352
L.A. Raiders	7	9	0	.438	325	369
San Diego	6	10	0	.375	231	332
Kansas City	4	11	1	.281	254	320

### NATIONAL CONFERENCE

#### Eastern Division

	W	L	T	Pct.	Pts.	OP
Philadelphia	10	6	0	.625	379	319
N.Y. Giants	10	6	0	.625	359	304
Washington	7	9	0	.438	345	387
Phoenix	7	9	0	.438	344	398
Dallas	3	13	0	.188	265	381

#### Central Division

	W	L	T	Pct.	Pts.	OP
Chicago#	12	4	0	.750	312	215
Minnesota*	11	5	0	.688	406	233
Tampa Bay	5	11	0	.313	261	350
Detroit	4	12	0	.250	220	313
Green Bay	4	12	0	.250	240	315

#### Western Division

	W	L	T	Pct.	Pts.	OP
San Francisco	10	6	0	.625	369	294
L.A. Rams*	10	6	0	.625	407	293
New Orleans	10	6	0	.625	312	283
Atlanta	5	11	0	.313	244	315

\*Wild Card qualifier for playoffs; #Top playoff seed in conference  
 Cincinnati was top playoff seed ahead of Buffalo based on head-to-head victory (1-0). Indianapolis finished ahead of New England based on better record against common opponents (7-5 to Patriots' 6-6). Cleveland finished ahead of Houston based on better division record (4-2 to Oilers' 3-3). Houston did not play Cincinnati, and Minnesota did not play Chicago in the divisional playoffs because, from 1970-1989, two teams from the same division could not meet prior to the conference championship game. Philadelphia finished first in NFC East based on head-to-head sweep of N.Y. Giants (2-0). Washington finished third in NFC East based on better division record (4-4) than Phoenix (3-5). Detroit finished fourth in NFC Central based on head-to-head sweep of Green Bay (2-0). San Francisco finished first in NFC West based on better head-to-head record (3-1) against L.A. Rams (2-2) and New Orleans (1-3). San Francisco finished with second playoff seed ahead of Philadelphia based on better record against common opponents (5-3 to Eagles' 5-4). L.A. Rams finished second in NFC West based on better division record (4-2) than New Orleans (3-3) and earned Wild-Card position based on better conference record (8-4) than N.Y. Giants (9-5) and New Orleans (6-6).

Wild Card playoff: Houston 24, CLEVELAND 23

Divisional playoffs: CINCINNATI 21, Seattle 13;

BUFFALO 17, Houston 10

AFC Championship: CINCINNATI 21, Buffalo 10

Wild Card playoff: MINNESOTA 28, L.A. Rams 17

Divisional playoffs: CHICAGO 20, Philadelphia 12;

SAN FRANCISCO 34, Minnesota 9

NFC Championship: San Francisco 28, CHICAGO 3

Super Bowl XXIII: San Francisco (NFC) 20, Cincinnati (AFC) 16

at Joe Robbie Stadium; Miami, Fla.

## 1987

### AMERICAN CONFERENCE

#### Eastern Division

	W	L	T	Pct.	Pts.	OP
Indianapolis	9	6	0	.600	300	238
New England	8	7	0	.533	320	293
Miami	8	7	0	.533	362	335
Buffalo	7	8	0	.467	270	305
N.Y. Jets	6	9	0	.400	334	360

#### Central Division

	W	L	T	Pct.	Pts.	OP
Cleveland	10	5	0	.667	390	239
Houston*	9	6	0	.600	345	349
Pittsburgh	8	7	0	.533	285	299
Cincinnati	4	11	0	.267	285	370

#### Western Division

	W	L	T	Pct.	Pts.	OP
Denver#	10	4	1	.700	379	288
Seattle*	9	6	0	.600	371	314
San Diego	8	7	0	.533	253	317
L.A. Raiders	5	10	0	.333	301	289
Kansas City	4	11	0	.267	273	388

### NATIONAL CONFERENCE

#### Eastern Division

	W	L	T	Pct.	Pts.	OP
Washington	11	4	0	.733	379	285
Dallas	7	8	0	.467	340	348
St. Louis	7	8	0	.467	362	368
Philadelphia	7	8	0	.467	337	380
N.Y. Giants	6	9	0	.400	280	312

#### Central Division

	W	L	T	Pct.	Pts.	OP
Chicago	11	4	0	.733	356	282
Minnesota*	8	7	0	.533	336	335
Green Bay	5	9	1	.367	255	300
Tampa Bay	4	11	0	.267	286	360
Detroit	4	11	0	.267	269	384

#### Western Division

	W	L	T	Pct.	Pts.	OP
San Francisco#	13	2	0	.867	459	253
New Orleans*	12	3	0	.800	422	283
L.A. Rams	6	9	0	.400	317	361
Atlanta	3	12	0	.200	205	436

\*Wild Card qualifier for playoffs; #Top playoff seed in conference  
 New England finished ahead of Miami based on head-to-head sweep (2-0). Houston was first Wild Card ahead of Seattle based on better conference record (7-4 to Seahawks' 5-6). Chicago was second playoff seed ahead of Washington based on better conference record (9-2 to Redskins' 9-3). Dallas finished ahead of St. Louis and Philadelphia based on better division record (4-4 to Cardinals' 3-5 and Eagles' 3-5). St. Louis finished ahead of Philadelphia based on better conference record (7-7 to Eagles' 4-7). Tampa Bay finished ahead of Detroit based on better division record (3-4 to Lions' 2-5).

Wild Card playoff: HOUSTON 23, Seattle 20 (OT)

Divisional playoffs: CLEVELAND 38, Indianapolis 10;

DENVER 34, Houston 10

AFC Championship: DENVER 38, Cleveland 33

Wild Card playoff: Minnesota 44, NEW ORLEANS 10

Divisional playoffs: Minnesota 36, SAN FRANCISCO 24;

Washington 21, CHICAGO 17

NFC Championship: WASHINGTON 17, Minnesota 10

Super Bowl XXII: Washington (NFC) 42, Denver (AFC) 10

at San Diego Jack Murphy Stadium; San Diego, Calif.

Note: 1987 regular season was reduced from 16 to 15 games for each team due to players' strike.

# PAST STANDINGS

## 1986

### AMERICAN CONFERENCE

#### Eastern Division

	W	L	T	Pct.	Pts.	OP
New England	11	5	0	.688	412	307
N.Y. Jets*	10	6	0	.625	364	386
Miami	8	8	0	.500	430	405
Buffalo	4	12	0	.250	287	348
Indianapolis	3	13	0	.188	229	400

#### Central Division

	W	L	T	Pct.	Pts.	OP
Cleveland#	12	4	0	.750	391	310
Cincinnati	10	6	0	.625	409	394
Pittsburgh	6	10	0	.375	307	336
Houston	5	11	0	.313	274	329

#### Western Division

	W	L	T	Pct.	Pts.	OP
Denver	11	5	0	.688	378	327
Kansas City*	10	6	0	.625	358	326
Seattle	10	6	0	.625	366	293
L.A. Raiders	8	8	0	.500	323	346
San Diego	4	12	0	.250	335	396

### NATIONAL CONFERENCE

#### Eastern Division

	W	L	T	Pct.	Pts.	OP
N.Y. Giants#	14	2	0	.875	371	236
Washington*	12	4	0	.750	368	296
Dallas	7	9	0	.438	346	337
Philadelphia	5	10	1	.344	256	312
St. Louis	4	11	1	.281	218	351

#### Central Division

	W	L	T	Pct.	Pts.	OP
Chicago	14	2	0	.875	352	187
Minnesota	9	7	0	.563	398	273
Detroit	5	11	0	.313	277	326
Green Bay	4	12	0	.250	254	418
Tampa Bay	2	14	0	.125	239	473

#### Western Division

	W	L	T	Pct.	Pts.	OP
San Francisco	10	5	1	.656	374	247
L.A. Rams*	10	6	0	.625	309	267
Atlanta	7	8	1	.469	280	280
New Orleans	7	9	0	.438	288	287

\*Wild Card qualifier for playoffs; #Top playoff seed in conference  
 Denver was second playoff seed ahead of New England based on head-to-head victory (1-0). N.Y. Jets were first Wild Card based on better conference record (8-4) than Kansas City (9-5), Seattle (7-5), and Cincinnati (7-5). Kansas City was second Wild Card based on better conference record (9-5) than Seattle (7-5) and Cincinnati (7-5). N.Y. Giants were top playoff seed based on better conference record than Chicago (11-1 to Bears' 10-2). Washington did not play the N.Y. Giants in the divisional playoffs because, from 1970-1989, two teams from the same division could not meet prior to the conference championship game.

Wild Card playoff: N.Y. JETS 35, Kansas City 15  
 Divisional playoffs: CLEVELAND 23, N.Y. Jets 20 (2 OT); DENVER 22, New England 17

AFC Championship: Denver 23, CLEVELAND 20 (OT)  
 Wild Card playoff: WASHINGTON 19, L.A. Rams 7  
 Divisional playoffs: Washington 27, CHICAGO 13  
 N.Y. GIANTS 49, San Francisco 3

NFC Championship: N.Y. GIANTS 17, Washington 0  
 Super Bowl XXI: N.Y. Giants (NFC) 39, Denver (AFC) 20 at Rose Bowl; Pasadena, Calif.

## 1985

### AMERICAN CONFERENCE

#### Eastern Division

	W	L	T	Pct.	Pts.	OP
Miami	12	4	0	.750	428	320
N.Y. Jets*	11	5	0	.688	393	264
New England*	11	5	0	.688	362	290
Indianapolis	5	11	0	.313	320	386
Buffalo	2	14	0	.125	200	381

#### Central Division

	W	L	T	Pct.	Pts.	OP
Cleveland	8	8	0	.500	287	294
Cincinnati	7	9	0	.438	441	437
Pittsburgh	7	9	0	.438	379	355
Houston	5	11	0	.313	284	412

#### Western Division

	W	L	T	Pct.	Pts.	OP
L.A. Raiders#	12	4	0	.750	354	308
Denver	11	5	0	.688	380	329
Seattle	8	8	0	.500	349	303
San Diego	8	8	0	.500	467	435
Kansas City	6	10	0	.375	317	360

### NATIONAL CONFERENCE

#### Eastern Division

	W	L	T	Pct.	Pts.	OP
Dallas	10	6	0	.625	357	333
N.Y. Giants*	10	6	0	.625	399	283
Washington	10	6	0	.625	297	312
Philadelphia	7	9	0	.438	286	310
St. Louis	5	11	0	.313	278	414

#### Central Division

	W	L	T	Pct.	Pts.	OP
Chicago#	15	1	0	.938	456	198
Green Bay	8	8	0	.500	337	355
Minnesota	7	9	0	.438	346	359
Detroit	7	9	0	.438	307	366
Tampa Bay	2	14	0	.125	294	448

#### Western Division

	W	L	T	Pct.	Pts.	OP
L.A. Rams	11	5	0	.688	340	277
San Francisco*	10	6	0	.625	411	263
New Orleans	5	11	0	.313	294	401
Atlanta	4	12	0	.250	282	452

\*Wild Card qualifier for playoffs; #Top playoff seed in conference  
 L.A. Raiders were top playoff seed ahead of Miami based on better record against common opponents (5-1 to 4-2). N.Y. Jets were first Wild Card based on better conference record (9-3) than New England (8-4) and Denver (8-4). New England was second Wild Card ahead of Denver based on better record against common opponents (4-2 to Broncos' 3-3). Cincinnati finished ahead of Pittsburgh based on head-to-head sweep (2-0). Seattle finished ahead of San Diego based on head-to-head sweep (2-0). Dallas finished ahead of N.Y. Giants and Washington based on better head-to-head record (4-0 to Giants' 1-3 and Redskins' 1-3). N.Y. Giants were first Wild Card based on better conference record (8-4) than San Francisco (7-5) and Washington (6-6). San Francisco was second Wild Card based on head-to-head victory over Washington (1-0). Minnesota finished ahead of Detroit based on better division record (3-5 to Lions' 2-6).

Wild Card playoff: New England 26, N.Y. JETS 14  
 Divisional playoffs: MIAMI 24, Cleveland 21;  
 New England 27, L.A. RAIDERS 20  
 AFC Championship: New England 31, MIAMI 14  
 Wild Card playoff: N.Y. GIANTS 17, San Francisco 3  
 Divisional playoffs: L.A. RAMS 20, Dallas 0;  
 CHICAGO 21, N.Y. Giants 0  
 NFC Championship: CHICAGO 24, L.A. Rams 0  
 Super Bowl XX: Chicago (NFC) 46, New England (AFC) 10 at Louisiana Superdome; New Orleans, La.

# PAST STANDINGS

## 1984

### AMERICAN CONFERENCE

#### Eastern Division

	W	L	T	Pct.	Pts.	OP
Miami#	14	2	0	.875	513	298
New England	9	7	0	.563	362	352
N.Y. Jets	7	9	0	.438	332	364
Indianapolis	4	12	0	.250	239	414
Buffalo	2	14	0	.125	250	454

#### Central Division

	W	L	T	Pct.	Pts.	OP
Pittsburgh	9	7	0	.563	387	310
Cincinnati	8	8	0	.500	339	339
Cleveland	5	11	0	.313	250	297
Houston	3	13	0	.188	240	437

#### Western Division

	W	L	T	Pct.	Pts.	OP
Denver	13	3	0	.813	353	241
Seattle*	12	4	0	.750	418	282
L.A. Raiders*	11	5	0	.688	368	278
Kansas City	8	8	0	.500	314	324
San Diego	7	9	0	.438	394	413

### NATIONAL CONFERENCE

#### Eastern Division

	W	L	T	Pct.	Pts.	OP
Washington	11	5	0	.688	426	310
N.Y. Giants*	9	7	0	.563	299	301
St. Louis	9	7	0	.563	423	345
Dallas	9	7	0	.563	308	308
Philadelphia	6	9	1	.406	278	320

#### Central Division

	W	L	T	Pct.	Pts.	OP
Chicago	10	6	0	.625	325	248
Green Bay	8	8	0	.500	390	309
Tampa Bay	6	10	0	.375	335	380
Detroit	4	11	1	.281	283	408
Minnesota	3	13	0	.188	276	484

#### Western Division

	W	L	T	Pct.	Pts.	OP
San Francisco#	15	1	0	.938	475	227
L.A. Rams*	10	6	0	.625	346	316
New Orleans	7	9	0	.438	298	361
Atlanta	4	12	0	.250	281	382

\*Wild Card qualifier for playoffs; #Top playoff seed in conference  
 N.Y. Giants finished ahead of St. Louis and Dallas based on best head-to-head record (3-1 to Cardinals' 2-2 and Cowboys' 1-3). St. Louis finished ahead of Dallas based on better division record (5-3 to Cowboys' 3-5).

Wild Card playoff: SEATTLE 13, L.A. Raiders 7

Divisional playoffs: MIAMI 31, Seattle 10;

Pittsburgh 24, DENVER 17

AFC Championship: MIAMI 45, Pittsburgh 28

Wild Card playoff: N.Y. Giants 16, L.A. RAMS 13

Divisional playoffs: SAN FRANCISCO 21, N.Y. Giants 10;

Chicago 23, WASHINGTON 19

NFC Championship: SAN FRANCISCO 23, Chicago 0

Super Bowl XIX: San Francisco (NFC) 38, Miami (AFC) 16  
 at Stanford Stadium; Stanford, Calif.

## 1983

### AMERICAN CONFERENCE

#### Eastern Division

	W	L	T	Pct.	Pts.	OP
Miami	12	4	0	.750	389	250
New England	8	8	0	.500	274	289
Buffalo	8	8	0	.500	283	351
Baltimore	7	9	0	.438	264	354
N.Y. Jets	7	9	0	.438	313	331

#### Central Division

	W	L	T	Pct.	Pts.	OP
Pittsburgh	10	6	0	.625	355	303
Cleveland	9	7	0	.563	356	342
Cincinnati	7	9	0	.438	346	302
Houston	2	14	0	.125	288	460

#### Western Division

	W	L	T	Pct.	Pts.	OP
L.A. Raiders#	12	4	0	.750	442	338
Seattle*	9	7	0	.563	403	397
Denver*	9	7	0	.563	302	327
San Diego	6	10	0	.375	358	462
Kansas City	6	10	0	.375	386	367

### NATIONAL CONFERENCE

#### Eastern Division

	W	L	T	Pct.	Pts.	OP
Washington#	14	2	0	.875	541	332
Dallas*	12	4	0	.750	479	360
St. Louis	8	7	1	.531	374	428
Philadelphia	5	11	0	.313	233	322
N.Y. Giants	3	12	1	.219	267	347

#### Central Division

	W	L	T	Pct.	Pts.	OP
Detroit	9	7	0	.563	347	286
Green Bay	8	8	0	.500	429	439
Chicago	8	8	0	.500	311	301
Minnesota	8	8	0	.500	316	348
Tampa Bay	2	14	0	.125	241	380

#### Western Division

	W	L	T	Pct.	Pts.	OP
San Francisco	10	6	0	.625	432	293
L.A. Rams*	9	7	0	.563	361	344
New Orleans	8	8	0	.500	319	337
Atlanta	7	9	0	.438	370	389

\*Wild Card qualifier for playoffs; #Top playoff seed in conference  
 L.A. Raiders were top playoff seed ahead of Miami based on head-to-head victory (1-0). Seattle was first Wild Card ahead of Denver based on better division record (5-3 to Broncos' 3-5) after Cleveland was eliminated from three-way tie based on losing head-to-head to both Seattle and Denver. Seattle did not play the L.A. Raiders in the divisional playoffs because, from 1970-1989, two teams from the same division could not meet prior to the conference championship game. New England finished ahead of Buffalo based on head-to-head sweep (2-0). Baltimore finished ahead of N.Y. Jets based on better conference record (5-9 to Jets' 4-8). San Diego finished ahead of Kansas City based on head-to-head sweep (2-0). Green Bay finished ahead of Chicago based on better record against common opponents (4-4 to Bears' 3-5) after Minnesota was eliminated from three-way tie based on conference record (Chicago 7-7 and Green Bay 6-6 to Vikings' 4-8).

Wild Card playoff: SEATTLE 31, Denver 7

Divisional playoffs: Seattle 27, MIAMI 20;

L.A. RAIDERS 38, Pittsburgh 10

AFC Championship: L.A. RAIDERS 30, Seattle 14

Wild Card playoff: L.A. Rams 24, DALLAS 17

Divisional playoffs: SAN FRANCISCO 24, Detroit 23;

WASHINGTON 51, L.A. Rams 7

NFC Championship: WASHINGTON 24, San Francisco 21

Super Bowl XVIII: L.A. Raiders (AFC) 38, Washington (NFC) 9  
 at Tampa Stadium; Tampa, Fla.

# PAST STANDINGS

## 1982

AMERICAN CONFERENCE						NATIONAL CONFERENCE							
	W	L	T	Pct.	OP		W	L	T	Pct.	OP		
L.A. Raiders#	8	1	0	.889	260	200	Washington#	8	1	0	.889	190	128
Miami	7	2	0	.778	198	131	Dallas	6	3	0	.667	226	145
Cincinnati	7	2	0	.778	232	177	Green Bay	5	3	1	.611	226	169
Pittsburgh	6	3	0	.667	204	146	Minnesota	5	4	0	.556	187	198
San Diego	6	3	0	.667	288	221	Atlanta	5	4	0	.556	183	199
N.Y. Jets	6	3	0	.667	245	166	St. Louis	5	4	0	.556	135	170
New England	5	4	0	.556	143	157	Tampa Bay	5	4	0	.556	158	178
Cleveland	4	5	0	.444	140	182	Detroit	4	5	0	.444	181	176
Buffalo	4	5	0	.444	150	154	New Orleans	4	5	0	.444	129	160
Seattle	4	5	0	.444	127	147	N.Y. Giants	4	5	0	.444	164	160
Kansas City	3	6	0	.333	176	184	San Francisco	3	6	0	.333	209	206
Denver	2	7	0	.222	148	226	Chicago	3	6	0	.333	141	174
Houston	1	8	0	.111	136	245	Philadelphia	3	6	0	.333	191	195
Baltimore	0	8	1	.056	113	236	L.A. Rams	2	7	0	.222	200	250

As the result of a 57-day players' strike, the 1982 NFL regular-season schedule was reduced from 16 weeks to nine. At the conclusion of the regular season, the NFL conducted a 16-team postseason Super Bowl Tournament. Eight teams from each conference were seeded 1-8 based on their records during the season.

### #Top playoff seed in conference

Miami finished ahead of Cincinnati based on better conference record (6-1 to Bengals' 6-2). Pittsburgh finished ahead of San Diego based on better record against common opponents (3-1 to Chargers' 2-1) after N.Y. Jets were eliminated from three-way tie based on conference record (Pittsburgh and San Diego 5-3 to Jets' 2-3). Cleveland finished ahead of Buffalo and Seattle based on better conference record (4-3 to Bills' 3-3 to Seahawks' 3-5). Buffalo finished ahead of Seattle based on better conference record (3-3 to Seahawks' 3-5). Minnesota (4-1), Atlanta (4-3), St. Louis (5-4), Tampa Bay (3-3) seeds were determined by best won-lost record in conference games. Detroit finished ahead of New Orleans and the N.Y. Giants based on best conference record (4-4 to Saints' 3-5 to Giants' 3-5). New Orleans finished ahead of N.Y. Giants based on better record against common opponents (1-3 to Giants' 0-4). San Francisco finished ahead of Chicago, and Chicago finished ahead of Philadelphia, based on conference record (49ers' 2-3 to Bears' 2-5 to Eagles' 1-5).

First round playoff: MIAMI 28, New England 13;

L.A. RAIDERS 27, Cleveland 10;

N.Y. Jets 44, CINCINNATI 17;

San Diego 31, PITTSBURGH 28

Second round playoff: N.Y. Jets 17, L.A. RAIDERS 14;

MIAMI 34, San Diego 13

AFC Championship: MIAMI 14, N.Y. Jets 0

First round playoff: WASHINGTON 31, Detroit 7;

GREEN BAY 41, St. Louis 16;

MINNESOTA 30, Atlanta 24;

DALLAS 30, Tampa Bay 17

Second round playoff: WASHINGTON 21, Minnesota 7;

DALLAS 37, Green Bay 26

NFC Championship: WASHINGTON 31, Dallas 17

Super Bowl XVII: Washington (NFC) 27, Miami (AFC) 17

at Rose Bowl; Pasadena, Calif.

## 1981

AMERICAN CONFERENCE						NATIONAL CONFERENCE							
Eastern Division						Eastern Division							
	W	L	T	Pct.	OP		W	L	T	Pct.	OP		
Miami	11	4	1	.719	345	275	Dallas	12	4	0	.750	367	277
N.Y. Jets*	10	5	1	.656	355	287	Philadelphia*	10	6	0	.625	368	221
Buffalo*	10	6	0	.625	311	276	N.Y. Giants*	9	7	0	.563	295	257
Baltimore	2	14	0	.125	259	533	Washington	8	8	0	.500	347	349
New England	2	14	0	.125	322	370	St. Louis	7	9	0	.438	315	408
Central Division						Central Division							
	W	L	T	Pct.	OP		W	L	T	Pct.	OP		
Cincinnati#	12	4	0	.750	421	304	Tampa Bay	9	7	0	.563	315	268
Pittsburgh	8	8	0	.500	356	297	Detroit	8	8	0	.500	397	322
Houston	7	9	0	.438	281	355	Green Bay	8	8	0	.500	324	361
Cleveland	5	11	0	.313	276	375	Minnesota	7	9	0	.438	325	369
Western Division						Western Division							
	W	L	T	Pct.	OP		W	L	T	Pct.	OP		
San Diego	10	6	0	.625	478	390	San Francisco#	13	3	0	.813	357	250
Denver	10	6	0	.625	321	289	Atlanta	7	9	0	.438	426	355
Kansas City	9	7	0	.563	343	290	Los Angeles	6	10	0	.375	303	351
Oakland	7	9	0	.438	273	343	New Orleans	4	12	0	.250	207	378
Seattle	6	10	0	.375	322	388							

\*Wild Card qualifier for playoffs; #Top playoff seed in conference  
 Baltimore finished ahead of New England based on head-to-head sweep (2-0). San Diego finished ahead of Denver based on better division record (6-2 to Broncos' 5-3). Buffalo was second Wild Card based on head-to-head victory over Denver (1-0). Detroit finished ahead of Green Bay based on better record against common opponents (4-4 to Packers' 3-5).

Wild Card playoff: Buffalo 31, N.Y. JETS 27

Divisional playoffs: San Diego 41, MIAMI 38 (OT);

CINCINNATI 28, Buffalo 21

AFC Championship: CINCINNATI 27, San Diego 7

Wild Card playoff: N.Y. Giants 27, PHILADELPHIA 21

Divisional playoffs: DALLAS 38, Tampa Bay 0;

SAN FRANCISCO 38, N.Y. Giants 24

NFC Championship: SAN FRANCISCO 28, Dallas 27

Super Bowl XVI: San Francisco (NFC) 26, Cincinnati (AFC) 21 at Silverdome; Pontiac, Mich.



# PAST STANDINGS

## 1980

### AMERICAN CONFERENCE

#### Eastern Division

	W	L	T	Pct.	Pts.	OP
Buffalo	11	5	0	.688	320	260
New England	10	6	0	.625	441	325
Miami	8	8	0	.500	266	305
Baltimore	7	9	0	.438	355	387
N.Y. Jets	4	12	0	.250	302	395

#### Central Division

	W	L	T	Pct.	Pts.	OP
Cleveland	11	5	0	.688	357	310
Houston*	11	5	0	.688	295	251
Pittsburgh	9	7	0	.563	352	313
Cincinnati	6	10	0	.375	244	312

#### Western Division

	W	L	T	Pct.	Pts.	OP
San Diego#	11	5	0	.688	418	327
Oakland*	11	5	0	.688	364	306
Kansas City	8	8	0	.500	319	336
Denver	8	8	0	.500	310	323
Seattle	4	12	0	.250	291	408

### NATIONAL CONFERENCE

#### Eastern Division

	W	L	T	Pct.	Pts.	OP
Philadelphia	12	4	0	.750	384	222
Dallas*	12	4	0	.750	454	311
Washington	6	10	0	.375	261	293
St. Louis	5	11	0	.313	299	350
N.Y. Giants	4	12	0	.250	249	425

#### Central Division

	W	L	T	Pct.	Pts.	OP
Minnesota	9	7	0	.563	317	308
Detroit	9	7	0	.563	334	272
Chicago	7	9	0	.438	304	264
Tampa Bay	5	10	1	.344	271	341
Green Bay	5	10	1	.344	231	371

#### Western Division

	W	L	T	Pct.	Pts.	OP
Atlanta#	12	4	0	.750	405	272
Los Angeles*	11	5	0	.688	424	289
San Francisco	6	10	0	.375	320	415
New Orleans	1	15	0	.063	291	487

\*Wild Card qualifier for playoffs; #Top playoff seed in conference

San Diego was top playoff seed based on better conference record than Cleveland and Buffalo (9-3 to Browns' 8-4 and Bills' 8-4).

Cleveland was second playoff seed based on better record against common opponents (5-2 to Bills' 5-3). Cleveland finished ahead of Houston based on better conference record (8-4 to Oilers' 7-5).

Oakland was first Wild Card based on better conference record than Houston (9-3 to Oilers' 7-5). San Diego finished ahead of Oakland based on better net points in division games (plus 60 net points to Raiders' plus 37). Oakland did not play San Diego in the divisional playoffs because, from 1970-1989, two teams from the same division could not meet prior to the conference championship game. Kansas City finished ahead of Denver based on head-to-head sweep (2-0). Atlanta was top playoff seed based on head-to-head victory over Philadelphia (1-0). Philadelphia finished ahead of Dallas based on better net points in division games (plus 84 net points to Cowboys' plus 50). Minnesota finished ahead of Detroit based on better conference record (8-4 to Lions' 9-5). Tampa Bay finished ahead of Green Bay based on better head-to-head record (1-0-1 to Packers' 0-1-1).

Wild Card playoff: OAKLAND 27, Houston 7

Divisional playoffs: SAN DIEGO 20, Buffalo 14;

Oakland 14, CLEVELAND 12

AFC Championship: OAKLAND 34, SAN DIEGO 27

Wild Card playoff: DALLAS 34, Los Angeles 13

Divisional playoffs: PHILADELPHIA 31, Minnesota 16;

Dallas 30, ATLANTA 27

NFC Championship: PHILADELPHIA 20, Dallas 7

Super Bowl XV: Oakland (AFC) 27, Philadelphia (NFC) 10

at Louisiana Superdome; New Orleans, La.

## 1979

### AMERICAN CONFERENCE

#### Eastern Division

	W	L	T	Pct.	Pts.	OP
Miami	10	6	0	.625	341	257
New England	9	7	0	.563	411	326
N.Y. Jets	8	8	0	.500	337	383
Buffalo	7	9	0	.438	268	279
Baltimore	5	11	0	.313	271	351

#### Central Division

	W	L	T	Pct.	Pts.	OP
Pittsburgh	12	4	0	.750	416	262
Houston*	11	5	0	.688	362	331
Cleveland	9	7	0	.563	359	352
Cincinnati	4	12	0	.250	337	421

#### Western Division

	W	L	T	Pct.	Pts.	OP
San Diego#	12	4	0	.750	411	246
Denver*	10	6	0	.625	289	262
Seattle	9	7	0	.563	378	372
Oakland	9	7	0	.563	365	337
Kansas City	7	9	0	.438	238	262

### NATIONAL CONFERENCE

#### Eastern Division

	W	L	T	Pct.	Pts.	OP
Dallas#	11	5	0	.688	371	313
Philadelphia*	11	5	0	.688	339	282
Washington	10	6	0	.625	348	295
N.Y. Giants	6	10	0	.375	237	323
St. Louis	5	11	0	.313	307	358

#### Central Division

	W	L	T	Pct.	Pts.	OP
Tampa Bay	10	6	0	.625	273	237
Chicago*	10	6	0	.625	306	249
Minnesota	7	9	0	.438	259	337
Green Bay	5	11	0	.313	246	316
Detroit	2	14	0	.125	219	365

#### Western Division

	W	L	T	Pct.	Pts.	OP
Los Angeles	9	7	0	.563	323	309
New Orleans	8	8	0	.500	370	360
Atlanta	6	10	0	.375	300	388
San Francisco	2	14	0	.125	308	416

\*Wild Card qualifier for playoffs; #Top playoff seed in conference

San Diego was top playoff seed based on head-to-head victory over

Pittsburgh (1-0). Seattle finished ahead of Oakland based on

head-to-head sweep (2-0). Dallas finished ahead of Philadelphia

based on better conference record (10-2 to Eagles' 9-3). Philadel-

phia did not play Dallas in the divisional playoffs because, from

1970-1989, two teams from the same division could not meet prior

to the conference championship game. Tampa Bay

finished ahead of Chicago based on a better division record

(6-2 to Bears' 5-3). Chicago was second Wild Card ahead of

Washington based on better net points in all games (57 to

Redskins' 53).

Wild Card playoff: HOUSTON 13, Denver 7

Divisional playoffs: Houston 17, SAN DIEGO 14;

PITTSBURGH 34, Miami 14

AFC Championship: PITTSBURGH 27, Houston 13

Wild Card playoff: PHILADELPHIA 27, Chicago 17

Divisional playoffs: TAMPA BAY 24, Philadelphia 17;

Los Angeles 21, DALLAS 19

NFC Championship: Los Angeles 9, TAMPA BAY 0

Super Bowl XIV: Pittsburgh (AFC) 31, Los Angeles (NFC) 19

at Rose Bowl; Pasadena, Calif.

# PAST STANDINGS

## 1978

### AMERICAN CONFERENCE

Eastern Division						
	W	L	T	Pct.	Pts.	OP
New England	11	5	0	.688	358	286
Miami*	11	5	0	.688	372	254
N.Y. Jets	8	8	0	.500	359	364
Buffalo	5	11	0	.313	302	354
Baltimore	5	11	0	.313	239	421

### Central Division

	W	L	T	Pct.	Pts.	OP
Pittsburgh#	14	2	0	.875	356	195
Houston*	10	6	0	.625	283	298
Cleveland	8	8	0	.500	334	356
Cincinnati	4	12	0	.250	252	284

### Western Division

	W	L	T	Pct.	Pts.	OP
Denver	10	6	0	.625	282	198
Oakland	9	7	0	.563	311	283
Seattle	9	7	0	.563	345	358
San Diego	9	7	0	.563	355	309
Kansas City	4	12	0	.250	243	327

### NATIONAL CONFERENCE

Eastern Division						
	W	L	T	Pct.	Pts.	OP
Dallas	12	4	0	.750	384	208
Philadelphia*	9	7	0	.563	270	250
Washington	8	8	0	.500	273	283
St. Louis	6	10	0	.375	248	296
N.Y. Giants	6	10	0	.375	264	298

### Central Division

	W	L	T	Pct.	Pts.	OP
Minnesota	8	7	1	.531	294	306
Green Bay	8	7	1	.531	249	269
Detroit	7	9	0	.438	290	300
Chicago	7	9	0	.438	253	274
Tampa Bay	5	11	0	.313	241	259

### Western Division

	W	L	T	Pct.	Pts.	OP
Los Angeles#	12	4	0	.750	316	245
Atlanta*	9	7	0	.563	240	290
New Orleans	7	9	0	.438	281	298
San Francisco	2	14	0	.125	219	350

\*Wild Card qualifier for playoffs; #Top playoff seed in conference  
 New England finished ahead of Miami based on better division record (6-2 to Dolphins' 5-3). Buffalo finished ahead of Baltimore based on head-to-head sweep (2-0). Oakland finished ahead of Seattle and San Diego based on better record against common opponents (6-2 to Seahawks' 5-3 and Chargers' 4-4). Atlanta was first Wild Card ahead of Philadelphia based on better record against common opponents (5-2 to Eagles' 5-3). Houston did not play Pittsburgh, and Atlanta did not play Los Angeles in the divisional playoffs because, from 1970-1989, two teams from the same division could not meet prior to the conference championship game. Los Angeles was top playoff seed based on head-to-head victory over Dallas (1-0). St. Louis finished ahead of N.Y. Giants based on better division record (3-5 to Giants' 2-6). Minnesota finished ahead of Green Bay based on better head-to-head record (1-0-1). Detroit finished ahead of Chicago based on better division record (4-4 to Bears' 3-5).

Wild Card playoff: Houston 17, MIAMI 9

Divisional playoffs: Houston 31, NEW ENGLAND 14; PITTSBURGH 33, Denver 10

AFC Championship: PITTSBURGH 34, Houston 5

Wild Card playoff: ATLANTA 14, Philadelphia 13

Divisional playoffs: DALLAS 27, Atlanta 20;

LOS ANGELES 34, Minnesota 10

NFC Championship: Dallas 28, LOS ANGELES 0

Super Bowl XIII: Pittsburgh (AFC) 35, Dallas (NFC) 31 at Orange Bowl; Miami, Fla.

## 1977

### AMERICAN CONFERENCE

Eastern Division						
	W	L	T	Pct.	Pts.	OP
Baltimore	10	4	0	.714	295	221
Miami	10	4	0	.714	313	197
New England	9	5	0	.643	278	217
N.Y. Jets	3	11	0	.214	191	300
Buffalo	3	11	0	.214	160	313

### Central Division

	W	L	T	Pct.	Pts.	OP
Pittsburgh	9	5	0	.643	283	243
Houston	8	6	0	.571	299	230
Cincinnati	8	6	0	.571	238	235
Cleveland	6	8	0	.429	269	267

### Western Division

	W	L	T	Pct.	Pts.	OP
Denver#	12	2	0	.857	274	148
Oakland*	11	3	0	.786	351	230
San Diego	7	7	0	.500	222	205
Seattle	5	9	0	.357	282	373
Kansas City	2	12	0	.143	225	349

### NATIONAL CONFERENCE

Eastern Division						
	W	L	T	Pct.	Pts.	OP
Dallas#	12	2	0	.857	345	212
Washington	9	5	0	.643	196	189
St. Louis	7	7	0	.500	272	287
Philadelphia	5	9	0	.357	220	207
N.Y. Giants	5	9	0	.357	181	265

### Central Division

	W	L	T	Pct.	Pts.	OP
Minnesota	9	5	0	.643	231	227
Chicago*	9	5	0	.643	255	253
Detroit	6	8	0	.429	183	252
Green Bay	4	10	0	.286	134	219
Tampa Bay	2	12	0	.143	103	223

### Western Division

	W	L	T	Pct.	Pts.	OP
Los Angeles	10	4	0	.714	302	146
Atlanta	7	7	0	.500	179	129
San Francisco	5	9	0	.357	220	260
New Orleans	3	11	0	.214	232	336

\*Wild Card qualifier for playoffs; #Top playoff seed in conference  
 Baltimore finished ahead of Miami based on better conference record (9-3 to Dolphins' 8-4). N.Y. Jets finished ahead of Buffalo based on better point-differential in head-to-head competition (1 point). Houston finished ahead of Cincinnati based on better point-differential in head-to-head competition (2 points). Oakland did not play Denver in the divisional playoffs because, from 1970-1989, two teams from the same division could not meet prior to the conference championship game. Minnesota finished ahead of Chicago based on better point-differential in head-to-head competition (3 points). Chicago won Wild Card ahead of Washington based on better net points in conference games (48 to Redskins' 4). Philadelphia finished ahead of N.Y. Giants based on head-to-head sweep (2-0).

Divisional playoffs: DENVER 34, Pittsburgh 21; Oakland 37, BALTIMORE 31 (OT)

AFC Championship: DENVER 20, Oakland 17

Divisional playoffs: DALLAS 37, Chicago 7;

Minnesota 14, LOS ANGELES 7

NFC Championship: DALLAS 23, Minnesota 6

Super Bowl XII: Dallas (NFC) 27, Denver (AFC) 10 at Louisiana Superdome; New Orleans, La.

**1976**

**AMERICAN CONFERENCE**

**Eastern Division**

	W	L	T	Pct.	Pts.	OP
Baltimore	11	3	0	.786	417	246
New England*	11	3	0	.786	376	236
Miami	6	8	0	.429	263	264
N.Y. Jets	3	11	0	.214	169	383
Buffalo	2	12	0	.143	245	363

**Central Division**

	W	L	T	Pct.	Pts.	OP
Pittsburgh	10	4	0	.714	342	138
Cincinnati	10	4	0	.714	335	210
Cleveland	9	5	0	.643	267	287
Houston	5	9	0	.357	222	273

**Western Division**

	W	L	T	Pct.	Pts.	OP
Oakland#	13	1	0	.929	350	237
Denver	9	5	0	.643	315	206
San Diego	6	8	0	.429	248	285
Kansas City	5	9	0	.357	290	376
Tampa Bay	0	14	0	.000	125	412

**NATIONAL CONFERENCE**

**Eastern Division**

	W	L	T	Pct.	Pts.	OP
Dallas	11	3	0	.786	296	194
Washington*	10	4	0	.714	291	217
St. Louis	10	4	0	.714	309	267
Philadelphia	4	10	0	.286	165	286
N.Y. Giants	3	11	0	.214	170	250

**Central Division**

	W	L	T	Pct.	Pts.	OP
Minnesota#	11	2	1	.821	305	176
Chicago	7	7	0	.500	253	216
Detroit	6	8	0	.429	262	220
Green Bay	5	9	0	.357	218	299

**Western Division**

	W	L	T	Pct.	Pts.	OP
Los Angeles	10	3	1	.750	351	190
San Francisco	8	6	0	.571	270	190
New Orleans	4	10	0	.286	253	346
Atlanta	4	10	0	.286	172	312
Seattle	2	12	0	.143	229	429

**1975**

**AMERICAN CONFERENCE**

**Eastern Division**

	W	L	T	Pct.	Pts.	OP
Baltimore	10	4	0	.714	395	269
Miami	10	4	0	.714	357	222
Buffalo	8	6	0	.571	420	355
N.Y. Jets	3	11	0	.214	258	433
New England	3	11	0	.214	258	358

**Central Division**

	W	L	T	Pct.	Pts.	OP
Pittsburgh#	12	2	0	.857	373	162
Cincinnati*	11	3	0	.786	340	246
Houston	10	4	0	.714	293	226
Cleveland	3	11	0	.214	218	372

**Western Division**

	W	L	T	Pct.	Pts.	OP
Oakland	11	3	0	.786	375	255
Denver	6	8	0	.429	254	307
Kansas City	5	9	0	.357	282	341
San Diego	2	12	0	.143	189	345

**NATIONAL CONFERENCE**

**Eastern Division**

	W	L	T	Pct.	Pts.	OP
St. Louis	11	3	0	.786	356	276
Dallas*	10	4	0	.714	350	288
Washington	8	6	0	.571	325	276
N.Y. Giants	5	9	0	.357	216	306
Philadelphia	4	10	0	.286	225	302

**Central Division**

	W	L	T	Pct.	Pts.	OP
Minnesota#	12	2	0	.857	377	180
Detroit	7	7	0	.500	245	262
Chicago	4	10	0	.286	191	379
Green Bay	4	10	0	.286	226	285

**Western Division**

	W	L	T	Pct.	Pts.	OP
Los Angeles	12	2	0	.857	312	135
San Francisco	5	9	0	.357	255	286
Atlanta	4	10	0	.286	240	289
New Orleans	2	12	0	.143	165	360

*\*Wild Card qualifier for playoffs; #Top playoff seed in conference  
 Baltimore finished ahead of New England based on better division record (7-1 to Patriots' 6-2). Pittsburgh finished ahead of Cincinnati based on head-to-head sweep (2-0). Washington finished ahead of St. Louis based on head-to-head sweep (2-0). New Orleans finished ahead of Atlanta based on better point-differential in head-to-head competition (27 points).*

Divisional playoffs: OAKLAND 24, New England 21; Pittsburgh 40, BALTIMORE 14

AFC Championship: OAKLAND 24, Pittsburgh 7

Divisional playoffs: MINNESOTA 35, Washington 20; Los Angeles 14, DALLAS 12

NFC Championship: MINNESOTA 24, Los Angeles 13

Super Bowl XI: Oakland (AFC) 32, Minnesota (NFC) 14 at Rose Bowl; Pasadena, Calif.

*\*Wild Card qualifier for playoffs; #Top playoff seed in conference  
 Baltimore finished ahead of Miami based on head-to-head sweep (2-0). Cincinnati did not play Pittsburgh in the divisional playoffs because, from 1970-1989, two teams from the same division could not meet prior to the conference championship game. N.Y. Jets finished ahead of New England based on head-to-head sweep (2-0). Minnesota was top playoff seed based on better Point Rating system than Los Angeles (3 to 6). Chicago finished ahead of Green Bay based on better division record (2-4 to Bears' 1-5).*

Divisional playoffs: PITTSBURGH 28, Baltimore 10; OAKLAND 31, Cincinnati 28

AFC Championship: PITTSBURGH 16, Oakland 10

Divisional playoffs: LOS ANGELES 35, St. Louis 23; Dallas 17, MINNESOTA 14

NFC Championship: Dallas 37, LOS ANGELES 7

Super Bowl X: Pittsburgh (AFC) 21, Dallas (NFC) 17 at Orange Bowl; Miami, Fla.

# PAST STANDINGS

## 1974

### AMERICAN CONFERENCE

#### Eastern Division

	W	L	T	Pct.	Pts.	OP
Miami	11	3	0	.786	327	216
Buffalo*	9	5	0	.643	264	244
N.Y. Jets	7	7	0	.500	279	300
New England	7	7	0	.500	348	289
Baltimore	2	12	0	.143	190	329

#### Central Division

	W	L	T	Pct.	Pts.	OP
Pittsburgh	10	3	1	.750	305	189
Houston	7	7	0	.500	236	282
Cincinnati	7	7	0	.500	283	259
Cleveland	4	10	0	.286	251	344

#### Western Division

	W	L	T	Pct.	Pts.	OP
Oakland	12	2	0	.857	355	228
Denver	7	6	1	.536	302	294
Kansas City	5	9	0	.357	233	293
San Diego	5	9	0	.357	212	285

\*Wild Card qualifier for playoffs

N.Y. Jets finished ahead of New England based on better conference record (5-6 to Patriots' 4-7). Houston finished ahead of Cincinnati based on head-to-head sweep (2-0). Kansas City finished ahead of San Diego based on better point-differential in head-to-head competition (3 points). St. Louis finished ahead of Washington based on head-to-head sweep (2-0).

Divisional playoffs: OAKLAND 28, Miami 26;

PITTSBURGH 32, Buffalo 14

AFC Championship: Pittsburgh 24, OAKLAND 13

Divisional playoffs: MINNESOTA 30, St. Louis 14;

LOS ANGELES 19, Washington 10

NFC Championship: MINNESOTA 14, Los Angeles 10

Super Bowl IX: Pittsburgh (AFC) 16, Minnesota (NFC) 6 at Tulane Stadium; New Orleans, La.

From 1933-74, sites for league/conference championship games alternated by division.

### NATIONAL CONFERENCE

#### Eastern Division

	W	L	T	Pct.	Pts.	OP
St. Louis	10	4	0	.714	285	218
Washington*	10	4	0	.714	320	196
Dallas	8	6	0	.571	297	235
Philadelphia	7	7	0	.500	242	217
N.Y. Giants	2	12	0	.143	195	299

#### Central Division

	W	L	T	Pct.	Pts.	OP
Minnesota	10	4	0	.714	310	195
Detroit	7	7	0	.500	256	270
Green Bay	6	8	0	.429	210	206
Chicago	4	10	0	.286	152	279

#### Western Division

	W	L	T	Pct.	Pts.	OP
Los Angeles	10	4	0	.714	263	181
San Francisco	6	8	0	.429	226	236
New Orleans	5	9	0	.357	166	263
Atlanta	3	11	0	.214	111	271

## 1973

### AMERICAN CONFERENCE

#### Eastern Division

	W	L	T	Pct.	Pts.	OP
Miami	12	2	0	.857	343	150
Buffalo	9	5	0	.643	259	230
New England	5	9	0	.357	258	300
N.Y. Jets	4	10	0	.286	240	306
Baltimore	4	10	0	.286	226	341

#### Central Division

	W	L	T	Pct.	Pts.	OP
Cincinnati	10	4	0	.714	286	231
Pittsburgh*	10	4	0	.714	347	210
Cleveland	7	5	2	.571	234	255
Houston	1	13	0	.071	199	447

#### Western Division

	W	L	T	Pct.	Pts.	OP
Oakland	9	4	1	.679	292	175
Kansas City	7	5	2	.571	231	192
Denver	7	5	2	.571	354	296
San Diego	2	11	1	.179	188	386

\*Wild Card qualifier for playoffs

Cincinnati finished ahead of Pittsburgh based on better conference record (8-3 to Steelers' 7-4). N.Y. Jets finished ahead of Baltimore based on head-to-head sweep (2-0). Kansas City finished ahead of Denver based on better division record (4-2 to Broncos' 3-2-1). Dallas finished ahead of Washington based on better point differential in head-to-head games (13 points). San Francisco finished ahead of New Orleans based on better division record (2-4 to Saints' 1-5).

Divisional playoffs: OAKLAND 33, Pittsburgh 14;

MIAMI 34, Cincinnati 16

AFC Championship: MIAMI 27, Oakland 10

Divisional playoffs: MINNESOTA 27, Washington 20;

DALLAS 27, Los Angeles 16

NFC Championship: Minnesota 27, DALLAS 10

Super Bowl VIII: Miami (AFC) 24, Minnesota (NFC) 7 at Rice Stadium; Houston, Texas

## 1972

### AMERICAN CONFERENCE

#### Eastern Division

	W	L	T	Pct.	Pts.	OP
Miami	14	0	0	1.000	385	171
N.Y. Jets	7	7	0	.500	367	324
Baltimore	5	9	0	.357	235	252
Buffalo	4	9	1	.321	257	377
New England	3	11	0	.214	192	446

#### Central Division

	W	L	T	Pct.	Pts.	OP
Pittsburgh	11	3	0	.786	343	175
Cleveland*	10	4	0	.714	268	249
Cincinnati	8	6	0	.571	299	229
Houston	1	13	0	.071	164	380

#### Western Division

	W	L	T	Pct.	Pts.	OP
Oakland	10	3	1	.750	365	248
Kansas City	8	6	0	.571	287	254
Denver	5	9	0	.357	325	350
San Diego	4	9	1	.321	264	344

### NATIONAL CONFERENCE

#### Eastern Division

	W	L	T	Pct.	Pts.	OP
Dallas	10	4	0	.714	382	203
Washington*	10	4	0	.714	325	198
Philadelphia	5	8	1	.393	310	393
St. Louis	4	9	1	.321	286	365
N.Y. Giants	2	11	1	.179	226	362

#### Central Division

	W	L	T	Pct.	Pts.	OP
Minnesota	12	2	0	.857	296	168
Detroit	6	7	1	.464	271	247
Green Bay	5	7	2	.429	202	259
Chicago	3	11	0	.214	195	334

#### Western Division

	W	L	T	Pct.	Pts.	OP
Los Angeles	12	2	0	.857	388	178
Atlanta	9	5	0	.643	318	224
San Francisco	5	9	0	.357	262	319
New Orleans	5	9	0	.357	163	312

\*Wild Card qualifier for playoffs

Dallas did not play Washington in the divisional playoffs because, from 1970-1989, two teams from the same division could not meet prior to the conference championship game.

Divisional playoffs: PITTSBURGH 13, Oakland 7;

MIAMI 20, Cleveland 14

AFC Championship: Miami 21, PITTSBURGH 17

Divisional playoffs: Dallas 30, SAN FRANCISCO 28;

WASHINGTON 16, Green Bay 3

NFC Championship: WASHINGTON 26, Dallas 3

Super Bowl VII: Miami (AFC) 14, Washington (NFC) 7 at Memorial Coliseum; Los Angeles, Calif.

**1971**

**AMERICAN CONFERENCE**

Eastern Division					
	W	L	T	Pct.	Pts.
Miami	10	3	1	.769	315 174
Baltimore*	10	4	0	.714	313 140
New England	6	8	0	.429	238 325
N.Y. Jets	6	8	0	.429	212 299
Buffalo	1	13	0	.071	184 394
Central Division					
	W	L	T	Pct.	Pts.
Cleveland	9	5	0	.643	285 273
Pittsburgh	6	8	0	.429	246 292
Houston	4	9	1	.308	251 330
Cincinnati	4	10	0	.286	284 265
Western Division					
	W	L	T	Pct.	Pts.
Kansas City	10	3	1	.769	302 208
Oakland	8	4	2	.667	344 278
San Diego	6	8	0	.429	311 341
Denver	4	9	1	.308	203 275

**NATIONAL CONFERENCE**

Eastern Division					
	W	L	T	Pct.	Pts.
Dallas	11	3	0	.786	406 222
Washington*	9	4	1	.692	276 190
Philadelphia	6	7	1	.462	221 302
St. Louis	4	9	1	.308	231 279
N.Y. Giants	4	10	0	.286	228 362
Central Division					
	W	L	T	Pct.	Pts.
Minnesota	11	3	0	.786	245 139
Detroit	7	6	1	.538	341 286
Chicago	6	8	0	.429	185 276
Green Bay	4	8	2	.333	274 298
Western Division					
	W	L	T	Pct.	Pts.
San Francisco	9	5	0	.643	300 216
Los Angeles	8	5	1	.615	313 260
Atlanta	7	6	1	.538	274 277
New Orleans	4	8	2	.333	286 347

\*Wild Card qualifier for playoffs  
 New England finished ahead of N.Y. Jets based on better point-differential in head-to-head competition (13 points).  
 Divisional playoffs: Miami 27, KANSAS CITY 24 (2 OT); Baltimore 20, CLEVELAND 3  
 AFC Championship: MIAMI 21, Baltimore 0  
 Divisional playoffs: Dallas 20, MINNESOTA 12; SAN FRANCISCO 24, Washington 20  
 NFC Championship: DALLAS 14, San Francisco 3  
 Super Bowl VI: Dallas (NFC) 24, Miami (AFC) 3 at Tulane Stadium; New Orleans, La.

From 1970-71, tie games were not included in winning percentage.

**1970**

**AMERICAN CONFERENCE**

Eastern Division					
	W	L	T	Pct.	Pts.
Baltimore	11	2	1	.846	321 234
Miami*	10	4	0	.714	297 228
N.Y. Jets	4	10	0	.286	255 286
Buffalo	3	10	1	.231	204 337
Boston Patriots	2	12	0	.143	149 361
Central Division					
	W	L	T	Pct.	Pts.
Cincinnati	8	6	0	.571	312 255
Cleveland	7	7	0	.500	286 265
Pittsburgh	5	9	0	.357	210 272
Houston	3	10	1	.231	217 352
Western Division					
	W	L	T	Pct.	Pts.
Oakland	8	4	2	.667	300 293
Kansas City	7	5	2	.583	272 244
San Diego	5	6	3	.455	282 278
Denver	5	8	1	.385	253 264

**NATIONAL CONFERENCE**

Eastern Division					
	W	L	T	Pct.	Pts.
Dallas	10	4	0	.714	299 221
N.Y. Giants	9	5	0	.643	301 270
St. Louis	8	5	1	.615	325 228
Washington	6	8	0	.429	297 314
Philadelphia	3	10	1	.231	241 332
Central Division					
	W	L	T	Pct.	Pts.
Minnesota	12	2	0	.857	335 143
Detroit*	10	4	0	.714	347 202
Green Bay	6	8	0	.429	196 293
Chicago	6	8	0	.429	256 261
Western Division					
	W	L	T	Pct.	Pts.
San Francisco	10	3	1	.769	352 267
Los Angeles	9	4	1	.692	325 202
Atlanta	4	8	2	.333	206 261
New Orleans	2	11	1	.154	172 347

\*Wild Card qualifier for playoffs  
 Miami did not play Baltimore, and Detroit did not play Minnesota, in the divisional playoffs because, from 1970-1989, two teams from the same division could not meet prior to the conference championship game. Green Bay finished ahead of Chicago based on better division record (2-4 to Bears' 1-5).  
 Divisional playoffs: BALTIMORE 17, Cincinnati 0; OAKLAND 21, Miami 14  
 AFC Championship: BALTIMORE 27, Oakland 17  
 Divisional playoffs: DALLAS 5, Detroit 0; San Francisco 17, MINNESOTA 14  
 NFC Championship: Dallas 17, SAN FRANCISCO 10  
 Super Bowl V: Baltimore (AFC) 16, Dallas (NFC) 13 at Orange Bowl; Miami, Fla.

**1969 NFL**

**EASTERN CONFERENCE**

Capitol Division					
	W	L	T	Pct.	Pts.
Dallas	11	2	1	.846	369 223
Washington	7	5	2	.583	307 319
New Orleans	5	9	0	.357	311 393
Philadelphia	4	9	1	.308	279 377
Century Division					
	W	L	T	Pct.	Pts.
Cleveland	10	3	1	.769	351 300
N.Y. Giants	6	8	0	.429	264 298
St. Louis	4	9	1	.308	314 389
Pittsburgh	1	13	0	.071	218 404

**WESTERN CONFERENCE**

Coastal Division					
	W	L	T	Pct.	Pts.
Los Angeles	11	3	0	.786	320 243
Baltimore	8	5	1	.615	279 268
Atlanta	6	8	0	.429	276 268
San Francisco	4	8	2	.333	277 319
Central Division					
	W	L	T	Pct.	Pts.
Minnesota	12	2	0	.857	379 133
Detroit	9	4	1	.692	259 188
Green Bay	8	6	0	.571	269 221
Chicago	1	13	0	.071	210 339

Conference championships: Cleveland 38, DALLAS 14; MINNESOTA 23, Los Angeles 20  
 NFL championship: MINNESOTA 27, Cleveland 7  
 Super Bowl IV: Kansas City (AFL) 23, Minnesota (NFL) 7, at Tulane Stadium, New Orleans, Louisiana

**1969 AFL**

**EASTERN DIVISION**

	W	L	T	Pct.	Pts.
N.Y. Jets	10	4	0	.714	353 269
Houston	6	6	2	.500	278 279
Boston Patriots	4	10	0	.286	266 316
Buffalo	4	10	0	.286	230 359
Miami	3	10	1	.231	233 332

**WESTERN DIVISION**

	W	L	T	Pct.	Pts.
Oakland	12	1	1	.923	377 242
Kansas City	11	3	0	.786	359 177
San Diego	8	6	0	.571	288 276
Denver	5	8	1	.385	297 344
Cincinnati	4	9	1	.308	280 367

Divisional playoffs: Kansas City 13, N.Y. JETS 6; OAKLAND 56, Houston 7  
 AFL championship: Kansas City 17, OAKLAND 7

**1968 NFL**

**EASTERN CONFERENCE**

Capitol Division					
	W	L	T	Pct.	Pts.
Dallas	12	2	0	.857	431 186
N.Y. Giants	7	7	0	.500	294 325
Washington	5	9	0	.357	249 358
Philadelphia	2	12	0	.143	202 351
Century Division					
	W	L	T	Pct.	Pts.
Cleveland	10	4	0	.714	394 273
St. Louis	9	4	1	.692	325 289
New Orleans	4	9	1	.308	246 327
Pittsburgh	2	11	1	.154	244 397

**WESTERN CONFERENCE**

Coastal Division					
	W	L	T	Pct.	Pts.
Baltimore	13	1	0	.929	402 144
Los Angeles	10	3	1	.769	312 200
San Francisco	7	6	1	.538	303 310
Atlanta	2	12	0	.143	170 389
Central Division					
	W	L	T	Pct.	Pts.
Minnesota	8	6	0	.571	282 242
Chicago	7	7	0	.500	250 333
Green Bay	6	7	1	.462	281 227
Detroit	4	8	2	.333	207 241

Conference championships: CLEVELAND 31, Dallas 20; BALTIMORE 24, Minnesota 14  
 NFL championship: Baltimore 34, CLEVELAND 0  
 Super Bowl III: N.Y. Jets (AFL) 16, Baltimore (NFL) 7, at Orange Bowl; Miami, Fla.

**1968 AFL**

**EASTERN DIVISION**

	W	L	T	Pct.	Pts.
N.Y. Jets	11	3	0	.786	419 280
Houston	7	7	0	.500	303 248
Miami	5	8	1	.385	276 355
Boston Patriots	4	10	0	.286	229 406
Buffalo	1	12	1	.077	199 367

**WESTERN DIVISION**

	W	L	T	Pct.	Pts.
Oakland	12	2	0	.857	453 233
Kansas City	12	2	0	.857	371 170
San Diego	9	5	0	.643	382 310
Denver	5	9	0	.357	255 404
Cincinnati	3	11	0	.214	215 329

Western Division playoff: OAKLAND 41, Kansas City 6  
 AFL championship: N.Y. JETS 27, Oakland 23

# PAST STANDINGS

## 1967 NFL

### EASTERN CONFERENCE

Capitol Division	W	L	T	Pct.	Pts.	OP
Dallas	9	5	0	.643	342	268
Philadelphia	6	7	1	.462	351	409
Washington	5	6	3	.455	347	353
New Orleans	3	11	0	.214	233	379
Century Division	W	L	T	Pct.	Pts.	OP
Cleveland	9	5	0	.643	334	297
N.Y. Giants	7	7	0	.500	369	379
St. Louis	6	7	1	.462	333	356
Pittsburgh	4	9	1	.308	281	320

### WESTERN CONFERENCE

Coastal Division	W	L	T	Pct.	Pts.	OP
Los Angeles	11	1	2	.917	398	196
Baltimore	11	1	2	.917	394	198
San Francisco	7	7	0	.500	273	337
Atlanta	1	12	1	.077	175	422
Central Division	W	L	T	Pct.	Pts.	OP
Green Bay	9	4	1	.692	332	209
Chicago	7	6	1	.538	239	218
Detroit	5	7	2	.417	260	259
Minnesota	3	8	3	.273	233	294

Los Angeles finished ahead of Baltimore based on better point differential in head-to-head games (net 24 points).

Conference championships: DALLAS 52, Cleveland 14; GREEN BAY 28, Los Angeles 7

NFL championship: GREEN BAY 21, Dallas 17

Super Bowl II: Green Bay (NFL) 33, Oakland (AFL) 14, at Orange Bowl; Miami, Fla.

## 1967 AFL

### EASTERN DIVISION

	W	L	T	Pct.	Pts.	OP
Houston	9	4	1	.692	258	199
N.Y. Jets	8	5	1	.615	371	329
Buffalo	4	10	0	.286	237	285
Miami	4	10	0	.286	219	407
Boston Patriots	3	10	1	.231	280	389

### WESTERN DIVISION

	W	L	T	Pct.	Pts.	OP
Oakland	13	1	0	.929	468	233
Kansas City	9	5	0	.643	408	254
San Diego	8	5	1	.615	360	352
Denver	3	11	0	.214	256	409

AFL championship: OAKLAND 40, Houston 7

## 1966 NFL

### EASTERN CONFERENCE

	W	L	T	Pct.	Pts.	OP
Dallas	10	3	1	.769	445	239
Cleveland	9	5	0	.643	403	259
Philadelphia	9	5	0	.643	326	340
St. Louis	8	5	1	.615	264	265
Washington	7	7	0	.500	351	355
Pittsburgh	5	8	1	.385	316	347
Atlanta	3	11	0	.214	204	437
N.Y. Giants	1	12	1	.077	263	501

### WESTERN CONFERENCE

	W	L	T	Pct.	Pts.	OP
Green Bay	12	2	0	.857	335	163
Baltimore	9	5	0	.643	314	226
Los Angeles	8	6	0	.571	289	212
San Francisco	6	6	2	.500	320	325
Chicago	5	7	2	.417	234	272
Detroit	4	9	1	.308	206	317
Minnesota	4	9	1	.308	292	304

NFL championship: Green Bay 34, DALLAS 27

Super Bowl I: Green Bay (NFL) 35, Kansas City (AFL) 10, at Memorial Coliseum; Los Angeles, Calif.

## 1966 AFL

### EASTERN DIVISION

	W	L	T	Pct.	Pts.	OP
Buffalo	9	4	1	.692	358	255
Boston Patriots	8	4	2	.667	315	283
N.Y. Jets	6	6	2	.500	322	312
Houston	3	11	0	.214	335	396
Miami	3	11	0	.214	213	362

### WESTERN DIVISION

	W	L	T	Pct.	Pts.	OP
Kansas City	11	2	1	.846	448	276
Oakland	8	5	1	.615	315	288
San Diego	7	6	1	.538	335	284
Denver	4	10	0	.286	196	381

AFL championship: Kansas City 31, BUFFALO 7

## 1965 NFL

### EASTERN CONFERENCE

	W	L	T	Pct.	Pts.	OP
Cleveland	11	3	0	.786	363	325
Dallas	7	7	0	.500	325	280
N.Y. Giants	7	7	0	.500	270	338
Washington	6	8	0	.429	257	301
Philadelphia	5	9	0	.357	363	359
St. Louis	5	9	0	.357	296	309
Pittsburgh	2	12	0	.143	202	397

### WESTERN CONFERENCE

	W	L	T	Pct.	Pts.	OP
Green Bay	10	3	1	.769	316	224
Baltimore	10	3	1	.769	389	284
Chicago	9	5	0	.643	409	275
San Francisco	7	6	1	.538	421	402
Minnesota	7	7	0	.500	383	403
Detroit	6	7	1	.462	257	295
Los Angeles	4	10	0	.286	269	328

Western Conference playoff: GREEN BAY 13, Baltimore 10 (OT)

NFL championship: GREEN BAY 23, Cleveland 12

## 1965 AFL

### EASTERN DIVISION

	W	L	T	Pct.	Pts.	OP
Buffalo	10	3	1	.769	313	226
N.Y. Jets	5	8	1	.385	285	303
Boston Patriots	4	8	2	.333	244	302
Houston	4	10	0	.286	298	429

### WESTERN DIVISION

	W	L	T	Pct.	Pts.	OP
San Diego	9	2	3	.818	340	227
Oakland	8	5	1	.615	298	239
Kansas City	7	5	2	.583	322	285
Denver	4	10	0	.286	303	392

AFL championship: Buffalo 23, SAN DIEGO 0

## 1964 NFL

### EASTERN CONFERENCE

	W	L	T	Pct.	Pts.	OP
Cleveland	10	3	1	.769	415	293
St. Louis	9	3	2	.750	357	331
Philadelphia	6	8	0	.429	312	313
Washington	6	8	0	.429	307	305
Dallas	5	8	1	.385	250	289
Pittsburgh	5	9	0	.357	253	315
N.Y. Giants	2	10	2	.167	241	399

### WESTERN CONFERENCE

	W	L	T	Pct.	Pts.	OP
Baltimore	12	2	0	.857	428	225
Green Bay	8	5	1	.615	342	245
Minnesota	8	5	1	.615	355	296
Detroit	7	5	2	.583	280	260
Los Angeles	5	7	2	.417	283	339
Chicago	5	9	0	.357	260	379
San Francisco	4	10	0	.286	236	330

NFL championship: CLEVELAND 27, Baltimore 0

## 1964 AFL

### EASTERN DIVISION

	W	L	T	Pct.	Pts.	OP
Buffalo	12	2	0	.857	400	242
Boston Patriots	10	3	1	.769	365	297
N.Y. Jets	5	8	1	.385	278	315
Houston	4	10	0	.286	310	355

### WESTERN DIVISION

	W	L	T	Pct.	Pts.	OP
San Diego	8	5	1	.615	341	300
Kansas City	7	7	0	.500	366	306
Oakland	5	7	2	.417	303	350
Denver	2	11	1	.154	240	438

AFL championship: BUFFALO 20, San Diego 7

## 1963 NFL

### EASTERN CONFERENCE

	W	L	T	Pct.	Pts.	OP
N.Y. Giants	11	3	0	.786	448	280
Cleveland	10	4	0	.714	343	262
St. Louis	9	5	0	.643	341	283
Pittsburgh	7	4	3	.636	321	295
Dallas	4	10	0	.286	305	378
Washington	3	11	0	.214	279	398
Philadelphia	2	10	2	.167	242	381

### WESTERN CONFERENCE

	W	L	T	Pct.	Pts.	OP
Chicago	11	1	2	.917	301	144
Green Bay	11	2	1	.846	369	206
Baltimore	8	6	0	.571	316	285
Detroit	5	8	1	.385	326	265
Minnesota	5	8	1	.385	309	390
Los Angeles	5	9	0	.357	210	350
San Francisco	2	12	0	.143	198	391

NFL championship: CHICAGO 14, N.Y. Giants 10

## 1963 AFL

### EASTERN DIVISION

	W	L	T	Pct.	Pts.	OP
Boston Patriots	7	6	1	.538	327	257
Buffalo	7	6	1	.538	304	291
Houston	6	8	0	.429	302	372
N.Y. Jets	5	8	1	.385	249	399

### WESTERN DIVISION

	W	L	T	Pct.	Pts.	OP
San Diego	11	3	0	.786	399	255
Oakland	10	4	0	.714	363	282
Kansas City	5	7	2	.417	347	263
Denver	2	11	1	.154	301	473

Eastern Division playoff: Boston 26, BUFFALO 8

AFL championship: SAN DIEGO 51, Boston 10

# PAST STANDINGS

## 1962 NFL

### EASTERN CONFERENCE

	W	L	T	Pct.	Pts.	OP
N.Y. Giants	12	2	0	.857	398	283
Pittsburgh	9	5	0	.643	312	363
Cleveland	7	6	1	.538	291	257
Washington	5	7	2	.417	305	376
Dallas Cowboys	5	8	1	.385	398	402
St. Louis	4	9	1	.308	287	361
Philadelphia	3	10	1	.231	282	356

### WESTERN CONFERENCE

	W	L	T	Pct.	Pts.	OP
Green Bay	13	1	0	.929	415	148
Detroit	11	3	0	.786	315	177
Chicago	9	5	0	.643	321	287
Baltimore	7	7	0	.500	293	288
San Francisco	6	8	0	.429	282	331
Minnesota	2	11	1	.154	254	410
Los Angeles	1	12	1	.077	220	334

NFL championship: Green Bay 16, N.Y. GIANTS 7

## 1962 AFL

### EASTERN DIVISION

	W	L	T	Pct.	Pts.	OP
Houston	11	3	0	.786	387	270
Boston Patriots	9	4	1	.692	346	295
Buffalo	7	6	1	.538	309	272
N.Y. Titans	5	9	0	.357	278	423

### WESTERN DIVISION

	W	L	T	Pct.	Pts.	OP
Dallas Texans	11	3	0	.786	389	233
Denver	7	7	0	.500	353	334
San Diego	4	10	0	.286	314	392
Oakland	1	13	0	.071	213	370

AFL championship: Dallas Texans 20, HOUSTON 17 (OT)

## 1961 NFL

### EASTERN CONFERENCE

	W	L	T	Pct.	Pts.	OP
N.Y. Giants	10	3	1	.769	368	220
Philadelphia	10	4	0	.714	361	297
Cleveland	8	5	1	.615	319	270
St. Louis	7	7	0	.500	279	267
Pittsburgh	6	8	0	.429	295	287
Dallas Cowboys	4	9	1	.308	236	380
Washington	1	12	1	.077	174	392

### WESTERN CONFERENCE

	W	L	T	Pct.	Pts.	OP
Green Bay	11	3	0	.786	391	223
Detroit	8	5	1	.615	270	258
Baltimore	8	6	0	.571	302	307
Chicago	8	6	0	.571	326	302
San Francisco	7	6	1	.538	346	272
Los Angeles	4	10	0	.286	263	333
Minnesota	3	11	0	.214	285	407

NFL championship: GREEN BAY 37, N.Y. Giants 0

## 1961 AFL

### EASTERN DIVISION

	W	L	T	Pct.	Pts.	OP
Houston	10	3	1	.769	513	242
Boston Patriots	9	4	1	.692	413	313
N.Y. Titans	7	7	0	.500	301	390
Buffalo	6	8	0	.429	294	342

### WESTERN DIVISION

	W	L	T	Pct.	Pts.	OP
San Diego	12	2	0	.857	396	219
Dallas Texans	6	8	0	.429	334	343
Denver	3	11	0	.214	251	432
Oakland	2	12	0	.143	237	458

AFL championship: Houston 10, SAN DIEGO 3

## 1960 NFL

### EASTERN CONFERENCE

	W	L	T	Pct.	Pts.	OP
Philadelphia	10	2	0	.833	321	246
Cleveland	8	3	1	.727	362	217
N.Y. Giants	6	4	2	.600	271	261
St. Louis	6	5	1	.545	288	230
Pittsburgh	5	6	1	.455	240	275
Washington	1	9	2	.100	178	309

### WESTERN CONFERENCE

	W	L	T	Pct.	Pts.	OP
Green Bay	8	4	0	.667	332	209
Detroit	7	5	0	.583	239	212
San Francisco	7	5	0	.583	208	205
Baltimore	6	6	0	.500	288	234
Chicago	5	6	1	.455	194	299
L.A. Rams	4	7	1	.364	265	297
Dallas Cowboys	0	11	1	.000	177	369

NFL championship: PHILADELPHIA 17, Green Bay 13

## 1960 AFL

### EASTERN CONFERENCE

	W	L	T	Pct.	Pts.	OP
Houston	10	4	0	.714	379	285
N.Y. Titans	7	7	0	.500	382	399
Buffalo	5	8	1	.385	296	303
Boston Patriots	5	9	0	.357	286	349

### WESTERN CONFERENCE

	W	L	T	Pct.	Pts.	OP
L.A. Chargers	10	4	0	.714	373	336
Dallas Texans	8	6	0	.571	362	253
Oakland	6	8	0	.429	319	388
Denver	4	9	1	.308	309	393

AFL championship: HOUSTON 24, L.A. Chargers 16

## 1959

### EASTERN CONFERENCE

	W	L	T	Pct.	Pts.	OP
N.Y. Giants	10	2	0	.833	284	170
Cleveland	7	5	0	.583	270	214
Philadelphia	7	5	0	.583	268	278
Pittsburgh	6	5	1	.545	257	216
Washington	3	9	0	.250	185	350
Chi. Cardinals	2	10	0	.167	234	324

### WESTERN CONFERENCE

	W	L	T	Pct.	Pts.	OP
Baltimore	9	3	0	.750	374	251
Chi. Bears	8	4	0	.667	252	196
Green Bay	7	5	0	.583	248	246
San Francisco	7	5	0	.583	255	237
Detroit	3	8	1	.273	203	275
Los Angeles	2	10	0	.167	242	315

NFL championship: BALTIMORE 31, N.Y. Giants 16

## 1958

### EASTERN CONFERENCE

	W	L	T	Pct.	Pts.	OP
N.Y. Giants	9	3	0	.750	246	183
Cleveland	9	3	0	.750	302	217
Pittsburgh	7	4	1	.636	261	230
Washington	4	7	1	.364	214	268
Chi. Cardinals	2	9	1	.182	261	356
Philadelphia	2	9	1	.182	235	306

### WESTERN CONFERENCE

	W	L	T	Pct.	Pts.	OP
Baltimore	9	3	0	.750	381	203
Chi. Bears	8	4	0	.667	298	230
Los Angeles	8	4	0	.667	344	278
San Francisco	6	6	0	.500	257	324
Detroit	4	7	1	.364	261	276
Green Bay	1	10	1	.091	193	382

Eastern Conference playoff: N.Y. GIANTS 10, Cleveland 0

NFL championship: Baltimore 23, N.Y. GIANTS 17 (OT)

## 1957

### EASTERN CONFERENCE

	W	L	T	Pct.	Pts.	OP
Cleveland	9	2	1	.818	269	172
N.Y. Giants	7	5	0	.583	254	211
Pittsburgh	6	6	0	.500	161	178
Washington	5	6	1	.455	251	230
Philadelphia	4	8	0	.333	173	230
Chi. Cardinals	3	9	0	.250	200	299

### WESTERN CONFERENCE

	W	L	T	Pct.	Pts.	OP
Detroit	8	4	0	.667	251	231
San Francisco	8	4	0	.667	260	264
Baltimore	7	5	0	.583	303	235
Los Angeles	6	6	0	.500	307	278
Chi. Bears	5	7	0	.417	203	211
Green Bay	3	9	0	.250	218	311

Western Conference playoff: Detroit 31, SAN FRANCISCO 27

NFL championship: DETROIT 59, Cleveland 14

## 1956

### EASTERN CONFERENCE

	W	L	T	Pct.	Pts.	OP
N.Y. Giants	8	3	1	.727	264	197
Chi. Cardinals	7	5	0	.583	240	182
Washington	6	6	0	.500	183	225
Cleveland	5	7	0	.417	167	177
Pittsburgh	5	7	0	.417	217	250
Philadelphia	3	8	1	.273	143	215

### WESTERN CONFERENCE

	W	L	T	Pct.	Pts.	OP
Chi. Bears	9	2	1	.818	363	246
Detroit	9	3	0	.750	300	188
San Francisco	5	6	1	.455	233	284
Baltimore	5	7	0	.417	270	322
Green Bay	4	8	0	.333	264	342
Los Angeles	4	8	0	.333	291	307

NFL championship: N.Y. GIANTS 47, Chi. Bears 7

## 1955

### EASTERN CONFERENCE

	W	L	T	Pct.	Pts.	OP
Cleveland	9	2	1	.818	349	218
Washington	8	4	0	.667	246	222
N.Y. Giants	6	5	1	.545	267	223
Chi. Cardinals	4	7	1	.364	224	252
Philadelphia	4	7	1	.364	248	231
Pittsburgh	4	8	0	.333	195	285

### WESTERN CONFERENCE

	W	L	T	Pct.	Pts.	OP
Los Angeles	8	3	1	.727	260	231
Chi. Bears	8	4	0	.667	294	251
Green Bay	6	6	0	.500	258	276
Baltimore	5	6	1	.455	214	239
San Francisco	4	8	0	.333	216	298
Detroit	3	9	0	.250	230	275

# PAST STANDINGS

## 1954

### EASTERN CONFERENCE

	W	L	T	Pct.	Pts.	OP
Cleveland	9	3	0	.750	336	162
Philadelphia	7	4	1	.636	284	230
N.Y. Giants	7	5	0	.583	293	184
Pittsburgh	5	7	0	.417	219	263
Washington	3	9	0	.250	207	432
Chi. Cardinals	2	10	0	.167	183	347

### WESTERN CONFERENCE

	W	L	T	Pct.	Pts.	OP
Detroit	9	2	1	.818	337	189
Chi. Bears	8	4	0	.667	301	279
San Francisco	7	4	1	.636	313	251
Los Angeles	6	5	1	.545	314	285
Green Bay	4	8	0	.333	234	251
Baltimore	3	9	0	.250	131	279

NFL championship: CLEVELAND 56, Detroit 10

## 1953

### EASTERN CONFERENCE

	W	L	T	Pct.	Pts.	OP
Cleveland	11	1	0	.917	348	162
Philadelphia	7	4	1	.636	352	215
Washington	6	5	1	.545	208	215
Pittsburgh	6	6	0	.500	211	263
N.Y. Giants	3	9	0	.250	179	277
Chi. Cardinals	1	10	1	.091	190	337

### WESTERN CONFERENCE

	W	L	T	Pct.	Pts.	OP
Detroit	10	2	0	.833	271	205
San Francisco	9	3	0	.750	372	237
Los Angeles	8	3	1	.727	366	236
Chi. Bears	3	8	1	.273	218	262
Baltimore	3	9	0	.250	182	350
Green Bay	2	9	1	.182	200	338

NFL championship: DETROIT 17, Cleveland 16

## 1952

### AMERICAN CONFERENCE

	W	L	T	Pct.	Pts.	OP
Cleveland	8	4	0	.667	310	213
N.Y. Giants	7	5	0	.583	234	231
Philadelphia	7	5	0	.583	252	271
Pittsburgh	5	7	0	.417	300	273
Chi. Cardinals	4	8	0	.333	172	221
Washington	4	8	0	.333	240	287

### NATIONAL CONFERENCE

	W	L	T	Pct.	Pts.	OP
Detroit	9	3	0	.750	344	192
Los Angeles	9	3	0	.750	349	234
San Francisco	7	5	0	.583	285	221
Green Bay	6	6	0	.500	295	312
Chi. Bears	5	7	0	.417	245	326
Dallas Texans	1	11	0	.083	182	427

National Conference playoff: DETROIT 31, Los Angeles 21

NFL championship: Detroit 17, CLEVELAND 7

## 1951

### AMERICAN CONFERENCE

	W	L	T	Pct.	Pts.	OP
Cleveland	11	1	0	.917	331	152
N.Y. Giants	9	2	1	.818	254	161
Washington	5	7	0	.417	183	296
Pittsburgh	4	7	1	.364	183	235
Philadelphia	4	8	0	.333	234	264
Chi. Cardinals	3	9	0	.250	210	287

### NATIONAL CONFERENCE

	W	L	T	Pct.	Pts.	OP
Los Angeles	8	4	0	.667	392	261
Detroit	7	4	1	.636	336	259
San Francisco	7	4	1	.636	255	205
Chi. Bears	7	5	0	.583	286	282
Green Bay	3	9	0	.250	254	375
N.Y. Yanks	1	9	2	.100	241	382

NFL championship: LOS ANGELES 24, Cleveland 17

## 1950

### AMERICAN CONFERENCE

	W	L	T	Pct.	Pts.	OP
Cleveland	10	2	0	.833	310	144
N.Y. Giants	10	2	0	.833	268	150
Philadelphia	6	6	0	.500	254	141
Pittsburgh	6	6	0	.500	180	195
Chi. Cardinals	5	7	0	.417	233	287
Washington	3	9	0	.250	232	326

### NATIONAL CONFERENCE

	W	L	T	Pct.	Pts.	OP
Los Angeles	9	3	0	.750	466	309
Chi. Bears	9	3	0	.750	279	207
N.Y. Yanks	7	5	0	.583	366	367
Detroit	6	6	0	.500	321	285
Green Bay	3	9	0	.250	244	406
San Francisco	3	9	0	.250	213	300
Baltimore	1	11	0	.083	213	462

American Conference playoff: CLEVELAND 8, N.Y. Giants 3

National Conference playoff: LOS ANGELES 24, Chi. Bears 14

NFL championship: CLEVELAND 30, Los Angeles 28

## 1949

### EASTERN DIVISION

	W	L	T	Pct.	Pts.	OP
Philadelphia	11	1	0	.917	364	134
Pittsburgh	6	5	1	.545	224	214
N.Y. Giants	6	6	0	.500	287	298
Washington	4	7	1	.364	268	339
N.Y. Bulldogs	1	10	1	.091	153	368

### WESTERN DIVISION

	W	L	T	Pct.	Pts.	OP
Los Angeles	8	2	2	.800	360	239
Chi. Bears	9	3	0	.750	332	218
Chi. Cardinals	6	5	1	.545	360	301
Detroit	4	8	0	.333	237	259
Green Bay	2	10	0	.167	114	329

NFL championship: Philadelphia 14, LOS ANGELES 0

## 1948

### EASTERN DIVISION

	W	L	T	Pct.	Pts.	OP
Philadelphia	9	2	1	.818	376	156
Washington	7	5	0	.583	291	287
N.Y. Giants	4	8	0	.333	297	288
Pittsburgh	4	8	0	.333	200	243
Boston	3	9	0	.250	174	372

### WESTERN DIVISION

	W	L	T	Pct.	Pts.	OP
Chi. Cardinals	11	1	0	.917	395	226
Chi. Bears	10	2	0	.833	375	151
Los Angeles	6	5	1	.545	327	269
Green Bay	3	9	0	.250	154	290
Detroit	2	10	0	.167	200	407

NFL championship: PHILADELPHIA 7, Chi. Cardinals 0

## 1947

### EASTERN DIVISION

	W	L	T	Pct.	Pts.	OP
Philadelphia	8	4	0	.667	308	242
Pittsburgh	8	4	0	.667	240	259
Boston	4	7	1	.364	168	256
Washington	4	8	0	.333	295	367
N.Y. Giants	2	8	2	.200	190	309

### WESTERN DIVISION

	W	L	T	Pct.	Pts.	OP
Chi. Cardinals	9	3	0	.750	306	231
Chi. Bears	8	4	0	.667	363	241
Green Bay	6	5	1	.545	274	210
Los Angeles	6	6	0	.500	259	214
Detroit	3	9	0	.250	231	305

Eastern Division playoff: Philadelphia 21, PITTSBURGH 0

NFL championship: CHI. CARDINALS 28, Philadelphia 21

## 1946

### EASTERN DIVISION

	W	L	T	Pct.	Pts.	OP
N.Y. Giants	7	3	1	.700	236	162
Philadelphia	6	5	0	.545	231	220
Washington	5	5	1	.500	171	191
Pittsburgh	5	5	1	.500	136	117
Boston	2	8	1	.200	189	273

### WESTERN DIVISION

	W	L	T	Pct.	Pts.	OP
Chi. Bears	8	2	1	.800	289	193
Los Angeles	6	4	1	.600	277	257
Green Bay	6	5	0	.545	148	158
Chi. Cardinals	6	5	0	.545	260	198
Detroit	1	10	0	.091	142	310

NFL championship: Chi. Bears 24, N.Y. GIANTS 14

## 1945

### EASTERN DIVISION

	W	L	T	Pct.	Pts.	OP
Washington	8	2	0	.800	209	121
Philadelphia	7	3	0	.700	272	133
N.Y. Giants	3	6	1	.333	179	198
Boston	3	6	1	.333	123	211
Pittsburgh	2	8	0	.200	79	220

### WESTERN DIVISION

	W	L	T	Pct.	Pts.	OP
Cleveland	9	1	0	.900	244	136
Detroit	7	3	0	.700	195	194
Green Bay	6	4	0	.600	258	173
Chi. Bears	3	7	0	.300	192	235
Chi. Cardinals	1	9	0	.100	98	228

NFL championship: CLEVELAND 15, Washington 14

## 1944

### EASTERN DIVISION

	W	L	T	Pct.	Pts.	OP
N.Y. Giants	8	1	1	.889	206	75
Philadelphia	7	1	2	.875	267	131
Washington	6	3	1	.667	169	180
Boston	2	8	0	.200	82	233
Brooklyn	0	10	0	.000	69	166

### WESTERN DIVISION

	W	L	T	Pct.	Pts.	OP
Green Bay	8	2	0	.800	238	141
Chi. Bears	6	3	1	.667	258	172
Detroit	6	3	1	.667	216	151
Cleveland	4	6	0	.400	188	224
Card-Pitt	0	10	0	.000	108	328

NFL championship: Green Bay 14, N.Y. GIANTS 7



# PAST STANDINGS

## 1943

### EASTERN DIVISION

	W	L	T	Pct.	Pts.	OP
Washington	6	3	1	.667	229	137
N.Y. Giants	6	3	1	.667	197	170
Phil-Pitt	5	4	1	.556	225	230
Brooklyn	2	8	0	.200	65	234

### WESTERN DIVISION

	W	L	T	Pct.	Pts.	OP
Chi. Bears	8	1	1	.889	303	157
Green Bay	7	2	1	.778	264	172
Detroit	3	6	1	.333	178	218
Chi. Cardinals	0	10	0	.000	95	238

Eastern Division playoff: Washington 28, N.Y. GIANTS 0  
NFL championship: CHI. BEARS 41, Washington 21

## 1942

### EASTERN DIVISION

	W	L	T	Pct.	Pts.	OP
Washington	10	1	0	.909	227	102
Pittsburgh	7	4	0	.636	167	119
N.Y. Giants	5	5	1	.500	155	139
Brooklyn	3	8	0	.273	100	168
Philadelphia	2	9	0	.182	134	239

### WESTERN DIVISION

	W	L	T	Pct.	Pts.	OP
Chi. Bears	11	0	0	1.000	376	84
Green Bay	8	2	1	.800	300	215
Cleveland	5	6	0	.455	150	207
Chi. Cardinals	3	8	0	.273	98	209
Detroit	0	11	0	.000	38	263

NFL championship: WASHINGTON 14, Chi. Bears 6

## 1941

### EASTERN DIVISION

	W	L	T	Pct.	Pts.	OP
N.Y. Giants	8	3	0	.727	238	114
Brooklyn	7	4	0	.636	158	127
Washington	6	5	0	.545	176	174
Philadelphia	2	8	1	.200	119	218
Pittsburgh	1	9	1	.100	103	276

### WESTERN DIVISION

	W	L	T	Pct.	Pts.	OP
Chi. Bears	10	1	0	.909	396	147
Green Bay	10	1	0	.909	258	120
Detroit	4	6	1	.400	121	195
Chi. Cardinals	3	7	1	.300	127	197
Cleveland	2	9	0	.182	116	244

Western Division playoff: CHI. BEARS 33, Green Bay 14  
NFL championship: CHI. BEARS 37, N.Y. Giants 9

## 1940

### EASTERN DIVISION

	W	L	T	Pct.	Pts.	OP
Washington	9	2	0	.818	245	142
Brooklyn	8	3	0	.727	186	120
N.Y. Giants	6	4	1	.600	131	133
Pittsburgh	2	7	2	.222	60	178
Philadelphia	1	10	0	.091	111	211

### WESTERN DIVISION

	W	L	T	Pct.	Pts.	OP
Chi. Bears	8	3	0	.727	238	152
Green Bay	6	4	1	.600	238	155
Detroit	5	5	1	.500	138	153
Cleveland	4	6	1	.400	171	191
Chi. Cardinals	2	7	2	.222	139	222

NFL championship: Chi. Bears 73, WASHINGTON 0

## 1939

### EASTERN DIVISION

	W	L	T	Pct.	Pts.	OP
N.Y. Giants	9	1	1	.900	168	85
Washington	8	2	1	.800	242	94
Brooklyn	4	6	1	.400	108	219
Philadelphia	1	9	1	.100	105	200
Pittsburgh	1	9	1	.100	114	216

### WESTERN DIVISION

	W	L	T	Pct.	Pts.	OP
Green Bay	9	2	0	.818	233	153
Chi. Bears	8	3	0	.727	298	157
Detroit	6	5	0	.545	145	150
Cleveland	5	5	1	.500	195	164
Chi. Cardinals	1	10	0	.091	84	254

NFL championship: GREEN BAY 27, N.Y. Giants 0

## 1938

### EASTERN DIVISION

	W	L	T	Pct.	Pts.	OP
N.Y. Giants	8	2	1	.800	194	79
Washington	6	3	2	.667	148	154
Brooklyn	4	4	3	.500	131	161
Philadelphia	5	6	0	.455	154	164
Pittsburgh	2	9	0	.182	79	169

### WESTERN DIVISION

	W	L	T	Pct.	Pts.	OP
Green Bay	8	3	0	.727	223	118
Detroit	7	4	0	.636	119	108
Chi. Bears	6	5	0	.545	194	148
Cleveland	4	7	0	.364	131	215
Chi. Cardinals	2	9	0	.182	111	168

NFL championship: N.Y. GIANTS 23, Green Bay 17

## 1937

### EASTERN DIVISION

	W	L	T	Pct.	Pts.	OP
Washington	8	3	0	.727	195	120
N.Y. Giants	6	3	2	.667	128	109
Pittsburgh	4	7	0	.364	122	145
Brooklyn	3	7	1	.300	82	174
Philadelphia	2	8	1	.200	86	177

### WESTERN DIVISION

	W	L	T	Pct.	Pts.	OP
Chi. Bears	9	1	1	.900	201	100
Green Bay	7	4	0	.636	220	122
Detroit	7	4	0	.636	180	105
Chi. Cardinals	5	5	1	.500	135	165
Cleveland	1	10	0	.091	75	207

NFL championship: Washington 28, CHI. BEARS 21

## 1936

### EASTERN DIVISION

	W	L	T	Pct.	Pts.	OP
Boston	7	5	0	.583	149	110
Pittsburgh	6	6	0	.500	98	187
N.Y. Giants	5	6	1	.455	115	163
Brooklyn	3	8	1	.273	92	161
Philadelphia	1	11	0	.083	51	206

### WESTERN DIVISION

	W	L	T	Pct.	Pts.	OP
Green Bay	10	1	1	.909	248	118
Chi. Bears	9	3	0	.750	222	94
Detroit	8	4	0	.667	235	102
Chi. Cardinals	3	8	1	.273	74	143

NFL championship: Green Bay 21, Boston 6;  
at Polo Grounds, New York, N.Y.

## 1935

### EASTERN DIVISION

	W	L	T	Pct.	Pts.	OP
N.Y. Giants	9	3	0	.750	180	96
Brooklyn	5	6	1	.455	90	141
Pittsburgh	4	8	0	.333	100	209
Boston	2	8	1	.200	65	123
Philadelphia	2	9	0	.182	60	179

### WESTERN DIVISION

	W	L	T	Pct.	Pts.	OP
Detroit	7	3	2	.700	191	111
Green Bay	8	4	0	.667	181	96
Chi. Bears	6	4	2	.600	192	106
Chi. Cardinals	6	4	2	.600	99	97

NFL championship: DETROIT 26, N.Y. Giants 7

*One game between Boston and Philadelphia was cancelled.*

## 1934

### EASTERN DIVISION

	W	L	T	Pct.	Pts.	OP
N.Y. Giants	8	5	0	.615	147	107
Boston	6	6	0	.500	107	94
Brooklyn	4	7	0	.364	61	153
Philadelphia	4	7	0	.364	127	85
Pittsburgh	2	10	0	.167	51	206

### WESTERN DIVISION

	W	L	T	Pct.	Pts.	OP
Chi. Bears	13	0	0	1.000	286	86
Detroit	10	3	0	.769	238	59
Green Bay	7	6	0	.538	156	112
Chi. Cardinals	5	6	0	.455	80	84
St. Louis	1	2	0	.333	27	61
Cincinnati	0	8	0	.000	10	243

NFL championship: N.Y. GIANTS 30, Chi. Bears 13

## 1933

### EASTERN DIVISION

	W	L	T	Pct.	Pts.	OP
N.Y. Giants	11	3	0	.786	244	101
Brooklyn	5	4	1	.556	93	54
Boston	5	5	2	.500	103	97
Philadelphia	3	5	1	.375	77	158
Pittsburgh	3	6	2	.333	67	208

### WESTERN DIVISION

	W	L	T	Pct.	Pts.	OP
Chi. Bears	10	2	1	.833	133	82
Portsmouth	6	5	0	.545	128	87
Green Bay	5	7	1	.417	170	107
Cincinnati	3	6	1	.333	38	110
Chi. Cardinals	1	9	1	.100	52	101

NFL championship: CHI. BEARS 23, N.Y. Giants 21

# PAST STANDINGS

## 1932

	W	L	T	Pct.
Chicago Bears	7	1	6	.875
Green Bay Packers	10	3	1	.769
Portsmouth Spartans	6	2	4	.750
Boston Braves	4	4	2	.500
New York Giants	4	6	2	.400
Brooklyn Dodgers	3	9	0	.250
Chicago Cardinals	2	6	2	.250
Staten Island Stapletons	2	7	3	.222

*Chicago Bears and Portsmouth Spartans finished regularly scheduled games tied for first place. Bears won playoff game, 9-0, which counted in standings.*

## 1931

	W	L	T	Pct.
Green Bay Packers	12	2	0	.857
Portsmouth Spartans	11	3	0	.786
Chicago Bears	8	5	0	.615
Chicago Cardinals	5	4	0	.556
New York Giants	7	6	1	.538
Providence Steam Roller	4	4	3	.500
Staten Island Stapletons	4	6	1	.400
Cleveland Indians	2	8	0	.200
Brooklyn Dodgers	2	12	0	.143
Frankford Yellow Jackets	1	6	1	.143

## 1930

	W	L	T	Pct.
Green Bay Packers	10	3	1	.769
New York Giants	13	4	0	.765
Chicago Bears	9	4	1	.692
Brooklyn Dodgers	7	4	1	.636
Providence Steam Roller	6	4	1	.600
Staten Island Stapletons	5	5	2	.500
Chicago Cardinals	5	6	2	.455
Portsmouth Spartans	5	6	3	.455
Frankford Yellow Jackets	4	13	1	.222
Minneapolis Red Jackets	1	7	1	.125
Newark Tomatoes	1	10	1	.091

## 1929

	W	L	T	Pct.
Green Bay Packers	12	0	1	1.000
New York Giants	13	1	1	.929
Frankford Yellow Jackets	10	4	5	.714
Chicago Cardinals	6	6	1	.500
Boston Bulldogs	4	4	0	.500
Staten Island Stapletons	3	4	3	.429
Providence Steam Roller	4	6	2	.400
Orange Tomatoes	3	5	4	.375
Chicago Bears	4	9	2	.308
Buffalo Bisons	1	7	1	.125
Minneapolis Red Jackets	1	9	0	.100
Dayton Triangles	0	6	0	.000

## 1928

	W	L	T	Pct.
Providence Steam Roller	8	1	2	.889
Frankford Yellow Jackets	11	3	2	.786
Detroit Wolverines	7	2	1	.778
Green Bay Packers	6	4	3	.600
Chicago Bears	7	5	1	.583
New York Giants	4	7	2	.364
New York Yankees	4	8	1	.333
Pottsville Maroons	2	8	0	.200
Chicago Cardinals	1	5	0	.167
Dayton Triangles	0	7	0	.000

## 1927

	W	L	T	Pct.
New York Giants	11	1	1	.917
Green Bay Packers	7	2	1	.778
Chicago Bears	9	3	2	.750
Cleveland Bulldogs	8	4	1	.667
Providence Steam Roller	8	5	1	.615
New York Yankees	7	8	1	.467
Frankford Yellow Jackets	6	9	3	.400
Pottsville Maroons	5	8	0	.385
Chicago Cardinals	3	7	1	.300
Dayton Triangles	1	6	1	.143
Duluth Eskimos	1	8	0	.111
Buffalo Bisons	0	5	0	.000

## 1926

	W	L	T	Pct.
Frankford Yellow Jackets	14	1	2	.933
Chicago Bears	12	1	3	.923
Pottsville Maroons	10	2	2	.833
Kansas City Cowboys	8	3	0	.727
Green Bay Packers	7	3	3	.700
Los Angeles Buccaneers	6	3	1	.667
New York Giants	8	4	1	.667
Duluth Eskimos	6	5	3	.545
Buffalo Rangers	4	4	2	.500
Chicago Cardinals	5	6	1	.455
Providence Steam Roller	5	7	1	.417
Detroit Panthers	4	6	2	.400
Hartford Blues	3	7	0	.300
Brooklyn Lions	3	8	0	.273
Milwaukee Badgers	2	7	0	.222
Akron Indians	1	4	3	.200
Dayton Triangles	1	4	1	.200
Racine Tornadoes	1	4	0	.200
Columbus Tigers	1	6	0	.143
Canton Bulldogs	1	9	3	.100
Hammond Pros	0	4	0	.000
Louisville Colonels	0	4	0	.000

## 1925

	W	L	T	Pct.
Chicago Cardinals	11	2	1	.846
Pottsville Maroons	10	2	0	.833
Detroit Panthers	8	2	2	.800
New York Giants	8	4	0	.667
Akron Indians	4	2	2	.667
Frankford Yellow Jackets	13	7	0	.650
Chicago Bears	9	5	3	.643
Rock Island Independents	5	3	3	.625
Green Bay Packers	8	5	0	.615
Providence Steam Roller	6	5	1	.545
Canton Bulldogs	4	4	0	.500
Cleveland Bulldogs	5	8	1	.385
Kansas City Cowboys	2	5	1	.286
Hammond Pros	1	4	0	.200
Buffalo Bisons	1	6	2	.143
Duluth Kelleys	0	3	0	.000
Rochester Jeffersons	0	6	1	.000
Milwaukee Badgers	0	6	0	.000
Dayton Triangles	0	7	1	.000
Columbus Tigers	0	9	0	.000

## 1924

	W	L	T	Pct.
Cleveland Bulldogs	7	1	1	.875
Chicago Bears	6	1	4	.857
Frankford Yellow Jackets	11	2	1	.846
Duluth Kelleys	5	1	0	.833
Rock Island Independents	5	2	2	.714
Green Bay Packers	7	4	0	.636
Racine Legion	4	3	3	.571
Chicago Cardinals	5	4	1	.556
Buffalo Bisons	6	5	0	.545
Columbus Tigers	4	4	0	.500
Hammond Pros	2	2	1	.500
Milwaukee Badgers	5	8	0	.385
Akron Indians	2	6	0	.250
Dayton Triangles	2	6	0	.250
Kansas City Blues	2	7	0	.222
Kenosha Maroons	0	4	1	.000
Minneapolis Marines	0	6	0	.000
Rochester Jeffersons	0	7	0	.000

## 1923

	W	L	T	Pct.
Canton Bulldogs	11	0	1	1.000
Chicago Bears	9	2	1	.818
Green Bay Packers	7	2	1	.778
Milwaukee Badgers	7	2	3	.778
Cleveland Indians	3	1	3	.750
Chicago Cardinals	8	4	0	.667
Duluth Kelleys	4	3	0	.571
Buffalo All-Americans	5	4	3	.556
Columbus Tigers	5	4	1	.556
Racine Legion	4	4	2	.500
Toledo Maroons	3	3	2	.500
Rock Island Independents	2	3	3	.400
Minneapolis Marines	2	5	2	.286
St. Louis All-Stars	1	4	2	.200
Hammond Pros	1	5	1	.167
Dayton Triangles	1	6	1	.143
Akron Indians	1	6	0	.143
Oorang Indians	1	10	0	.091
Louisville Brecks	0	3	0	.000
Rochester Jeffersons	0	4	0	.000

## 1922

	W	L	T	Pct.
Canton Bulldogs	10	0	2	1.000
Chicago Bears	9	3	0	.750
Chicago Cardinals	8	3	0	.727
Toledo Maroons	5	2	2	.714
Rock Island Independents	4	2	1	.667
Racine Legion	6	4	1	.600
Dayton Triangles	4	3	1	.571
Green Bay Packers	4	3	3	.571
Buffalo All-Americans	5	4	1	.556
Akron Pros	3	5	2	.375
Milwaukee Badgers	2	4	3	.333
Oorang Indians	3	6	0	.333
Minneapolis Marines	1	3	0	.250
Louisville Brecks	1	3	0	.250
Evansville Crimson Giants	0	3	0	.000
Rochester Jeffersons	0	4	1	.000
Hammond Pros	0	5	1	.000
Columbus Panhandles	0	8	0	.000

## 1921

	W	L	T	Pct.
Chicago Staleys	9	1	1	.900
Buffalo All-Americans	9	1	2	.900
Akron Pros	8	3	1	.727
Canton Bulldogs	5	2	3	.714
Rock Island Independents	4	2	1	.667
Evansville Crimson Giants	3	2	0	.600
Green Bay Packers	3	2	1	.600
Dayton Triangles	4	4	1	.500
Chicago Cardinals	3	3	2	.500
Rochester Jeffersons	2	3	0	.400
Cleveland Indians	3	5	0	.375
Washington Senators	1	2	0	.333
Cincinnati Celts	1	3	0	.250
Hammond Pros	1	3	1	.250
Minneapolis Marines	1	3	0	.250
Detroit Tigers	1	5	1	.167
Columbus Panhandles	1	8	0	.111
Tonawanda Kardex	0	1	0	.000
Muncie Flyers	0	2	0	.000
Louisville Brecks	0	2	0	.000
New York Giants	0	2	0	.000

## 1920\*

	W	L	T	Pct.
Akron Pros	8	0	3	1.000
Decatur Staleys	10	1	2	.909
Buffalo All-Americans	9	1	1	.900
Chicago Cardinals	6	2	2	.750
Rock Island Independents	6	2	2	.750
Dayton Triangles	5	2	2	.714
Rochester Jeffersons	6	3	2	.667
Canton Bulldogs	7	4	2	.636
Chicago Cardinals	6	2	3	.600
Detroit Herald	2	4	2	.333
Cleveland Tigers	2	4	2	.333
Chicago Tigers	2	5	1	.286
Hammond Pros	2	5	0	.286
Columbus Panhandles	2	6	2	.250
Muncie Flyers	0	1	0	.000

*\*No official standings were maintained for the 1920 season, and the championship was awarded to the Akron Pros in a League meeting on April 30, 1921. Clubs played schedules that included games against nonleague opponents.*

## ALL-TIME TEAM VS. TEAM RESULTS

### RS=REGULAR SEASON

### PS=POSTSEASON

#### \*ARIZONA vs. ATLANTA

RS: Cardinals lead series, 17-16;

PS: Cardinals lead series, 1-0

1966—Falcons, 16-10 (Atl)  
 1968—Cardinals, 17-12 (StL)  
 1971—Cardinals, 26-9 (Atl)  
 1973—Cardinals, 32-10 (Atl)  
 1975—Cardinals, 23-20 (StL)  
 1978—Cardinals, 42-21 (StL)  
 1980—Falcons, 33-27 (StL) OT  
 1981—Falcons, 41-20 (Atl)  
 1982—Cardinals, 23-20 (Atl)  
 1986—Falcons, 33-13 (Atl)  
 1987—Cardinals, 34-21 (Atl)  
 1989—Cardinals, 34-20 (P)  
 1990—Cardinals, 24-13 (Atl)  
 1991—Cardinals, 16-10 (P)  
 1992—Falcons, 20-17 (Atl)  
 1993—Cardinals, 27-10 (Atl)  
 1994—Falcons, 10-6 (Atl)  
 1995—Cardinals, 40-37 (Ariz) OT  
 1997—Cardinals, 29-26 (Ariz)  
 1999—Falcons, 37-14 (Atl)  
 2001—Falcons, 34-14 (Ariz)  
 2004—Falcons, 6-3 (Atl)  
 2006—Falcons, 32-10 (Atl)  
 2007—Cardinals, 30-27 (Ariz) OT  
 2008—\*\*Cardinals, 30-24 (Ariz)  
 2010—Falcons, 41-7 (Atl)  
 2012—Falcons, 23-19 (Atl)  
 2013—Cardinals, 27-13 (Ariz)  
 2014—Falcons, 29-18 (Atl)  
 2016—Falcons, 38-19 (Atl)  
 2018—Falcons, 40-14 (Atl)  
 2019—Cardinals, 34-33 (Ariz)  
 2022—Falcons, 20-19 (Atl)  
 2023—Cardinals, 25-23 (Ariz)  
 (RS Pts.—Falcons 778, Cardinals 713)  
 (PS Pts.—Cardinals 30, Falcons 24)

*\*Franchise known as Phoenix prior to 1994 and in St. Louis prior to 1988*

#### \*\*NFC Wild Card Playoff

#### \*ARIZONA vs. BALTIMORE

RS: Ravens lead series, 6-2

1997—Cardinals, 16-13 (B)

2000—Ravens, 13-7 (A)

2003—Ravens, 26-18 (A)

2007—Ravens, 26-23 (B)

2011—Ravens, 30-27 (B)

2015—Cardinals, 26-18 (A)

2019—Ravens, 23-17 (B)

2023—Ravens, 31-24 (A)

(RS Pts.—Ravens 180, Cardinals 158)

#### \*ARIZONA vs. BUFFALO

RS: Bills lead series, 7-5

1971—Cardinals, 28-23 (B)

1975—Bills, 32-14 (StL)

1981—Cardinals, 24-0 (StL)

1984—Cardinals, 37-7 (StL)

1986—Bills, 17-10 (B)

1990—Bills, 45-14 (B)

1999—Bills, 31-21 (A)

2004—Bills, 38-14 (B)

2008—Cardinals, 41-17 (A)

2012—Bills, 19-16 (A) OT

2016—Bills, 33-18 (B)

2020—Cardinals, 32-30 (A)

(RS Pts.—Bills 292, Cardinals 269)

*\*Franchise known as Phoenix prior to 1994 and in St. Louis prior to 1988*

#### ARIZONA vs. CAROLINA

RS: Panthers lead series, 12-5;

PS: Panthers lead series, 2-1

1995—Panthers, 27-7 (C)

2001—Cardinals, 30-7 (C)

2002—Cardinals, 16-13 (C)

2003—Panthers, 20-17 (A)

2004—Panthers, 35-10 (C)

2005—Panthers, 24-20 (A)

2007—Panthers, 25-10 (C)

2008—Panthers, 27-23 (C)

\*Cardinals, 33-13 (C)

2009—Panthers, 34-21 (A)

2010—Panthers, 19-12 (C)

2011—Cardinals, 28-21 (A)

2013—Cardinals, 22-6 (A)

2014—\*\*Panthers, 27-16 (C)

2015—\*\*\*Panthers, 49-15 (C)

2016—Panthers, 30-20 (C)

2019—Panthers, 38-20 (A)

2020—Panthers, 31-21 (C)

2021—Panthers, 34-10 (C)

2022—Cardinals, 26-16 (C)

(RS Pts.—Panthers 407, Cardinals 313)

(PS Pts.—Panthers 89, Cardinals 64)

#### \*NFC Divisional Playoff

#### \*\*NFC Wild Card Playoff

#### \*\*\*NFC Championship

#### \*ARIZONA vs. \*\*CHICAGO

RS: Bears lead series, 58-29-6

(NP denotes Normal Play;

Wr denotes Wrigley Field;

Co denotes Comiskey Park;

So denotes Soldier Field;

all Chicago)

1920—Cardinals, 7-6 (NP)

Staleys, 10-0 (Wr)

1921—Tie, 0-0 (Wr)

1922—Cardinals, 6-0 (Co)

Cardinals, 9-0 (Co)

1923—Bears, 3-0 (Wr)

1924—Bears, 6-0 (Wr)

Bears, 21-0 (Co)

1925—Cardinals, 9-0 (Co)

Tie, 0-0 (Wr)

1926—Bears, 16-0 (Wr)

Bears, 10-0 (So)

Tie, 0-0 (Wr)

1927—Bears, 9-0 (NP)

Cardinals, 3-0 (Wr)

1928—Bears, 15-0 (NP)

Bears, 34-0 (Wr)

1929—Tie, 0-0 (Wr)

Cardinals, 40-6 (Co)

1930—Bears, 32-6 (Co)

Bears, 6-0 (Wr)

1931—Bears, 26-13 (Wr)

Bears, 18-7 (Wr)

1932—Tie, 0-0 (Wr)

Bears, 34-0 (Wr)

1933—Bears, 12-9 (Wr)

Bears, 22-6 (Wr)

1934—Bears, 20-0 (Wr)

Bears, 17-6 (Wr)

1935—Tie, 7-7 (Wr)

Bears, 13-0 (Wr)

1936—Bears, 7-3 (Wr)

Cardinals, 14-7 (Wr)

1937—Bears, 16-7 (Wr)

Bears, 42-28 (Wr)

1938—Bears, 16-13 (So)

Bears, 34-28 (Wr)

1939—Bears, 44-7 (Wr)

Bears, 48-7 (Co)

1940—Cardinals, 21-7 (Co)

Bears, 31-23 (Wr)

1941—Bears, 53-7 (Wr)

Bears, 34-24 (Co)

1942—Bears, 41-14 (Wr)

Bears, 21-7 (Co)

1943—Bears, 20-0 (Wr)

Bears, 35-24 (Co)

1945—Cardinals, 16-7 (Wr)

Bears, 28-20 (Co)

1946—Bears, 34-17 (Co)

Cardinals, 35-28 (Wr)

1947—Cardinals, 31-7 (Co)

Cardinals, 30-21 (Wr)

1948—Bears, 28-17 (Co)

Cardinals, 24-21 (Wr)

1949—Bears, 17-7 (Co)

Bears, 52-21 (Wr)

1950—Bears, 27-6 (Wr)

Cardinals, 20-10 (Co)

1951—Cardinals, 28-14 (Co)

Cardinals, 24-14 (Wr)

1952—Cardinals, 21-10 (Co)

Bears, 10-7 (Wr)

1953—Cardinals, 24-17 (Wr)

1954—Bears, 29-7 (Co)

1955—Cardinals, 53-14 (Co)

1956—Bears, 10-3 (Wr)

1957—Bears, 14-6 (Co)

1958—Bears, 30-14 (Wr)

1959—Bears, 31-7 (So)

1965—Bears, 34-13 (Wr)

1966—Cardinals, 24-17 (StL)

1967—Bears, 30-3 (Wr)

1969—Cardinals, 20-17 (StL)

1972—Bears, 27-10 (StL)

1975—Cardinals, 34-20 (So)

1977—Cardinals, 16-13 (StL)

1978—Bears, 17-10 (So)

1979—Bears, 42-6 (So)

1982—Cardinals, 10-7 (So)

1984—Cardinals, 38-21 (StL)

1990—Bears, 31-21 (P)

1994—Bears, 19-16 (A) OT

1998—Cardinals, 20-7 (A)

2001—Bears, 20-13 (So)

2003—Bears, 28-3 (So)

2006—Bears, 24-23 (A)

2009—Cardinals, 41-21 (So)

2012—Bears, 28-13 (A)

2015—Cardinals, 48-23 (So)

2018—Bears, 16-14 (A)

2021—Cardinals, 33-22 (So)

2023—Bears, 27-16 (So)

(RS Pts.—Bears 1,783, Cardinals 1,238)

*\*Franchise known as Phoenix prior to 1994,*

*and in Chicago prior to 1960*

*\*\*Franchise in Decatur prior to 1921 and*

*known as Staleys prior to 1922*

#### \*ARIZONA vs. CINCINNATI

RS: Bengals lead series, 7-6

1973—Bengals, 42-24 (C)

1979—Bengals, 34-28 (C)

1985—Cardinals, 41-27 (StL)

1988—Bengals, 21-14 (C)

1994—Cardinals, 28-7 (A)

1997—Bengals, 24-21 (C)

2000—Bengals, 24-13 (C)

2003—Cardinals, 17-14 (A)

2007—Cardinals, 35-27 (C)

2011—Bengals, 23-16 (C)

2015—Cardinals, 34-31 (A)

2019—Cardinals, 26-23 (C)

2023—Bengals, 34-20 (A)

(RS Pts.—Bengals 331, Cardinals 317)

*\*Franchise known as Phoenix prior to 1994*

*and in St. Louis prior to 1988*

#### \*ARIZONA vs. CLEVELAND

RS: Browns lead series, 34-16-3

1950—Browns, 34-24 (Cle)

Browns, 10-7 (Chi)

1951—Browns, 34-17 (Chi)

Browns, 49-28 (Cle)

1952—Browns, 28-13 (Cle)

Browns, 10-0 (Chi)

1953—Browns, 27-7 (Chi)

Browns, 27-16 (Cle)

## ALL-TIME TEAM VS. TEAM RESULTS

1954—Browns, 31-7 (Cle)  
 Browns, 35-3 (Chi)  
 1955—Browns, 26-20 (Chi)  
 Browns, 35-24 (Cle)  
 1956—Cardinals, 9-7 (Chi)  
 Cardinals, 24-7 (Cle)  
 1957—Browns, 17-7 (Chi)  
 Browns, 31-0 (Cle)  
 1958—Browns, 35-28 (Cle)  
 Browns, 38-24 (Chi)  
 1959—Browns, 34-7 (Chi)  
 Browns, 17-7 (Cle)  
 1960—Browns, 28-27 (Cle)  
 Tie, 17-17 (StL)  
 1961—Browns, 20-17 (Cle)  
 Browns, 21-10 (StL)  
 1962—Browns, 34-7 (StL)  
 Browns, 38-14 (Cle)  
 1963—Cardinals, 20-14 (Cle)  
 Browns, 24-10 (StL)  
 1964—Tie, 33-33 (Cle)  
 Cardinals, 28-19 (StL)  
 1965—Cardinals, 49-13 (Cle)  
 Browns, 27-24 (StL)  
 1966—Cardinals, 34-28 (Cle)  
 Browns, 38-10 (StL)  
 1967—Browns, 20-16 (Cle)  
 Browns, 20-16 (StL)  
 1968—Cardinals, 27-21 (Cle)  
 Cardinals, 27-16 (StL)  
 1969—Tie, 21-21 (Cle)  
 Browns, 27-21 (StL)  
 1974—Cardinals, 29-7 (StL)  
 1979—Browns, 38-20 (StL)  
 1985—Cardinals, 27-24 (Cle) OT  
 1988—Browns, 29-21 (P)  
 1994—Browns, 32-0 (Cle)  
 2000—Cardinals, 29-21 (A)  
 2003—Browns, 44-6 (Cle)  
 2007—Cardinals, 27-21 (A)  
 2011—Cardinals, 20-17 (A) OT  
 2015—Cardinals, 34-20 (Cle)  
 2019—Cardinals, 38-24 (A)  
 2021—Cardinals, 37-14 (C)  
 2023—Browns, 27-0 (C)  
 (RS Pts.—Browns 1,329, Cardinals 988)  
*\*Franchise known as Phoenix prior to 1994,  
 in St. Louis prior to 1988,  
 and in Chicago prior to 1960*  
**\*ARIZONA vs. DALLAS**  
 RS: Cowboys lead series, 56-34-1;  
 PS: Cardinals lead series, 1-0  
 1960—Cardinals, 12-10 (StL)  
 1961—Cardinals, 31-17 (D)  
 Cardinals, 31-13 (StL)  
 1962—Cardinals, 28-24 (D)  
 Cardinals, 52-20 (StL)  
 1963—Cardinals, 34-7 (D)  
 Cowboys, 28-24 (StL)  
 1964—Cardinals, 16-6 (D)  
 Cowboys, 31-13 (StL)  
 1965—Cardinals, 20-13 (StL)  
 Cowboys, 27-13 (D)  
 1966—Tie, 10-10 (StL)  
 Cowboys, 31-17 (D)  
 1967—Cowboys, 46-21 (D)  
 1968—Cowboys, 27-10 (StL)  
 1969—Cowboys, 24-3 (D)  
 1970—Cardinals, 20-7 (StL)  
 Cardinals, 38-0 (D)  
 1971—Cowboys, 16-13 (StL)  
 Cowboys, 31-12 (D)  
 1972—Cowboys, 33-24 (D)  
 Cowboys, 27-6 (StL)  
 1973—Cowboys, 45-10 (D)  
 Cowboys, 30-3 (StL)  
 1974—Cardinals, 31-28 (StL)  
 Cowboys, 17-14 (D)

1975—Cowboys, 37-31 (D) OT  
 Cardinals, 31-17 (StL)  
 1976—Cardinals, 21-17 (StL)  
 Cowboys, 19-14 (D)  
 1977—Cowboys, 30-24 (StL)  
 Cardinals, 24-17 (D)  
 1978—Cowboys, 21-12 (D)  
 Cowboys, 24-21 (StL) OT  
 1979—Cowboys, 22-21 (StL)  
 Cowboys, 22-13 (D)  
 1980—Cowboys, 27-24 (StL)  
 Cowboys, 31-21 (D)  
 1981—Cowboys, 30-17 (D)  
 Cardinals, 20-17 (StL)  
 1982—Cowboys, 24-7 (StL)  
 1983—Cowboys, 34-17 (StL)  
 Cowboys, 35-17 (D)  
 1984—Cardinals, 31-20 (D)  
 Cowboys, 24-17 (StL)  
 1985—Cardinals, 21-10 (StL)  
 Cowboys, 35-17 (D)  
 1986—Cowboys, 31-7 (StL)  
 Cowboys, 37-6 (D)  
 1987—Cardinals, 24-13 (StL)  
 Cowboys, 21-16 (D)  
 1988—Cowboys, 17-14 (P)  
 Cardinals, 16-10 (D)  
 1989—Cardinals, 19-10 (D)  
 Cardinals, 24-20 (P)  
 1990—Cardinals, 20-3 (P)  
 Cowboys, 41-10 (D)  
 1991—Cowboys, 17-9 (P)  
 Cowboys, 27-7 (D)  
 1992—Cowboys, 31-20 (D)  
 Cowboys, 16-10 (P)  
 1993—Cowboys, 17-10 (P)  
 Cowboys, 20-15 (D)  
 1994—Cowboys, 38-3 (D)  
 Cowboys, 28-21 (A)  
 1995—Cowboys, 34-20 (D)  
 Cowboys, 37-13 (A)  
 1996—Cowboys, 17-3 (D)  
 Cowboys, 10-6 (A)  
 1997—Cardinals, 25-22 (A) OT  
 Cowboys, 24-6 (D)  
 1998—Cowboys, 38-10 (D)  
 Cowboys, 35-28 (A)  
**\*\*Cardinals, 20-7 (D)**  
 1999—Cowboys, 35-7 (D)  
 Cardinals, 13-9 (A)  
 2000—Cardinals, 32-31 (A)  
 Cowboys, 48-7 (D)  
 2001—Cowboys, 17-3 (D)  
 Cardinals, 17-10 (A)  
 2002—Cardinals, 9-6 (A) OT  
 2003—Cowboys, 24-7 (D)  
 2005—Cowboys, 34-13 (D)  
 2006—Cowboys, 27-10 (A)  
 2008—Cardinals, 30-24 (A) OT  
 2010—Cardinals, 27-26 (A)  
 2011—Cardinals, 19-13 (A) OT  
 2014—Cardinals, 28-17 (D)  
 2017—Cowboys, 28-17 (A)  
 2020—Cardinals, 38-10 (D)  
 2021—Cardinals, 25-22 (D)  
 2023—Cardinals, 28-16 (A)  
 (RS Pts.—Cowboys 2,092, Cardinals 1,619)  
 (PS Pts.—Cardinals 20, Cowboys 7)  
*\*Franchise known as Phoenix prior to 1994  
 and in St. Louis prior to 1988*  
**\*\*NFC Wild Card Playoff**  
**\*ARIZONA vs. DENVER**  
 RS: Broncos lead series, 10-1-1  
 1973—Tie, 17-17 (StL)  
 1977—Broncos, 7-0 (D)  
 1989—Broncos, 37-0 (P)  
 1991—Broncos, 24-19 (D)  
 1995—Broncos, 38-6 (D)

2001—Broncos, 38-17 (A)  
 2002—Broncos, 37-7 (D)  
 2006—Broncos, 37-20 (A)  
 2010—Cardinals, 43-13 (A)  
 2014—Broncos, 41-20 (D)  
 2018—Broncos, 45-10 (A)  
 2022—Broncos, 24-15 (D)  
 (RS Pts.—Broncos 358, Cardinals 174)  
*\*Franchise known as Phoenix prior to 1994  
 and in St. Louis prior to 1988*  
**\*ARIZONA vs. \*\*DETROIT**  
 RS: Lions lead series, 35-28-6  
 1930—Tie, 0-0 (Port)  
 Cardinals, 23-0 (C)  
 1931—Spartans, 13-3 (Port)  
 Cardinals, 20-19 (C)  
 1932—Tie, 7-7 (Port)  
 1933—Spartans, 7-6 (Port)  
 1934—Lions, 6-0 (D)  
 Lions, 17-13 (C)  
 1935—Tie, 10-10 (D)  
 Lions, 7-6 (C)  
 1936—Lions, 39-0 (D)  
 Lions, 14-7 (C)  
 1937—Lions, 16-7 (C)  
 Lions, 16-7 (D)  
 1938—Lions, 10-0 (D)  
 Lions, 7-3 (C)  
 1939—Lions, 21-3 (D)  
 Lions, 17-3 (C)  
 1940—Tie, 0-0 (Buffalo)  
 Lions, 43-14 (C)  
 1941—Tie, 14-14 (C)  
 Lions, 21-3 (D)  
 1942—Cardinals, 13-0 (C)  
 Cardinals, 7-0 (D)  
 1943—Lions, 35-17 (D)  
 Lions, 7-0 (Buffalo)  
 1945—Lions, 10-0 (Milwaukee)  
 Lions, 26-0 (D)  
 1946—Cardinals, 34-14 (C)  
 Cardinals, 36-14 (D)  
 1947—Cardinals, 45-21 (C)  
 Cardinals, 17-7 (D)  
 1948—Cardinals, 56-20 (C)  
 Cardinals, 28-14 (D)  
 1949—Lions, 24-7 (C)  
 Cardinals, 42-19 (D)  
 1959—Lions, 45-21 (D)  
 1961—Lions, 45-14 (StL)  
 1967—Cardinals, 38-28 (StL)  
 1969—Lions, 20-0 (D)  
 1970—Lions, 16-3 (D)  
 1973—Lions, 20-16 (StL)  
 1975—Cardinals, 24-13 (D)  
 1978—Cardinals, 21-14 (StL)  
 1980—Lions, 20-7 (D)  
 Cardinals, 24-23 (StL)  
 1989—Cardinals, 16-13 (D)  
 1993—Lions, 26-20 (D)  
 Lions, 21-14 (Phx)  
 1995—Cardinals, 20-17 (D)  
 1998—Cardinals, 17-15 (D)  
 1999—Cardinals, 23-19 (A)  
 2001—Cardinals, 45-38 (A)  
 2002—Cardinals, 23-20 (A) OT  
 2003—Lions, 42-24 (D)  
 2004—Lions, 26-12 (D)  
 2005—Lions, 29-21 (D)  
 2006—Cardinals, 17-10 (A)  
 2007—Cardinals, 31-21 (A)  
 2009—Cardinals, 31-24 (D)  
 2012—Cardinals, 38-10 (A)  
 2013—Cardinals, 25-21 (A)  
 2014—Cardinals, 14-6 (A)  
 2015—Cardinals, 42-17 (D)  
 2017—Lions, 35-23 (D)  
 2018—Lions, 17-3 (A)

## ALL-TIME TEAM VS. TEAM RESULTS

2019—Tie, 27-27 (A) OT  
 2020—Lions, 26-23 (A)  
 2021—Lions, 30-12 (D)  
 (RS Pts.—Lions 1,282, Cardinals 1,150)  
*\*Franchise known as Phoenix prior to 1994, in St. Louis prior to 1988, and in Chicago prior to 1960*  
*\*\*Franchise in Portsmouth prior to 1934 and known as the Spartans*  
**\*ARIZONA vs. GREEN BAY**  
 RS: Packers lead series, 45-24-4;  
 PS: Cardinals lead series, 2-1  
 1921—Tie, 3-3 (C)  
 1922—Cardinals, 16-3 (C)  
 1924—Cardinals, 3-0 (C)  
 1925—Cardinals, 9-6 (C)  
 1926—Cardinals, 13-7 (GB)  
     Packers, 3-0 (C)  
 1927—Packers, 13-0 (GB)  
     Tie, 6-6 (C)  
 1928—Packers, 20-0 (GB)  
 1929—Packers, 9-2 (GB)  
     Packers, 7-6 (C)  
     Packers, 12-0 (C)  
 1930—Packers, 14-0 (GB)  
     Cardinals, 13-6 (C)  
 1931—Packers, 26-7 (GB)  
     Cardinals, 21-13 (C)  
 1932—Packers, 15-7 (GB)  
     Packers, 19-9 (C)  
 1933—Packers, 14-6 (C)  
 1934—Packers, 15-0 (GB)  
     Cardinals, 9-0 (Mil)  
     Cardinals, 6-0 (C)  
 1935—Cardinals, 7-6 (GB)  
     Cardinals, 3-0 (Mil)  
     Cardinals, 9-7 (C)  
 1936—Packers, 10-7 (GB)  
     Packers, 24-0 (Mil)  
     Tie, 0-0 (C)  
 1937—Cardinals, 14-7 (GB)  
     Packers, 34-13 (Mil)  
 1938—Packers, 28-7 (Mil)  
     Packers, 24-22 (Buffalo)  
 1939—Packers, 14-10 (GB)  
     Packers, 27-20 (Mil)  
 1940—Packers, 31-6 (Mil)  
     Packers, 28-7 (C)  
 1941—Packers, 14-13 (Mil)  
     Packers, 17-9 (GB)  
 1942—Packers, 17-13 (C)  
     Packers, 55-24 (GB)  
 1943—Packers, 28-7 (C)  
     Packers, 35-14 (Mil)  
 1945—Packers, 33-14 (GB)  
 1946—Packers, 19-7 (C)  
     Cardinals, 24-6 (GB)  
 1947—Cardinals, 14-10 (GB)  
     Cardinals, 21-20 (C)  
 1948—Cardinals, 17-7 (Mil)  
     Cardinals, 42-7 (C)  
 1949—Cardinals, 39-17 (Mil)  
     Cardinals, 41-21 (C)  
 1955—Packers, 31-14 (GB)  
 1956—Packers, 24-21 (C)  
 1962—Packers, 17-0 (Mil)  
 1963—Packers, 30-7 (StL)  
 1967—Packers, 31-23 (StL)  
 1969—Packers, 45-28 (GB)  
 1971—Tie, 16-16 (StL)  
 1973—Packers, 25-21 (GB)  
 1976—Cardinals, 29-0 (StL)  
 1982—\*\*Packers, 41-16 (GB)  
 1984—Packers, 24-23 (GB)  
 1985—Cardinals, 43-28 (StL)  
 1988—Packers, 26-17 (P)  
 1990—Packers, 24-21 (P)  
 1999—Packers, 49-24 (GB)

2000—Packers, 29-3 (A)  
 2003—Cardinals, 20-13 (A)  
 2006—Packers, 31-14 (GB)  
 2009—Packers, 33-7 (A)  
     \*\*Cardinals, 51-45 (A) OT  
 2012—Packers, 31-17 (GB)  
 2015—Cardinals, 38-8 (A)  
     \*\*\*Cardinals, 26-20 (A) OT  
 2018—Cardinals, 20-17 (GB)  
 2021—Packers, 24-21 (A)  
 (RS Pts.—Packers 1,313, Cardinals 987)  
 (PS Pts.—Packers 106, Cardinals 93)  
*\*Franchise known as Phoenix prior to 1994, in St. Louis prior to 1988, and in Chicago prior to 1960*  
*\*\*NFC First-Round/Wild Card Playoff*  
*\*\*\*NFC Divisional Playoff*  
**ARIZONA vs. HOUSTON**  
 RS: Series tied, 3-3  
 2005—Texans, 30-19 (H)  
 2009—Cardinals, 28-21 (A)  
 2013—Cardinals, 27-24 (A)  
 2017—Texans, 31-21 (H)  
 2021—Cardinals, 31-5 (A)  
 2023—Texans, 21-16 (H)  
 (RS Pts.—Cardinals 142, Texans 132)  
**\*ARIZONA vs. \*\*INDIANAPOLIS**  
 RS: Colts lead series, 9-8  
 1961—Colts, 16-0 (B)  
 1964—Colts, 47-27 (B)  
 1968—Colts, 27-0 (B)  
 1972—Cardinals, 10-3 (B)  
 1976—Cardinals, 24-17 (StL)  
 1978—Colts, 30-17 (StL)  
 1980—Cardinals, 17-10 (B)  
 1981—Cardinals, 35-24 (B)  
 1984—Cardinals, 34-33 (I)  
 1990—Cardinals, 20-17 (P)  
 1992—Colts, 16-13 (I)  
 1996—Colts, 20-13 (I)  
 2005—Colts, 17-13 (I)  
 2009—Colts, 31-10 (A)  
 2013—Cardinals, 40-11 (A)  
 2017—Cardinals, 16-13 (I) OT  
 2021—Colts, 22-16 (A)  
 (RS Pts.—Colts 354, Cardinals 305)  
*\*Franchise known as Phoenix prior to 1994 and in St. Louis prior to 1988*  
*\*\*Franchise in Baltimore prior to 1984*  
**ARIZONA vs. JACKSONVILLE**  
 RS: Cardinals lead series, 4-2  
 2000—Jaguars, 44-10 (J)  
 2005—Jaguars, 24-17 (A)  
 2009—Cardinals, 31-17 (J)  
 2013—Cardinals, 27-14 (J)  
 2017—Cardinals, 27-24 (A)  
 2021—Cardinals, 31-19 (J)  
 (RS Pts.—Cardinals 143, Jaguars 142)  
**\*ARIZONA vs. KANSAS CITY**  
 RS: Chiefs lead series, 10-3-1  
 1970—Tie, 6-6 (KC)  
 1974—Chiefs, 17-13 (StL)  
 1980—Chiefs, 21-13 (StL)  
 1983—Chiefs, 38-14 (KC)  
 1986—Cardinals, 23-14 (StL)  
 1995—Chiefs, 24-3 (A)  
 1998—Chiefs, 34-24 (KC)  
 2001—Cardinals, 24-16 (A)  
 2002—Chiefs, 49-0 (KC)  
 2006—Chiefs, 23-20 (A)  
 2010—Chiefs, 31-13 (KC)  
 2014—Cardinals, 17-14 (A)  
 2018—Chiefs, 26-14 (KC)  
 2022—Chiefs, 44-21 (A)  
 (RS Pts.—Chiefs 357, Cardinals 205)  
*\*Franchise known as Phoenix prior to 1994 and in St. Louis prior to 1988*

**\*ARIZONA vs. \*\*LAS VEGAS**  
 RS: Raiders lead series, 6-5  
 1973—Raiders, 17-10 (StL)  
 1983—Cardinals, 34-24 (LA)  
 1989—Raiders, 16-14 (LA)  
 1998—Raiders, 23-20 (A)  
 2001—Cardinals, 34-31 (O) OT  
 2002—Raiders, 41-20 (A)  
 2006—Raiders, 22-9 (O)  
 2010—Cardinals, 24-23 (A)  
 2014—Cardinals, 24-13 (O)  
 2018—Raiders, 23-21 (A)  
 2022—Cardinals, 29-23 (LV) OT  
 (RS Pts.—Raiders 256, Cardinals 239)  
*\*Franchise known as Phoenix prior to 1994 and in St. Louis prior to 1988*  
*\*\*Franchise in Los Angeles from 1982-94 and in Oakland from 1960-81 and from 1995-2019*  
**\*ARIZONA vs. \*\*L.A. CHARGERS**  
 RS: Chargers lead series, 11-4  
 1971—Chargers, 20-17 (SD)  
 1976—Chargers, 43-24 (SD)  
 1983—Cardinals, 44-14 (StL)  
 1987—Chargers, 28-24 (SD)  
 1989—Chargers, 24-13 (P)  
 1992—Chargers, 27-21 (P)  
 1995—Chargers, 28-25 (SD)  
 1998—Cardinals, 16-13 (A)  
 2001—Cardinals, 20-17 (SD)  
 2002—Chargers, 23-15 (A)  
 2006—Chargers, 27-20 (SD)  
 2010—Chargers, 41-10 (SD)  
 2014—Cardinals, 18-17 (A)  
 2018—Chargers, 45-10 (LA)  
 2022—Chargers, 25-24 (A)  
 (RS Pts.—Chargers 392, Cardinals 301)  
*\*Franchise known as Phoenix prior to 1994, in St. Louis prior to 1988*  
*\*\*Franchise in San Diego from 1961-2016*  
**\*ARIZONA vs. \*\*L.A. RAMS**  
 RS: Rams lead series, 48-40-2;  
 PS: Rams lead series, 2-0  
 1937—Cardinals, 6-0 (Cle)  
     Cardinals, 13-7 (Chi)  
 1938—Cardinals, 7-6 (Cle)  
     Cardinals, 31-17 (Chi)  
 1939—Rams, 24-0 (Chi)  
     Rams, 14-0 (Cle)  
 1940—Rams, 26-14 (Cle)  
     Cardinals, 17-7 (Chi)  
 1941—Rams, 10-6 (Cle)  
     Cardinals, 7-0 (Chi)  
 1942—Cardinals, 7-0 (Buffalo)  
     Rams, 7-3 (Cle)  
 1945—Rams, 21-0 (Cle)  
     Rams, 35-21 (Chi)  
 1946—Cardinals, 34-10 (Chi)  
     Rams, 17-14 (LA)  
 1947—Rams, 27-7 (LA)  
     Cardinals, 17-10 (Chi)  
 1948—Cardinals, 27-22 (LA)  
     Cardinals, 27-24 (Chi)  
 1949—Tie, 28-28 (Chi)  
     Cardinals, 31-27 (LA)  
 1951—Rams, 45-21 (LA)  
 1953—Tie, 24-24 (Chi)  
 1954—Rams, 28-17 (LA)  
 1958—Rams, 20-14 (Chi)  
 1960—Cardinals, 43-21 (LA)  
 1965—Rams, 27-3 (StL)  
 1968—Rams, 24-13 (StL)  
 1970—Rams, 34-13 (LA)  
 1972—Cardinals, 24-14 (StL)  
 1975—\*\*\*Rams, 35-23 (LA)  
 1976—Cardinals, 30-28 (LA)  
 1979—Rams, 21-0 (LA)  
 1980—Rams, 21-13 (StL)

## ALL-TIME TEAM VS. TEAM RESULTS

1984—Rams, 16-13 (StL)  
 1985—Rams, 46-14 (LA)  
 1986—Rams, 16-10 (StL)  
 1987—Rams, 27-24 (StL)  
 1988—Cardinals, 41-27 (LA)  
 1989—Rams, 37-14 (LA)  
 1991—Cardinals, 24-14 (LA)  
 1992—Cardinals, 20-14 (LA)  
 1993—Cardinals, 38-10 (P)  
 1994—Rams, 14-12 (LA)  
 1996—Cardinals, 31-28 (A) OT  
 1998—Cardinals, 20-17 (StL)  
 2002—Rams, 27-14 (A)  
     Rams, 30-28 (StL)  
 2003—Rams, 37-13 (StL)  
     Rams, 30-27 (A) OT  
 2004—Rams, 17-10 (StL)  
     Cardinals, 31-7 (A)  
 2005—Rams, 17-12 (A)  
     Cardinals, 38-28 (StL)  
 2006—Rams, 16-14 (A)  
     Cardinals, 34-20 (StL)  
 2007—Cardinals, 34-31 (StL)  
     Cardinals, 48-19 (A)  
 2008—Cardinals, 34-13 (StL)  
     Cardinals, 34-10 (A)  
 2009—Cardinals, 21-13 (StL)  
     Cardinals, 31-10 (A)  
 2010—Cardinals, 17-13 (StL)  
     Rams, 19-6 (A)  
 2011—Cardinals, 19-13 (A) OT  
     Cardinals, 23-20 (StL)  
 2012—Rams, 17-3 (StL)  
     Rams, 31-17 (A)  
 2013—Rams, 27-24 (StL)  
     Cardinals, 30-10 (A)  
 2014—Cardinals, 31-14 (A)  
     Cardinals, 12-6 (StL)  
 2015—Rams, 24-22 (A)  
     Cardinals, 27-3 (StL)  
 2016—Rams, 17-13 (A)  
     Cardinals, 44-6 (LA)  
 2017—Rams, 33-0 (London)  
     Rams, 32-16 (A)  
 2018—Rams, 34-0 (LA)  
     Rams, 31-9 (A)  
 2019—Rams, 34-7 (A)  
     Rams, 31-24 (LA)  
 2020—Rams, 38-28 (A)  
     Rams, 18-7 (LA)  
 2021—Cardinals, 37-20 (LA)  
     Rams, 30-23 (A)  
     \*\*\*Rams, 34-11 (LA)  
 2022—Rams, 20-12 (A)  
     Cardinals, 27-17 (LA)  
 2023—Rams, 26-9 (LA)  
     Rams, 37-14 (A)  
 (RS Pts.—Rams 1,858, Cardinals 1,717)  
 (PS Pts.—Rams 69, Cardinals 34)  
*\*Franchise known as Phoenix prior to 1994, and in St. Louis prior to 1988, and in Chicago prior to 1960*  
*\*\*Franchise in St. Louis from 1995-2015 and in Cleveland prior to 1946*  
*\*\*\*NFC Wild Card Playoff*  
*\*\*\*\*NFC Divisional Playoff*  
**\*ARIZONA vs. MIAMI**  
 RS: Dolphins lead series, 10-3  
 1972—Dolphins, 31-10 (M)  
 1977—Dolphins, 55-14 (StL)  
 1978—Dolphins, 24-10 (M)  
 1981—Dolphins, 20-7 (StL)  
 1984—Dolphins, 36-28 (StL)  
 1990—Dolphins, 23-3 (M)  
 1996—Dolphins, 38-10 (A)  
 1999—Dolphins, 19-16 (M)  
 2004—Cardinals, 24-23 (M)  
 2008—Cardinals, 31-10 (A)

2012—Cardinals, 24-21 (A) OT  
 2016—Dolphins, 26-23 (M)  
 2020—Dolphins, 34-31 (A)  
 (RS Pts.—Dolphins 360, Cardinals 231)  
*\*Franchise known as Phoenix prior to 1994 and in St. Louis prior to 1988*  
**\*ARIZONA vs. MINNESOTA**  
 RS: Vikings lead series, 16-12;  
 PS: Vikings lead series, 2-0  
 1963—Cardinals, 56-14 (M)  
 1967—Cardinals, 34-24 (M)  
 1969—Vikings, 27-10 (StL)  
 1972—Cardinals, 19-17 (M)  
 1974—Vikings, 28-24 (StL)  
     \*\*Vikings, 30-14 (M)  
 1977—Cardinals, 27-7 (M)  
 1979—Cardinals, 37-7 (StL)  
 1981—Cardinals, 30-17 (StL)  
 1983—Cardinals, 41-31 (StL)  
 1991—Vikings, 34-7 (M)  
     Vikings, 28-0 (P)  
 1994—Cardinals, 17-7 (A)  
 1995—Vikings, 30-24 (A) OT  
 1996—Vikings, 41-17 (M)  
 1997—Vikings, 20-19 (A)  
 1998—\*\*Vikings, 41-21 (M)  
 2000—Vikings, 31-14 (M)  
 2003—Cardinals, 18-17 (A)  
 2006—Vikings, 31-26 (M)  
 2008—Vikings, 35-14 (A)  
 2009—Cardinals, 30-17 (A)  
 2010—Vikings, 27-24 (M) OT  
 2011—Vikings, 34-10 (M)  
 2012—Vikings, 21-14 (M)  
 2015—Cardinals, 23-20 (A)  
 2016—Vikings, 30-24 (M)  
 2018—Vikings, 27-17 (M)  
 2021—Cardinals, 34-33 (A)  
 2022—Vikings, 34-26 (M)  
 (RS Pts.—Vikings 689, Cardinals 636)  
 (PS Pts.—Vikings 71, Cardinals 35)  
*\*Franchise known as Phoenix prior to 1994 and in St. Louis prior to 1988*  
*\*\*NFC Divisional Playoff*  
**\*ARIZONA vs. \*\*NEW ENGLAND**  
 RS: Patriots lead series, 9-7  
 1970—Cardinals, 31-0 (StL)  
 1975—Cardinals, 24-17 (StL)  
 1978—Patriots, 16-6 (StL)  
 1981—Cardinals, 27-20 (NE)  
 1984—Cardinals, 33-10 (NE)  
 1990—Cardinals, 34-14 (P)  
 1991—Cardinals, 24-10 (P)  
 1993—Patriots, 23-21 (P)  
 1996—Patriots, 31-0 (NE)  
 1999—Patriots, 27-3 (A)  
 2004—Patriots, 23-12 (A)  
 2008—Patriots, 47-7 (NE)  
 2012—Cardinals, 20-18 (NE)  
 2016—Patriots, 23-21 (A)  
 2020—Patriots, 20-17 (NE)  
 2022—Patriots, 27-13 (A)  
 (RS Pts.—Patriots 326, Cardinals 293)  
*\*Franchise known as Phoenix prior to 1994 and in St. Louis prior to 1988*  
*\*\*Franchise in Boston prior to 1971*  
**\*ARIZONA vs. NEW ORLEANS**  
 RS: Cardinals lead series, 16-15;  
 PS: Saints lead series, 1-0  
 1967—Cardinals, 31-20 (StL)  
 1968—Cardinals, 21-20 (NO)  
     Cardinals, 31-17 (StL)  
 1969—Saints, 51-42 (StL)  
 1970—Cardinals, 24-17 (StL)  
 1974—Saints, 14-0 (NO)  
 1977—Cardinals, 49-31 (StL)  
 1980—Cardinals, 40-7 (NO)  
 1981—Cardinals, 30-3 (StL)

1982—Cardinals, 21-7 (NO)  
 1983—Saints, 28-17 (NO)  
 1984—Saints, 34-24 (NO)  
 1985—Cardinals, 28-16 (StL)  
 1986—Saints, 16-7 (StL)  
 1987—Cardinals, 24-19 (StL)  
 1990—Saints, 28-7 (NO)  
 1991—Saints, 27-3 (P)  
 1992—Saints, 30-21 (P)  
 1993—Saints, 20-17 (P)  
 1996—Cardinals, 28-14 (NO)  
 1997—Saints, 27-10 (NO)  
 1998—Cardinals, 19-17 (A)  
 2000—Saints, 21-10 (A)  
 2004—Cardinals, 34-10 (A)  
 2007—Saints, 31-24 (NO)  
 2009—\*\*Saints, 45-14 (NO)  
 2010—Cardinals, 30-20 (A)  
 2013—Saints, 31-7 (NO)  
 2015—Cardinals, 31-19 (A)  
 2016—Saints, 48-41 (A)  
 2019—Saints, 31-9 (NO)  
 2022—Cardinals, 42-34 (A)  
 (RS Pts.—Cardinals 722, Saints 708)  
 (PS Pts.—Saints 45, Cardinals 14)  
*\*Franchise known as Phoenix prior to 1994 and in St. Louis prior to 1988*  
*\*\*NFC Divisional Playoff*  
**\*ARIZONA vs. N.Y. GIANTS**  
 RS: Giants lead series, 81-46-2  
 1926—Giants, 20-0 (NY)  
 1927—Giants, 28-7 (NY)  
 1929—Giants, 24-21 (NY)  
 1930—Giants, 25-12 (NY)  
     Giants, 13-7 (C)  
 1935—Cardinals, 14-13 (NY)  
 1936—Giants, 14-6 (NY)  
 1938—Giants, 6-0 (NY)  
 1939—Giants, 17-7 (NY)  
 1941—Cardinals, 10-7 (NY)  
 1942—Giants, 21-7 (NY)  
 1943—Giants, 24-13 (NY)  
 1946—Giants, 28-24 (NY)  
 1947—Giants, 35-31 (NY)  
 1948—Cardinals, 63-35 (NY)  
 1949—Giants, 41-38 (C)  
 1950—Cardinals, 17-3 (C)  
     Giants, 51-21 (NY)  
 1951—Giants, 28-17 (NY)  
     Giants, 10-0 (C)  
 1952—Cardinals, 24-23 (NY)  
     Giants, 28-6 (C)  
 1953—Giants, 21-7 (NY)  
     Giants, 23-20 (C)  
 1954—Giants, 41-10 (C)  
     Giants, 31-17 (NY)  
 1955—Cardinals, 28-17 (C)  
     Giants, 10-0 (NY)  
 1956—Cardinals, 35-27 (C)  
     Giants, 23-10 (NY)  
 1957—Giants, 27-14 (NY)  
     Giants, 28-21 (C)  
 1958—Giants, 37-7 (Buffalo)  
     Cardinals, 23-6 (NY)  
 1959—Giants, 9-3 (NY)  
     Giants, 30-20 (Minn)  
 1960—Giants, 35-14 (StL)  
     Cardinals, 20-13 (NY)  
 1961—Cardinals, 21-10 (NY)  
     Giants, 24-9 (StL)  
 1962—Giants, 31-14 (StL)  
     Giants, 31-28 (NY)  
 1963—Giants, 38-21 (StL)  
     Cardinals, 24-17 (NY)  
 1964—Giants, 34-17 (NY)  
     Tie, 10-10 (StL)  
 1965—Giants, 14-10 (NY)  
     Giants, 28-15 (StL)

## ALL-TIME TEAM VS. TEAM RESULTS

1966—Cardinals, 24-19 (StL)  
Cardinals, 20-17 (NY)

1967—Giants, 37-20 (StL)  
Giants, 37-14 (NY)

1968—Cardinals, 28-21 (NY)

1969—Cardinals, 42-17 (StL)  
Giants, 49-6 (NY)

1970—Giants, 35-17 (NY)  
Giants, 34-17 (StL)

1971—Giants, 21-20 (StL)  
Cardinals, 24-7 (NY)

1972—Giants, 27-21 (NY)  
Giants, 13-7 (StL)

1973—Cardinals, 35-27 (StL)  
Giants, 24-13 (New Haven)

1974—Cardinals, 23-21 (New Haven)  
Cardinals, 26-14 (StL)

1975—Cardinals, 26-14 (StL)  
Cardinals, 20-13 (NY)

1976—Cardinals, 27-21 (StL)  
Cardinals, 17-14 (NY)

1977—Cardinals, 28-0 (StL)  
Giants, 27-7 (NY)

1978—Cardinals, 20-10 (StL)  
Giants, 17-0 (NY)

1979—Cardinals, 27-14 (NY)  
Cardinals, 29-20 (StL)

1980—Giants, 41-35 (StL)  
Cardinals, 23-7 (NY)

1981—Giants, 34-14 (NY)  
Giants, 20-10 (StL)

1982—Cardinals, 24-21 (StL)

1983—Tie, 20-20 (StL) OT  
Cardinals, 10-6 (NY)

1984—Giants, 16-10 (NY)  
Cardinals, 31-21 (StL)

1985—Giants, 27-17 (NY)  
Giants, 34-3 (StL)

1986—Giants, 13-6 (StL)  
Giants, 27-7 (NY)

1987—Giants, 30-7 (NY)  
Cardinals, 27-24 (StL)

1988—Cardinals, 24-17 (NY)  
Giants, 44-7 (P)

1989—Giants, 35-7 (NY)  
Giants, 20-13 (P)

1990—Giants, 20-19 (NY)  
Giants, 24-21 (P)

1991—Giants, 20-9 (NY)  
Giants, 21-14 (P)

1992—Giants, 31-21 (NY)  
Cardinals, 19-0 (P)

1993—Giants, 19-17 (NY)  
Cardinals, 17-6 (P)

1994—Giants, 20-17 (A)  
Cardinals, 10-9 (NY)

1995—Giants, 27-21 (NY) OT  
Giants, 10-6 (A)

1996—Giants, 16-8 (NY)  
Cardinals, 31-23 (A)

1997—Giants, 27-13 (A)  
Giants, 19-10 (NY)

1998—Giants, 34-7 (NY)  
Giants, 23-19 (A)

1999—Cardinals, 14-3 (A)  
Cardinals, 34-24 (NY)

2000—Giants, 21-16 (NY)  
Giants, 31-7 (A)

2001—Giants, 17-10 (A)  
Giants, 17-13 (NY)

2002—Cardinals, 21-7 (A)

2004—Cardinals, 17-14 (A)

2005—Giants, 42-19 (NY)

2008—Giants, 37-29 (A)

2009—Cardinals, 24-17 (NY)

2011—Giants, 31-27 (A)

2014—Cardinals, 25-14 (NY)

2017—Cardinals, 23-0 (A)

2019—Cardinals, 27-21 (NY)

2020—Cardinals, 26-7 (NY)

2023—Giants, 31-28 (A)  
(RS Pts.—Giants 2,819, Cardinals 2,255)  
*\*Franchise known as Phoenix prior to 1994,  
in St. Louis prior to 1988,  
and in Chicago prior to 1960*

**\*ARIZONA vs. N.Y. JETS**  
RS: Jets lead series, 6-4

1999—Cardinals, 17-10 (StL)

1975—Cardinals, 37-6 (NY)

1978—Jets, 23-10 (NY)

1996—Jets, 31-21 (A)

1999—Jets, 12-7 (NY)

2004—Jets, 13-3 (A)

2008—Jets, 56-35 (NY)

2012—Jets, 7-6 (NY)

2016—Cardinals, 28-3 (A)

2020—Cardinals, 30-10 (NY)  
(RS Pts.—Cardinals 194, Jets 171)  
*\*Franchise known as Phoenix prior to 1994  
and in St. Louis prior to 1988*

**\*ARIZONA vs. PHILADELPHIA**  
RS: Cardinals lead series, 59-56-5;  
PS: Cardinals lead series, 2-1

1935—Cardinals, 12-3 (C)

1936—Cardinals, 13-0 (C)

1937—Tie, 6-6 (P)

1938—Eagles, 7-0 (Erie, Pa.)

1941—Eagles, 21-14 (P)

1945—Eagles, 21-6 (P)

1947—Cardinals, 45-21 (P)  
\*\*Cardinals, 28-21 (C)

1948—Cardinals, 21-14 (C)  
\*\*Eagles, 7-0 (P)

1949—Eagles, 28-3 (P)

1950—Eagles, 45-7 (C)  
Cardinals, 14-10 (P)

1951—Eagles, 17-14 (C)

1952—Eagles, 10-7 (P)  
Cardinals, 28-22 (C)

1953—Eagles, 56-17 (C)  
Eagles, 38-0 (P)

1954—Eagles, 35-16 (C)  
Eagles, 30-14 (P)

1955—Tie, 24-24 (C)

Eagles, 27-3 (P)

1956—Cardinals, 20-6 (P)  
Cardinals, 28-17 (C)

1957—Eagles, 38-21 (C)  
Cardinals, 31-27 (P)

1958—Tie, 21-21 (C)  
Eagles, 49-21 (P)

1959—Eagles, 28-24 (Minn)  
Eagles, 27-17 (P)

1960—Eagles, 31-27 (P)  
Eagles, 20-6 (StL)

1961—Cardinals, 30-27 (P)  
Eagles, 20-7 (StL)

1962—Cardinals, 27-21 (P)  
Cardinals, 45-35 (StL)

1963—Cardinals, 28-24 (P)  
Cardinals, 38-14 (StL)

1964—Cardinals, 38-13 (P)  
Cardinals, 36-34 (StL)

1965—Eagles, 34-27 (P)  
Eagles, 28-24 (StL)

1966—Cardinals, 16-13 (StL)  
Cardinals, 41-10 (P)

1967—Cardinals, 48-14 (StL)

1968—Cardinals, 45-17 (P)

1969—Eagles, 34-30 (StL)

1970—Cardinals, 35-20 (P)  
Cardinals, 23-14 (StL)

1971—Eagles, 37-20 (StL)  
Eagles, 19-7 (P)

1972—Tie, 6-6 (P)  
Cardinals, 24-23 (StL)

1973—Cardinals, 34-23 (P)  
Eagles, 27-24 (StL)

1974—Cardinals, 7-3 (StL)  
Cardinals, 13-3 (P)

1975—Cardinals, 31-20 (StL)  
Cardinals, 24-23 (P)

1976—Cardinals, 33-14 (StL)  
Cardinals, 17-14 (P)

1977—Cardinals, 21-17 (P)  
Cardinals, 21-16 (StL)

1978—Cardinals, 16-10 (P)  
Eagles, 14-10 (StL)

1979—Eagles, 24-20 (StL)  
Eagles, 16-13 (P)

1980—Cardinals, 24-14 (StL)  
Eagles, 17-3 (P)

1981—Eagles, 52-10 (StL)  
Eagles, 38-0 (P)

1982—Cardinals, 23-20 (P)

1983—Cardinals, 14-11 (P)  
Cardinals, 31-7 (StL)

1984—Cardinals, 34-14 (P)  
Cardinals, 17-16 (StL)

1985—Eagles, 30-7 (P)  
Eagles, 24-14 (StL)

1986—Cardinals, 13-10 (StL)  
Tie, 10-10 (P) OT

1987—Eagles, 28-23 (StL)  
Cardinals, 31-19 (P)

1988—Eagles, 31-21 (P)  
Eagles, 23-17 (Phx)

1989—Eagles, 17-5 (Phx)  
Eagles, 31-14 (P)

1990—Cardinals, 23-21 (P)  
Eagles, 23-21 (Phx)

1991—Cardinals, 26-10 (P)  
Eagles, 34-14 (Phx)

1992—Eagles, 31-14 (Phx)  
Eagles, 7-3 (P)

1993—Eagles, 23-17 (P)  
Cardinals, 16-3 (Phx)

1994—Eagles, 17-7 (P)  
Cardinals, 12-6 (A)

1995—Eagles, 31-19 (A)  
Eagles, 21-20 (P)

1996—Cardinals, 36-30 (A)  
Eagles, 29-19 (P)

1997—Eagles, 13-10 (P) OT  
Cardinals, 31-21 (A)

1998—Cardinals, 17-3 (A)  
Cardinals, 20-17 (P) OT

1999—Cardinals, 25-24 (P)  
Cardinals, 21-17 (A)

2000—Eagles, 33-14 (A)  
Eagles, 34-9 (P)

2001—Cardinals, 21-20 (P)  
Eagles, 21-7 (A)

2002—Eagles, 38-14 (P)

2005—Cardinals, 27-21 (A)

2008—Eagles, 48-20 (P)  
\*\*\*Cardinals, 32-25 (A)

2011—Cardinals, 21-17 (P)

2012—Cardinals, 27-6 (A)

2013—Eagles, 24-21 (P)

2014—Cardinals, 24-20 (A)

2015—Cardinals, 40-17 (P)

2017—Eagles, 34-7 (P)

2020—Cardinals, 33-26 (A)

2022—Eagles, 20-17 (A)

2023—Cardinals, 35-31 (P)  
(RS Pts.—Eagles 2,583, Cardinals 2,378)  
(PS Pts.—Cardinals 60, Eagles 53)  
*\*Franchise known as Phoenix prior to 1994,  
in St. Louis prior to 1988,  
and in Chicago prior to 1960*

**\*\*NFL Championship**

**\*\*\*NFC Championship**

## ALL-TIME TEAM VS. TEAM RESULTS

### \*ARIZONA vs. \*\*PITTSBURGH

RS: Steelers lead series, 34-24-3;

PS: Steelers lead series, 1-0

1933—Pirates, 14-13 (P)

1935—Pirates, 17-13 (P)

1936—Cardinals, 14-6 (C)

1937—Cardinals, 13-7 (P)

1939—Cardinals, 10-0 (P)

1940—Tie, 7-7 (P)

1942—Steelers, 19-3 (P)

1945—Steelers, 23-0 (P)

1946—Steelers, 14-7 (P)

1948—Cardinals, 24-7 (P)

1950—Steelers, 28-17 (C)

Steelers, 28-7 (P)

1951—Steelers, 28-14 (C)

1952—Steelers, 34-28 (C)

Steelers, 17-14 (P)

1953—Steelers, 31-28 (P)

Steelers, 21-17 (C)

1954—Cardinals, 17-14 (C)

Steelers, 20-17 (P)

1955—Steelers, 14-7 (P)

Cardinals, 27-13 (C)

1956—Steelers, 14-7 (P)

Cardinals, 38-27 (C)

1957—Steelers, 29-20 (P)

Steelers, 27-2 (C)

1958—Steelers, 27-20 (C)

Steelers, 38-21 (P)

1959—Cardinals, 45-24 (C)

Steelers, 35-20 (P)

1960—Steelers, 27-14 (P)

Cardinals, 38-7 (StL)

1961—Steelers, 30-27 (P)

Cardinals, 20-0 (StL)

1962—Steelers, 26-17 (StL)

Steelers, 19-7 (P)

1963—Steelers, 23-10 (P)

Cardinals, 24-23 (StL)

1964—Cardinals, 34-30 (StL)

Cardinals, 21-20 (P)

1965—Cardinals, 20-7 (P)

Cardinals, 21-17 (StL)

1966—Steelers, 30-9 (P)

Cardinals, 6-3 (StL)

1967—Cardinals, 28-14 (P)

Tie, 14-14 (StL)

1968—Tie, 28-28 (StL)

Cardinals, 20-10 (P)

1969—Cardinals, 27-14 (P)

Cardinals, 47-10 (StL)

1972—Steelers, 25-19 (StL)

1979—Steelers, 24-21 (StL)

1985—Steelers, 23-10 (P)

1988—Cardinals, 31-14 (Phx)

1994—Cardinals, 20-17 (A) OT

1997—Steelers, 26-20 (A) OT

2003—Steelers, 28-15 (P)

2007—Cardinals, 21-14 (A)

2008—\*\*\*Steelers, 27-23 (Tampa Bay)

2011—Steelers, 32-20 (A)

2015—Steelers, 25-13 (P)

2019—Steelers, 23-17 (A)

2023—Cardinals, 24-10 (P)

(RS Pts.—Steelers 1,196, Cardinals 1,133)

(PS Pts.—Steelers 27, Cardinals 23)

\*Franchise known as Phoenix prior to 1994,

and in St. Louis prior to 1988,

and in Chicago prior to 1960

\*\*Steelers known as Pirates prior to 1940

\*\*\*Super Bowl XLVIII

### \*ARIZONA vs. SAN FRANCISCO

RS: 49ers lead series, 36-29

1951—Cardinals, 27-21 (SF)

1957—Cardinals, 20-10 (SF)

1962—49ers, 24-17 (StL)

1964—Cardinals, 23-13 (SF)

1968—49ers, 35-17 (SF)

1971—49ers, 26-14 (StL)

1974—Cardinals, 34-9 (SF)

1976—Cardinals, 23-20 (StL) OT

1978—Cardinals, 16-10 (SF)

1979—Cardinals, 13-10 (StL)

1980—49ers, 24-21 (SF) OT

1982—49ers, 31-20 (StL)

1983—49ers, 42-27 (StL)

1986—49ers, 43-17 (SF)

1987—49ers, 34-28 (SF)

1988—Cardinals, 24-23 (P)

1991—49ers, 14-10 (SF)

1992—Cardinals, 24-14 (P)

1993—49ers, 28-14 (SF)

1999—49ers, 24-10 (A)

2000—49ers, 27-20 (SF)

2002—49ers, 38-28 (SF)

49ers, 17-14 (A)

2003—Cardinals, 16-13 (A) OT

49ers, 50-14 (SF)

2004—49ers, 31-28 (SF) OT

49ers, 31-28 (A) OT

2005—Cardinals, 31-14 (Mex. City)

Cardinals, 17-10 (SF)

2006—Cardinals, 34-27 (A)

Cardinals, 26-20 (SF)

2007—49ers, 20-17 (SF)

49ers, 37-31 (A) OT

2008—Cardinals, 23-13 (SF)

Cardinals, 29-24 (A)

2009—49ers, 20-16 (A)

49ers, 24-9 (SF)

2010—49ers, 27-6 (A)

49ers, 38-7 (SF)

2011—49ers, 23-7 (SF)

Cardinals, 21-19 (A)

2012—49ers, 24-3 (A)

49ers, 27-13 (SF)

2013—49ers, 32-20 (SF)

49ers, 23-20 (A)

2014—Cardinals, 23-14 (A)

49ers, 20-17 (SF)

2015—Cardinals, 47-7 (A)

Cardinals, 19-13 (SF)

2016—Cardinals, 33-21 (SF)

Cardinals, 23-20 (A)

2017—Cardinals, 18-15 (A) OT

Cardinals, 20-10 (SF)

2018—Cardinals, 28-18 (SF)

Cardinals, 18-15 (A)

2019—49ers, 28-25 (A)

49ers, 36-26 (SF)

2020—Cardinals, 24-20 (SF)

49ers, 20-12 (A)

2021—Cardinals, 17-10 (A)

Cardinals, 31-17 (SF)

2022—49ers, 38-10 (A)

49ers, 38-13 (SF)

2023—49ers, 35-16 (SF)

49ers, 45-29 (A)

(RS Pts.—49ers 1,524, Cardinals 1,326)

\*Franchise known as Phoenix prior to 1994,

and in St. Louis prior to 1988, and in Chicago

prior to 1960

### \*ARIZONA vs. SEATTLE

RS: Seahawks lead series, 27-22-1

1976—Cardinals, 30-24 (S)

1983—Cardinals, 33-28 (StL)

1989—Cardinals, 34-24 (S)

1993—Cardinals, 30-27 (S) OT

1995—Cardinals, 20-14 (A) OT

1998—Seahawks, 33-14 (S)

2002—Cardinals, 24-13 (S)

Seahawks, 27-6 (A)

2003—Seahawks, 38-0 (A)

Seahawks, 28-10 (S)

2004—Cardinals, 25-17 (A)

Seahawks, 24-21 (S)

2005—Seahawks, 37-12 (S)

Seahawks, 33-19 (A)

2006—Seahawks, 21-10 (A)

Cardinals, 27-21 (A)

2007—Cardinals, 23-20 (A)

Seahawks, 42-21 (S)

2008—Cardinals, 26-20 (S)

Cardinals, 34-21 (A)

2009—Cardinals, 27-3 (S)

Cardinals, 31-20 (A)

2010—Seahawks, 22-10 (S)

Seahawks, 36-18 (A)

2011—Seahawks, 13-10 (S)

Cardinals, 23-20 (A) OT

2012—Cardinals, 20-16 (A)

Seahawks, 58-0 (S)

2013—Seahawks, 34-22 (A)

Cardinals, 17-10 (S)

2014—Seahawks, 19-3 (S)

Seahawks, 35-6 (A)

2015—Cardinals, 39-32 (S)

Seahawks, 36-6 (A)

2016—Tie, 6-6 (A) OT

Cardinals, 34-31 (S)

2017—Seahawks, 22-16 (A)

Cardinals, 26-24 (S)

2018—Seahawks, 20-17 (A)

Seahawks, 27-24 (S)

2019—Seahawks, 27-10 (A)

Cardinals, 27-13 (S)

2020—Cardinals, 37-34 (A) OT

Seahawks, 28-21 (S)

2021—Cardinals, 23-13 (S)

Seahawks, 38-30 (A)

2022—Seahawks, 19-9 (S)

Seahawks, 31-21 (A)

2023—Seahawks, 20-10 (S)

Seahawks, 21-20 (A)

(RS Pts.—Seahawks 1,240 Cardinals 982)

\*Franchise known as Phoenix prior to 1994

and in St. Louis prior to 1988

### \*ARIZONA vs. TAMPA BAY

RS: Series tied, 11-11

1977—Buccaneers, 17-7 (TB)

1981—Buccaneers, 20-10 (TB)

1983—Cardinals, 34-27 (TB)

1985—Buccaneers, 16-0 (TB)

1986—Cardinals, 30-19 (TB)

Cardinals, 21-17 (StL)

1987—Cardinals, 31-28 (StL)

Cardinals, 31-14 (TB)

1988—Cardinals, 30-24 (TB)

1989—Buccaneers, 14-13 (P)

1992—Buccaneers, 23-7 (TB)

Buccaneers, 7-3 (P)

1996—Cardinals, 13-9 (A)

1997—Buccaneers, 19-18 (TB)

2004—Cardinals, 12-7 (A)

2007—Buccaneers, 17-10 (TB)

2010—Buccaneers, 38-35 (A)

2013—Cardinals, 13-10 (TB)

2016—Cardinals, 40-7 (A)

2017—Cardinals, 38-33 (A)

2019—Buccaneers, 30-27 (TB)

2022—Buccaneers, 19-16 (A) OT

(RS Pts.—Cardinals 439, Buccaneers 415)

\*Franchise known as Phoenix prior to 1994

and in St. Louis prior to 1988

### \*ARIZONA vs. \*\*TENNESSEE

RS: Cardinals lead series, 8-4

1970—Cardinals, 44-0 (StL)

1974—Cardinals, 31-27 (H)

1979—Cardinals, 24-17 (H)

1985—Oilers, 20-10 (StL)

1988—Oilers, 38-20 (H)

1994—Cardinals, 30-12 (H)

1997—Oilers, 41-14 (A)



## ALL-TIME TEAM VS. TEAM RESULTS

2005—Cardinals, 20-10 (A)  
 2009—Titans, 20-17 (T)  
 2013—Cardinals, 37-34 (T) OT  
 2017—Cardinals, 12-7 (A)  
 2021—Cardinals, 38-13 (T)  
 (RS Pts.—Cardinals 297, Titans 239)  
*\*Franchise known as Phoenix prior to 1994 and in St. Louis prior to 1988*  
*\*\*Franchise in Houston prior to 1997; known as Oilers prior to 1999*  
**\*ARIZONA vs. \*\*WASHINGTON**  
 RS: Commanders lead series, 77-47-2  
 1932—Cardinals, 9-0 (B)  
     Braves, 8-6 (C)  
 1933—Redskins, 10-0 (C)  
     Tie, 0-0 (B)  
 1934—Redskins, 9-0 (B)  
 1935—Cardinals, 6-0 (B)  
 1936—Redskins, 13-10 (B)  
 1937—Cardinals, 21-14 (W)  
 1939—Redskins, 28-7 (W)  
 1940—Redskins, 28-21 (W)  
 1942—Redskins, 28-0 (W)  
 1943—Redskins, 13-7 (W)  
 1945—Redskins, 24-21 (W)  
 1947—Redskins, 45-21 (W)  
 1949—Cardinals, 38-7 (C)  
 1950—Cardinals, 38-28 (W)  
 1951—Redskins, 7-3 (C)  
     Redskins, 20-17 (W)  
 1952—Redskins, 23-7 (C)  
     Cardinals, 17-6 (W)  
 1953—Redskins, 24-13 (C)  
     Redskins, 28-17 (W)  
 1954—Cardinals, 38-16 (C)  
     Redskins, 37-20 (W)  
 1955—Cardinals, 24-10 (W)  
     Redskins, 31-0 (C)  
 1956—Cardinals, 31-3 (W)  
     Redskins, 17-14 (C)  
 1957—Redskins, 37-14 (C)  
     Cardinals, 44-14 (W)  
 1958—Cardinals, 37-10 (C)  
     Redskins, 45-31 (W)  
 1959—Cardinals, 49-21 (C)  
     Redskins, 23-14 (W)  
 1960—Cardinals, 44-7 (StL)  
     Cardinals, 26-14 (W)  
 1961—Cardinals, 24-0 (W)  
     Cardinals, 38-24 (StL)  
 1962—Redskins, 24-14 (W)  
     Tie, 17-17 (StL)  
 1963—Cardinals, 21-7 (W)  
     Cardinals, 24-20 (StL)  
 1964—Cardinals, 23-17 (W)  
     Cardinals, 38-24 (StL)  
 1965—Cardinals, 37-16 (W)  
     Redskins, 24-20 (StL)  
 1966—Cardinals, 23-7 (StL)  
     Redskins, 26-20 (W)  
 1967—Cardinals, 27-21 (W)  
 1968—Cardinals, 41-14 (StL)  
 1969—Redskins, 33-17 (W)  
 1970—Cardinals, 27-17 (StL)  
     Redskins, 28-27 (W)  
 1971—Redskins, 24-17 (StL)  
     Redskins, 20-0 (W)  
 1972—Redskins, 24-10 (W)  
     Redskins, 33-3 (StL)  
 1973—Cardinals, 34-27 (StL)  
     Redskins, 31-13 (W)  
 1974—Cardinals, 17-10 (W)  
     Cardinals, 23-20 (StL)  
 1975—Redskins, 27-17 (W)  
     Cardinals, 20-17 (StL) OT  
 1976—Redskins, 20-10 (W)  
     Redskins, 16-10 (StL)  
 1977—Redskins, 24-14 (W)

Redskins, 26-20 (StL)  
 1978—Redskins, 28-10 (StL)  
     Cardinals, 27-17 (W)  
 1979—Redskins, 17-7 (StL)  
     Redskins, 30-28 (W)  
 1980—Redskins, 23-0 (W)  
     Redskins, 31-7 (StL)  
 1981—Cardinals, 40-30 (StL)  
     Redskins, 42-21 (W)  
 1982—Redskins, 12-7 (StL)  
     Redskins, 28-0 (W)  
 1983—Redskins, 38-14 (StL)  
     Redskins, 45-7 (W)  
 1984—Cardinals, 26-24 (StL)  
     Redskins, 29-27 (W)  
 1985—Redskins, 27-10 (W)  
     Redskins, 27-16 (StL)  
 1986—Redskins, 28-21 (W)  
     Redskins, 20-17 (StL)  
 1987—Redskins, 28-21 (W)  
     Redskins, 34-17 (StL)  
 1988—Cardinals, 30-21 (P)  
     Redskins, 33-17 (W)  
 1989—Redskins, 30-28 (W)  
     Redskins, 29-10 (P)  
 1990—Redskins, 31-0 (W)  
     Redskins, 38-10 (P)  
 1991—Redskins, 34-0 (W)  
     Redskins, 20-14 (P)  
 1992—Cardinals, 27-24 (P)  
     Redskins, 41-3 (W)  
 1993—Cardinals, 17-10 (W)  
     Cardinals, 36-6 (P)  
 1994—Cardinals, 19-16 (W) OT  
     Cardinals, 17-15 (A)  
 1995—Redskins, 27-7 (W)  
     Cardinals, 24-20 (A)  
 1996—Cardinals, 37-34 (W) OT  
     Cardinals, 27-26 (A)  
 1997—Redskins, 19-13 (W) OT  
     Redskins, 38-28 (A)  
 1998—Cardinals, 29-27 (A)  
     Cardinals, 45-42 (W)  
 1999—Redskins, 24-10 (A)  
     Redskins, 28-3 (W)  
 2000—Cardinals, 16-15 (A)  
     Redskins, 20-3 (W)  
 2001—Redskins, 20-10 (A)  
     Redskins, 20-17 (W)  
 2002—Redskins, 31-23 (W)  
 2005—Redskins, 17-13 (A)  
 2007—Redskins, 21-19 (W)  
 2008—Redskins, 24-17 (W)  
 2011—Redskins, 22-21 (W)  
 2014—Cardinals, 30-20 (A)  
 2016—Cardinals, 31-23 (A)  
 2017—Redskins, 20-15 (W)  
 2018—Redskins, 24-6 (A)  
 2020—Cardinals, 30-15 (A)  
 2023—Commanders, 20-16 (W)  
 (RS Pts.—Commanders 2,789, Cardinals 2,352)  
*\*Franchise known as Phoenix prior to 1994, in St. Louis prior to 1988, and in Chicago prior to 1960*  
*\*\*Franchise in Boston prior to 1937 and known as Braves prior to 1933; known as Redskins prior to 2020; known as Washington Football Team prior to 2022*  
**ATLANTA vs. ARIZONA**  
 RS: Cardinals lead series, 17-16;  
 PS: Cardinals lead series, 1-0;  
 See Arizona vs. Atlanta  
**ATLANTA vs. BALTIMORE**  
 RS: Ravens lead series, 5-2  
 1999—Ravens, 19-13 (A) OT  
 2002—Falcons, 20-17 (A)  
 2006—Ravens, 24-10 (B)  
 2010—Falcons, 26-21 (A)

2014—Ravens, 29-7 (B)  
 2018—Ravens, 26-16 (A)  
 2022—Ravens, 17-9 (B)  
 (RS Pts.—Ravens 153, Falcons 101)  
**ATLANTA vs. BUFFALO**  
 RS: Falcons lead series, 7-6  
 1973—Bills, 17-6 (A)  
 1977—Bills, 3-0 (B)  
 1980—Falcons, 30-14 (B)  
 1983—Falcons, 31-14 (A)  
 1989—Falcons, 30-28 (A)  
 1992—Bills, 41-14 (B)  
 1995—Bills, 23-17 (B)  
 2001—Falcons, 33-30 (A)  
 2005—Falcons, 24-16 (B)  
 2009—Falcons, 31-3 (A)  
 2013—Falcons, 34-31 (Toronto) OT  
 2017—Bills, 23-17 (A)  
 2021—Bills, 29-15 (B)  
 (RS Pts.—Falcons 282, Bills 272)  
**ATLANTA vs. CAROLINA**  
 RS: Falcons lead series, 36-22  
 1995—Falcons, 23-20 (A) OT  
     Panthers, 21-17 (C)  
 1996—Panthers, 29-6 (C)  
     Falcons, 20-17 (A)  
 1997—Panthers, 9-6 (A)  
     Panthers, 21-12 (C)  
 1998—Falcons, 19-14 (C)  
     Falcons, 51-23 (A)  
 1999—Falcons, 27-20 (A)  
     Panthers, 34-28 (C)  
 2000—Falcons, 15-10 (C)  
     Falcons, 13-12 (A)  
 2001—Falcons, 24-16 (A)  
     Falcons, 10-7 (C)  
 2002—Falcons, 30-0 (A)  
     Falcons, 41-0 (C)  
 2003—Panthers, 23-3 (C)  
     Falcons, 20-14 (A) OT  
 2004—Falcons, 27-10 (C)  
     Falcons, 34-31 (A) OT  
 2005—Panthers, 24-6 (C)  
     Panthers, 44-11 (A)  
 2006—Falcons, 20-6 (C)  
     Panthers, 10-3 (A)  
 2007—Panthers, 27-20 (A)  
     Falcons, 20-13 (C)  
 2008—Panthers, 24-9 (C)  
     Falcons, 45-28 (A)  
 2009—Falcons, 28-20 (A)  
     Panthers, 28-19 (C)  
 2010—Falcons, 31-10 (C)  
     Falcons, 31-10 (A)  
 2011—Falcons, 31-17 (A)  
     Falcons, 31-23 (C)  
 2012—Falcons, 30-28 (A)  
     Panthers, 30-20 (C)  
 2013—Panthers, 34-10 (C)  
     Panthers, 21-20 (A)  
 2014—Falcons, 19-17 (C)  
     Panthers, 34-3 (A)  
 2015—Panthers, 38-0 (C)  
     Falcons, 20-13 (A)  
 2016—Falcons, 48-33 (A)  
     Falcons, 33-16 (C)  
 2017—Panthers, 20-17 (C)  
     Falcons, 22-10 (A)  
 2018—Falcons, 31-24 (A)  
     Falcons, 24-10 (C)  
 2019—Falcons, 29-3 (C)  
     Falcons, 40-20 (A)  
 2020—Panthers, 23-16 (A)  
     Falcons, 25-17 (C)  
 2021—Panthers, 19-13 (A)  
     Falcons, 29-21 (C)  
 2022—Falcons, 37-34 (A) OT  
     Panthers, 25-15 (C)

## ALL-TIME TEAM VS. TEAM RESULTS

2023—Falcons, 24-10 (A)  
Panthers, 9-7 (C)

(RS Pts.—Falcons 1,263, Panthers 1,124)

### ATLANTA vs. CHICAGO

RS: Bears lead series, 16-14

1966—Bears, 23-6 (C)  
1967—Bears, 23-14 (A)  
1968—Falcons, 16-13 (C)  
1969—Falcons, 48-31 (A)  
1970—Bears, 23-14 (A)  
1972—Falcons, 37-21 (C)  
1973—Falcons, 46-6 (A)  
1974—Falcons, 13-10 (A)  
1976—Falcons, 10-0 (C)  
1977—Falcons, 16-10 (C)  
1978—Bears, 13-7 (C)  
1980—Falcons, 28-17 (A)  
1983—Falcons, 20-17 (C)  
1985—Bears, 36-0 (C)  
1986—Bears, 13-10 (A)  
1990—Bears, 30-24 (C)  
1992—Bears, 41-31 (C)  
1993—Bears, 6-0 (C)  
1998—Falcons, 20-13 (A)  
2001—Bears, 31-3 (A)  
2002—Bears, 14-13 (A)  
2005—Bears, 16-3 (C)  
2008—Falcons, 22-20 (A)  
2009—Falcons, 21-14 (A)  
2011—Bears, 30-12 (C)  
2014—Bears, 27-13 (A)  
2017—Falcons, 23-17 (C)  
2020—Bears, 30-26 (A)  
2022—Falcons, 27-24 (A)  
2023—Bears, 37-17 (A)

(RS Pts.—Bears 606, Falcons 540)

### ATLANTA vs. CINCINNATI

RS: Bengals lead series, 10-5

1971—Falcons, 9-6 (C)  
1975—Bengals, 21-14 (A)  
1978—Bengals, 37-7 (C)  
1981—Bengals, 30-28 (A)  
1984—Bengals, 35-14 (C)  
1987—Bengals, 16-10 (A)  
1990—Falcons, 38-17 (A)  
1993—Bengals, 21-17 (C)  
1996—Bengals, 41-31 (C)  
2002—Falcons, 30-3 (A)  
2006—Falcons, 29-27 (C)  
2010—Falcons, 39-32 (A)  
2014—Bengals, 24-10 (C)  
2018—Bengals, 37-36 (A)  
2022—Bengals, 35-17 (C)  
(RS Pts.—Bengals 382, Falcons 329)

### ATLANTA vs. CLEVELAND

RS: Browns lead series, 12-4

1966—Browns, 49-17 (A)  
1968—Browns, 30-7 (C)  
1971—Falcons, 31-14 (C)  
1976—Browns, 20-17 (A)  
1978—Browns, 24-16 (A)  
1981—Browns, 28-17 (C)  
1984—Browns, 23-7 (A)  
1987—Browns, 38-3 (C)  
1990—Browns, 13-10 (C)  
1993—Falcons, 17-14 (A)  
2002—Browns, 24-16 (C)  
2006—Browns, 17-13 (A)  
2010—Falcons, 20-10 (C)  
2014—Browns, 26-24 (A)  
2018—Browns, 28-16 (C)  
2022—Falcons, 23-20 (C)

(RS Pts.—Browns 378, Falcons 254)

### ATLANTA vs. DALLAS

RS: Cowboys lead series, 17-11;

PS: Cowboys lead series, 2-0

1966—Cowboys, 47-14 (A)  
1967—Cowboys, 37-7 (D)

1969—Cowboys, 24-17 (A)

1970—Cowboys, 13-0 (D)

1974—Cowboys, 24-0 (A)

1976—Falcons, 17-10 (A)

1978—\*Cowboys, 27-20 (D)

1980—\*Cowboys, 30-27 (A)

1985—Cowboys, 24-10 (D)

1986—Falcons, 37-35 (D)

1987—Falcons, 21-10 (D)

1988—Cowboys, 26-20 (D)

1989—Falcons 27-21 (A)

1990—Falcons, 26-7 (A)

1991—Cowboys, 31-27 (D)

1992—Cowboys, 41-17 (A)

1993—Falcons, 27-14 (A)

1995—Cowboys, 28-13 (A)

1996—Cowboys, 32-28 (D)

1999—Cowboys, 24-7 (D)

2001—Falcons, 20-13 (A)

2003—Falcons, 27-13 (D)

2006—Cowboys, 38-28 (A)

2009—Cowboys, 37-21 (D)

2012—Falcons, 19-13 (A)

2015—Falcons, 39-28 (D)

2017—Falcons, 27-7 (A)

2018—Cowboys, 22-19 (A)

2020—Cowboys, 40-39 (D)

2021—Cowboys, 43-3 (D)

(RS Pts.—Cowboys 702, Falcons 557)

(PS Pts.—Cowboys 57, Falcons 47)

\*NFC Divisional Playoff

### ATLANTA vs. DENVER

RS: Broncos lead series, 8-7;

PS: Broncos lead series, 1-0

1970—Broncos, 24-10 (D)

1972—Falcons, 23-20 (A)

1975—Falcons, 35-21 (A)

1979—Broncos, 20-17 (A) OT

1982—Falcons, 34-27 (D)

1985—Broncos, 44-28 (A)

1988—Broncos, 30-14 (D)

1994—Broncos, 32-28 (D)

1997—Broncos, 29-21 (A)

1998—\*Broncos, 34-19 (South Florida)

2000—Broncos, 42-14 (D)

2004—Falcons, 41-28 (D)

2008—Broncos, 24-20 (A)

2012—Falcons, 27-21 (A)

2016—Falcons, 23-16 (D)

2020—Falcons, 34-27 (A)

(RS Pts.—Broncos 405, Falcons 369)

(PS Pts.—Broncos 34, Falcons 19)

\*Super Bowl XXXIII

### ATLANTA vs. DETROIT

RS: Lions lead series, 26-14

1966—Lions, 28-10 (D)

1967—Lions, 24-3 (D)

1968—Lions, 24-7 (A)

1969—Lions, 27-21 (D)

1971—Lions, 41-38 (D)

1972—Lions, 26-23 (A)

1973—Lions, 31-6 (D)

1975—Lions, 17-14 (A)

1976—Lions, 24-10 (D)

1977—Falcons, 17-6 (A)

1978—Falcons, 14-0 (A)

1979—Lions, 24-23 (D)

1980—Falcons, 43-28 (A)

1983—Falcons, 30-14 (D)

1984—Lions, 27-24 (A) OT

1985—Lions, 28-27 (A)

1986—Falcons, 20-6 (D)

1987—Lions, 30-13 (A)

1988—Lions, 31-17 (D)

1989—Lions, 31-24 (A)

1990—Lions, 21-14 (D)

1993—Lions, 30-13 (D)

1994—Lions, 31-28 (D) OT

1995—Falcons, 34-22 (A)

1996—Lions, 28-24 (D)

1997—Lions, 28-17 (D)

1998—Falcons, 24-17 (D)

2000—Lions, 13-10 (D)

2002—Falcons, 36-15 (A)

2004—Lions, 17-10 (A)

2005—Falcons, 27-7 (D)

2006—Lions, 30-14 (D)

2008—Falcons, 34-21 (A)

2011—Falcons, 23-16 (D)

2012—Falcons, 31-18 (D)

2014—Lions, 22-21 (London)

2017—Falcons, 30-26 (D)

2020—Lions, 23-22 (A)

2021—Falcons, 20-16 (A)

2023—Lions, 20-6 (D)

(RS Pts.—Lions 888, Falcons 822)

### ATLANTA vs. GREEN BAY

RS: Packers lead series, 17-15;

PS: Series tied, 2-2

1966—Packers, 56-3 (Mil)

1967—Packers, 23-0 (Mil)

1968—Packers, 38-7 (A)

1969—Packers, 28-10 (GB)

1970—Packers, 27-24 (GB)

1971—Falcons, 28-21 (A)

1972—Falcons, 10-9 (Mil)

1974—Falcons, 10-3 (A)

1975—Packers, 22-13 (GB)

1976—Packers, 24-20 (A)

1979—Falcons, 25-7 (A)

1981—Falcons, 31-17 (GB)

1982—Packers, 38-7 (A)

1983—Falcons, 47-41 (A) OT

1988—Falcons, 20-0 (A)

1989—Packers, 23-21 (Mil)

1991—Falcons, 35-31 (A)

1992—Falcons, 24-10 (A)

1994—Packers, 21-17 (Mil)

1995—\*Packers, 37-20 (GB)

2001—Falcons, 23-20 (GB)

2002—Packers, 37-34 (GB) OT

\*Falcons, 27-7 (GB)

2005—Packers, 33-25 (A)

2008—Falcons, 27-24 (GB)

2010—Falcons, 20-17 (A)

\*\*Packers, 48-21 (A)

2011—Packers, 25-14 (A)

2013—Packers, 22-21 (GB)

2014—Packers, 43-37 (GB)

2016—Falcons, 33-32 (A)

\*\*\*Falcons, 44-21 (A)

2017—Falcons, 34-23 (A)

2018—Packers, 34-20 (GB)

2020—Packers, 30-16 (GB)

2023—Falcons, 25-24 (A)

(RS Pts.—Packers 803, Falcons 681)

(PS Pts.—Packers 113, Falcons 112)

\*NFC Wild Card Playoff

\*\*NFC Divisional Playoff

\*\*\*NFC Championship

### ATLANTA vs. HOUSTON

RS: Series tied, 3-3

2003—Texans, 17-13 (H)

2007—Falcons, 26-16 (A)

2011—Texans, 17-10 (H)

2015—Falcons, 48-21 (A)

2019—Texans, 53-32 (H)

2023—Falcons, 21-19 (A)

(RS Pts.—Falcons 150, Texans 143)

### ATLANTA vs. \*INDIANAPOLIS

RS: Colts lead series, 15-3

1966—Colts, 19-7 (A)

1967—Colts, 38-31 (B)

Colts, 49-7 (A)

1968—Colts, 28-20 (A)

Colts, 44-0 (B)

## ALL-TIME TEAM VS. TEAM RESULTS

1969—Colts, 21-14 (A)  
 Colts, 13-6 (B)  
 1974—Colts, 17-7 (A)  
 1986—Colts, 28-23 (A)  
 1989—Colts, 13-9 (I)  
 1998—Falcons, 28-21 (A)  
 2001—Colts, 41-27 (I)  
 2003—Colts, 38-7 (I)  
 2007—Colts, 31-13 (A)  
 2011—Falcons, 31-7 (I)  
 2015—Colts, 24-21 (A)  
 2019—Colts, 27-24 (I)  
 2023—Falcons, 29-10 (A)  
 (RS Pts.—Colts 469, Falcons 304)  
*\*Franchise in Baltimore prior to 1984*

### ATLANTA vs. JACKSONVILLE

RS: Falcons lead series, 5-4  
 1996—Jaguars, 19-17 (J)  
 1999—Jaguars, 30-7 (A)  
 2003—Falcons, 21-14 (A)  
 2007—Jaguars, 13-7 (J)  
 2011—Falcons, 41-14 (A)  
 2015—Falcons, 23-17 (J)  
 2019—Falcons, 24-12 (A)  
 2021—Falcons, 21-14 (J)  
 2023—Jaguars, 23-7 (London)  
 (RS Pts.—Falcons 168, Jaguars 156)

### ATLANTA vs. KANSAS CITY

RS: Chiefs lead series, 7-3  
 1972—Chiefs, 17-14 (A)  
 1985—Chiefs, 38-10 (KC)  
 1991—Chiefs, 14-3 (KC)  
 1994—Chiefs, 30-10 (A)  
 2000—Falcons, 29-13 (A)  
 2004—Chiefs, 56-10 (KC)  
 2008—Falcons, 38-14 (A)  
 2012—Falcons, 40-24 (KC)  
 2016—Chiefs, 29-28 (A)  
 2020—Chiefs, 17-14 (KC)  
 (RS Pts.—Chiefs 252, Falcons 196)

### ATLANTA vs. LAS VEGAS

RS: Falcons lead series, 8-7  
 1971—Falcons, 24-13 (A)  
 1975—Raiders, 37-34 (O) OT  
 1979—Raiders, 50-19 (O)  
 1982—Raiders, 38-14 (A)  
 1985—Raiders, 34-24 (A)  
 1988—Falcons, 12-6 (LA)  
 1991—Falcons, 21-17 (A)  
 1994—Raiders, 30-17 (LA)  
 1997—Raiders, 36-31 (A)  
 2000—Raiders, 41-14 (O)  
 2004—Falcons, 35-10 (A)  
 2008—Falcons, 24-0 (O)  
 2012—Falcons, 23-20 (A)  
 2016—Falcons, 35-28 (O)  
 2020—Falcons, 43-6 (A)  
 (RS Pts.—Falcons 370, Raiders 366)  
*\*Franchise in Los Angeles from 1982-94; in Oakland from 1960-81 and 1995-2019*

### ATLANTA vs. \*L.A. CHARGERS

RS: Falcons lead series, 8-4  
 1973—Falcons, 41-0 (SD)  
 1979—Falcons, 28-26 (SD)  
 1988—Chargers, 10-7 (A)  
 1991—Falcons, 13-10 (SD)  
 1994—Falcons, 10-9 (A)  
 1997—Falcons, 14-3 (SD)  
 2004—Falcons, 21-20 (A)  
 2008—Falcons, 22-16 (SD)  
 2012—Falcons, 27-3 (SD)  
 2016—Chargers, 33-30 (A) OT  
 2020—Chargers, 20-17 (LA)  
 2022—Chargers, 20-17 (A)  
 (RS Pts.—Falcons 247, Chargers 170)  
*\*Franchise in San Diego from 1961-2016*

### ATLANTA vs. \*L.A. RAMS

RS: Rams lead series, 49-28-2;  
 PS: Falcons lead series, 2-0  
 1966—Rams, 19-14 (A)  
 1967—Rams, 31-3 (A)  
     Rams, 20-3 (LA)  
 1968—Rams, 27-14 (LA)  
     Rams, 17-10 (A)  
 1969—Rams, 17-7 (LA)  
     Rams, 38-6 (A)  
 1970—Tie, 10-10 (LA)  
     Rams, 17-7 (A)  
 1971—Tie, 20-20 (LA)  
     Rams, 24-16 (A)  
 1972—Falcons, 31-3 (A)  
     Rams, 20-7 (LA)  
 1973—Rams, 31-0 (LA)  
     Falcons, 15-13 (A)  
 1974—Rams, 21-0 (LA)  
     Rams, 30-7 (A)  
 1975—Rams, 22-7 (LA)  
     Rams, 16-7 (A)  
 1976—Rams, 30-14 (A)  
     Rams, 59-0 (LA)  
 1977—Falcons, 17-6 (A)  
     Rams, 23-7 (LA)  
 1978—Rams, 10-0 (LA)  
     Falcons, 15-7 (A)  
 1979—Rams, 20-14 (LA)  
     Rams, 34-13 (A)  
 1980—Falcons, 13-10 (A)  
     Rams, 20-17 (LA) OT  
 1981—Rams, 37-35 (A)  
     Rams, 21-16 (LA)  
 1982—Falcons, 34-17 (A)  
 1983—Rams, 27-21 (LA)  
     Rams, 36-13 (A)  
 1984—Falcons, 30-28 (LA)  
     Rams, 24-10 (A)  
 1985—Rams, 17-6 (LA)  
     Falcons, 30-14 (A)  
 1986—Falcons, 26-14 (A)  
     Rams, 14-7 (LA)  
 1987—Falcons, 24-20 (A)  
     Rams, 33-0 (LA)  
 1988—Rams, 33-0 (A)  
     Rams, 22-7 (LA)  
 1989—Rams, 31-21 (A)  
     Rams, 26-14 (LA)  
 1990—Rams, 44-24 (LA)  
     Falcons, 20-13 (A)  
 1991—Falcons, 31-14 (A)  
     Falcons, 31-14 (LA)  
 1992—Falcons, 30-28 (A)  
     Rams, 38-27 (LA)  
 1993—Falcons, 30-24 (A)  
     Falcons, 13-0 (LA)  
 1994—Falcons, 31-13 (A)  
     Falcons, 8-5 (LA)  
 1995—Rams, 21-19 (StL)  
     Falcons, 31-6 (A)  
 1996—Rams, 59-16 (StL)  
     Rams, 34-27 (A)  
 1997—Falcons, 34-31 (A)  
     Falcons, 27-21 (StL)  
 1998—Falcons, 37-15 (A)  
     Falcons, 21-10 (StL)  
 1999—Rams, 35-7 (StL)  
     Rams, 41-13 (A)  
 2000—Rams, 41-20 (A)  
     Rams, 45-29 (StL)  
 2001—Rams, 35-6 (A)  
     Rams, 31-13 (StL)  
 2003—Rams, 36-0 (StL)  
 2004—Falcons, 34-17 (A)  
     \*\*Falcons, 47-17 (A)  
 2007—Rams, 28-16 (StL)  
 2008—Falcons, 31-27 (A)  
 2010—Falcons, 34-17 (StL)

2013—Falcons, 31-24 (A)  
 2016—Falcons, 42-14 (LA)  
 2017—\*\*\*Falcons, 26-13 (LA)  
 2019—Rams, 37-10 (A)  
 2022—Rams, 31-27 (LA)  
 (RS Pts.—Rams 1,878, Falcons 1,358)  
 (PS Pts.—Falcons 73, Rams 30)  
*\*Franchise in St. Louis from 1995-2015*

### \*\*NFC Divisional Playoff

### \*\*\*NFC Wild Card Playoff

### ATLANTA vs. MIAMI

RS: Dolphins lead series, 9-5  
 1970—Dolphins, 20-7 (A)  
 1974—Dolphins, 42-7 (M)  
 1980—Dolphins, 20-17 (A)  
 1983—Dolphins, 31-24 (M)  
 1986—Falcons, 20-14 (M)  
 1992—Dolphins, 21-17 (M)  
 1995—Dolphins, 21-20 (M)  
 1998—Falcons, 38-16 (A)  
 2001—Dolphins, 21-14 (M)  
 2005—Falcons, 17-10 (M)  
 2009—Falcons, 19-7 (A)  
 2013—Dolphins, 27-23 (M)  
 2017—Dolphins, 20-17 (A)  
 2021—Falcons, 30-28 (M)  
 (RS Pts.—Dolphins 298, Falcons 270)

### ATLANTA vs. MINNESOTA

RS: Vikings lead series, 20-11;  
 PS: Series tied, 1-1

1966—Falcons, 20-13 (M)  
 1967—Falcons, 21-20 (A)  
 1968—Vikings, 47-7 (M)  
 1969—Falcons, 10-3 (A)  
 1970—Vikings, 37-7 (A)  
 1971—Vikings, 24-7 (M)  
 1973—Falcons, 20-14 (A)  
 1974—Vikings, 23-10 (M)  
 1975—Vikings, 38-0 (M)  
 1977—Vikings, 14-7 (A)  
 1980—Vikings, 24-23 (M)  
 1981—Falcons, 31-30 (A)  
 1982—Vikings, 30-24 (M)  
 1984—Vikings, 27-20 (M)  
 1985—Falcons, 14-13 (A)  
 1987—Vikings, 24-13 (M)  
 1989—Vikings, 43-17 (M)  
 1991—Vikings, 20-19 (A)  
 1996—Vikings, 23-17 (A)  
 1998—\*\*Falcons, 30-27 (M) OT  
 1999—Vikings, 17-14 (A)  
 2002—Falcons, 30-24 (M) OT  
 2003—Vikings, 39-26 (A)  
 2005—Falcons, 30-10 (A)  
 2007—Vikings, 24-3 (M)  
 2008—Falcons, 24-17 (M)  
 2011—Falcons, 24-14 (A)  
 2014—Vikings, 41-28 (M)  
 2015—Vikings, 20-10 (A)  
 2017—Vikings, 14-9 (A)  
 2019—Vikings, 28-12 (M)  
 2020—Falcons, 40-23 (M)  
 2023—Vikings, 31-28 (A)  
 (RS Pts.—Vikings 739, Falcons 541)  
 (PS Pts.—Vikings 57, Falcons 54)  
*\*NFC First-Round/Wild Card Playoff*  
*\*\*NFC Championship*

### ATLANTA vs. NEW ENGLAND

RS: Patriots lead series, 9-6;  
 PS: Patriots lead series, 1-0  
 1972—Patriots, 21-20 (NE)  
 1977—Patriots, 16-10 (A)  
 1980—Falcons, 37-21 (NE)  
 1983—Falcons, 24-13 (A)  
 1986—Patriots, 25-17 (NE)  
 1989—Falcons, 16-15 (A)  
 1992—Falcons, 34-0 (A)  
 1995—Falcons, 30-17 (A)  
 1998—Falcons, 41-10 (NE)

## ALL-TIME TEAM VS. TEAM RESULTS

2001—Patriots, 24-10 (A)  
 2005—Patriots, 31-28 (A)  
 2009—Patriots, 26-10 (NE)  
 2013—Patriots, 30-23 (A)  
 2016—\*Patriots, 34-28 (Houston) OT  
 2017—Patriots, 23-7 (NE)  
 2021—Patriots, 25-0 (A)  
 (RS Pts.—Falcons 307, Patriots 297)  
 (PS Pts.—Patriots 34, Falcons 28)

\*Super Bowl LI

### ATLANTA vs. NEW ORLEANS

RS: Saints lead series, 55-54;  
 PS: Falcons lead series, 1-0  
 1967—Saints, 27-24 (NO)  
 1969—Falcons, 45-17 (A)  
 1970—Falcons, 14-3 (NO)  
     Falcons, 32-14 (A)  
 1971—Falcons, 28-6 (A)  
     Falcons, 24-20 (NO)  
 1972—Falcons, 21-14 (NO)  
     Falcons, 36-20 (A)  
 1973—Falcons, 62-7 (NO)  
     Falcons, 14-10 (A)  
 1974—Saints, 14-13 (NO)  
     Saints, 13-3 (A)  
 1975—Falcons, 14-7 (A)  
     Saints, 23-7 (NO)  
 1976—Saints, 30-0 (NO)  
     Falcons, 23-20 (A)  
 1977—Saints, 21-20 (NO)  
     Falcons, 35-7 (A)  
 1978—Falcons, 20-17 (NO)  
     Falcons, 20-17 (A)  
 1979—Falcons, 40-34 (NO) OT  
     Saints, 37-6 (A)  
 1980—Falcons, 41-14 (NO)  
     Falcons, 31-13 (A)  
 1981—Falcons, 27-0 (A)  
     Falcons, 41-10 (NO)  
 1982—Falcons, 35-0 (A)  
     Saints, 35-6 (NO)  
 1983—Saints, 19-17 (A)  
     Saints, 27-10 (NO)  
 1984—Falcons, 36-28 (NO)  
     Saints, 17-13 (A)  
 1985—Falcons, 31-24 (A)  
     Falcons, 16-10 (NO)  
 1986—Falcons, 31-10 (NO)  
     Saints, 14-9 (A)  
 1987—Saints, 38-0 (A)  
 1988—Saints, 29-21 (A)  
     Saints, 10-9 (NO)  
 1989—Saints, 20-13 (NO)  
     Saints, 26-17 (A)  
 1990—Falcons, 28-27 (A)  
     Saints, 10-7 (NO)  
 1991—Saints, 27-6 (A)  
     Falcons, 23-20 (NO) OT  
     \*Falcons, 27-20 (NO)  
 1992—Saints, 10-7 (A)  
     Saints, 22-14 (NO)  
 1993—Saints, 34-31 (A)  
     Falcons, 26-15 (NO)  
 1994—Saints, 33-32 (NO)  
     Saints, 29-20 (A)  
 1995—Falcons, 27-24 (NO) OT  
     Falcons, 19-14 (A)  
 1996—Falcons, 17-15 (A)  
     Falcons, 31-15 (NO)  
 1997—Falcons, 23-17 (NO)  
     Falcons, 20-3 (A)  
 1998—Falcons, 31-23 (A)  
     Falcons, 27-17 (NO)  
 1999—Falcons, 20-17 (NO)  
     Falcons, 35-12 (A)  
 2000—Saints, 21-19 (A)  
     Saints, 23-7 (NO)

2001—Falcons, 20-13 (NO)  
     Saints, 28-10 (A)  
 2002—Falcons, 37-35 (NO)  
     Falcons, 24-17 (A)  
 2003—Saints, 45-17 (A)  
     Saints, 23-20 (NO) OT  
 2004—Falcons, 24-21 (A)  
     Saints, 26-13 (NO)  
 2005—Falcons, 34-31 (San Antonio)  
     Falcons, 36-17 (A)  
 2006—Saints, 23-3 (NO)  
     Saints, 31-13 (A)  
 2007—Saints, 22-16 (NO)  
     Saints, 34-14 (A)  
 2008—Falcons, 34-20 (A)  
     Saints, 29-25 (NO)  
 2009—Saints, 35-27 (NO)  
     Saints, 26-23 (A)  
 2010—Falcons, 27-24 (NO) OT  
     Saints, 17-14 (A)  
 2011—Saints, 26-23 (A) OT  
     Saints, 45-16 (NO)  
 2012—Saints, 31-27 (NO)  
     Falcons, 23-13 (A)  
 2013—Saints, 23-17 (NO)  
     Saints, 17-13 (A)  
 2014—Falcons, 37-34 (A) OT  
     Falcons, 30-14 (NO)  
 2015—Saints, 31-21 (NO)  
     Saints, 20-17 (A)  
 2016—Falcons, 45-32 (NO)  
     Falcons, 38-32 (A)  
 2017—Falcons, 20-17 (A)  
     Saints, 23-13 (NO)  
 2018—Saints, 43-37 (A) OT  
     Saints, 31-17 (NO)  
 2019—Falcons, 26-9 (NO)  
     Saints, 26-18 (A)  
 2020—Saints, 24-9 (NO)  
     Saints, 21-16 (A)  
 2021—Falcons, 27-25 (NO)  
     Saints, 30-20 (A)  
 2022—Saints, 27-26 (A)  
     Saints, 21-18 (NO)  
 2023—Falcons, 24-15 (A)  
     Saints, 48-17 (NO)

(RS Pts.—Falcons 2,401, Saints 2,345)

(PS Pts.—Falcons 27, Saints 20)

\*NFC Wild Card Playoff

### ATLANTA vs. N.Y. GIANTS

RS: Falcons lead series, 14-11;  
 PS: Giants lead series, 1-0  
 1966—Falcons, 27-16 (NY)  
 1968—Falcons, 24-21 (A)  
 1971—Giants, 21-17 (A)  
 1974—Falcons, 14-7 (New Haven)  
 1977—Falcons, 17-3 (A)  
 1978—Falcons, 23-20 (A)  
 1979—Giants, 24-3 (NY)  
 1981—Giants, 27-24 (A) OT  
 1982—Falcons, 16-14 (NY)  
 1983—Giants, 16-13 (A) OT  
 1984—Giants, 19-7 (A)  
 1988—Giants, 23-16 (A)  
 1998—Falcons, 34-20 (NY)  
 2000—Giants, 13-6 (A)  
 2002—Falcons, 17-10 (NY)  
 2003—Falcons, 27-7 (NY)  
 2004—Falcons, 14-10 (NY)  
 2006—Giants, 27-14 (A)  
 2007—Giants, 31-10 (A)  
 2009—Giants, 34-31 (NY) OT  
 2011—\*Giants, 24-2 (NY)  
 2012—Falcons, 34-0 (A)  
 2014—Giants, 30-20 (NY)  
 2015—Falcons, 24-20 (NY)  
 2018—Falcons, 23-20 (A)  
 2021—Falcons, 17-14 (NY)

(RS Pts.—Falcons 472, Giants 447)  
 (PS Pts.—Giants 24, Falcons 2)

\*NFC Wild Card Playoff

### ATLANTA vs. N.Y. JETS

RS: Saints lead series, 9-5  
 1973—Falcons, 28-20 (NY)  
 1980—Jets, 14-7 (A)  
 1983—Falcons, 27-21 (NY)  
 1986—Jets, 28-14 (A)  
 1989—Jets, 27-7 (NY)  
 1992—Falcons, 20-17 (A)  
 1995—Falcons, 13-3 (A)  
 1998—Jets, 28-3 (NY)  
 2005—Falcons, 27-14 (A)  
 2009—Falcons, 10-7 (NY)  
 2013—Jets, 30-28 (A)  
 2017—Falcons, 25-20 (NY)  
 2021—Falcons, 27-20 (London)  
 2023—Falcons, 13-8 (NY)  
 (RS Pts.—Jets 257, Falcons 249)

### ATLANTA vs. PHILADELPHIA

RS: Eagles lead series, 18-14-1;  
 PS: Eagles lead series, 3-1  
 1966—Eagles, 23-10 (P)  
 1967—Eagles, 38-7 (A)  
 1969—Falcons, 27-3 (P)  
 1970—Tie, 13-13 (P)  
 1973—Falcons, 44-27 (P)  
 1976—Eagles, 14-13 (A)  
 1978—\*Falcons, 14-13 (A)  
 1979—Falcons, 14-10 (P)  
 1980—Falcons, 20-17 (P)  
 1981—Eagles, 16-13 (P)  
 1983—Eagles, 28-24 (A)  
 1984—Falcons, 26-10 (A)  
 1985—Eagles, 23-17 (P) OT  
 1986—Eagles, 16-0 (A)  
 1988—Falcons, 27-24 (P)  
 1990—Eagles, 24-23 (A)  
 1994—Falcons, 28-21 (A)  
 1996—Eagles, 33-18 (A)  
 1997—Falcons, 20-17 (A)  
 1998—Falcons, 17-12 (A)  
 2000—Eagles, 38-10 (P)  
 2002—\*\*Eagles, 20-6 (P)  
 2003—Eagles, 23-16 (A)  
 2004—\*\*\*Eagles, 27-10 (P)  
 2005—Falcons, 14-10 (A)  
 2006—Eagles, 24-17 (P)  
 2008—Eagles, 27-14 (P)  
 2009—Eagles, 34-7 (A)  
 2010—Eagles, 31-17 (P)  
 2011—Falcons, 35-31 (A)  
 2012—Falcons, 30-17 (P)  
 2015—Falcons, 26-24 (A)  
 2016—Eagles, 24-15 (P)  
 2017—\*\*Eagles, 15-10 (P)  
 2018—Eagles, 18-12 (P)  
 2019—Falcons, 24-20 (A)  
 2021—Eagles, 32-6 (A)  
 (RS Pts.—Eagles 722, Falcons 604)  
 (PS Pts.—Eagles 75, Falcons 40)  
 \*NFC Wild Card Playoff  
 \*\*NFC Divisional Playoff  
 \*\*\*NFC Championship

### ATLANTA vs. PITTSBURGH

RS: Steelers lead series, 15-2-1  
 1966—Steelers, 57-33 (A)  
 1968—Steelers, 41-21 (A)  
 1970—Falcons, 27-16 (A)  
 1974—Steelers, 24-17 (P)  
 1978—Steelers, 31-7 (P)  
 1981—Steelers, 34-20 (A)  
 1984—Steelers, 35-10 (P)  
 1987—Steelers, 28-12 (A)  
 1990—Steelers, 21-9 (P)  
 1993—Steelers, 45-17 (A)  
 1996—Steelers, 20-17 (A)

## ALL-TIME TEAM VS. TEAM RESULTS

1999—Steelers, 13-9 (P)  
 2002—Tie, 34-34 (P) OT  
 2006—Falcons, 41-38 (A) OT  
 2010—Steelers, 15-9 (P) OT  
 2014—Steelers, 27-20 (A)  
 2018—Steelers, 41-17 (P)  
 2022—Steelers, 19-16 (A)  
 (RS Pts.—Steelers 539, Falcons 336)

### ATLANTA vs. SAN FRANCISCO

RS: 49ers lead series, 47-32-1;

PS: Series tied, 1-1

1966—49ers, 44-7 (A)

1967—49ers, 38-7 (SF)

49ers, 34-28 (A)

1968—49ers, 28-13 (SF)

49ers, 14-12 (A)

1969—49ers, 24-12 (A)

Falcons, 21-7 (SF)

1970—Falcons, 21-20 (A)

49ers, 24-20 (SF)

1971—Falcons, 20-17 (A)

49ers, 24-3 (SF)

1972—49ers, 49-14 (A)

49ers, 20-0 (SF)

1973—49ers, 13-9 (A)

Falcons, 17-3 (SF)

1974—49ers, 16-10 (A)

49ers, 27-0 (SF)

1975—Falcons, 17-3 (SF)

Falcons, 31-9 (A)

1976—49ers, 15-0 (SF)

Falcons, 21-16 (A)

1977—Falcons, 7-0 (SF)

49ers, 10-3 (A)

1978—Falcons, 20-17 (SF)

Falcons, 21-10 (A)

1979—49ers, 20-15 (SF)

Falcons, 31-21 (A)

1980—Falcons, 20-17 (SF)

Falcons, 35-10 (A)

1981—Falcons, 34-17 (A)

49ers, 17-14 (SF)

1982—Falcons, 17-7 (SF)

1983—49ers, 24-20 (SF)

Falcons, 28-24 (A)

1984—49ers, 14-5 (SF)

49ers, 35-17 (A)

1985—49ers, 35-16 (SF)

49ers, 38-17 (A)

1986—Tie, 10-10 (A) OT

49ers, 20-0 (SF)

1987—49ers, 25-17 (A)

49ers, 35-7 (SF)

1988—Falcons, 34-17 (SF)

49ers, 13-3 (A)

1989—49ers, 45-3 (SF)

49ers, 23-10 (A)

1990—49ers, 19-13 (SF)

49ers, 45-35 (A)

1991—Falcons, 39-34 (SF)

Falcons, 17-14 (A)

1992—49ers, 56-17 (SF)

49ers, 41-3 (A)

1993—49ers, 37-30 (SF)

Falcons, 27-24 (A)

1994—49ers, 42-3 (A)

49ers, 50-14 (SF)

1995—49ers, 41-10 (SF)

Falcons, 28-27 (A)

1996—49ers, 39-17 (SF)

49ers, 34-10 (A)

1997—49ers, 34-7 (SF)

49ers, 35-28 (A)

1998—49ers, 31-20 (SF)

Falcons, 31-19 (A)

\*Falcons, 20-18 (A)

1999—49ers, 26-7 (SF)

Falcons, 34-29 (A)

2000—Falcons, 36-28 (A)

49ers, 16-6 (SF)

2001—49ers, 16-13 (SF) OT

49ers, 37-31 (A) OT

2004—Falcons, 21-19 (SF)

2007—Falcons, 20-16 (A)

2009—Falcons, 45-10 (SF)

2010—Falcons, 16-14 (A)

2012—\*\*49ers, 28-24 (A)

2013—49ers, 34-24 (SF)

2015—49ers, 17-16 (SF)

2016—Falcons, 41-13 (A)

2019—Falcons, 29-22 (SF)

2021—49ers, 31-13 (SF)

2022—Falcons, 28-14 (A)

(RS Pts.—49ers 1,901, Falcons 1,428)

(PS Pts.—49ers 46, Falcons 44)

\**NFC Divisional Playoff*

\*\**NFC Championship*

### ATLANTA vs. SEATTLE

RS: Seahawks lead series, 12-7;

PS: Falcons lead series, 2-0

1976—Seahawks, 30-13 (S)

1979—Seahawks, 31-28 (A)

1985—Seahawks, 30-26 (S)

1988—Seahawks, 31-20 (A)

1991—Falcons, 26-13 (A)

1997—Falcons, 24-17 (S)

2000—Seahawks, 30-10 (A)

2002—Seahawks, 30-24 (A) OT

2004—Seahawks, 28-26 (S)

2005—Seahawks, 21-18 (S)

2007—Falcons, 44-41 (A)

2010—Falcons, 34-18 (S)

2011—Falcons, 30-28 (S)

2012—\*Falcons, 30-28 (A)

2013—Seahawks, 33-10 (A)

2016—Seahawks, 26-24 (S)

\*Falcons, 36-20 (A)

2017—Falcons, 34-31 (S)

2019—Seahawks, 27-20 (A)

2020—Seahawks, 38-25 (A)

2022—Falcons, 27-23 (S)

(RS Pts.—Seahawks 526, Falcons 463)

(PS Pts.—Falcons 66, Seahawks 48)

\**NFC Divisional Playoff*

### ATLANTA vs. TAMPA BAY

RS: Buccaneers lead series, 31-30

1977—Falcons, 17-0 (TB)

1978—Buccaneers, 14-9 (TB)

1979—Falcons, 17-14 (A)

1981—Buccaneers, 24-23 (TB)

1984—Buccaneers, 23-6 (TB)

1986—Falcons, 23-20 (TB) OT

1987—Buccaneers, 48-10 (TB)

1988—Falcons, 17-10 (A)

1990—Buccaneers, 23-17 (TB)

1991—Falcons, 43-7 (A)

1992—Falcons, 35-7 (TB)

1993—Buccaneers, 31-24 (A)

1994—Falcons, 34-13 (A)

1995—Falcons, 24-21 (TB)

1997—Buccaneers, 31-10 (A)

1999—Buccaneers, 19-10 (TB)

2000—Buccaneers, 27-14 (A)

2002—Buccaneers, 20-6 (A)

Buccaneers, 34-10 (TB)

2003—Buccaneers, 31-10 (A)

Falcons, 30-28 (TB)

2004—Falcons, 24-14 (A)

Buccaneers, 27-0 (TB)

2005—Buccaneers, 30-27 (A)

Buccaneers, 27-24 (TB) OT

2006—Falcons, 14-3 (A)

Falcons, 17-6 (TB)

2007—Buccaneers, 31-7 (A)

Buccaneers, 37-3 (TB)

2008—Buccaneers, 24-9 (TB)

Falcons, 13-10 (A) OT

2009—Falcons, 20-17 (A)

Falcons, 20-10 (TB)

2010—Falcons, 27-21 (A)

Falcons, 28-24 (TB)

2011—Buccaneers, 16-13 (TB)

Falcons, 45-24 (A)

2012—Falcons, 24-23 (TB)

Buccaneers, 22-17 (A)

2013—Falcons, 31-23 (A)

Buccaneers, 41-28 (TB)

2014—Falcons, 56-14 (A)

Falcons, 27-17 (TB)

2015—Buccaneers, 23-20 (A) OT

Buccaneers, 23-19 (TB)

2016—Buccaneers, 31-24 (A)

Falcons, 43-28 (TB)

2017—Falcons, 34-20 (A)

Falcons, 24-21 (TB)

2018—Falcons, 34-29 (A)

Falcons, 34-32 (TB)

2019—Buccaneers, 35-22 (A)

Falcons, 28-22 (TB) OT

2020—Buccaneers, 31-27 (A)

Buccaneers, 44-27 (TB)

2021—Buccaneers, 48-25 (TB)

Buccaneers, 30-17 (A)

2022—Buccaneers, 21-15 (TB)

Falcons, 30-17 (A)

2023—Falcons 16-13 (TB)

Buccaneers, 29-25 (A)

(RS Pts.—Buccaneers 1,403, Falcons 1,327)

### ATLANTA vs. TENNESSEE

RS: Titans lead series, 9-7

1972—Falcons, 20-10 (A)

1976—Oilers, 20-14 (H)

1978—Falcons, 20-14 (A)

1981—Falcons, 31-27 (H)

1984—Falcons, 42-10 (A)

1987—Oilers, 37-33 (H)

1990—Falcons, 47-27 (A)

1993—Oilers, 33-17 (H)

1996—Oilers, 23-13 (A)

1999—Titans, 30-17 (T)

2003—Titans, 38-31 (A)

2007—Titans, 20-13 (T)

2011—Falcons, 23-17 (A)

2015—Falcons, 10-7 (T)

2019—Titans, 24-10 (A)

2023—Titans, 28-23 (T)

(RS Pts.—Titans 365, Falcons 364)

\**Franchise in Houston prior to 1997; known*

*as Oilers prior to 1999*

### ATLANTA vs. WASHINGTON

RS: Commanders lead series, 17-10-1;

PS: Commanders lead series, 1-0

1966—Redskins, 33-20 (W)

1967—Tie, 20-20 (A)

1969—Redskins, 27-20 (W)

1972—Redskins, 24-13 (W)

1975—Redskins, 30-27 (A)

1977—Redskins, 10-6 (W)

1978—Falcons, 20-17 (A)

1979—Redskins, 16-7 (A)

1980—Falcons, 10-6 (A)

1983—Redskins, 37-21 (W)

1984—Redskins, 27-14 (W)

1985—Redskins, 44-10 (A)

1987—Falcons, 21-20 (A)

1989—Redskins, 31-30 (A)

1991—Redskins, 56-17 (W)

\*\*Redskins, 24-7 (W)

1992—Redskins, 24-17 (W)

1993—Redskins, 30-17 (W)

1994—Falcons, 27-20 (W)

2003—Redskins, 33-31 (A)

2006—Falcons, 24-14 (W)

2009—Falcons, 31-17 (A)

2012—Falcons, 24-17 (W)

2013—Falcons, 27-26 (A)

## ALL-TIME TEAM VS. TEAM RESULTS

2015—Falcons, 25-19 (A) OT  
 2018—Falcons, 38-14 (W)  
 2021—Washington, 34-30 (A)  
 2022—Commanders, 19-13 (W)  
 2023—Commanders, 24-16 (A)  
 (RS Pts.—Commanders 689, Falcons 576)  
 (PS Pts.—Commanders 24, Falcons 7)  
*\*Franchise known as Redskins prior to 2020;  
 known as Washington Football Team prior to 2022  
 \*\*NFC Divisional Playoff*

### BALTIMORE vs. ARIZONA

RS: Ravens lead series, 6-2;  
 See Arizona vs. Baltimore

### BALTIMORE vs. ATLANTA

RS: Ravens lead series, 5-2;  
 See Atlanta vs. Baltimore

### BALTIMORE vs. BUFFALO

RS: Ravens lead series, 6-4;  
 PS: Bills lead series, 1-0  
 1999—Bills, 13-10 (Balt)  
 2004—Ravens, 20-6 (Balt)  
 2006—Ravens, 19-7 (Balt)  
 2007—Bills, 19-14 (Buf)  
 2010—Ravens, 37-34 (Balt) OT  
 2013—Bills, 23-20 (Buf)  
 2016—Ravens, 13-7 (Balt)  
 2018—Ravens, 47-3 (Balt)  
 2019—Ravens, 24-17 (Buf)  
 2020—\*Bills, 17-3 (Buf)  
 2022—Bills, 23-20 (Balt)

(RS Pts.—Ravens 224, Bills 152)

(PS Pts.—Bills 17, Ravens 3)

*\*AFC Divisional Playoff*

### BALTIMORE vs. CAROLINA

RS: Panthers lead series, 4-3  
 1996—Panthers, 27-16 (C)  
 2002—Panthers, 10-7 (C)  
 2006—Panthers, 23-21 (B)  
 2010—Ravens, 37-13 (C)  
 2014—Ravens, 38-10 (B)  
 2018—Panthers, 36-21 (C)  
 2022—Ravens, 13-3 (B)  
 (RS Pts.—Ravens 153, Panthers 122)

### BALTIMORE vs. CHICAGO

RS: Bears lead series, 4-3  
 1998—Bears, 24-3 (C)  
 2001—Ravens, 17-6 (B)  
 2005—Bears, 10-6 (C)  
 2009—Ravens, 31-7 (C)  
 2013—Bears, 23-20 (C) OT  
 2017—Bears, 27-24 (B) OT  
 2021—Ravens, 16-13 (C)  
 (RS Pts.—Ravens 117, Bears 110)

### BALTIMORE vs. CINCINNATI

RS: Ravens lead series, 30-26  
 PS: Bengals lead series, 1-0  
 1996—Bengals, 24-21 (B)  
     Bengals, 21-14 (C)  
 1997—Ravens, 23-10 (B)  
     Bengals, 16-14 (C)  
 1998—Ravens, 31-24 (B)  
     Ravens, 20-13 (C)  
 1999—Ravens, 34-31 (C)  
     Ravens, 22-0 (B)  
 2000—Ravens, 37-0 (B)  
     Ravens, 27-7 (C)  
 2001—Bengals, 21-10 (C)  
     Ravens, 16-0 (B)  
 2002—Ravens, 38-27 (B)  
     Ravens, 27-23 (C)  
 2003—Bengals, 34-26 (C)  
     Ravens, 31-13 (B)  
 2004—Ravens, 23-9 (C)  
     Bengals, 27-26 (B)  
 2005—Bengals, 21-9 (B)  
     Bengals, 42-29 (C)  
 2006—Ravens, 26-20 (B)  
     Bengals, 13-7 (C)

2007—Bengals, 27-20 (C)  
     Bengals, 21-7 (B)  
 2008—Ravens, 17-10 (B)  
     Ravens, 34-3 (C)  
 2009—Bengals, 17-14 (B)  
     Bengals, 17-7 (C)  
 2010—Bengals, 15-10 (C)  
     Ravens, 13-7 (B)  
 2011—Ravens, 31-24 (B)  
     Ravens, 24-16 (C)  
 2012—Ravens, 44-13 (B)  
     Bengals, 23-17 (C)  
 2013—Ravens, 20-17 (B) OT  
     Bengals, 34-17 (C)  
 2014—Bengals, 23-16 (B)  
     Bengals, 27-24 (C)  
 2015—Bengals, 28-24 (B)  
     Bengals, 24-16 (C)  
 2016—Ravens, 19-14 (B)  
     Bengals, 27-10 (C)  
 2017—Ravens, 20-0 (C)  
     Bengals, 31-27 (B)  
 2018—Bengals, 34-23 (C)  
     Ravens, 24-21 (B)  
 2019—Ravens, 23-17 (B)  
     Ravens, 49-13 (C)  
 2020—Ravens, 27-3 (B)  
     Ravens, 38-3 (C)  
 2021—Bengals, 41-17 (B)  
     Bengals, 41-21 (C)  
 2022—Ravens, 19-17 (B)  
     Bengals, 27-16 (C)  
     \*Bengals, 24-17 (C)  
 2023—Ravens, 27-24 (C)  
     Ravens, 34-20 (B)

(RS Pts.—Ravens 1,260, Bengals 1,075)

(PS Pts.—Bengals 24, Ravens 17)

*\*AFC Wild Card Playoff*

### BALTIMORE vs. CLEVELAND

RS: Ravens lead series, 36-14  
 1999—Ravens, 17-10 (B)  
     Ravens, 41-9 (C)  
 2000—Ravens, 12-0 (C)  
     Ravens, 44-7 (B)  
 2001—Browns, 24-14 (C)  
     Browns, 27-17 (B)  
 2002—Ravens, 26-21 (C)  
     Browns, 14-13 (B)  
 2003—Ravens, 33-13 (B)  
     Ravens, 35-0 (C)  
 2004—Browns, 20-3 (C)  
     Ravens, 27-13 (B)  
 2005—Ravens, 16-3 (B)  
     Browns, 20-16 (C)  
 2006—Ravens, 15-14 (C)  
     Ravens, 27-17 (B)  
 2007—Browns, 27-13 (C)  
     Browns, 33-30 (B) OT  
 2008—Ravens, 28-10 (B)  
     Ravens, 37-27 (C)  
 2009—Ravens, 34-3 (B)  
     Ravens, 16-0 (C)  
 2010—Ravens, 24-17 (B)  
     Ravens, 20-10 (C)  
 2011—Ravens, 24-10 (C)  
     Ravens, 20-14 (B)  
 2012—Ravens, 23-16 (B)  
     Ravens, 25-15 (C)  
 2013—Ravens, 14-6 (B)  
     Browns, 24-18 (C)  
 2014—Ravens, 23-21 (C)  
     Ravens, 20-10 (B)  
 2015—Browns, 33-30 (B) OT  
     Ravens, 33-27 (C)  
 2016—Ravens, 25-20 (C)  
     Ravens, 28-7 (B)  
 2017—Ravens, 24-10 (B)  
     Ravens, 27-10 (C)

2018—Browns, 12-9 (C) OT  
     Ravens, 26-24 (B)  
 2019—Browns, 40-25 (B)  
     Ravens, 31-15 (C)  
 2020—Ravens, 38-6 (B)  
     Ravens, 47-42 (C)  
 2021—Ravens, 16-10 (B)  
     Browns, 24-22 (C)  
 2022—Ravens, 23-20 (B)  
     Browns, 13-3 (C)  
 2023—Ravens, 28-3 (C)  
     Browns, 33-31 (B)

(RS Pts.—Ravens 1,191, Browns 804)

### BALTIMORE vs. DALLAS

RS: Ravens lead series, 5-1  
 2000—Ravens, 27-0 (B)  
 2004—Ravens, 30-10 (B)  
 2008—Ravens, 33-24 (D)  
 2012—Ravens, 31-29 (B)  
 2016—Cowboys, 27-17 (D)  
 2020—Ravens, 34-17 (B)  
 (RS Pts.—Ravens 172, Cowboys 107)

### BALTIMORE vs. DENVER

RS: Ravens lead series, 8-6;  
 PS: Ravens lead series, 2-0  
 1996—Broncos, 45-34 (D)  
 2000—\*Ravens, 21-3 (B)  
 2001—Ravens, 20-13 (D)  
 2002—Ravens, 34-23 (B)  
 2003—Ravens, 26-6 (B)  
 2005—Broncos, 12-10 (D)  
 2006—Broncos, 13-3 (D)  
 2009—Ravens, 30-7 (B)  
 2010—Ravens, 31-17 (B)  
 2012—Broncos, 34-17 (B)  
     \*\*Ravens, 38-35 (D) 2 OT

2013—Broncos, 49-27 (D)  
 2015—Broncos, 19-13 (D)  
 2018—Ravens, 27-14 (B)  
 2021—Ravens, 23-7 (D)  
 2022—Ravens, 10-9 (B)

(RS Pts.—Ravens 305, Broncos 268)

(PS Pts.—Ravens 59, Broncos 38)

*\*AFC Wild Card Playoff*

*\*\*AFC Divisional Playoff*

### BALTIMORE vs. DETROIT

RS: Ravens lead series, 6-1  
 1998—Ravens, 19-10 (B)  
 2005—Lions, 35-17 (D)  
 2009—Ravens, 48-3 (B)  
 2013—Ravens, 18-16 (D)  
 2017—Ravens, 44-20 (B)  
 2021—Ravens, 19-17 (D)  
 2023—Ravens, 38-6 (B)  
 (RS Pts.—Ravens 203, Lions 107)

### BALTIMORE vs. GREEN BAY

RS: Packers lead series, 5-2  
 1998—Packers, 28-10 (GB)  
 2001—Packers, 31-23 (GB)  
 2005—Ravens, 48-3 (B)  
 2009—Packers, 27-14 (GB)  
 2013—Packers, 19-17 (B)  
 2017—Ravens, 23-0 (GB)  
 2021—Packers, 31-30 (B)  
 (RS Pts.—Ravens 165, Packers 139)

### BALTIMORE vs. HOUSTON

RS: Ravens lead series, 10-2;  
 PS: Ravens lead series, 2-0  
 2002—Ravens, 23-19 (H)  
 2005—Ravens, 16-15 (B)  
 2008—Ravens, 41-13 (H)  
 2010—Ravens, 34-28 (H) OT  
 2011—Ravens, 29-14 (B)  
     \*Ravens, 20-13 (B)  
 2012—Texans, 43-13 (H)  
 2013—Ravens, 30-9 (B)  
 2014—Texans, 25-13 (H)  
 2017—Ravens, 23-16 (B)  
 2019—Ravens, 41-7 (B)

## ALL-TIME TEAM VS. TEAM RESULTS

2020—Ravens, 33-16 (H)  
 2023—Ravens, 25-9 (B)  
     \*Ravens, 34-10 (B)  
 (RS Pts.—Ravens 321, Texans 214)  
 (PS Pts.—Ravens 54, Texans 23)  
*\*AFC Divisional Playoff*  
**BALTIMORE vs. INDIANAPOLIS**  
 RS: Colts lead series, 9-6;  
 PS: Colts lead series, 2-1  
 1996—Colts, 26-21 (I)  
 1998—Ravens, 38-31 (B)  
 2001—Ravens, 39-27 (B)  
 2002—Colts, 22-20 (I)  
 2004—Colts, 20-10 (I)  
 2005—Colts, 24-7 (B)  
 2006—\*Colts, 15-6 (B)  
 2007—Colts, 44-20 (B)  
 2008—Colts, 31-3 (I)  
 2009—Colts, 17-15 (B)  
     \*Colts, 20-3 (I)  
 2011—Ravens, 24-10 (B)  
 2012—\*\*Ravens, 24-9 (B)  
 2014—Colts, 20-13 (I)  
 2017—Ravens, 23-16 (B)  
 2020—Ravens, 24-10 (I)  
 2021—Ravens, 31-25 (B) OT  
 2023—Colts, 22-19 (B) OT  
 (RS Pts.—Colts 345, Ravens 307)  
 (PS Pts.—Colts 44, Ravens 33)  
*\*AFC Divisional Playoff*  
*\*\*AFC Wild Card Playoff*  
**BALTIMORE vs. JACKSONVILLE**  
 RS: Jaguars lead series, 13-11  
 1996—Jaguars, 30-27 (J)  
     Jaguars, 28-25 (B) OT  
 1997—Jaguars, 28-27 (J)  
     Jaguars, 29-27 (J)  
 1998—Jaguars, 24-10 (J)  
     Jaguars, 45-19 (B)  
 1999—Jaguars, 6-3 (J)  
     Jaguars, 30-23 (B)  
 2000—Ravens, 39-36 (B)  
     Ravens, 15-10 (J)  
 2001—Ravens, 18-17 (B)  
     Ravens, 24-21 (J)  
 2002—Ravens, 17-10 (B)  
 2003—Ravens, 24-17 (B)  
 2005—Jaguars, 30-3 (J)  
 2008—Ravens, 27-7 (B)  
 2011—Jaguars, 12-7 (J)  
 2014—Ravens, 20-12 (B)  
 2015—Jaguars, 22-20 (B)  
 2016—Ravens, 19-17 (J)  
 2017—Jaguars, 44-7 (London)  
 2020—Ravens, 40-14 (B)  
 2022—Jaguars, 28-27 (J)  
 2023—Ravens, 23-7 (J)  
 (RS Pts.—Jaguars 524, Ravens 491)  
**BALTIMORE vs. KANSAS CITY**  
 RS: Chiefs lead series, 7-4;  
 PS: Series tied, 1-1  
 1999—Chiefs, 35-8 (B)  
 2003—Chiefs, 17-10 (B)  
 2004—Chiefs, 27-24 (B)  
 2006—Ravens, 20-10 (KC)  
 2009—Ravens, 38-24 (B)  
 2010—\*Ravens, 30-7 (KC)  
 2012—Ravens, 9-6 (KC)  
 2015—Chiefs, 34-14 (B)  
 2018—Chiefs, 27-24 (KC) OT  
 2019—Chiefs, 33-28 (KC)  
 2020—Chiefs, 34-20 (B)  
 2021—Ravens, 36-35 (B)  
 2023—\*\*Chiefs, 17-10 (B)  
 (RS Pts.—Chiefs 282, Ravens 231)  
 (PS Pts.—Ravens 40, Chiefs 24)  
*\*AFC Wild Card Playoff*  
*\*\*AFC Championship*

**BALTIMORE vs. \*LAS VEGAS**  
 RS: Ravens lead series, 8-4;  
 PS: Ravens lead series, 1-0  
 1996—Ravens, 19-14 (B)  
 1998—Ravens, 13-10 (B)  
 2000—\*Ravens, 16-3 (O)  
 2003—Raiders, 20-12 (O)  
 2006—Ravens, 28-6 (B)  
 2008—Ravens, 29-10 (B)  
 2009—Ravens, 21-13 (O)  
 2012—Ravens, 55-20 (B)  
 2015—Raiders, 37-33 (O)  
 2016—Raiders, 28-27 (B)  
 2017—Ravens, 30-17 (O)  
 2018—Ravens, 34-17 (B)  
 2021—Raiders, 33-27 (LV) OT  
 (RS Pts.—Ravens 328, Raiders 225)  
 (PS Pts.—Ravens 16, Raiders 3)  
*\*AFC Championship*  
*\*\*Franchise in Oakland from 1996-2019*  
**BALTIMORE vs. \*L.A. CHARGERS**  
 RS: Ravens lead series, 9-5;  
 PS: Chargers lead series, 1-0  
 1997—Chargers, 21-17 (SD)  
 1998—Chargers, 14-13 (SD)  
 2000—Ravens, 24-3 (B)  
 2003—Ravens, 24-10 (SD)  
 2006—Ravens, 16-13 (B)  
 2007—Chargers, 32-14 (SD)  
 2009—Ravens, 31-26 (SD)  
 2011—Chargers, 34-14 (SD)  
 2012—Ravens, 16-13 (SD) OT  
 2014—Chargers, 34-33 (B)  
 2015—Ravens, 29-26 (B)  
 2018—Ravens, 22-10 (LA)  
     \*\*Chargers, 23-17 (B)  
 2021—Ravens, 34-6 (B)  
 2023—Ravens, 20-10 (LA)  
 (RS Pts.—Ravens 307, Chargers 252)  
 (PS Pts.—Chargers 23, Ravens 17)  
*\*Franchise in San Diego from 1961-2016*  
*\*\*AFC Wild Card Playoff*  
**BALTIMORE vs. \*L.A. RAMS**  
 RS: Ravens lead series, 6-3  
 1996—Ravens, 37-31 (B) OT  
 1999—Rams, 27-10 (StL)  
 2003—Rams, 33-22 (StL)  
 2007—Ravens, 22-3 (B)  
 2011—Ravens, 37-7 (StL)  
 2015—Ravens, 16-13 (B)  
 2019—Ravens, 45-6 (LA)  
 2021—Rams, 20-19 (B)  
 2023—Ravens, 37-31 (B) OT  
 (RS Pts.—Ravens 245, Rams 171)  
*\*Franchise in St. Louis from 1995-2015*  
**BALTIMORE vs. MIAMI**  
 RS: Ravens lead series, 9-8;  
 PS: Ravens lead series, 2-0  
 1997—Dolphins, 24-13 (B)  
 2000—Dolphins, 19-6 (M)  
 2001—\*Ravens, 20-3 (M)  
 2002—Dolphins, 26-7 (M)  
 2003—Dolphins, 9-6 (M) OT  
 2004—Ravens, 30-23 (B)  
 2007—Dolphins, 22-16 (M) OT  
 2008—Ravens, 27-13 (M)  
     \*Ravens, 27-9 (M)  
 2010—Ravens, 26-10 (B)  
 2013—Ravens, 26-23 (M)  
 2014—Ravens, 28-13 (M)  
 2015—Dolphins, 15-13 (M)  
 2016—Ravens, 38-6 (B)  
 2017—Ravens, 40-0 (B)  
 2019—Ravens, 59-10 (M)  
 2021—Dolphins, 22-10 (M)  
 2022—Dolphins, 42-38 (B)  
 2023—Ravens, 56-19 (B)

(RS Pts.—Ravens 439, Dolphins 296)  
 (PS Pts.—Ravens 47, Dolphins 12)  
*\*AFC Wild Card Playoff*  
**BALTIMORE vs. MINNESOTA**  
 RS: Ravens lead series, 4-3  
 1998—Vikings, 38-28 (B)  
 2001—Ravens, 19-3 (B)  
 2005—Ravens, 30-23 (B)  
 2009—Vikings, 33-31 (M)  
 2013—Ravens, 29-26 (B)  
 2017—Vikings, 24-16 (M)  
 2021—Ravens, 34-31 (B) OT  
 (RS Pts.—Ravens 187, Vikings 178)  
**BALTIMORE vs. NEW ENGLAND**  
 RS: Patriots lead series, 9-3;  
 PS: Series tied, 2-2  
 1996—Patriots, 46-38 (B)  
 1999—Patriots, 20-3 (NE)  
 2004—Patriots, 24-3 (NE)  
 2007—Patriots, 27-24 (B)  
 2009—Patriots, 27-21 (NE)  
     \*Ravens, 33-14 (NE)  
 2010—Patriots, 23-20 (NE) OT  
 2011—\*\*Patriots, 23-20 (NE)  
 2012—Ravens, 31-30 (B)  
     \*\*Ravens, 28-13 (NE)  
 2013—Patriots, 41-7 (B)  
 2014—\*\*\*Patriots, 35-31 (NE)  
 2016—Patriots, 30-23 (NE)  
 2019—Ravens, 37-20 (B)  
 2020—Patriots, 23-17 (NE)  
 2022—Ravens, 37-26 (NE)  
 (RS Pts.—Patriots 337, Ravens 261)  
 (PS Pts.—Ravens 112, Patriots 85)  
*\*AFC Wild Card Playoff*  
*\*\*AFC Championship*  
*\*\*\*AFC Divisional Playoff*  
**BALTIMORE vs. NEW ORLEANS**  
 RS: Ravens lead series, 6-2  
 1996—Ravens, 17-10 (B)  
 1999—Ravens, 31-8 (B)  
 2002—Saints, 37-25 (B)  
 2006—Ravens, 35-22 (NO)  
 2010—Ravens, 30-24 (B)  
 2014—Ravens, 34-27 (NO)  
 2018—Saints, 24-23 (B)  
 2022—Ravens, 27-13 (NO)  
 (RS Pts.—Ravens 222, Saints 165)  
**BALTIMORE vs. N.Y. GIANTS**  
 RS: Ravens lead series, 4-3;  
 PS: Ravens lead series, 1-0  
 1997—Ravens, 24-23 (NY)  
 2000—\*Ravens, 34-7 (Tampa)  
 2004—Ravens, 37-14 (B)  
 2008—Giants, 30-10 (NY)  
 2012—Ravens, 33-14 (B)  
 2016—Giants, 27-23 (NY)  
 2020—Ravens, 27-13 (B)  
 2022—Giants, 24-20 (NY)  
 (RS Pts.—Ravens 174, Giants 145)  
 (PS Pts.—Ravens 34, Giants 7)  
*\*Super Bowl XXXV*  
**BALTIMORE vs. N.Y. JETS**  
 RS: Ravens lead series, 10-2  
 1997—Jets, 19-16 (NY) OT  
 1998—Ravens, 24-10 (NY)  
 2000—Ravens, 34-20 (B)  
 2004—Ravens, 20-17 (NY) OT  
 2005—Ravens, 13-3 (B)  
 2007—Ravens, 20-13 (B)  
 2010—Ravens, 10-9 (NY)  
 2011—Ravens, 34-17 (B)  
 2013—Ravens, 19-3 (B)  
 2016—Jets, 24-16 (NY)  
 2019—Ravens, 42-21 (B)  
 2022—Ravens, 24-9 (NY)  
 (RS Pts.—Ravens 272, Jets 165)

## ALL-TIME TEAM VS. TEAM RESULTS

### BALTIMORE vs. PHILADELPHIA

RS: Ravens lead series, 3-2-1  
 1997—Tie, 10-10 (B) OT  
 2004—Eagles, 15-10 (P)  
 2008—Ravens, 36-7 (B)  
 2012—Eagles, 24-23 (P)  
 2016—Ravens, 27-26 (B)  
 2020—Ravens, 30-28 (P)

(RS Pts.—Ravens 136, Eagles 110)

### BALTIMORE vs. PITTSBURGH

RS: Steelers lead series, 32-24;  
 PS: Steelers lead series, 3-1

1996—Steelers, 31-17 (P)  
     Ravens, 31-17 (B)  
 1997—Steelers, 42-34 (B)  
     Steelers, 37-0 (P)  
 1998—Steelers, 20-13 (B)  
     Steelers, 16-6 (P)  
 1999—Steelers, 23-20 (B)  
     Ravens, 31-24 (P)  
 2000—Ravens, 16-0 (P)  
     Steelers, 9-6 (B)  
 2001—Ravens, 13-10 (P)  
     Steelers, 26-21 (B)  
     \*Steelers, 27-10 (P)  
 2002—Steelers, 31-18 (B)  
     Steelers, 34-31 (P)  
 2003—Steelers, 34-15 (P)  
     Ravens, 13-10 (B) OT  
 2004—Ravens, 30-13 (B)  
     Steelers, 20-7 (P)  
 2005—Steelers, 20-19 (P)  
     Ravens, 16-13 (B) OT  
 2006—Ravens, 27-0 (B)  
     Ravens, 31-7 (P)  
 2007—Steelers, 38-7 (P)  
     Ravens, 27-21 (B)  
 2008—Steelers, 23-20 (P) OT  
     Steelers, 13-9 (B)  
     \*\*Steelers, 23-14 (P)  
 2009—Ravens, 20-17 (B) OT  
     Steelers, 23-20 (P)  
 2010—Ravens, 17-14 (P)  
     Steelers, 13-10 (B)  
     \*Steelers, 31-24 (P)  
 2011—Ravens, 35-7 (B)  
     Ravens, 23-20 (P)  
 2012—Ravens, 13-10 (P)  
     Steelers, 23-20 (B)  
 2013—Steelers, 19-16 (P)  
     Ravens, 22-20 (B)  
 2014—Ravens, 26-6 (B)  
     Steelers, 43-23 (P)  
     \*\*\*Ravens, 30-17 (P)  
 2015—Ravens, 23-20 (P) OT  
     Ravens, 20-17 (B)  
 2016—Ravens, 21-14 (B)  
     Steelers, 31-27 (P)  
 2017—Steelers, 26-9 (B)  
     Steelers, 39-38 (P)  
 2018—Ravens, 26-14 (P)  
     Steelers, 23-16 (B)  
 2019—Ravens, 26-23 (P) OT  
     Ravens, 28-10 (B)  
 2020—Steelers, 28-24 (B)  
     Steelers, 19-14 (P)  
 2021—Steelers, 20-19 (P)  
     Steelers, 16-13 (B) OT  
 2022—Ravens, 16-14 (P)  
     Steelers, 16-13 (B)  
 2023—Steelers, 17-10 (P)  
     Steelers, 17-10 (B)

(RS Pts.—Steelers 1,111, Ravens 1,076)

(PS Pts.—Steelers 98, Ravens 78)

\*AFC Divisional Playoff

\*\*AFC Championship

\*\*\*AFC Wild Card Playoff

### BALTIMORE vs. SAN FRANCISCO

RS: Ravens lead series, 5-2;  
 PS: Ravens lead series, 1-0  
 1996—49ers, 38-20 (SF)  
 2003—Ravens, 44-6 (B)  
 2007—Ravens, 9-7 (SF)  
 2011—Ravens, 16-6 (B)  
 2012—\*Ravens, 34-31 (New Orleans)  
 2015—49ers, 25-20 (SF)  
 2019—Ravens, 20-17 (B)  
 2023—Ravens, 33-19 (SF)  
 (RS Pts.—Ravens 162, 49ers 118)  
 (PS Pts.—Ravens 34, 49ers 31)  
 \*Super Bowl XLVII

### BALTIMORE vs. SEATTLE

RS: Ravens lead series, 4-3  
 1997—Ravens, 31-24 (B)  
 2003—Ravens, 44-41 (B) OT  
 2007—Seahawks, 27-6 (S)  
 2011—Seahawks, 22-17 (S)  
 2015—Seahawks, 35-6 (B)  
 2019—Ravens, 30-16 (S)  
 2023—Ravens, 37-3 (B)  
 (RS Pts.—Ravens 171, Seahawks 168)

### BALTIMORE vs. TAMPA BAY

RS: Ravens lead series, 5-2  
 2001—Buccaneers, 22-10 (TB)  
 2002—Buccaneers, 25-0 (B)  
 2006—Ravens, 27-0 (TB)  
 2010—Ravens, 17-10 (B)  
 2014—Ravens, 48-17 (TB)  
 2018—Ravens, 20-12 (B)  
 2022—Ravens, 27-22 (TB)  
 (RS Pts.—Ravens 149, Buccaneers 108)

### BALTIMORE vs. \*TENNESSEE

RS: Series tied, 11-11;  
 PS: Ravens lead series, 3-2  
 1996—Oilers, 29-13 (H)  
     Oilers, 24-21 (B)  
 1997—Ravens, 36-10 (T)  
     Ravens, 21-19 (B)  
 1998—Oilers, 12-8 (B)  
     Oilers, 16-14 (T)  
 1999—Titans, 14-11 (T)  
     Ravens, 41-14 (B)  
 2000—Titans, 14-6 (B)  
     Ravens, 24-23 (T)  
     \*\*Ravens, 24-10 (T)  
 2001—Ravens, 26-7 (B)  
     Ravens, 16-10 (T)  
 2002—Ravens, 13-12 (B)  
 2003—\*\*\*Titans, 20-17 (B)  
 2005—Titans, 25-10 (T)  
 2006—Ravens, 27-26 (T)  
 2008—Titans, 13-10 (B)  
     \*\*Ravens, 13-10 (T)

2011—Titans, 26-13 (T)

2014—Ravens, 21-7 (B)

2017—Titans, 23-20 (T)

2018—Ravens, 21-0 (T)

2019—\*\*Titans, 28-12 (B)

2020—Titans, 30-24 (B) OT

\*\*\*Ravens, 20-13 (T)

2023—Ravens, 24-16 (T)

(RS Pts.—Ravens 420, Titans 370)

(PS Pts.—Ravens 86, Titans 81)

\*Franchise in Houston prior to 1997; known

as Oilers prior to 1999

\*\*AFC Divisional Playoff

\*\*\*AFC Wild Card Playoff

### BALTIMORE vs. \*WASHINGTON

RS: Ravens lead series, 4-3  
 1997—Ravens, 20-17 (W)  
 2000—Redskins, 10-3 (W)  
 2004—Ravens, 17-10 (W)  
 2008—Ravens, 24-10 (B)  
 2012—Redskins, 31-28 (W) OT  
 2016—Redskins, 16-10 (B)

2020—Ravens, 31-17 (W)

(RS Pts.—Ravens 133, Commanders 111)

\*Franchise known as Redskins prior to 2020;  
 known as Washington Football Team prior to 2022

### BUFFALO vs. ARIZONA

RS: Bills lead series, 7-5;

See Arizona vs. Buffalo

### BUFFALO vs. ATLANTA

RS: Falcons lead series, 7-6;

See Atlanta vs. Buffalo

### BUFFALO vs. BALTIMORE

RS: Ravens lead series, 6-4;

PS: Bills lead series, 1-0;

See Baltimore vs. Buffalo

### BUFFALO vs. CAROLINA

RS: Bills lead series, 6-2

1995—Bills, 31-9 (B)

1998—Bills, 30-14 (C)

2001—Bills, 25-24 (B)

2005—Panthers, 13-9 (B)

2009—Bills, 20-9 (C)

2013—Bills, 24-23 (B)

2017—Panthers, 9-3 (C)

2021—Bills, 31-14 (B)

(RS Pts.—Bills 173, Panthers 115)

### BUFFALO vs. CHICAGO

RS: Bears lead series, 8-6

1970—Bears, 31-13 (C)

1974—Bills, 16-6 (B)

1979—Bears, 7-0 (B)

1988—Bears, 24-3 (C)

1991—Bills, 35-20 (B)

1994—Bears, 20-13 (C)

1997—Bears, 20-3 (C)

2000—Bills, 20-3 (B)

2002—Bills, 33-27 (B) OT

2006—Bears, 40-7 (C)

2010—Bears, 22-19 (Toronto)

2014—Bills, 23-20 (C) OT

2018—Bears, 41-9 (B)

2022—Bills, 35-13 (C)

(RS Pts.—Bears 294, Bills 229)

### BUFFALO vs. CINCINNATI

RS: Bills lead series, 17-14;

PS: Bengals lead series, 3-0

1968—Bengals, 34-23 (C)

1969—Bills, 16-13 (B)

1970—Bengals, 43-14 (B)

1973—Bengals, 16-13 (B)

1975—Bengals, 33-24 (C)

1978—Bills, 5-0 (B)

1979—Bills, 51-24 (B)

1980—Bills, 14-0 (C)

1981—Bengals, 27-24 (C) OT

\*Bengals, 28-21 (C)

1983—Bills, 10-6 (C)

1984—Bengals, 52-21 (C)

1985—Bengals, 23-17 (B)

1986—Bengals, 36-33 (C) OT

1988—Bengals, 35-21 (C)

\*\*Bengals, 21-10 (C)

1989—Bills, 24-7 (B)

1991—Bills, 35-16 (B)

1996—Bills, 31-17 (B)

1998—Bills, 33-20 (C)

2002—Bills, 27-9 (B)

2003—Bills, 22-16 (B) OT

2004—Bills, 33-17 (C)

2005—Bills, 37-27 (C)

2007—Bills, 33-21 (B)

2010—Bills, 49-31 (C)

2011—Bengals, 23-20 (C)

2013—Bengals, 27-24 (B) OT

2015—Bengals, 34-21 (B)

2016—Bills, 16-12 (C)

2017—Bengals, 20-16 (C)

2019—Bills, 21-17 (B)

2022—\*\*\*Bengals, 27-10 (B)



## ALL-TIME TEAM VS. TEAM RESULTS

2023—Bengals, 24-18 (C)  
 (RS Pts.—Bills 746, Bengals 680)  
 (PS Pts.—Bengals 76, Bills 41)

*\*AFC Divisional Playoff*

*\*\*AFC Championship*

*\*\*\*AFC Wild Card Playoff*

### **BUFFALO vs. CLEVELAND**

RS: Browns lead series, 12-10;

PS: Browns lead series, 1-0

1972—Browns, 27-10 (C)

1974—Bills, 15-10 (C)

1977—Browns, 27-16 (B)

1978—Browns, 41-20 (C)

1981—Bills, 22-13 (B)

1984—Browns, 13-10 (B)

1985—Browns, 17-7 (C)

1986—Browns, 21-17 (B)

1987—Browns, 27-21 (C)

1989—\*Browns, 34-30 (C)

1990—Bills, 42-0 (C)

1995—Bills, 22-19 (C)

2004—Bills, 37-7 (B)

2007—Browns, 8-0 (C)

2008—Browns, 29-27 (B)

2009—Browns, 6-3 (B)

2010—Bills, 13-6 (B)

2012—Bills, 24-14 (C)

2013—Browns, 37-24 (C)

2014—Bills, 26-10 (B)

2016—Bills, 33-13 (B)

2019—Browns, 19-16 (C)

2022—Bills, 31-23 (Detroit)

(RS Pts.—Bills 436, Browns 387)

(PS Pts.—Browns 34, Bills 30)

*\*AFC Divisional Playoff*

### **BUFFALO vs. DALLAS**

RS: Series tied, 6-6;

PS: Cowboys lead series, 2-0

1971—Cowboys, 49-37 (B)

1976—Cowboys, 17-10 (D)

1981—Cowboys, 27-14 (D)

1984—Bills, 14-3 (B)

1992—\*Cowboys, 52-17 (Pasadena)

1993—Bills, 13-10 (D)

*\*\*Cowboys, 30-13 (Atlanta)*

1996—Bills, 10-7 (B)

2003—Cowboys, 10-6 (D)

2007—Cowboys, 25-24 (B)

2011—Cowboys, 44-7 (D)

2015—Bills, 16-6 (B)

2019—Bills, 26-15 (D)

2023—Bills, 31-10 (B)

(RS Pts.—Cowboys 223, Bills 208)

(PS Pts.—Cowboys 82, Bills 30)

*\*Super Bowl XXVII*

*\*\*Super Bowl XXXVIII*

### **BUFFALO vs. DENVER**

RS: Bills lead series, 22-17-1;

PS: Bills lead series, 1-0

1960—Broncos, 27-21 (B)

Tie, 38-38 (D)

1961—Broncos, 22-10 (B)

Bills, 23-10 (D)

1962—Broncos, 23-20 (B)

Bills, 45-38 (D)

1963—Bills, 30-28 (D)

Bills, 27-17 (B)

1964—Bills, 30-13 (B)

Bills, 30-19 (D)

1965—Bills, 30-15 (D)

Bills, 31-13 (B)

1966—Bills, 38-21 (B)

1967—Bills, 17-16 (D)

Broncos, 21-20 (B)

1968—Broncos, 34-32 (D)

1969—Bills, 41-28 (B)

1970—Broncos, 25-10 (B)

1975—Bills, 38-14 (B)

1977—Broncos, 26-6 (D)

1979—Broncos, 19-16 (B)

1981—Bills, 9-7 (B)

1984—Broncos, 37-7 (B)

1987—Bills, 21-14 (B)

1989—Broncos, 28-14 (B)

1990—Bills, 29-28 (B)

1991—\*Bills, 10-7 (B)

1992—Bills, 27-17 (B)

1994—Bills, 27-20 (B)

1995—Broncos, 22-7 (D)

1997—Broncos, 23-20 (B) OT

2002—Broncos, 28-23 (D)

2005—Broncos, 28-17 (B)

2007—Broncos, 15-14 (B)

2008—Bills, 30-23 (D)

2011—Bills, 40-14 (B)

2014—Broncos, 24-17 (D)

2017—Bills, 26-16 (B)

2019—Bills, 20-3 (B)

2020—Bills, 48-19 (D)

2023—Broncos, 24-22 (B)

(RS Pts.—Bills 971, Broncos 857)

(PS Pts.—Bills 10, Broncos 7)

*\*AFC Championship*

### **BUFFALO vs. DETROIT**

RS: Bills lead series, 7-4-1

1972—Tie, 21-21 (B)

1976—Lions, 27-14 (D)

1979—Bills, 20-17 (D)

1991—Lions, 17-14 (B) OT

1994—Lions, 35-21 (D)

1997—Bills, 22-13 (B)

2002—Bills, 24-17 (B)

2006—Lions, 20-17 (D)

2010—Bills, 14-12 (B)

2014—Bills, 17-14 (D)

2018—Bills, 14-13 (B)

2022—Bills, 28-25 (D)

(RS Pts.—Lions 231, Bills 226)

### **BUFFALO vs. GREEN BAY**

RS: Bills lead series, 9-5

1974—Bills, 27-7 (GB)

1979—Bills, 19-12 (B)

1982—Packers, 33-21 (Mil)

1988—Bills, 28-0 (B)

1991—Bills, 34-24 (Mil)

1994—Bills 29-20 (B)

1997—Packers, 31-21 (GB)

2000—Bills 27-18 (B)

2002—Packers, 10-0 (GB)

2006—Bills, 24-10 (B)

2010—Packers, 34-7 (GB)

2014—Bills, 21-13 (B)

2018—Packers, 22-0 (GB)

2022—Bills, 27-17 (B)

(RS Pts.—Bills 285, Packers 251)

### **BUFFALO vs. HOUSTON**

RS: Series tied, 5-5;

PS: Texans lead series, 1-0

2002—Bills, 31-24 (H)

2003—Texans, 12-10 (B)

2005—Bills, 22-7 (B)

2006—Bills, 24-21 (H)

2009—Texans, 31-10 (B)

2012—Texans, 21-9 (H)

2014—Texans, 23-17 (H)

2015—Bills, 30-21 (B)

2018—Texans, 20-13 (H)

2019—\*Texans, 22-19 (H) OT

2021—Bills, 40-0 (B)

(RS Pts.—Bills 206, Texans 180)

(PS Pts.—Texans 22, Bills 19)

*\*AFC Wild Card Playoff*

### **BUFFALO vs. \*INDIANAPOLIS**

RS: Bills lead series, 37-33-1;

PS: Bills lead series, 1-0

1970—Tie, 17-17 (Balt)

Colts, 20-14 (Buff)

1971—Colts, 43-0 (Buff)

Colts, 24-0 (Balt)

1972—Colts, 17-0 (Buff)

Colts, 35-7 (Balt)

1973—Bills, 31-13 (Buff)

Bills, 24-17 (Balt)

1974—Bills, 27-14 (Balt)

Bills, 6-0 (Buff)

1975—Bills, 38-31 (Balt)

Colts, 42-35 (Buff)

1976—Colts, 31-13 (Buff)

Colts, 58-20 (Balt)

1977—Colts, 17-14 (Balt)

Colts, 31-13 (Buff)

1978—Bills, 24-17 (Buff)

Bills, 21-14 (Balt)

1979—Bills, 31-13 (Balt)

Colts, 14-13 (Buff)

1980—Colts, 17-12 (Buff)

Colts, 28-24 (Balt)

1981—Bills, 35-3 (Balt)

Bills, 23-17 (Buff)

1982—Bills, 20-0 (Buff)

1983—Bills, 28-23 (Buff)

Bills, 30-7 (Balt)

1984—Colts, 31-17 (I)

Bills, 21-15 (Buff)

1985—Colts, 49-17 (I)

Bills, 21-9 (Buff)

1986—Bills, 24-13 (Buff)

Colts, 24-14 (I)

1987—Colts, 47-6 (Buff)

Bills, 27-3 (I)

1988—Bills, 34-23 (Buff)

Colts, 17-14 (I)

1989—Colts, 37-14 (I)

Bills, 30-7 (Buff)

1990—Bills, 26-10 (Buff)

Bills, 31-7 (I)

1991—Bills, 42-6 (Buff)

Bills, 35-7 (I)

1992—Bills, 38-0 (Buff)

Colts, 16-13 (I) OT

1993—Bills, 23-9 (Buff)

Bills, 30-10 (I)

1994—Colts, 27-17 (Buff)

Colts, 10-9 (I)

1995—Bills, 20-14 (Buff)

Bills, 16-10 (I)

1996—Bills, 16-13 (Buff) OT

Colts, 13-10 (I) OT

1997—Bills, 37-35 (Buff)

Bills, 9-6 (I)

1998—Bills, 31-24 (I)

Bills, 34-11 (Buff)

1999—Colts, 31-14 (I)

Bills, 31-6 (Buff)

2000—Colts, 18-16 (Buff)

Colts, 44-20 (I)

2001—Colts, 42-26 (I)

Colts, 30-14 (Buff)

2003—Colts, 17-14 (Buff)

2006—Colts, 17-16 (I)

2009—Bills, 30-7 (Buff)

2012—Colts, 20-13 (I)

2015—Bills, 27-14 (Buff)

2017—Bills, 13-7 (Buff) OT

2018—Colts, 37-5 (I)

2020—\*\*Bills, 27-24 (Buff)

2021—Colts, 41-15 (Buff)

(RS Pts.—Bills 1,450, Colts 1,397)

(PS Pts.—Bills 27, Colts 24)

*\*Franchise in Baltimore prior to 1984*

*\*\*AFC Wild Card Playoff*

## ALL-TIME TEAM VS. TEAM RESULTS

### BUFFALO vs. JACKSONVILLE

RS: Bills lead series, 9-8;  
 PS: Jaguars lead series, 2-0  
 1996—\*Jaguars, 30-27 (B)  
 1997—Jaguars, 20-14 (B)  
 1998—Bills, 17-16 (B)  
 2001—Bills, 13-10 (J)  
 2003—Bills, 38-17 (J)  
 2004—Jaguars, 13-10 (B)  
 2006—Bills, 27-24 (B)  
 2007—Jaguars, 36-14 (J)  
 2008—Bills, 20-16 (J)  
 2009—Jaguars, 18-15 (J)  
 2010—Jaguars, 36-26 (B)  
 2012—Bills, 34-18 (B)  
 2013—Bills, 27-20 (J)  
 2015—Jaguars, 34-31 (London)  
 2016—Bills, 28-21 (B)  
 2017—\*Jaguars, 10-3 (J)  
 2018—Bills, 24-21 (B)  
 2021—Jaguars, 9-6 (J)  
 2023—Jaguars, 25-20 (London)  
 (RS Pts.—Bills 364, Jaguars 354)  
 (PS Pts.—Jaguars 40, Bills 30)  
 \*AFC Wild Card Playoff  
**BUFFALO vs. \*KANSAS CITY**  
 RS: Bills lead series, 27-21-1;  
 PS: Chiefs lead series, 4-2  
 1960—Texans, 45-28 (B)  
     Texans, 24-7 (D)  
 1961—Bills, 27-24 (B)  
     Bills, 30-20 (D)  
 1962—Texans, 41-21 (D)  
     Bills, 23-14 (B)  
 1963—Tie, 27-27 (B)  
     Bills, 35-26 (KC)  
 1964—Bills, 34-17 (B)  
     Bills, 35-22 (KC)  
 1965—Bills, 23-7 (KC)  
     Bills, 34-25 (B)  
 1966—Chiefs, 42-20 (B)  
     Bills, 29-14 (KC)  
     \*\*Chiefs, 31-7 (B)  
 1967—Chiefs, 23-13 (KC)  
 1968—Chiefs, 18-7 (B)  
 1969—Chiefs, 29-7 (B)  
     Chiefs, 22-19 (KC)  
 1971—Chiefs, 22-9 (KC)  
 1973—Bills, 23-14 (B)  
 1976—Bills, 50-17 (B)  
 1978—Bills, 28-13 (B)  
     Chiefs, 14-10 (KC)  
 1982—Bills, 14-9 (B)  
 1983—Bills, 14-9 (KC)  
 1986—Chiefs, 20-17 (B)  
     Bills, 17-14 (KC)  
 1991—Chiefs, 33-6 (KC)  
     \*\*\*Bills, 37-14 (B)  
 1993—Chiefs, 23-7 (KC)  
     \*\*\*Bills, 30-13 (B)  
 1994—Bills, 44-10 (B)  
 1996—Bills, 20-9 (B)  
 1997—Chiefs, 22-16 (KC)  
 2000—Bills, 21-17 (KC)  
 2002—Chiefs, 17-16 (KC)  
 2003—Chiefs, 38-5 (KC)  
 2005—Bills, 14-3 (B)  
 2008—Bills, 54-31 (KC)  
 2009—Bills, 16-10 (KC)  
 2010—Chiefs, 13-10 (KC) OT  
 2011—Bills, 41-7 (KC)  
 2012—Bills, 35-17 (B)  
 2013—Chiefs, 23-13 (B)  
 2014—Chiefs, 17-13 (B)  
 2015—Chiefs, 30-22 (KC)  
 2017—Bills, 16-10 (KC)  
 2020—Chiefs, 26-17 (B)  
     \*\*\*Chiefs, 38-24 (KC)

2021—Bills, 38-20 (KC)  
     \*\*\*Chiefs, 42-36 (KC) OT  
 2022—Bills, 24-20 (KC)  
 2023—Bills, 20-17 (KC)  
     \*\*\*Chiefs, 27-24 (B)  
 (RS Pts.—Bills 1,069, Chiefs 985)  
 (PS Pts.—Chiefs 165, Bills 158)  
 \*Franchise in Dallas prior to 1963 and known as Texans  
 \*\*AFL Championship  
 \*\*\*AFC Divisional Playoff  
 \*\*\*\*AFC Championship  
**BUFFALO vs. \*LAS VEGAS**  
 RS: Raiders lead series, 21-20;  
 PS: Bills lead series, 2-0  
 1960—Bills, 38-9 (B)  
     Raiders, 20-7 (O)  
 1961—Raiders, 31-22 (B)  
     Bills, 26-21 (O)  
 1962—Bills, 14-6 (B)  
     Bills, 10-6 (O)  
 1963—Raiders, 35-17 (O)  
     Bills, 12-0 (B)  
 1964—Bills, 23-20 (B)  
     Raiders, 16-13 (O)  
 1965—Bills, 17-12 (B)  
     Bills, 17-14 (O)  
 1966—Bills, 31-10 (O)  
 1967—Raiders, 24-20 (B)  
     Raiders, 28-21 (O)  
 1968—Raiders, 48-6 (B)  
     Raiders, 13-10 (O)  
 1969—Raiders, 50-21 (O)  
 1972—Raiders, 28-16 (O)  
 1974—Bills, 21-20 (B)  
 1977—Raiders, 34-13 (O)  
 1980—Bills, 24-7 (B)  
 1983—Raiders, 27-24 (B)  
 1987—Raiders, 34-21 (LA)  
 1988—Bills, 37-21 (B)  
 1990—Bills, 38-24 (B)  
     \*\*Bills, 51-3 (B)  
 1991—Bills, 30-27 (LA) OT  
 1992—Raiders, 20-3 (LA)  
 1993—Raiders, 25-24 (B)  
     \*\*\*Bills, 29-23 (B)  
 1998—Bills, 44-21 (B)  
 1999—Raiders, 20-14 (B)  
 2002—Raiders, 49-31 (B)  
 2004—Raiders, 13-10 (O)  
 2005—Raiders, 38-17 (O)  
 2008—Bills, 24-23 (B)  
 2011—Bills, 38-35 (B)  
 2014—Raiders, 26-24 (O)  
 2016—Raiders, 38-24 (O)  
 2017—Bills, 34-14 (B)  
 2020—Bills, 30-23 (LV)  
 2023—Bills, 38-10 (B)  
 (RS Pts.—Raiders 940, Bills 904)  
 (PS Pts.—Bills 80, Raiders 26)  
 \*Franchise in Los Angeles from 1982-94 and in Oakland from 1960-81 and from 1995-2019  
 \*\*AFC Championship  
 \*\*\*AFC Divisional Playoff  
**BUFFALO vs. \*L.A. CHARGERS**  
 RS: Chargers lead series, 24-12-2;  
 PS: Bills lead series, 2-1  
 1960—Chargers, 24-10 (B)  
     Bills, 32-3 (LA)  
 1961—Chargers, 19-11 (B)  
     Chargers, 28-10 (SD)  
 1962—Bills, 35-10 (B)  
     Bills, 40-20 (SD)  
 1963—Chargers, 14-10 (SD)  
     Chargers, 23-13 (B)  
 1964—Bills, 30-3 (B)  
     Bills, 27-24 (SD)  
     \*\*Bills, 20-7 (B)

1965—Chargers, 34-3 (B)  
     Tie, 20-20 (SD)  
     \*\*Bills, 23-0 (SD)  
 1966—Chargers, 27-7 (SD)  
     Tie, 17-17 (B)  
 1967—Chargers, 37-17 (B)  
 1968—Chargers, 21-6 (B)  
 1969—Chargers, 45-6 (SD)  
 1971—Chargers, 20-3 (SD)  
 1973—Chargers, 34-7 (SD)  
 1976—Chargers, 34-13 (B)  
 1979—Chargers, 27-19 (SD)  
 1980—Bills, 26-24 (SD)  
     \*\*\*Chargers, 20-14 (SD)  
 1981—Bills, 28-27 (SD)  
 1985—Chargers, 14-9 (B)  
     Chargers, 40-7 (SD)  
 1998—Chargers, 16-14 (SD)  
 2000—Bills, 27-24 (B) OT  
 2001—Chargers, 27-24 (SD)  
 2002—Bills, 20-13 (B)  
 2005—Chargers, 48-10 (SD)  
 2006—Chargers, 24-21 (B)  
 2008—Bills, 23-14 (B)  
 2011—Chargers, 37-10 (SD)  
 2014—Chargers, 22-10 (B)  
 2017—Chargers, 54-24 (LA)  
 2018—Chargers, 31-20 (B)  
 2020—Bills, 27-17 (B)  
 2023—Bills, 24-22 (LA)  
 (RS Pts.—Chargers 938, Bills 660)  
 (PS Pts.—Bills 57, Chargers 27)  
 \*Franchise in San Diego from 1961-2016  
 \*\*AFL Championship  
 \*\*\*AFC Divisional Playoff  
**BUFFALO vs. \*L.A. RAMS**  
 RS: Bills lead series, 9-5  
 1970—Rams, 19-0 (B)  
 1974—Rams, 19-14 (LA)  
 1980—Bills, 10-7 (B) OT  
 1983—Rams, 41-17 (LA)  
 1989—Bills, 23-20 (B)  
 1992—Bills, 40-7 (B)  
 1995—Bills, 45-27 (StL)  
 1998—Rams, 34-33 (B)  
 2004—Bills, 37-17 (B)  
 2008—Bills, 31-14 (StL)  
 2012—Rams, 15-12 (B)  
 2016—Bills, 30-19 (LA)  
 2020—Bills, 35-32 (B)  
 2022—Bills, 31-10 (LA)  
 (RS Pts.—Bills 358, Rams 281)  
 \*Franchise in St. Louis from 1995-2015  
**BUFFALO vs. MIAMI**  
 RS: Dolphins lead series, 61-54-1;  
 PS: Bills lead series, 4-1  
 1966—Bills, 58-24 (B)  
     Bills, 29-0 (M)  
 1967—Bills, 35-13 (B)  
     Dolphins, 17-14 (M)  
 1968—Tie, 14-14 (M)  
     Dolphins, 21-17 (B)  
 1969—Dolphins, 24-6 (M)  
     Bills, 28-3 (B)  
 1970—Dolphins, 33-14 (B)  
     Dolphins, 45-7 (M)  
 1971—Dolphins, 29-14 (B)  
     Dolphins, 34-0 (M)  
 1972—Dolphins, 24-23 (M)  
     Dolphins, 30-16 (B)  
 1973—Dolphins, 27-6 (M)  
     Dolphins, 17-0 (B)  
 1974—Dolphins, 24-16 (B)  
     Dolphins, 35-28 (M)  
 1975—Dolphins, 35-30 (B)  
     Dolphins, 31-21 (M)  
 1976—Dolphins, 30-21 (B)  
     Dolphins, 45-27 (M)

## ALL-TIME TEAM VS. TEAM RESULTS

1977—Dolphins, 13-0 (B)  
 Dolphins, 31-14 (M)  
 1978—Dolphins, 31-24 (M)  
 Dolphins, 25-24 (B)  
 1979—Dolphins, 9-7 (B)  
 Dolphins, 17-7 (M)  
 1980—Bills, 17-7 (B)  
 Dolphins, 17-14 (M)  
 1981—Bills, 31-21 (B)  
 Dolphins, 16-6 (M)  
 1982—Dolphins, 9-7 (B)  
 Dolphins, 27-10 (M)  
 1983—Dolphins, 12-0 (B)  
 Bills, 38-35 (M) OT  
 1984—Dolphins, 21-17 (B)  
 Dolphins, 38-7 (M)  
 1985—Dolphins, 23-14 (B)  
 Dolphins, 28-0 (M)  
 1986—Dolphins, 27-14 (M)  
 Dolphins, 34-24 (B)  
 1987—Bills, 34-31 (M) OT  
 Bills, 27-0 (B)  
 1988—Bills, 9-6 (B)  
 Bills, 31-6 (M)  
 1989—Bills, 27-24 (M)  
 Bills, 31-17 (B)  
 1990—Dolphins, 30-7 (M)  
 Bills, 24-14 (B)  
 \*Bills, 44-34 (B)  
 1991—Bills, 35-31 (B)  
 Bills, 41-27 (M)  
 1992—Dolphins, 37-10 (B)  
 Bills, 26-20 (M)  
 \*\*Bills, 29-10 (M)  
 1993—Dolphins, 22-13 (B)  
 Bills, 47-34 (M)  
 1994—Bills, 21-11 (B)  
 Bills, 42-31 (M)  
 1995—Dolphins, 23-6 (M)  
 Bills, 23-20 (B)  
 \*\*\*Bills, 37-22 (B)  
 1996—Dolphins, 21-7 (B)  
 Dolphins, 16-14 (M)  
 1997—Bills, 9-6 (B)  
 Dolphins, 30-13 (M)  
 1998—Dolphins, 13-7 (M)  
 Bills, 30-24 (B)  
 \*\*\*Dolphins, 24-17 (M)  
 1999—Bills, 23-18 (M)  
 Bills, 23-3 (B)  
 2000—Dolphins, 22-13 (M)  
 Dolphins, 33-6 (B)  
 2001—Dolphins, 34-27 (B)  
 Dolphins, 34-7 (M)  
 2002—Bills, 23-10 (M)  
 Bills, 38-21 (B)  
 2003—Dolphins, 17-7 (M)  
 Dolphins, 20-3 (B)  
 2004—Bills, 20-13 (B)  
 Bills, 42-32 (M)  
 2005—Bills, 20-14 (B)  
 Dolphins, 24-23 (M)  
 2006—Bills, 16-6 (M)  
 Bills, 21-0 (B)  
 2007—Bills, 13-10 (M)  
 Bills, 38-17 (B)  
 2008—Dolphins, 25-16 (M)  
 Dolphins, 16-3 (Toronto)  
 2009—Dolphins, 38-10 (M)  
 Bills, 31-14 (B)  
 2010—Dolphins, 15-10 (B)  
 Bills, 17-14 (M)  
 2011—Dolphins, 35-8 (M)  
 Dolphins, 30-23 (B)  
 2012—Bills, 19-14 (B)  
 Dolphins, 24-10 (M)  
 2013—Bills, 23-21 (M)  
 Bills, 19-0 (B)

2014—Bills, 29-10 (B)  
 Dolphins, 22-9 (M)  
 2015—Bills, 41-14 (M)  
 Bills, 33-17 (B)  
 2016—Dolphins, 28-25 (M)  
 Dolphins, 34-31 (B) OT  
 2017—Bills, 24-16 (B)  
 Bills, 22-16 (M)  
 2018—Dolphins, 21-17 (M)  
 Bills, 42-17 (B)  
 2019—Bills, 31-21 (B)  
 Bills, 37-20 (M)  
 2020—Bills, 31-28 (M)  
 Bills, 56-26 (B)  
 2021—Bills, 35-0 (M)  
 Bills, 26-11 (B)  
 2022—Dolphins, 21-19 (M)  
 Bills, 32-29 (B)  
 \*\*\*Bills, 34-31 (B)  
 2023—Bills, 48-20 (B)  
 Bills, 21-14 (M)  
 (RS Pts.—Dolphins 2,449, Bills 2,394)  
 (PS Pts.—Bills 161, Dolphins 121)  
 \*AFC Divisional Playoff  
 \*\*AFC Championship  
 \*\*\*AFC Wild Card Playoff  
**BUFFALO vs. MINNESOTA**  
 RS: Vikings lead series, 9-6  
 1971—Vikings, 19-0 (M)  
 1975—Vikings, 35-13 (B)  
 1979—Vikings, 10-3 (M)  
 1982—Bills, 23-22 (B)  
 1985—Vikings, 27-20 (B)  
 1988—Bills, 13-10 (B)  
 1994—Vikings, 21-17 (B)  
 1997—Vikings, 34-13 (B)  
 2000—Vikings, 31-27 (M)  
 2002—Bills, 45-39 (M) OT  
 2006—Bills, 17-12 (B)  
 2010—Vikings, 38-14 (M)  
 2014—Bills, 17-16 (B)  
 2018—Bills, 27-6 (M)  
 2022—Vikings, 33-30 (B) OT  
 (RS Pts.—Vikings 353, Bills 279)  
**BUFFALO vs. \*NEW ENGLAND**  
 RS: Patriots lead series, 77-49-1;  
 PS: Series tied, 1-1  
 1960—Bills, 13-0 (Bos)  
 Bills, 38-14 (Buff)  
 1961—Patriots, 23-21 (Buff)  
 Patriots, 52-21 (Bos)  
 1962—Tie, 28-28 (Buff)  
 Patriots, 21-10 (Bos)  
 1963—Bills, 28-21 (Buff)  
 Patriots, 17-7 (Bos)  
 \*\*Patriots, 26-8 (Buff)  
 1964—Patriots, 36-28 (Buff)  
 Bills, 24-14 (Bos)  
 1965—Bills, 24-7 (Buff)  
 Bills, 23-7 (Bos)  
 1966—Patriots, 20-10 (Buff)  
 Patriots, 14-3 (Bos)  
 1967—Patriots, 23-0 (Buff)  
 Bills, 44-16 (Bos)  
 1968—Patriots, 16-7 (Buff)  
 Patriots, 23-6 (Bos)  
 1969—Bills, 23-16 (Buff)  
 Patriots, 35-21 (Bos)  
 1970—Bills, 45-10 (Bos)  
 Patriots, 14-10 (Buff)  
 1971—Patriots, 38-33 (NE)  
 Bills, 27-20 (Buff)  
 1972—Bills, 38-14 (Buff)  
 Bills, 27-24 (NE)  
 1973—Bills, 31-13 (NE)  
 Bills, 37-13 (Buff)  
 1974—Bills, 30-28 (Buff)  
 Bills, 29-28 (NE)

1975—Bills, 45-31 (Buff)  
 Bills, 34-14 (NE)  
 1976—Patriots, 26-22 (Buff)  
 Patriots, 20-10 (NE)  
 1977—Bills, 24-14 (NE)  
 Patriots, 20-7 (Buff)  
 1978—Patriots, 14-10 (Buff)  
 Patriots, 26-24 (NE)  
 1979—Patriots, 26-6 (Buff)  
 Bills, 16-13 (NE) OT  
 1980—Bills, 31-13 (Buff)  
 Patriots, 24-2 (NE)  
 1981—Bills, 20-17 (Buff)  
 Bills, 19-10 (NE)  
 1982—Patriots, 30-19 (NE)  
 1983—Patriots, 31-0 (Buff)  
 Patriots, 21-7 (NE)  
 1984—Patriots, 21-17 (Buff)  
 Patriots, 38-10 (NE)  
 1985—Patriots, 17-14 (Buff)  
 Patriots, 14-3 (NE)  
 1986—Patriots, 23-3 (Buff)  
 Patriots, 22-19 (NE)  
 1987—Patriots, 14-7 (NE)  
 Patriots, 13-7 (Buff)  
 1988—Bills, 16-14 (NE)  
 Bills, 23-20 (Buff)  
 1989—Bills, 31-10 (Buff)  
 Patriots, 33-24 (NE)  
 1990—Bills, 27-10 (NE)  
 Bills, 14-0 (Buff)  
 1991—Bills, 22-17 (Buff)  
 Patriots, 16-13 (NE)  
 1992—Bills, 41-7 (NE)  
 Bills, 16-7 (Buff)  
 1993—Bills, 38-14 (Buff)  
 Bills, 13-10 (NE) OT  
 1994—Bills, 38-35 (NE)  
 Patriots, 41-17 (Buff)  
 1995—Patriots, 27-14 (NE)  
 Patriots, 35-25 (Buff)  
 1996—Bills, 17-10 (Buff)  
 Patriots, 28-25 (NE)  
 1997—Patriots, 33-6 (Buff)  
 Patriots, 31-10 (Buff)  
 1998—Bills, 13-10 (Buff)  
 Patriots, 25-21 (NE)  
 1999—Bills, 17-7 (Buff)  
 Bills, 13-10 (NE) OT  
 2000—Bills, 16-13 (NE) OT  
 Patriots, 13-10 (Buff) OT  
 2001—Patriots, 21-11 (NE)  
 Patriots, 12-9 (Buff) OT  
 2002—Patriots, 38-7 (Buff)  
 Patriots, 27-17 (NE)  
 2003—Bills, 31-0 (Buff)  
 Patriots, 31-0 (NE)  
 2004—Patriots, 31-17 (Buff)  
 Patriots, 29-6 (NE)  
 2005—Patriots, 21-16 (NE)  
 Patriots, 35-7 (Buff)  
 2006—Patriots, 19-17 (NE)  
 Patriots, 28-6 (Buff)  
 2007—Patriots, 38-7 (NE)  
 Patriots, 56-10 (Buff)  
 2008—Patriots, 20-10 (NE)  
 Patriots, 13-0 (Buff)  
 2009—Patriots, 25-24 (NE)  
 Patriots, 17-10 (Buff)  
 2010—Patriots, 38-30 (NE)  
 Patriots, 34-3 (Buff)  
 2011—Bills, 34-31 (Buff)  
 Patriots, 49-21 (NE)  
 2012—Patriots, 52-28 (Buff)  
 Patriots, 37-31 (NE)  
 2013—Patriots, 23-21 (Buff)  
 Patriots, 34-20 (NE)  
 2014—Patriots, 37-22 (Buff)  
 Bills, 17-9 (NE)

## ALL-TIME TEAM VS. TEAM RESULTS

2015—Patriots, 40-32 (Buff)  
Patriots, 20-13 (NE)  
2016—Bills, 16-0 (NE)  
Patriots, 41-25 (Buff)  
2017—Patriots, 23-3 (Buff)  
Patriots, 37-16 (NE)  
2018—Patriots, 25-6 (Buff)  
Patriots, 24-12 (NE)  
2019—Patriots, 16-10 (Buff)  
Patriots, 24-17 (NE)  
2020—Bills, 24-21 (Buff)  
Bills, 38-9 (NE)  
2021—Patriots, 14-10 (Buff)  
Bills, 33-21 (NE)  
\*\*\*Bills, 47-17 (Buff)  
2022—Bills, 24-10 (NE)  
Bills, 35-23 (Buff)  
2023—Patriots, 29-25 (NE)  
Bills, 27-21 (Buff)  
(RS Pts.—Patriots 2,796, Bills 2,380)  
(PS Pts.—Bills 55, Patriots 43)

\*Franchise in Boston prior to 1971

\*\*Division Playoff

\*\*\*AFC Wild Card Playoff

### BUFFALO vs. NEW ORLEANS

RS: Saints lead series, 7-5

1973—Saints, 13-0 (NO)  
1980—Bills, 35-26 (NO)  
1983—Bills, 27-21 (B)  
1989—Saints, 22-19 (B)  
1992—Bills, 20-16 (NO)  
1998—Bills, 45-33 (NO)  
2001—Saints, 24-6 (B)  
2005—Saints, 19-7 (San Antonio)  
2009—Saints, 27-7 (B)  
2013—Saints, 35-17 (NO)  
2017—Saints, 47-10 (B)  
2021—Bills, 31-6 (NO)

(RS Pts.—Saints 289, Bills 224)

### BUFFALO vs. N.Y. GIANTS

RS: Bills lead series, 8-6;

PS: Giants lead series, 1-0

1970—Giants, 20-6 (NY)  
1975—Giants, 17-14 (B)  
1978—Bills, 41-17 (B)  
1987—Bills, 6-3 (B) OT  
1990—Bills, 17-13 (NY)  
\*Giants, 20-19 (Tampa)

1993—Bills, 17-14 (B)

1996—Bills, 23-20 (NY) OT

1999—Giants, 19-17 (B)

2003—Bills, 24-7 (NY)

2007—Giants, 38-21 (B)

2011—Giants, 27-24 (NY)

2015—Giants, 24-10 (B)

2019—Bills, 28-14 (NY)

2023—Bills, 14-9 (B)

(RS Pts.—Bills 262, Giants 242)

(PS Pts.—Giants 20, Bills 19)

\*Super Bowl XXV

### BUFFALO vs. \*N.Y. JETS

RS: Bills lead series, 68-58;

PS: Bills lead series, 1-0

1960—Titans, 27-3 (NY)

Titans, 17-13 (B)

1961—Bills, 41-31 (B)

Titans, 21-14 (NY)

1962—Titans, 17-6 (B)

Bills, 20-3 (NY)

1963—Bills, 45-14 (B)

Bills, 19-10 (NY)

1964—Bills, 34-24 (B)

Bills, 20-7 (NY)

1965—Bills, 33-21 (B)

Jets, 14-12 (NY)

1966—Bills, 33-23 (NY)

Bills, 14-3 (B)

1967—Bills, 20-17 (B)

Jets, 20-10 (NY)

1968—Bills, 37-35 (B)  
Jets, 25-21 (NY)

1969—Jets, 33-19 (B)

Jets, 16-6 (NY)

1970—Bills, 34-31 (B)

Bills, 10-6 (NY)

1971—Jets, 28-17 (NY)

Jets, 20-7 (B)

1972—Jets, 41-24 (B)

Jets, 41-3 (NY)

1973—Bills, 9-7 (B)

Bills, 34-14 (NY)

1974—Bills, 16-12 (B)

Jets, 20-10 (NY)

1975—Bills, 42-14 (B)

Bills, 24-23 (NY)

1976—Jets, 17-14 (NY)

Jets, 19-14 (B)

1977—Jets, 24-19 (B)

Bills, 14-10 (NY)

1978—Jets, 21-20 (B)

Jets, 45-14 (NY)

1979—Bills, 46-31 (B)

Bills, 14-12 (NY)

1980—Bills, 20-10 (B)

Bills, 31-24 (NY)

1981—Bills, 31-0 (B)

Jets, 33-14 (NY)

\*\*Bills, 31-27 (NY)

1983—Jets, 34-10 (B)

Bills, 24-17 (NY)

1984—Jets, 28-26 (B)

Jets, 21-17 (NY)

1985—Jets, 42-3 (NY)

Jets, 27-7 (B)

1986—Jets, 28-24 (B)

Jets, 14-13 (NY)

1987—Jets, 31-28 (B)

Bills, 17-14 (NY)

1988—Bills, 37-14 (NY)

Bills, 9-6 (B) OT

1989—Bills, 34-3 (B)

Bills, 37-0 (NY)

1990—Bills, 30-7 (NY)

Bills, 30-27 (B)

1991—Bills, 23-20 (NY)

Bills, 24-13 (B)

1992—Bills, 24-20 (NY)

Jets, 24-17 (B)

1993—Bills, 19-10 (NY)

Bills, 16-14 (B)

1994—Jets, 23-3 (B)

Jets, 22-17 (NY)

1995—Bills, 29-10 (B)

Bills, 28-26 (NY)

1996—Bills, 25-22 (NY)

Bills, 35-10 (B)

1997—Bills, 28-22 (NY)

Bills, 20-10 (B)

1998—Jets, 34-12 (NY)

Jets, 17-10 (B)

1999—Bills, 17-3 (B)

Jets, 17-7 (NY)

2000—Jets, 27-14 (NY)

Bills, 23-20 (B)

2001—Jets, 42-36 (B)

Bills, 14-9 (NY)

2002—Jets, 37-31 (B) OT

Jets, 31-13 (NY)

2003—Jets, 30-3 (NY)

Bills, 17-6 (B)

2004—Jets, 16-14 (NY)

Bills, 22-17 (B)

2005—Bills, 27-17 (B)

Jets, 30-26 (NY)

2006—Jets, 28-20 (B)

Bills, 31-13 (NY)

2007—Bills, 17-14 (B)

Bills, 13-3 (NY)

2008—Jets, 26-17 (B)  
Jets, 31-27 (NY)

2009—Bills, 16-13 (NY) OT

Jets, 19-13 (Toronto)

2010—Jets, 38-14 (B)

Jets, 38-7 (NY)

2011—Jets, 27-11 (B)

Jets, 28-24 (NY)

2012—Jets, 48-28 (NY)

Bills, 28-9 (B)

2013—Jets, 27-20 (NY)

Bills, 37-14 (B)

2014—Bills, 43-23 (NY)

Bills, 38-3 (Detroit)

2015—Bills, 22-17 (NY)

Bills, 22-17 (B)

2016—Jets, 37-31 (B)

Jets, 30-10 (NY)

2017—Bills, 21-12 (B)

Jets, 34-21 (NY)

2018—Bills, 41-10 (NY)

Jets, 27-23 (B)

2019—Bills, 17-16 (NY)

Jets, 13-6 (B)

2020—Bills, 27-17 (B)

Bills, 18-10 (NY)

2021—Bills, 45-17 (NY)

Bills, 27-10 (B)

2022—Jets, 20-17 (NY)

Bills, 20-12 (B)

2023—Jets, 22-16 (NY) OT

Bills, 32-6 (B)

(RS Pts.—Bills 2,661, Jets 2,522)

(PS Pts.—Bills 31, Jets 27)

\*Jets known as Titans prior to 1963

\*\*AFC Wild Card Playoff

### BUFFALO vs. PHILADELPHIA

RS: Eagles lead series, 9-6

1973—Bills, 27-26 (B)

1981—Eagles, 20-14 (B)

1984—Eagles, 27-17 (B)

1985—Eagles, 21-17 (P)

1987—Eagles, 17-7 (P)

1990—Bills, 30-23 (B)

1993—Bills, 10-7 (P)

1996—Bills, 24-17 (P)

1999—Bills, 26-0 (B)

2003—Eagles, 23-13 (B)

2007—Eagles, 17-9 (P)

2011—Bills, 31-24 (B)

2015—Eagles, 23-20 (P)

2019—Eagles, 31-13 (B)

2023—Eagles, 37-34 (P) OT

(RS Pts.—Eagles 313, Bills 292)

### BUFFALO vs. PITTSBURGH

RS: Steelers lead series, 15-11;

PS: Series tied, 2-2

1970—Steelers, 23-10 (P)

1972—Steelers, 38-21 (B)

1974—\*Steelers, 32-14 (P)

1975—Bills, 30-21 (P)

1978—Steelers, 28-17 (B)

1979—Steelers, 28-0 (P)

1980—Bills, 28-13 (B)

1982—Bills, 13-0 (B)

1985—Steelers, 30-24 (P)

1986—Bills, 16-12 (B)

1988—Bills, 36-28 (B)

1991—Bills, 52-34 (B)

1992—Bills, 28-20 (B)

\*Bills, 24-3 (P)

1993—Steelers, 23-0 (P)

1994—Steelers, 23-10 (P)

1995—\*Steelers, 40-21 (P)

1996—Steelers, 24-6 (P)

1999—Bills, 24-21 (B)

2001—Steelers, 20-3 (B)

2004—Steelers, 29-24 (B)

2007—Steelers, 26-3 (P)

## ALL-TIME TEAM VS. TEAM RESULTS

2010—Steelers, 19-16 (B) OT  
 2013—Steelers, 23-10 (P)  
 2016—Steelers, 27-20 (B)  
 2019—Bills, 17-10 (P)  
 2020—Bills, 26-15 (B)  
 2021—Steelers, 23-16 (B)  
 2022—Bills, 38-3 (B)  
 2023—\*\*Bills, 31-17 (B)  
 (RS Pts.—Steelers 561, Bills 488)  
 (PS Pts.—Steelers 92, Bills 90)  
*\*AFC Divisional Playoff*  
*\*\*AFC Wild Card Playoff*  
**BUFFALO vs. SAN FRANCISCO**  
 RS: Bills lead series, 7-6  
 1972—Bills, 27-20 (B)  
 1980—Bills, 18-13 (SF)  
 1983—49ers, 23-10 (B)  
 1989—49ers, 21-10 (SF)  
 1992—Bills, 34-31 (SF)  
 1995—49ers, 27-17 (SF)  
 1998—Bills, 26-21 (B)  
 2001—49ers, 35-0 (SF)  
 2004—Bills, 41-7 (SF)  
 2008—49ers, 10-3 (B)  
 2012—49ers, 45-3 (SF)  
 2016—Bills, 45-16 (B)  
 2020—Bills, 34-24 (Arizona)  
 (RS Pts.—49ers 293, Bills 268)  
**BUFFALO vs. SEATTLE**  
 RS: Seahawks lead series, 8-6  
 1977—Seahawks, 56-17 (S)  
 1984—Seahawks, 31-28 (S)  
 1988—Bills, 13-3 (S)  
 1989—Seahawks, 17-16 (S)  
 1995—Bills, 27-21 (B)  
 1996—Seahawks, 26-18 (S)  
 1999—Seahawks, 26-16 (S)  
 2000—Bills, 42-23 (S)  
 2001—Seahawks, 23-20 (B)  
 2004—Bills, 38-9 (S)  
 2008—Bills, 34-10 (B)  
 2012—Seahawks, 50-17 (Toronto)  
 2016—Seahawks, 31-25 (S)  
 2020—Bills, 44-34 (B)  
 (RS Pts.—Seahawks 360, Bills 355)  
**BUFFALO vs. TAMPA BAY**  
 RS: Buccaneers lead series, 8-5  
 1976—Bills, 14-9 (TB)  
 1978—Buccaneers, 31-10 (TB)  
 1982—Buccaneers, 24-23 (TB)  
 1986—Buccaneers, 34-28 (TB)  
 1988—Buccaneers, 10-5 (TB)  
 1991—Bills, 17-10 (TB)  
 2000—Buccaneers, 31-17 (TB)  
 2005—Buccaneers, 19-3 (TB)  
 2009—Bills, 33-20 (B)  
 2013—Buccaneers, 27-6 (TB)  
 2017—Bills, 30-27 (B)  
 2021—Buccaneers, 33-27 (TB) OT  
 2023—Bills, 24-18 (B)  
 (RS Pts.—Buccaneers 293, Bills 237)  
**BUFFALO vs. TENNESSEE**  
 RS: Titans lead series, 29-18;  
 PS: Bills lead series, 2-1  
 1960—Bills, 25-24 (B)  
     Oilers, 31-23 (H)  
 1961—Bills, 22-12 (H)  
     Oilers, 28-16 (B)  
 1962—Oilers, 28-23 (B)  
     Oilers, 17-14 (H)  
 1963—Oilers, 31-20 (B)  
     Oilers, 28-14 (H)  
 1964—Bills, 48-17 (H)  
     Bills, 24-10 (B)  
 1965—Oilers, 19-17 (B)  
     Bills, 29-18 (H)  
 1966—Bills, 27-20 (B)  
     Bills, 42-20 (H)

1967—Oilers, 20-3 (B)  
     Oilers, 10-3 (H)  
 1968—Oilers, 30-7 (B)  
     Oilers, 35-6 (H)  
 1969—Oilers, 17-3 (B)  
     Oilers, 28-14 (H)  
 1971—Oilers, 20-14 (B)  
 1974—Oilers, 21-9 (B)  
 1976—Oilers, 13-3 (B)  
 1978—Oilers, 17-10 (H)  
 1983—Bills, 30-13 (B)  
 1985—Bills, 20-0 (B)  
 1986—Oilers, 16-7 (H)  
 1987—Bills, 34-30 (B)  
 1988—\*\*Bills, 17-10 (B)  
 1989—Bills, 47-41 (H) OT  
 1990—Oilers, 27-24 (H)  
 1992—Oilers, 27-3 (H)  
     \*\*Bills, 41-38 (B) OT  
 1993—Bills, 35-7 (B)  
 1994—Bills, 15-7 (H)  
 1995—Oilers, 28-17 (B)  
 1997—Oilers, 31-14 (T)  
 1999—\*\*Titans, 22-16 (T)  
 2000—Bills, 16-13 (B)  
 2003—Titans, 28-26 (T)  
 2006—Titans, 30-29 (B)  
 2009—Titans, 41-17 (T)  
 2011—Titans, 23-17 (B)  
 2012—Titans, 35-34 (B)  
 2015—Bills, 14-13 (T)  
 2018—Bills, 13-12 (B)  
 2019—Bills, 14-7 (T)  
 2020—Titans, 42-16 (T)  
 2021—Titans, 34-31 (T)  
 2022—Bills, 41-7 (B)  
 (RS Pts.—Titans 1,026, Bills 930)  
 (PS Pts.—Bills 74, Titans 70)  
*\*Franchise in Houston prior to 1997; known as Oilers prior to 1999*  
*\*\*AFC Divisional Playoff*  
*\*\*\*AFC Wild Card Playoff*  
**BUFFALO vs. WASHINGTON**  
 RS: Bills lead series, 11-5;  
 PS: Commanders lead series, 1-0  
 1972—Bills, 24-17 (W)  
 1977—Redskins, 10-0 (B)  
 1981—Bills, 21-14 (B)  
 1984—Redskins, 41-14 (W)  
 1987—Redskins, 27-7 (B)  
 1990—Redskins, 29-14 (W)  
 1991—\*\*Redskins, 37-24 (Minneapolis)  
 1993—Bills, 24-10 (B)  
 1996—Bills, 38-13 (B)  
 1999—Bills, 34-17 (W)  
 2003—Bills, 24-7 (B)  
 2007—Bills, 17-16 (W)  
 2011—Bills, 23-0 (Toronto)  
 2015—Redskins, 35-25 (W)  
 2019—Bills, 24-9 (B)  
 2021—Bills, 43-21 (B)  
 2023—Bills, 37-3 (W)  
 (RS Pts.—Bills 369, Commanders 269)  
 (PS Pts.—Commanders 37, Bills 24)  
*\*Franchise known as Redskins prior to 2020;*  
*known as Washington Football Team prior to 2022*  
*\*\*Super Bowl XXVI*  
**CAROLINA vs. ARIZONA**  
 RS: Panthers lead series, 12-5;  
 PS: Panthers lead series, 2-1;  
 See Arizona vs. Carolina  
**CAROLINA vs. ATLANTA**  
 RS: Falcons lead series, 36-22;  
 See Atlanta vs. Carolina  
**CAROLINA vs. BALTIMORE**  
 RS: Panthers lead series, 4-3;  
 See Baltimore vs. Carolina

**CAROLINA vs. BUFFALO**  
 RS: Bills lead series, 6-2;  
 See Buffalo vs. Carolina  
**CAROLINA vs. CHICAGO**  
 RS: Bears lead series, 8-3;  
 PS: Panthers lead series, 1-0  
 1995—Bears, 31-27 (Chi)  
 2002—Panthers, 24-14 (Car)  
 2005—Bears, 13-3 (Chi)  
     \*Panthers, 29-21 (Chi)  
 2008—Panthers, 20-17 (Car)  
 2010—Bears, 23-6 (Car)  
 2011—Bears, 34-29 (Chi)  
 2012—Bears, 23-22 (Chi)  
 2014—Panthers, 31-24 (Car)  
 2017—Bears, 17-3 (Chi)  
 2020—Bears, 23-16 (Car)  
 2023—Bears, 16-13 (Chi)  
 (RS Pts.—Bears 235, Panthers 194)  
 (PS Pts.—Panthers 29, Bears 21)  
*\*NFC Divisional Playoff*  
**CAROLINA vs. CINCINNATI**  
 RS: Series tied, 3-3-1  
 1999—Panthers, 27-3 (Car)  
 2002—Panthers, 52-31 (Car)  
 2006—Bengals, 17-14 (Cin)  
 2010—Bengals, 20-7 (Car)  
 2014—Tied, 37-37 (Cin) OT  
 2018—Panthers, 31-21 (Car)  
 2022—Bengals, 42-21 (Cin)  
 (RS Pts.—Panthers 189, Bengals 171)  
**CAROLINA vs. CLEVELAND**  
 RS: Panthers lead series, 4-3  
 1999—Panthers, 31-17 (Cle)  
 2002—Panthers, 13-6 (Cle)  
 2006—Panthers, 20-12 (Car)  
 2010—Browns, 24-23 (Cle)  
 2014—Panthers, 17-13 (Car)  
 2018—Browns, 26-20 (Cle)  
 2022—Browns, 26-24 (Car)  
 (RS Pts.—Panthers 148, Browns 124)  
**CAROLINA vs. DALLAS**  
 RS: Cowboys lead series, 11-3;  
 PS: Panthers lead series, 2-0  
 1996—\*Panthers, 26-17 (C)  
 1997—Panthers, 23-13 (D)  
 1998—Cowboys, 27-20 (D)  
 2000—Cowboys, 16-13 (C) OT  
 2002—Cowboys, 14-13 (D)  
 2003—Cowboys, 24-20 (D)  
     \*\*Panthers, 29-10 (C)  
 2005—Cowboys, 24-20 (C)  
 2006—Cowboys, 35-14 (C)  
 2007—Cowboys, 20-13 (C)  
 2009—Cowboys, 21-7 (D)  
 2012—Cowboys, 19-14 (C)  
 2015—Panthers, 33-14 (D)  
 2018—Panthers, 16-8 (C)  
 2021—Cowboys, 36-28 (D)  
 2023—Cowboys, 33-10 (C)  
 (RS Pts.—Cowboys 304, Panthers 244)  
 (PS Pts.—Panthers 55, Cowboys 27)  
*\*NFC Divisional Playoff*  
*\*\*NFC Wild Card Playoff*  
**CAROLINA vs. DENVER**  
 RS: Broncos lead series, 5-2;  
 PS: Broncos lead series, 1-0  
 1997—Broncos, 34-0 (D)  
 2004—Broncos, 20-17 (D)  
 2008—Panthers, 30-10 (C)  
 2012—Broncos, 36-14 (C)  
 2015—Broncos, 24-10 (San Francisco)  
 2016—Broncos, 21-20 (D)  
 2020—Broncos, 32-27 (C)  
 2022—Panthers, 23-10 (C)  
 (RS Pts.—Broncos 163, Panthers 131)  
 (PS Pts.—Broncos 24, Panthers 10)  
*\*Super Bowl 50*

## ALL-TIME TEAM VS. TEAM RESULTS

### CAROLINA vs. DETROIT

RS: Panthers lead series, 8-4  
 1999—Lions, 24-9 (C)  
 2002—Panthers, 31-7 (C)  
 2003—Panthers, 20-14 (C)  
 2005—Panthers, 21-20 (D)  
 2008—Panthers, 31-22 (C)  
 2011—Lions, 49-35 (D)  
 2014—Panthers, 24-7 (C)  
 2017—Panthers, 27-24 (D)  
 2018—Lions, 20-19 (D)  
 2020—Panthers, 20-0 (C)  
 2022—Panthers, 37-23 (C)  
 2023—Lions, 42-24 (D)  
 (RS Pts.—Panthers 298, Lions 252)

### CAROLINA vs. GREEN BAY

RS: Packers lead series, 11-6;  
 PS: Packers lead series, 1-0  
 1996—\*Packers, 30-13 (GB)  
 1997—Packers, 31-10 (C)  
 1998—Packers, 37-30 (C)  
 1999—Panthers, 33-31 (GB)  
 2000—Panthers, 31-14 (C)  
 2001—Packers, 28-7 (C)  
 2002—Packers, 17-14 (GB)  
 2004—Packers, 24-14 (C)  
 2005—Panthers, 32-29 (C)  
 2007—Packers, 31-17 (GB)  
 2008—Panthers, 35-31 (GB)  
 2011—Packers, 30-23 (C)  
 2014—Packers, 38-17 (GB)  
 2015—Panthers, 37-29 (C)  
 2017—Panthers, 31-24 (C)  
 2019—Packers, 24-16 (GB)  
 2020—Packers, 24-16 (GB)  
 2023—Packers, 33-30 (C)  
 (RS Pts.—Packers 475, Panthers 393)  
 (PS Pts.—Packers 30, Panthers 13)  
*\*NFC Championship*

### CAROLINA vs. HOUSTON

RS: Panthers lead series, 5-2  
 2003—Texans, 14-10 (H)  
 2007—Texans, 34-21 (C)  
 2011—Panthers, 28-13 (H)  
 2015—Panthers, 24-17 (C)  
 2019—Panthers, 16-10 (H)  
 2023—Panthers, 15-13 (C)

(RS Pts.—Panthers 138, Texans 110)

### CAROLINA vs. INDIANAPOLIS

RS: Panthers lead series, 5-3  
 1995—Panthers, 13-10 (C)  
 1998—Panthers, 27-19 (I)  
 2003—Panthers, 23-20 (I) OT  
 2007—Colts, 31-7 (C)  
 2011—Panthers, 27-19 (I)  
 2015—Panthers, 29-26 (C) OT  
 2019—Colts, 38-6 (I)  
 2023—Colts, 27-13 (C)  
 (RS Pts.—Colts 190, Panthers 145)

### CAROLINA vs. JACKSONVILLE

RS: Series tied, 4-4  
 1996—Jaguars, 24-14 (J)  
 1999—Jaguars, 22-20 (C)  
 2003—Panthers, 24-23 (C)  
 2007—Jaguars, 37-6 (J)  
 2011—Panthers, 16-10 (C)  
 2015—Panthers, 20-9 (J)  
 2019—Panthers, 34-27 (C)  
 2023—Jaguars, 26-0 (J)  
 (RS Pts.—Jaguars 178, Panthers 134)

### CAROLINA vs. KANSAS CITY

RS: Chiefs lead series, 5-2  
 1997—Chiefs, 35-14 (C)  
 2000—Chiefs, 15-14 (KC)  
 2004—Panthers, 28-17 (KC)  
 2008—Panthers, 34-0 (C)  
 2012—Chiefs, 27-21 (KC)  
 2016—Chiefs, 20-17 (C)

2020—Chiefs, 33-31 (KC)  
 (RS Pts.—Panthers 159, Chiefs 147)

### CAROLINA vs. \*LAS VEGAS

RS: Raiders lead series, 4-3  
 1997—Panthers, 38-14 (C)  
 2000—Raiders, 52-9 (O)  
 2004—Raiders, 27-24 (C)  
 2008—Panthers, 17-6 (O)  
 2012—Panthers, 17-6 (C)  
 2016—Raiders, 35-32 (O)  
 2020—Raiders, 34-30 (C)  
 (RS Pts.—Raiders 174, Panthers 167)  
*\*Franchise in Oakland from 1995-2019*

### CAROLINA vs. \*\*L.A. CHARGERS

RS: Panthers lead series, 6-1  
 1997—Panthers, 26-7 (SD)  
 2000—Panthers, 30-22 (C)  
 2004—Chargers, 17-6 (C)  
 2008—Panthers, 26-24 (SD)  
 2012—Panthers, 31-7 (SD)  
 2016—Panthers, 28-16 (C)  
 2020—Panthers, 21-16 (LA)  
 (RS Pts.—Panthers 168, Chargers 109)  
*\*Franchise in San Diego from 1961-2016*

### CAROLINA vs. \*\*L.A. RAMS

RS: Panthers lead series, 12-10;  
 PS: Panthers lead series, 1-0  
 1995—Rams, 31-10 (C)  
     Rams, 28-17 (StL)  
 1996—Panthers, 45-13 (C)  
     Panthers, 20-10 (StL)  
 1997—Panthers, 16-10 (StL)  
     Rams, 30-18 (C)  
 1998—Panthers, 24-20 (StL)  
     Panthers, 20-13 (C)  
 1999—Rams, 35-10 (StL)  
     Rams, 34-21 (C)  
 2000—Panthers, 27-24 (StL)  
     Panthers, 16-3 (C)  
 2001—Rams, 48-14 (StL)  
     Rams, 38-32 (C)  
 2003—\*Panthers, 29-23 (StL) 2OT  
 2004—Panthers, 20-7 (C)  
 2006—Panthers, 15-0 (C)  
 2007—Panthers, 27-13 (StL)  
 2010—Rams, 20-10 (StL)  
 2013—Panthers, 30-15 (C)  
 2016—Panthers, 13-10 (LA)  
 2019—Rams, 30-27 (C)  
 2022—Rams, 24-10 (LA)  
 (RS Pts.—Rams 456, Panthers 442)  
 (PS Pts.—Panthers 29, Rams 23)  
*\*NFC Divisional Playoff*  
*\*\*Franchise in St. Louis from 1995-2015*

### CAROLINA vs. MIAMI

RS: Dolphins lead series, 6-2  
 1998—Dolphins, 13-9 (C)  
 2001—Dolphins, 23-6 (M)  
 2005—Dolphins, 27-24 (M)  
 2009—Dolphins, 24-17 (C)  
 2013—Panthers, 20-16 (M)  
 2017—Panthers, 45-21 (C)  
 2021—Dolphins, 33-10 (M)  
 2023—Dolphins, 42-21 (M)  
 (RS Pts.—Dolphins 199, Panthers 152)

### CAROLINA vs. MINNESOTA

RS: Vikings lead series, 11-6  
 1996—Vikings, 14-12 (M)  
 1997—Vikings, 21-14 (M)  
 2000—Vikings, 31-17 (M)  
 2001—Panthers, 24-13 (M)  
 2002—Panthers, 21-14 (M)  
 2005—Panthers, 38-13 (C)  
 2006—Vikings, 16-13 (M) OT  
 2008—Vikings, 20-10 (M)  
 2009—Panthers, 26-7 (C)  
 2011—Vikings, 24-21 (C)  
 2013—Panthers, 35-10 (M)  
 2014—Vikings, 31-13 (M)

2016—Vikings, 22-10 (C)  
 2017—Panthers, 31-24 (C)  
 2020—Vikings, 28-27 (M)  
 2021—Vikings, 34-28 (C) OT  
 2023—Vikings, 21-13 (C)  
 (RS Pts.—Panthers 353, Vikings 343)

### CAROLINA vs. NEW ENGLAND

RS: Panthers lead series, 4-3;  
 PS: Patriots lead series, 1-0  
 1995—Panthers, 20-17 (NE) OT  
 2001—Patriots, 38-6 (C)  
 2003—\*Patriots, 32-29 (Houston)  
 2005—Panthers, 27-17 (C)  
 2009—Patriots, 20-10 (NE)  
 2013—Panthers, 24-20 (C)  
 2017—Panthers, 33-30 (NE)  
 2021—Patriots, 24-6 (C)  
 (RS Pts.—Patriots 166, Panthers 126)  
 (PS Pts.—Patriots 32, Panthers 29)  
*\*Super Bowl XXXVIII*

### CAROLINA vs. NEW ORLEANS

RS: Saints lead series, 30-28;  
 PS: Saints lead series, 1-0  
 1995—Panthers, 20-3 (C)  
     Saints, 34-26 (NO)  
 1996—Panthers, 22-20 (NO)  
     Panthers, 19-7 (C)  
 1997—Panthers, 13-0 (NO)  
     Saints, 16-13 (C)  
 1998—Saints, 19-14 (NO)  
     Panthers, 31-17 (C)  
 1999—Saints, 19-10 (NO)  
     Panthers, 45-13 (C)  
 2000—Saints, 24-6 (NO)  
     Saints, 20-10 (C)  
 2001—Saints, 27-25 (C)  
     Saints, 27-23 (NO)  
 2002—Saints, 34-24 (C)  
     Panthers, 10-6 (NO)  
 2003—Panthers, 19-13 (C)  
     Panthers, 23-20 (NO) OT  
 2004—Panthers, 32-21 (NO)  
     Saints, 21-18 (C)  
 2005—Saints, 23-20 (C)  
     Panthers, 27-10 (Baton Rouge)  
 2006—Panthers, 21-18 (C)  
     Panthers, 31-21 (NO)  
 2007—Panthers, 16-13 (NO)  
     Saints, 31-6 (C)  
 2008—Panthers, 30-7 (C)  
     Panthers, 33-31 (NO)  
 2009—Saints, 30-20 (NO)  
     Panthers, 23-10 (C)  
 2010—Saints, 16-14 (NO)  
     Saints, 34-3 (C)  
 2011—Saints, 30-27 (C)  
     Saints, 45-17 (NO)  
 2012—Panthers, 35-27 (C)  
     Panthers, 44-38 (NO)  
 2013—Saints, 31-13 (NO)  
     Panthers, 17-13 (C)  
 2014—Saints, 28-10 (C)  
     Panthers, 41-10 (NO)  
 2015—Panthers, 27-22 (C)  
     Panthers, 41-38 (NO)  
 2016—Saints, 41-38 (NO)  
     Panthers, 23-20 (C)  
 2017—Saints, 34-13 (C)  
     Saints, 31-21 (NO)  
     \*Saints, 31-26 (NO)  
 2018—Saints, 12-9 (C)  
     Panthers, 33-14 (NO)  
 2019—Saints, 34-31 (NO)  
     Saints, 42-10 (C)  
 2020—Saints, 27-24 (NO)  
     Saints, 33-7 (C)  
 2021—Panthers, 26-7 (C)  
     Saints, 18-10 (NO)

## ALL-TIME TEAM VS. TEAM RESULTS

2022—Panthers, 22-14 (C)  
Panthers, 10-7 (NO)

2023—Saints, 20-17 (C)  
Saints, 28-6 (NO)  
(RS Pts.—Saints 1,269, Panthers 1,219)  
(PS Pts.—Saints 31, Panthers 26)  
*\*NFC Wild Card Playoff*

**CAROLINA vs. N.Y. GIANTS**  
RS: Series tied, 6-6;  
PS: Panthers lead series, 1-0  
1996—Panthers, 27-17 (C)  
2003—Panthers, 37-24 (NY)  
2005—\*Panthers, 23-0 (NY)  
2006—Giants, 27-13 (C)  
2008—Giants, 34-28 (NY) OT  
2009—Panthers, 41-9 (NY)  
2010—Giants, 31-18 (NY)  
2012—Giants, 36-7 (C)  
2013—Panthers, 38-0 (C)  
2015—Panthers, 38-35 (NY)  
2018—Panthers, 33-31 (C)  
2021—Giants, 25-3 (NY)  
2022—Giants, 19-16 (NY)  
(RS Pts.—Panthers 299, Giants 288)  
(PS Pts.—Panthers 23, Giants 0)  
*\*NFC Wild Card Playoff*

**CAROLINA vs. N.Y. JETS**  
RS: Panthers lead series, 5-3  
1995—Panthers, 26-15 (C)  
1998—Jets, 48-21 (NY)  
2001—Jets, 13-12 (C)  
2005—Panthers, 30-3 (C)  
2009—Jets, 17-6 (NY)  
2013—Panthers, 30-20 (C)  
2017—Panthers, 35-27 (NY)  
2021—Panthers, 19-14 (C)  
(RS Pts.—Panthers 179, Jets 157)

**CAROLINA vs. PHILADELPHIA**  
RS: Eagles lead series, 8-4;  
PS: Panthers lead series, 1-0  
1996—Eagles, 20-9 (P)  
1999—Panthers, 33-7 (C)  
2003—Eagles, 25-16 (C)  
\*Panthers, 14-3 (P)  
2004—Eagles, 30-8 (P)  
2006—Eagles, 27-24 (P)  
2009—Eagles, 38-10 (C)  
2012—Panthers, 30-22 (P)  
2014—Eagles, 45-21 (P)  
2015—Panthers, 27-16 (C)  
2017—Eagles, 28-23 (C)  
2018—Panthers, 21-17 (P)  
2021—Eagles, 21-18 (C)  
(RS Pts.—Eagles 296, Panthers 240)  
(PS Pts.—Panthers 14, Eagles 3)  
*\*NFC Championship*

**CAROLINA vs. PITTSBURGH**  
RS: Steelers lead series, 7-1  
1996—Panthers, 18-14 (C)  
1999—Steelers, 30-20 (P)  
2002—Steelers, 30-14 (P)  
2006—Steelers, 37-3 (C)  
2010—Steelers, 27-3 (P)  
2014—Steelers, 37-19 (C)  
2018—Steelers, 52-21 (P)  
2022—Steelers, 24-16 (C)  
(RS Pts.—Steelers 251, Panthers 114)

**CAROLINA vs. SAN FRANCISCO**  
RS: Panthers lead series, 13-9;  
PS: 49ers lead series, 1-0  
1995—Panthers, 13-7 (SF)  
49ers, 31-10 (C)  
1996—Panthers, 23-7 (C)  
Panthers, 30-24 (SF)  
1997—49ers, 34-21 (C)  
49ers, 27-19 (SF)  
1998—49ers, 25-23 (SF)  
49ers, 31-28 (C) OT

1999—Panthers, 31-29 (SF)  
Panthers, 41-24 (C)

2000—Panthers, 38-22 (SF)  
Panthers, 34-16 (C)

2001—49ers, 24-14 (SF)  
49ers, 25-22 (C) OT

2004—Panthers, 37-27 (SF)  
2007—Panthers, 31-14 (C)  
2010—Panthers, 23-20 (C)  
2013—Panthers, 10-9 (SF)  
\*49ers, 23-10 (C)  
2016—Panthers, 46-27 (C)  
2017—Panthers, 23-3 (SF)  
2019—49ers, 51-13 (SF)  
2022—49ers, 37-15 (C)  
(RS Pts.—Panthers 545, 49ers 514)  
(PS Pts.—49ers 23, Panthers 10)  
*\*NFC Divisional Playoff*

**CAROLINA vs. SEATTLE**  
RS: Seahawks lead series, 9-4;  
PS: Seahawks lead series, 2-1  
2000—Panthers, 26-3 (C)  
2004—Seahawks, 23-17 (S)  
2005—\*Seahawks, 34-14 (S)  
2007—Panthers, 13-10 (C)  
2010—Seahawks, 31-14 (S)  
2012—Seahawks, 16-12 (C)  
2013—Seahawks, 12-7 (C)  
2014—Seahawks, 13-9 (C)  
\*\*Seahawks, 31-17 (S)  
2015—Panthers, 27-23 (S)  
\*\*Panthers, 31-24 (C)  
2016—Seahawks, 40-7 (S)  
2018—Seahawks, 30-27 (C)  
2019—Seahawks, 30-24 (C)  
2022—Panthers, 30-24 (S)  
2023—Seahawks, 37-27 (S)  
(RS Pts.—Seahawks 292, Panthers 240)  
(PS Pts.—Seahawks 89, Panthers 62)  
*\*NFC Championship*  
*\*\*NFC Divisional Playoff*

**CAROLINA vs. TAMPA BAY**  
RS: Panthers lead series, 25-22  
1995—Buccaneers, 20-13 (C)  
1996—Panthers, 24-0 (C)  
1998—Buccaneers, 16-13 (TB)  
2002—Buccaneers, 12-9 (C)  
Buccaneers, 23-10 (TB)  
2003—Panthers, 12-9 (TB) OT  
Panthers, 27-24 (C)  
2004—Panthers, 21-14 (C)  
Panthers, 37-20 (TB)  
2005—Panthers, 34-14 (TB)  
Buccaneers, 20-10 (C)  
2006—Panthers, 26-24 (TB)  
Panthers, 24-10 (C)  
2007—Buccaneers, 20-7 (C)  
Panthers, 31-23 (TB)  
2008—Buccaneers, 27-3 (TB)  
Panthers, 38-23 (C)  
2009—Panthers, 28-21 (TB)  
Panthers, 16-6 (C)  
2010—Buccaneers, 20-7 (C)  
Buccaneers, 31-16 (TB)  
2011—Panthers, 38-19 (TB)  
Panthers, 48-16 (C)  
2012—Buccaneers, 16-10 (TB)  
Buccaneers, 27-21 (C) OT  
2013—Panthers, 31-13 (TB)  
Panthers, 27-6 (C)  
2014—Panthers, 20-14 (TB)  
Panthers, 19-17 (C)  
2015—Panthers, 37-23 (TB)  
Panthers, 38-10 (C)  
2016—Buccaneers, 17-14 (C)  
Buccaneers, 17-16 (TB)  
2017—Panthers, 17-3 (TB)  
Panthers, 22-19 (C)

2018—Panthers, 42-28 (C)  
Buccaneers, 24-17 (TB)

2019—Buccaneers, 20-14 (C)  
Panthers, 37-26 (London)

2020—Buccaneers, 31-17 (TB)  
Buccaneers, 46-23 (C)  
2021—Buccaneers, 32-6 (C)  
Buccaneers, 41-17 (TB)  
2022—Panthers, 21-3 (C)  
Buccaneers, 30-24 (TB)  
2023—Buccaneers, 21-18 (TB)  
Buccaneers, 9-0 (C)  
(RS Pts.—Panthers 1,000, Buccaneers 905)

**CAROLINA vs. \*TENNESSEE**  
RS: Titans lead series, 4-3  
1996—Panthers, 31-6 (H)  
2003—Titans, 37-17 (C)  
2007—Titans, 20-7 (T)  
2011—Titans, 30-3 (C)  
2015—Panthers, 27-10 (T)  
2019—Panthers, 30-20 (C)  
2023—Titans, 17-10 (T)  
(RS Pts.—Titans 140, Panthers 125)  
*\*Franchise in Houston prior to 1997; known as Oilers prior to 1999*

**CAROLINA vs. \*WASHINGTON**  
RS: Commanders lead series, 10-7  
1995—Redskins, 20-17 (W)  
1997—Redskins, 24-10 (C)  
1998—Redskins, 28-25 (C)  
1999—Redskins, 38-36 (W)  
2000—Redskins, 20-17 (W)  
2001—Redskins, 17-14 (W) OT  
2003—Panthers, 20-17 (C)  
2006—Redskins, 17-13 (W)  
2009—Panthers, 20-17 (C)  
2011—Panthers, 33-20 (C)  
2012—Panthers, 21-13 (W)  
2015—Panthers, 44-16 (C)  
2016—Panthers, 26-15 (W)  
2018—Redskins, 23-17 (W)  
2019—Redskins, 29-21 (C)  
2020—Panthers, 20-13 (W)  
2021—Washington, 27-21 (C)  
(RS Pts.—Panthers 375, Commanders 354)  
*\*Franchise known as Redskins prior to 2020; Washington Football Team prior to 2022*

**CHICAGO vs. ARIZONA**  
RS: Bears lead series, 58-29-6;  
See Arizona vs. Chicago

**CHICAGO vs. ATLANTA**  
RS: Bears lead series, 16-14;  
See Atlanta vs. Chicago

**CHICAGO vs. BALTIMORE**  
RS: Bears lead series, 4-3;  
See Baltimore vs. Chicago

**CHICAGO vs. BUFFALO**  
RS: Bears lead series, 8-6;  
See Buffalo vs. Chicago

**CHICAGO vs. CAROLINA**  
RS: Bears lead series, 8-3;  
PS: Panthers lead series, 1-0;  
See Carolina vs. Chicago

**CHICAGO vs. CINCINNATI**  
RS: Series tied, 6-6  
1972—Bengals, 13-3 (Chi)  
1980—Bengals, 17-14 (Chi) OT  
1986—Bears, 44-7 (Cin)  
1989—Bears, 17-14 (Chi)  
1992—Bengals, 31-28 (Chi) OT  
1995—Bengals, 16-10 (Cin)  
2001—Bears, 24-0 (Cin)  
2005—Bengals, 24-7 (Chi)  
2009—Bengals, 45-10 (Cin)  
2013—Bears, 24-21 (Chi)  
2017—Bears, 33-7 (Cin)  
2021—Bears, 20-17 (Chi)  
(RS Pts.—Bears 234, Bengals 212)

## ALL-TIME TEAM VS. TEAM RESULTS

### CHICAGO vs. CLEVELAND

RS: Browns lead series, 11-7  
 1951—Browns, 42-21 (Cle)  
 1954—Browns, 39-10 (Chi)  
 1960—Browns, 42-0 (Cle)  
 1961—Bears, 17-14 (Chi)  
 1967—Browns, 24-0 (Cle)  
 1969—Browns, 28-24 (Chi)  
 1972—Bears, 17-0 (Cle)  
 1980—Browns, 27-21 (Cle)  
 1986—Bears, 41-31 (Chi)  
 1989—Browns, 27-7 (Cle)  
 1992—Browns, 27-14 (Cle)  
 2001—Bears, 27-21 (Chi) OT  
 2005—Browns, 20-10 (Cle)  
 2009—Bears, 30-6 (Chi)  
 2013—Bears, 38-31 (Cle)  
 2017—Bears, 20-3 (Chi)  
 2021—Browns, 26-6 (Cle)  
 2023—Browns, 20-17 (Cle)  
 (RS Pts.—Browns 428, Bears 320)

### CHICAGO vs. DALLAS

RS: Cowboys lead series, 14-12;  
 PS: Cowboys lead series, 2-0  
 1960—Bears, 17-7 (C)  
 1962—Bears, 34-33 (D)  
 1964—Cowboys, 24-10 (C)  
 1968—Cowboys, 34-3 (C)  
 1971—Bears, 23-19 (C)  
 1973—Cowboys, 20-17 (C)  
 1976—Cowboys, 31-21 (D)  
 1977—\*Cowboys, 37-7 (D)  
 1979—Cowboys, 24-20 (D)  
 1981—Cowboys, 10-9 (D)  
 1984—Cowboys, 23-14 (C)  
 1985—Bears, 44-0 (D)  
 1986—Bears, 24-10 (D)  
 1988—Bears, 17-7 (C)  
 1991—\*\*Cowboys, 17-13 (C)  
 1992—Cowboys, 27-14 (D)  
 1996—Bears, 22-6 (C)  
 1997—Cowboys, 27-3 (D)  
 1998—Bears, 13-12 (C)  
 2004—Cowboys, 21-7 (D)  
 2007—Cowboys, 34-10 (C)  
 2010—Bears, 27-20 (D)  
 2012—Bears, 34-18 (D)  
 2013—Bears, 45-28 (C)  
 2014—Cowboys, 41-28 (C)  
 2016—Cowboys, 31-17 (D)  
 2019—Bears, 31-24 (C)  
 2022—Cowboys, 49-29 (D)  
 (RS Pts.—Cowboys 580, Bears 533)  
 (PS Pts.—Cowboys 54, Bears 20)

\*NFC Divisional Playoff

\*\*NFC Wild Card Playoff

### CHICAGO vs. DENVER

RS: Broncos lead series, 9-8  
 1971—Broncos, 6-3 (D)  
 1973—Bears, 33-14 (D)  
 1976—Broncos, 28-14 (C)  
 1978—Broncos, 16-7 (D)  
 1981—Bears, 35-24 (C)  
 1983—Bears, 31-14 (C)  
 1984—Bears, 27-0 (C)  
 1987—Broncos, 31-29 (D)  
 1990—Bears, 16-13 (D) OT  
 1993—Broncos, 13-3 (C)  
 1996—Broncos, 17-12 (D)  
 2003—Bears, 19-10 (D)  
 2007—Bears, 37-34 (C) OT  
 2011—Broncos, 13-10 (D) OT  
 2015—Broncos, 17-15 (C)  
 2019—Bears, 16-14 (D)  
 2023—Broncos, 31-28 (C)  
 (RS Pts.—Bears 335, Broncos 295)

### CHICAGO vs. \*DETROIT

RS: Bears lead series, 105-78-5  
 1930—Spartans, 7-6 (P)  
     Bears, 14-6 (C)  
 1931—Bears, 9-6 (C)  
     Spartans, 3-0 (P)  
 1932—Tie, 13-13 (C)  
     Tie, 7-7 (P)  
     Bears, 9-0 (C)  
 1933—Bears, 17-14 (C)  
     Bears, 17-7 (P)  
 1934—Bears, 19-16 (D)  
     Bears, 10-7 (C)  
 1935—Tie, 20-20 (C)  
     Lions, 14-2 (D)  
 1936—Bears, 12-10 (C)  
     Lions, 13-7 (D)  
 1937—Bears, 28-20 (C)  
     Bears, 13-0 (D)  
 1938—Lions, 13-7 (C)  
     Lions, 14-7 (D)  
 1939—Lions, 10-0 (C)  
     Bears, 23-13 (D)  
 1940—Bears, 7-0 (C)  
     Lions, 17-14 (D)  
 1941—Bears, 49-0 (C)  
     Bears, 24-7 (D)  
 1942—Bears, 16-0 (C)  
     Bears, 42-0 (D)  
 1943—Bears, 27-21 (D)  
     Bears, 35-14 (C)  
 1944—Tie, 21-21 (C)  
     Lions, 41-21 (D)  
 1945—Lions, 16-10 (D)  
     Lions, 35-28 (C)  
 1946—Bears, 42-6 (C)  
     Bears, 45-24 (D)  
 1947—Bears, 33-24 (C)  
     Bears, 34-14 (D)  
 1948—Bears, 28-0 (C)  
     Bears, 42-14 (D)  
 1949—Bears, 27-24 (C)  
     Bears, 28-7 (D)  
 1950—Bears, 35-21 (D)  
     Bears, 6-3 (C)  
 1951—Bears, 28-23 (D)  
     Lions, 41-28 (C)  
 1952—Bears, 24-23 (C)  
     Lions, 45-21 (D)  
 1953—Lions, 20-16 (C)  
     Lions, 13-7 (D)  
 1954—Lions, 48-23 (D)  
     Bears, 28-24 (C)  
 1955—Bears, 24-14 (D)  
     Bears, 21-20 (C)  
 1956—Lions, 42-10 (D)  
     Bears, 38-21 (C)  
 1957—Bears, 27-7 (D)  
     Lions, 21-13 (C)  
 1958—Bears, 20-7 (D)  
     Bears, 21-16 (C)  
 1959—Bears, 24-14 (D)  
     Bears, 25-14 (C)  
 1960—Bears, 28-7 (C)  
     Lions, 36-0 (D)  
 1961—Bears, 31-17 (D)  
     Lions, 16-15 (C)  
 1962—Lions, 11-3 (D)  
     Bears, 3-0 (C)  
 1963—Bears, 37-21 (D)  
     Bears, 24-14 (C)  
 1964—Lions, 10-0 (C)  
     Bears, 27-24 (D)  
 1965—Bears, 38-10 (C)  
     Bears, 17-10 (D)  
 1966—Lions, 14-3 (D)  
     Tie, 10-10 (C)  
 1967—Bears, 14-3 (C)  
     Bears, 27-13 (D)

1968—Lions, 42-0 (D)  
     Lions, 28-10 (C)  
 1969—Lions, 13-7 (D)  
     Lions, 20-3 (C)  
 1970—Lions, 28-14 (D)  
     Lions, 16-10 (C)  
 1971—Bears, 28-23 (D)  
     Lions, 28-3 (C)  
 1972—Lions, 38-24 (C)  
     Lions, 14-0 (D)  
 1973—Lions, 30-7 (C)  
     Lions, 40-7 (D)  
 1974—Bears, 17-9 (C)  
     Lions, 34-17 (D)  
 1975—Lions, 27-7 (D)  
     Bears, 25-21 (C)  
 1976—Bears, 10-3 (C)  
     Lions, 14-10 (D)  
 1977—Bears, 30-20 (C)  
     Bears, 31-14 (D)  
 1978—Bears, 19-0 (D)  
     Lions, 21-17 (C)  
 1979—Bears, 35-7 (C)  
     Lions, 20-0 (D)  
 1980—Bears, 24-7 (C)  
     Bears, 23-17 (D) OT  
 1981—Lions, 48-17 (D)  
     Lions, 23-7 (C)  
 1982—Lions, 17-10 (D)  
     Bears, 20-17 (C)  
 1983—Lions, 31-17 (D)  
     Lions, 38-17 (C)  
 1984—Bears, 16-14 (C)  
     Bears, 30-13 (D)  
 1985—Bears, 24-3 (C)  
     Bears, 37-17 (D)  
 1986—Bears, 13-7 (C)  
     Bears, 16-13 (D)  
 1987—Bears, 30-10 (C)  
 1988—Bears, 24-7 (D)  
     Bears, 13-12 (C)  
 1989—Bears, 47-27 (D)  
     Lions, 27-17 (C)  
 1990—Bears, 23-17 (C) OT  
     Lions, 38-21 (D)  
 1991—Bears, 20-10 (C)  
     Lions, 16-6 (D)  
 1992—Bears, 27-24 (C)  
     Lions, 16-3 (D)  
 1993—Bears, 10-6 (D)  
     Lions, 20-14 (C)  
 1994—Lions, 21-16 (D)  
     Bears, 20-10 (C)  
 1995—Lions, 24-17 (C)  
     Lions, 27-7 (D)  
 1996—Lions, 35-16 (D)  
     Bears, 31-14 (C)  
 1997—Lions, 32-7 (C)  
     Lions, 55-20 (D)  
 1998—Bears, 31-27 (C)  
     Lions, 26-3 (D)  
 1999—Lions, 21-17 (D)  
     Bears, 28-10 (C)  
 2000—Lions, 21-14 (C)  
     Bears, 23-20 (D)  
 2001—Bears, 13-10 (C)  
     Bears, 24-0 (D)  
 2002—Lions, 23-20 (D) OT  
     Bears, 20-17 (C) OT  
 2003—Bears, 24-16 (C)  
     Lions, 12-10 (D)  
 2004—Lions, 20-16 (C)  
     Lions, 19-13 (D)  
 2005—Bears, 38-6 (C)  
     Bears, 19-13 (D) OT  
 2006—Bears, 34-7 (C)  
     Bears, 26-21 (D)  
 2007—Lions, 37-27 (D)  
     Lions, 16-7 (C)



## ALL-TIME TEAM VS. TEAM RESULTS

2008—Bears, 34-7 (D) Bears, 27-23 (C)	1940—Bears, 41-10 (GB) Bears, 14-7 (C)	1979—Bears, 6-3 (C) Bears, 15-14 (GB)
2009—Bears, 48-24 (C) Bears, 37-23 (D)	1941—Bears, 25-17 (GB) Packers, 16-14 (C)	1980—Packers, 12-6 (GB) OT Bears, 61-7 (C)
2010—Bears, 19-14 (C) Bears, 24-20 (D)	**Bears, 33-14 (C)	1981—Packers, 16-9 (C) Packers, 21-17 (GB)
2011—Lions, 24-13 (D) Bears, 37-13 (C)	1942—Bears, 44-28 (GB) Bears, 38-7 (C)	1983—Packers, 31-28 (GB) Bears, 23-21 (C)
2012—Bears, 13-7 (C) Bears, 26-24 (D)	1943—Tie, 21-21 (GB) Bears, 21-7 (C)	1984—Bears, 9-7 (GB) Packers, 20-14 (C)
2013—Lions, 40-32 (D) Lions, 21-19 (C)	1944—Packers, 42-28 (GB) Bears, 21-0 (C)	1985—Bears, 23-7 (C) Bears, 16-10 (GB)
2014—Lions, 34-17 (D) Lions, 20-14 (C)	1945—Packers, 31-21 (GB) Bears, 28-24 (C)	1986—Bears, 25-12 (GB) Bears, 12-10 (C)
2015—Lions, 37-34 (D) OT Lions, 24-20 (C)	1946—Bears, 30-7 (GB) Bears, 10-7 (C)	1987—Bears, 26-24 (GB) Bears, 23-10 (C)
2016—Bears, 17-14 (C) Lions, 20-17 (D)	1947—Packers, 29-20 (GB) Bears, 20-17 (C)	1988—Bears, 24-6 (GB) Bears, 16-0 (C)
2017—Lions, 27-24 (C) Lions, 20-10 (D)	1948—Bears, 45-7 (GB) Bears, 7-6 (C)	1989—Packers, 14-13 (GB) Packers, 40-28 (C)
2018—Bears, 34-22 (C) Bears, 23-16 (D)	1949—Bears, 17-0 (GB) Bears, 24-3 (C)	1990—Bears, 31-13 (GB) Bears, 27-13 (C)
2019—Bears, 20-13 (C) Bears, 24-20 (D)	1950—Packers, 31-21 (GB) Bears, 28-14 (C)	1991—Bears, 10-0 (GB) Bears, 27-13 (C)
2020—Bears, 27-23 (D) Lions, 34-30 (C)	1951—Bears, 31-20 (GB) Bears, 24-13 (C)	1992—Bears, 30-10 (GB) Packers, 17-3 (C)
2021—Bears, 24-14 (C) Bears, 16-14 (D)	1952—Bears, 24-14 (GB) Packers, 41-28 (C)	1993—Packers, 17-3 (GB) Bears, 30-17 (C)
2022—Lions, 31-30 (C) Lions, 41-10 (D)	1953—Bears, 17-13 (GB) Tie, 21-21 (C)	1994—Packers, 33-6 (C) Packers, 40-3 (GB)
2023—Lions, 31-26 (D) Bears, 28-13 (C)	1954—Bears, 10-3 (GB) Bears, 28-23 (C)	1995—Packers, 27-24 (C) Packers, 35-28 (GB)
(RS Pts.—Bears 3,701, Lions 3,424) <i>*Franchise in Portsmouth prior to 1934 and known as the Spartans</i>	1955—Packers, 24-3 (GB) Bears, 52-31 (C)	1996—Packers, 37-6 (C) Packers, 28-17 (GB)
<b>*CHICAGO vs. GREEN BAY</b>	1956—Bears, 37-21 (GB) Bears, 38-14 (C)	1997—Packers, 38-24 (GB) Packers, 24-23 (C)
RS: Packers lead series, 106-94-6; PS: Series tied, 1-1	1957—Packers, 21-17 (GB) Bears, 21-14 (C)	1998—Packers, 26-20 (GB) Packers, 16-13 (C)
1921—Staleys, 20-0 (C)	1958—Bears, 34-20 (GB) Bears, 24-10 (C)	1999—Bears, 14-13 (GB) Packers, 35-19 (C)
1923—Bears, 3-0 (GB)	1959—Packers, 9-6 (GB) Bears, 28-17 (C)	2000—Bears, 27-24 (GB) Packers, 28-6 (C)
1924—Bears, 3-0 (C)	1960—Bears, 17-14 (GB) Packers, 41-13 (C)	2001—Packers, 20-12 (C) Packers, 17-7 (GB)
1925—Packers, 14-10 (GB) Bears, 21-0 (C)	1961—Packers, 24-0 (GB) Packers, 31-28 (C)	2002—Packers, 34-21 (C) Packers, 30-20 (GB)
1926—Tie, 6-6 (GB) Bears, 19-13 (C) Tie, 3-3 (C)	1962—Packers, 49-0 (GB) Packers, 38-7 (C)	2003—Packers, 38-23 (C) Packers, 34-21 (GB)
1927—Bears, 7-6 (GB) Bears, 14-6 (C)	1963—Bears, 10-3 (GB) Bears, 26-7 (C)	2004—Bears, 21-10 (GB) Packers, 31-14 (C)
1928—Tie, 12-12 (GB) Packers, 16-6 (C) Packers, 6-0 (C)	1964—Packers, 23-12 (GB) Packers, 17-3 (C)	2005—Bears, 19-7 (C) Bears, 24-17 (GB)
1929—Packers, 23-0 (GB) Packers, 14-0 (C) Packers, 25-0 (C)	1965—Packers, 23-14 (GB) Bears, 31-10 (C)	2006—Bears, 26-0 (GB) Packers, 26-7 (C)
1930—Packers, 7-0 (GB) Packers, 13-12 (C) Bears, 21-0 (C)	1966—Packers, 17-0 (C) Packers, 13-6 (GB)	2007—Bears, 27-20 (GB) Bears, 35-7 (C)
1931—Packers, 7-0 (GB) Packers, 6-2 (C) Bears, 7-6 (C)	1967—Packers, 13-10 (GB) Packers, 17-13 (C)	2008—Packers, 37-3 (GB) Bears, 20-17 (C) OT
1932—Tie, 0-0 (GB) Packers, 2-0 (C) Bears, 9-0 (C)	1968—Bears, 13-10 (GB) Packers, 28-27 (C)	2009—Packers, 21-15 (GB) Packers, 21-14 (C)
1933—Bears, 14-7 (GB) Bears, 10-7 (C) Bears, 7-6 (C)	1969—Packers, 17-0 (GB) Packers, 21-3 (C)	2010—Bears, 20-17 (C) Packers, 10-3 (GB) ***Packers, 21-14 (C)
1934—Bears, 24-10 (GB) Bears, 27-14 (C)	1970—Packers, 20-19 (GB) Bears, 35-17 (C)	2011—Packers, 27-17 (C) Packers, 35-21 (GB)
1935—Packers, 7-0 (GB) Packers, 17-14 (C)	1971—Packers, 17-14 (C) Packers, 31-10 (GB)	2012—Packers, 23-10 (GB) Packers, 21-13 (C)
1936—Bears, 30-3 (GB) Packers, 21-10 (C)	1972—Packers, 20-17 (GB) Packers, 23-17 (C)	2013—Bears, 27-20 (GB) Packers, 33-28 (C)
1937—Bears, 14-2 (GB) Packers, 24-14 (C)	1973—Bears, 31-17 (GB) Packers, 21-0 (C)	2014—Packers, 38-17 (C) Packers, 55-14 (GB)
1938—Bears, 2-0 (GB) Packers, 24-17 (C)	1974—Bears, 10-9 (C) Packers, 20-3 (Mil)	2015—Packers, 31-23 (C) Bears, 17-13 (GB)
1939—Packers, 21-16 (GB) Bears, 30-27 (C)	1975—Bears, 27-14 (C) Packers, 28-7 (GB)	2016—Packers, 26-10 (GB) Packers, 30-27 (C)
	1976—Bears, 24-13 (C) Bears, 16-10 (GB)	2017—Packers, 35-14 (GB) Packers, 23-16 (C)
	1977—Bears, 26-0 (GB) Bears, 21-10 (C)	2018—Packers, 24-23 (GB) Bears, 24-17 (C)
	1978—Packers, 24-14 (GB) Bears, 14-0 (C)	

## ALL-TIME TEAM VS. TEAM RESULTS

2019—Packers, 10-3 (C)  
Packers, 21-13 (GB)  
2020—Packers, 41-25 (GB)  
Packers, 35-16 (C)  
2021—Packers, 24-14 (C)  
Packers, 45-30 (GB)  
2022—Packers, 27-10 (GB)  
Packers, 28-19 (C)  
2023—Packers, 38-20 (C)  
Packers, 17-9 (GB)  
(RS Pts.—Packers 3,685, Bears 3,520)  
(PS Pts.—Bears 47, Packers 35)  
*\*Bears known as Staleys prior to 1922*  
*\*\*Division Playoff*  
*\*\*\*NFC Championship*

### CHICAGO vs. HOUSTON

RS: Texans lead series, 4-2  
2004—Texans, 24-5 (C)  
2008—Texans, 31-24 (H)  
2012—Texans, 13-6 (C)  
2016—Texans, 23-14 (H)  
2020—Bears, 36-7 (C)  
2022—Bears, 23-20 (C)  
(RS Pts.—Texans 118, Bears 108)

### CHICAGO vs. \*INDIANAPOLIS

RS: Colts lead series, 24-19;  
PS: Colts lead series, 1-0

1953—Colts, 13-9 (B)  
Colts, 16-14 (C)  
1954—Bears, 28-9 (C)  
Bears, 28-13 (B)  
1955—Colts, 23-17 (B)  
Bears, 38-10 (C)  
1956—Colts, 28-21 (B)  
Bears, 58-27 (C)  
1957—Colts, 21-10 (B)  
Colts, 29-14 (C)  
1958—Colts, 51-38 (B)  
Colts, 17-0 (C)  
1959—Bears, 26-21 (B)  
Colts, 21-7 (C)  
1960—Colts, 42-7 (B)  
Colts, 24-20 (C)  
1961—Bears, 24-10 (C)  
Bears, 21-20 (B)  
1962—Bears, 35-15 (C)  
Bears, 57-0 (B)  
1963—Bears, 10-3 (C)  
Bears, 17-7 (B)  
1964—Colts, 52-0 (B)  
Colts, 40-24 (C)  
1965—Colts, 26-21 (C)  
Bears, 13-0 (B)  
1966—Bears, 27-17 (C)  
Colts, 21-16 (B)  
1967—Colts, 24-3 (C)  
1968—Colts, 28-7 (B)  
1969—Colts, 24-21 (C)  
1970—Colts, 21-20 (B)  
1975—Colts, 35-7 (C)  
1983—Colts, 22-19 (B) OT  
1985—Bears, 17-10 (C)  
1988—Bears, 17-13 (I)  
1991—Bears, 31-17 (I)  
2000—Bears, 27-24 (C)  
2004—Colts, 41-10 (C)  
2006—\*\*Colts, 29-17 (South Florida)  
2008—Bears, 29-13 (I)  
2012—Bears, 41-21 (C)  
2016—Colts, 29-13 (I)  
2020—Colts, 19-11 (C)  
(RS Pts.—Colts 917, Bears 883)  
(PS: Pts.—Colts 29, Bears 17)  
*\*Franchise in Baltimore prior to 1984*  
*\*\*Super Bowl XLI*

### CHICAGO vs. JACKSONVILLE

RS: Bears lead series, 5-3  
1995—Bears, 30-27 (J)  
1998—Jaguars, 24-23 (C)

2001—Bears, 33-13 (C)  
2004—Jaguars, 22-3 (J)  
2008—Bears, 23-10 (C)  
2012—Bears, 41-3 (J)  
2016—Jaguars, 17-16 (C)  
2020—Bears, 41-17 (J)  
(RS Pts.—Bears 210, Jaguars 133)  
**CHICAGO vs. KANSAS CITY**  
RS: Series tied, 7-7  
1973—Chiefs, 19-7 (KC)  
1977—Bears, 28-27 (C)  
1981—Bears, 16-13 (KC) OT  
1987—Bears, 31-28 (C)  
1990—Chiefs, 21-10 (C)  
1993—Bears, 19-17 (KC)  
1996—Chiefs, 14-10 (KC)  
1999—Bears, 20-17 (C)  
2003—Chiefs, 31-3 (KC)  
2007—Bears, 20-10 (C)  
2011—Chiefs, 10-3 (C)  
2015—Bears, 18-17 (KC)  
2019—Chiefs, 26-3 (C)  
2023—Chiefs, 41-10 (KC)  
(RS Pts.—Chiefs 291, Bears 198)

### CHICAGO vs. \*LAS VEGAS

RS: Bears lead series, 9-8  
1972—Raiders, 28-21 (O)  
1976—Raiders, 28-27 (C)  
1978—Raiders, 25-19 (C) OT  
1981—Bears, 23-6 (O)  
1984—Bears, 17-6 (C)  
1987—Bears, 6-3 (LA)  
1990—Raiders, 24-10 (LA)  
1993—Raiders, 16-14 (C)  
1996—Bears, 19-17 (C)  
1999—Raiders, 24-17 (O)  
2003—Bears, 24-21 (C)  
2007—Bears, 17-6 (O)  
2011—Raiders, 25-20 (O)  
2015—Bears, 22-20 (C)  
2019—Raiders, 24-21 (London)  
2021—Bears, 20-9 (LV)  
2023—Bears, 30-12 (C)  
(RS Pts.—Bears 327, Raiders 294)  
*\*Franchise in Los Angeles from 1982-94 and in Oakland from 1960-81 and from 1995-2019*

### CHICAGO vs. \*L.A. CHARGERS

RS: Series tied, 7-7  
1970—Chargers, 20-7 (C)  
1974—Chargers, 28-21 (SD)  
1978—Chargers, 40-7 (SD)  
1981—Bears, 20-17 (C) OT  
1984—Chargers, 20-7 (SD)  
1993—Bears, 16-13 (SD)  
1996—Bears, 27-14 (C)  
1999—Bears, 23-20 (SD) OT  
2003—Bears, 20-7 (C)  
2007—Chargers, 14-3 (SD)  
2011—Bears, 31-20 (C)  
2015—Bears, 22-19 (SD)  
2019—Chargers, 17-16 (C)  
2023—Chargers, 30-13 (LA)  
(RS Pts.—Chargers 279, Bears 233)  
*\*Franchise in San Diego from 1961-2016*

### CHICAGO vs. \*L.A. RAMS

RS: Bears lead series, 53-38-3;  
PS: Series tied, 1-1  
1937—Bears, 20-2 (Cle)  
Bears, 15-7 (C)  
1938—Rams, 14-7 (C)  
Rams, 23-21 (Cle)  
1939—Bears, 30-21 (Cle)  
Bears, 35-21 (C)  
1940—Bears, 21-14 (Cle)  
Bears, 47-25 (C)  
1941—Bears, 48-21 (Cle)  
Bears, 31-13 (C)  
1942—Bears, 21-7 (Cle)  
Bears, 47-0 (C)

1944—Rams, 19-7 (Cle)  
Bears, 28-21 (C)  
1945—Rams, 17-0 (Cle)  
Rams, 41-21 (C)  
1946—Tie, 28-28 (C)  
Bears, 27-21 (LA)  
1947—Bears, 41-21 (LA)  
Rams, 17-14 (C)  
1948—Bears, 42-21 (C)  
Bears, 21-6 (LA)  
1949—Rams, 31-16 (C)  
Rams, 27-24 (LA)  
1950—Bears, 24-20 (LA)  
Bears, 24-14 (C)  
\*\*Rams, 24-14 (LA)  
1951—Rams, 42-17 (C)  
1952—Rams, 31-7 (LA)  
Rams, 40-24 (C)  
1953—Rams, 38-24 (LA)  
Bears, 24-21 (C)  
1954—Rams, 42-38 (LA)  
Bears, 24-13 (C)  
1955—Bears, 31-20 (LA)  
Bears, 24-3 (C)  
1956—Bears, 35-24 (LA)  
Bears, 30-21 (C)  
1957—Bears, 34-26 (C)  
Bears, 16-10 (LA)  
1958—Bears, 31-10 (C)  
Rams, 41-35 (LA)  
1959—Rams, 28-21 (C)  
Bears, 26-21 (LA)  
1960—Bears, 34-27 (C)  
Tie, 24-24 (LA)  
1961—Bears, 21-17 (LA)  
Bears, 28-24 (C)  
1962—Bears, 27-23 (LA)  
Bears, 30-14 (C)  
1963—Bears, 52-14 (LA)  
Bears, 6-0 (C)  
1964—Bears, 38-17 (C)  
Bears, 34-24 (LA)  
1965—Rams, 30-28 (LA)  
Bears, 31-6 (C)  
1966—Rams, 31-17 (LA)  
Bears, 17-10 (C)  
1967—Rams, 28-17 (C)  
1968—Bears, 17-16 (LA)  
1969—Rams, 9-7 (C)  
1971—Rams, 17-3 (LA)  
1972—Tie, 13-13 (C)  
1973—Rams, 26-0 (C)  
1975—Rams, 38-10 (LA)  
1976—Rams, 20-12 (LA)  
1977—Bears, 24-23 (C)  
1979—Bears, 27-23 (C)  
1981—Rams, 24-7 (C)  
1982—Bears, 34-26 (LA)  
1983—Rams, 21-14 (LA)  
1984—Rams, 29-13 (LA)  
1985—\*\*\*Bears, 24-0 (C)  
1986—Rams, 20-17 (C)  
1988—Rams, 23-3 (LA)  
1989—Bears, 20-10 (C)  
1990—Bears, 38-9 (C)  
1993—Rams, 20-6 (LA)  
1994—Rams, 27-13 (C)  
1995—Rams, 34-28 (StL)  
1996—Bears, 35-9 (C)  
1997—Bears, 13-10 (StL)  
1998—Rams, 20-12 (C)  
1999—Rams, 34-12 (StL)  
2002—Rams, 21-16 (StL)  
2003—Rams, 23-21 (C)  
2006—Bears, 42-27 (StL)  
2008—Bears, 27-3 (StL)  
2009—Bears, 17-9 (C)  
2012—Bears, 23-6 (C)  
2013—Rams, 42-21 (StL)

## ALL-TIME TEAM VS. TEAM RESULTS

2015—Bears, 37-13 (STL)  
 2018—Bears, 15-6 (C)  
 2019—Rams, 17-7 (LA)  
 2020—Rams, 24-10 (LA)  
 2021—Rams, 34-14 (LA)  
 (RS Pts.—Bears 2,147, Rams 1,904)  
 (PS Pts.—Bears 38, Rams 24)  
*\*Franchise in St. Louis from 1995-2015 and in Cleveland prior to 1946*  
*\*\*Conference Playoff*  
*\*\*\*NFC Championship*  
**CHICAGO vs. MIAMI**  
 RS: Dolphins lead series, 10-4  
 1971—Dolphins, 34-3 (C)  
 1975—Dolphins, 46-13 (M)  
 1979—Dolphins, 31-16 (M)  
 1985—Dolphins, 38-24 (M)  
 1988—Bears, 34-7 (C)  
 1991—Dolphins, 16-13 (C) OT  
 1994—Bears, 17-14 (M)  
 1997—Bears, 36-33 (M) OT  
 2002—Dolphins, 27-9 (M)  
 2006—Dolphins, 31-13 (C)  
 2010—Bears, 16-0 (M)  
 2014—Dolphins, 27-14 (C)  
 2018—Dolphins, 31-28 (M) OT  
 2022—Dolphins, 35-32 (C)  
 (RS Pts.—Dolphins 370, Bears 268)  
**CHICAGO vs. MINNESOTA**  
 RS: Vikings lead series, 66-57-2;  
 PS: Bears lead series, 1-0  
 1961—Vikings, 37-13 (M)  
     Bears, 52-35 (C)  
 1962—Bears, 13-0 (M)  
     Bears, 31-30 (C)  
 1963—Bears, 28-7 (M)  
     Tie, 17-17 (C)  
 1964—Bears, 34-28 (M)  
     Vikings, 41-14 (C)  
 1965—Bears, 45-37 (M)  
     Vikings, 24-17 (C)  
 1966—Bears, 13-10 (M)  
     Bears, 41-28 (C)  
 1967—Bears, 17-7 (M)  
     Tie, 10-10 (C)  
 1968—Bears, 27-17 (M)  
     Bears, 26-24 (C)  
 1969—Vikings, 31-0 (C)  
     Vikings, 31-14 (M)  
 1970—Vikings, 24-0 (C)  
     Vikings, 16-13 (M)  
 1971—Bears, 20-17 (M)  
     Vikings, 27-10 (C)  
 1972—Bears, 13-10 (C)  
     Vikings, 23-10 (M)  
 1973—Vikings, 22-13 (C)  
     Vikings, 31-13 (M)  
 1974—Vikings, 11-7 (M)  
     Vikings, 17-0 (C)  
 1975—Vikings, 28-3 (M)  
     Vikings, 13-9 (C)  
 1976—Vikings, 20-19 (M)  
     Bears, 14-13 (C)  
 1977—Vikings, 22-16 (M) OT  
     Bears, 10-7 (C)  
 1978—Vikings, 24-20 (C)  
     Vikings, 17-14 (M)  
 1979—Bears, 26-7 (C)  
     Vikings, 30-27 (M)  
 1980—Vikings, 34-14 (C)  
     Vikings, 13-7 (M)  
 1981—Vikings, 24-21 (M)  
     Bears, 10-9 (C)  
 1982—Vikings, 35-7 (M)  
 1983—Vikings, 23-14 (C)  
     Bears, 19-13 (M)  
 1984—Bears, 16-7 (C)  
     Bears, 34-3 (M)

1985—Bears, 33-24 (M)  
     Bears, 27-9 (C)  
 1986—Bears, 23-0 (C)  
     Vikings, 23-7 (M)  
 1987—Bears, 27-7 (C)  
     Bears, 30-24 (M)  
 1988—Vikings, 31-7 (C)  
     Vikings, 28-27 (M)  
 1989—Bears, 38-7 (C)  
     Vikings, 27-16 (M)  
 1990—Bears, 19-16 (C)  
     Vikings, 41-13 (M)  
 1991—Bears, 10-6 (C)  
     Bears, 34-17 (M)  
 1992—Vikings, 21-20 (M)  
     Vikings, 38-10 (C)  
 1993—Vikings, 10-7 (M)  
     Vikings, 19-12 (C)  
 1994—Vikings, 42-14 (C)  
     Vikings, 33-27 (M) OT  
     \*Bears, 35-18 (M)  
 1995—Bears, 31-14 (C)  
     Bears, 14-6 (M)  
 1996—Vikings, 20-14 (C)  
     Bears, 15-13 (M)  
 1997—Vikings, 27-24 (C)  
     Vikings, 29-22 (M)  
 1998—Vikings, 31-28 (C)  
     Vikings, 48-22 (M)  
 1999—Bears, 24-22 (M)  
     Vikings, 27-24 (C) OT  
 2000—Vikings, 30-27 (M)  
     Vikings, 28-16 (C)  
 2001—Bears, 17-10 (C)  
     Bears, 13-6 (M)  
 2002—Bears, 27-23 (C)  
     Vikings, 25-7 (M)  
 2003—Vikings, 24-13 (M)  
     Bears, 13-10 (C)  
 2004—Vikings, 27-22 (M)  
     Bears, 24-14 (C)  
 2005—Bears, 28-3 (C)  
     Vikings, 34-10 (M)  
 2006—Bears, 19-16 (M)  
     Bears, 23-13 (C)  
 2007—Vikings, 34-31 (C)  
     Vikings, 20-13 (M)  
 2008—Bears, 48-41 (C)  
     Vikings, 34-14 (M)  
 2009—Vikings, 36-10 (M)  
     Bears, 36-30 (C) OT  
 2010—Bears, 27-13 (C)  
     Bears, 40-14 (M)  
 2011—Bears, 39-10 (C)  
     Bears, 17-13 (M)  
 2012—Bears, 28-10 (C)  
     Vikings, 21-14 (M)  
 2013—Bears, 31-30 (C)  
     Vikings, 23-20 (M) OT  
 2014—Bears, 21-13 (C)  
     Vikings, 13-9 (M)  
 2015—Vikings, 23-20 (C)  
     Vikings, 38-17 (M)  
 2016—Bears, 20-10 (C)  
     Vikings, 38-10 (M)  
 2017—Vikings, 20-17 (C)  
     Vikings, 23-10 (M)  
 2018—Bears, 25-20 (C)  
     Bears, 24-10 (M)  
 2019—Bears, 16-6 (C)  
     Bears, 21-19 (M)  
 2020—Vikings, 19-13 (C)  
     Bears, 33-27 (M)  
 2021—Vikings, 17-9 (C)  
     Vikings, 31-17 (M)  
 2022—Vikings, 29-22 (M)  
     Vikings, 29-13 (C)

2023—Vikings, 19-13 (C)  
     Bears, 12-10 (M)  
 RS Pts.—Vikings 2,620, Bears 2,399)  
 (PS Pts.—Bears 35, Vikings 18)  
*\*NFC Wild Card Playoff*  
**CHICAGO vs. NEW ENGLAND**  
 RS: Patriots lead series, 10-4;  
 PS: Bears lead series, 1-0  
 1973—Patriots, 13-10 (C)  
 1979—Patriots, 27-7 (C)  
 1982—Bears, 26-13 (C)  
 1985—Bears, 20-7 (C)  
     \*Bears, 46-10 (New Orleans)  
 1988—Patriots, 30-7 (NE)  
 1994—Patriots, 13-3 (C)  
 1997—Patriots, 31-3 (NE)  
 2000—Bears, 24-17 (C)  
 2002—Patriots, 33-30 (C)  
 2006—Patriots, 17-13 (NE)  
 2010—Patriots, 36-7 (C)  
 2014—Patriots, 51-23 (NE)  
 2018—Patriots, 38-31 (C)  
 2022—Bears, 33-14 (NE)  
 (RS Pts.—Patriots 340, Bears 237)  
 (PS Pts.—Bears 46, Patriots 10)  
*\*Super Bowl XX*  
**CHICAGO vs. NEW ORLEANS**  
 RS: Saints lead series, 18-13;  
 PS: Bears lead series, 2-1  
 1968—Bears, 23-17 (NO)  
 1970—Bears, 24-3 (NO)  
 1971—Bears, 35-14 (C)  
 1973—Saints, 21-16 (NO)  
 1974—Bears, 24-10 (C)  
 1975—Bears, 42-17 (NO)  
 1977—Saints, 42-24 (C)  
 1980—Bears, 22-3 (C)  
 1982—Saints, 10-0 (C)  
 1983—Saints, 34-31 (NO) OT  
 1984—Bears, 20-7 (C)  
 1987—Saints, 19-17 (C)  
 1990—\*Bears, 16-6 (C)  
 1991—Bears, 20-17 (NO)  
 1992—Saints, 28-6 (NO)  
 1994—Bears, 17-7 (C)  
 1996—Saints, 27-24 (NO)  
 1997—Saints, 20-17 (C)  
 1999—Bears, 14-10 (C)  
 2000—Saints, 31-10 (C)  
 2002—Saints, 29-23 (C)  
 2003—Saints, 20-13 (NO)  
 2005—Bears, 20-17 (Baton Rouge)  
 2006—\*Bears, 39-14 (C)  
 2007—Bears, 33-25 (C)  
 2008—Bears, 27-24 (C) OT  
 2011—Saints, 30-13 (NO)  
 2013—Saints, 26-18 (C)  
 2014—Saints, 31-15 (C)  
 2017—Saints, 20-12 (NO)  
 2019—Saints, 36-25 (C)  
 2020—Saints, 26-23 (C) OT  
     \*Saints, 21-9 (NO)  
 2023—Saints, 24-17 (NO)  
 (RS Pts.—Saints 645, Bears 625)  
 (PS Pts.—Bears 64, Saints 41)  
*\*NFC Wild Card Playoff*  
*\*\*NFC Championship*  
**CHICAGO vs. N.Y. GIANTS**  
 RS: Bears lead series, 31-22-2;  
 PS: Bears lead series, 5-3  
 1925—Bears, 19-7 (NY)  
     Giants, 9-0 (C)  
 1926—Bears, 7-0 (C)  
 1927—Giants, 13-7 (NY)  
 1928—Bears, 13-0 (C)  
 1929—Giants, 26-14 (C)  
     Giants, 34-0 (NY)  
     Giants, 14-9 (C)

## ALL-TIME TEAM VS. TEAM RESULTS

1930—Giants, 12-0 (C)  
 Bears, 12-0 (NY)

1931—Bears, 6-0 (C)  
 Bears, 12-6 (NY)  
 Giants, 25-6 (C)

1932—Bears, 28-8 (NY)  
 Bears, 6-0 (C)

1933—Bears, 14-10 (C)  
 Giants, 3-0 (NY)  
 \*Bears, 23-21 (C)

1934—Bears, 27-7 (C)  
 Bears, 10-9 (NY)  
 \*Giants, 30-13 (NY)

1935—Bears, 20-3 (NY)  
 Giants, 3-0 (C)

1936—Bears, 25-7 (NY)  
 1937—Tie, 3-3 (NY)

1939—Giants, 16-13 (NY)

1940—Bears, 37-21 (NY)

1941—\*Bears, 37-9 (C)

1942—Bears, 26-7 (NY)

1943—Bears, 56-7 (NY)

1946—Giants, 14-0 (NY)  
 \*Bears, 24-14 (NY)

1948—Bears, 35-14 (C)

1949—Giants, 35-28 (NY)

1956—Tie, 17-17 (NY)  
 \*Giants, 47-7 (NY)

1962—Giants, 26-24 (C)

1963—\*Bears, 14-10 (C)

1965—Bears, 35-14 (NY)

1967—Bears, 34-7 (C)

1969—Giants, 28-24 (NY)

1970—Bears, 24-16 (NY)

1974—Bears, 16-13 (C)

1977—Bears, 12-9 (NY) OT

1985—\*\*Bears, 21-0 (C)

1987—Bears, 34-19 (C)

1990—\*\*Giants, 31-3 (NY)

1991—Bears, 20-17 (C)

1992—Giants, 27-14 (C)

1993—Giants, 26-20 (C)

1995—Bears, 27-24 (NY)

2000—Giants, 14-7 (C)

2004—Bears, 28-21 (NY)

2006—Bears, 38-20 (NY)

2007—Giants, 21-16 (C)

2010—Giants, 17-3 (NY)

2013—Bears, 27-21 (C)

2016—Giants, 22-16 (NY)

2018—Giants, 30-27 (NY) OT

2019—Bears, 19-14 (C)

2020—Bears, 17-13 (C)

2021—Bears, 29-3 (C)

2022—Giants, 20-12 (NY)  
 (RS Pts.—Bears 973, Giants 772)  
 (PS Pts.—Giants 162, Bears 142)  
 \*NFL Championship  
 \*\*NFC Divisional Playoff

**CHICAGO vs. N.Y. JETS**  
 RS: Bears lead series, 9-4

1974—Jets, 23-21 (C)

1979—Bears, 23-13 (C)

1985—Bears, 19-6 (NY)

1991—Bears, 19-13 (C) OT

1994—Bears, 19-7 (NY)

1997—Jets, 23-15 (C)

2000—Jets, 17-10 (NY)

2002—Bears, 20-13 (C)

2006—Bears, 10-0 (NY)

2010—Bears, 38-34 (C)

2014—Bears, 27-19 (NY)

2018—Bears, 24-10 (C)

2022—Jets, 31-10 (NY)  
 (RS Pts.—Bears 255, Jets 209)

**CHICAGO vs. PHILADELPHIA**  
 RS: Bears lead series, 28-14-1;  
 PS: Eagles lead series, 3-1

1939—Tie, 3-3 (P)

1935—Bears, 39-0 (P)

1936—Bears, 17-0 (P)  
 Bears, 28-7 (P)

1938—Bears, 28-6 (P)

1939—Bears, 27-14 (C)

1941—Bears, 49-14 (P)

1942—Bears, 45-14 (C)

1944—Bears, 28-7 (P)

1946—Bears, 21-14 (C)

1947—Bears, 40-7 (C)

1948—Eagles, 12-7 (P)

1949—Bears, 38-21 (C)

1955—Bears, 17-10 (C)

1961—Eagles, 16-14 (P)

1963—Bears, 16-7 (C)

1968—Bears, 29-16 (P)

1970—Bears, 20-16 (C)

1972—Bears, 21-12 (P)

1975—Bears, 15-13 (C)

1979—\*Eagles, 27-17 (P)

1980—Eagles, 17-14 (P)

1983—Bears, 7-6 (P)  
 Bears, 17-14 (C)

1986—Bears, 13-10 (C) OT

1987—Bears, 35-3 (P)

1988—\*\*Bears, 20-12 (C)

1989—Bears, 27-13 (C)

1993—Bears, 17-6 (P)

1994—Eagles, 30-22 (P)

1995—Bears, 20-14 (C)

1999—Eagles, 20-16 (C)

2000—Eagles, 13-9 (P)

2001—\*\*Eagles, 33-19 (C)

2002—Eagles, 19-13 (C)

2004—Eagles, 19-9 (C)

2007—Bears, 19-16 (P)

2008—Bears, 24-20 (C)

2009—Eagles, 24-20 (C)

2010—Bears, 31-26 (C)

2011—Bears, 30-24 (P)

2013—Eagles, 54-11 (P)

2016—Eagles, 29-14 (C)

2017—Eagles, 31-3 (P)

2018—\*Eagles, 16-15 (C)

2019—Eagles, 22-14 (P)

2022—Eagles, 25-20 (C)  
 (RS Pts.—Bears 907, Eagles 664)  
 (PS Pts.—Eagles 88, Bears 71)  
 \*NFC Wild Card Playoff  
 \*\*NFC Divisional Playoff

**CHICAGO vs. \*PITTSBURGH**  
 RS: Bears lead series, 19-8-1

1934—Bears, 28-0 (P)

1935—Bears, 23-7 (P)

1936—Bears, 27-9 (P)  
 Bears, 26-7 (C)

1937—Bears, 7-0 (P)

1939—Bears, 32-0 (P)

1941—Bears, 34-7 (C)

1945—Bears, 28-7 (C)

1947—Bears, 49-7 (C)

1949—Bears, 30-21 (C)

1958—Steelers, 24-10 (P)

1959—Bears, 27-21 (C)

1963—Tie, 17-17 (P)

1967—Steelers, 41-13 (P)

1969—Bears, 38-7 (C)

1971—Bears, 17-15 (C)

1975—Steelers, 34-3 (P)

1980—Steelers, 38-3 (P)

1986—Bears, 13-10 (C) OT

1989—Bears, 20-0 (P)

1992—Bears, 30-6 (C)

1995—Steelers, 37-34 (C) OT

1998—Steelers, 17-12 (P)

2005—Steelers, 21-9 (P)

2009—Bears, 17-14 (C)

2013—Bears, 40-23 (P)

2017—Bears, 23-17 (C) OT

2021—Steelers, 29-27 (P)  
 (RS Pts.—Bears 637, Steelers 436)  
 \*Steelers known as Pirates prior to 1940

**CHICAGO vs. SAN FRANCISCO**  
 RS: Bears lead series, 33-32-1;  
 PS: 49ers lead series, 3-0

1950—Bears, 32-20 (SF)  
 Bears, 17-0 (C)

1951—Bears, 13-7 (C)

1952—49ers, 40-16 (C)  
 Bears, 20-17 (SF)

1953—49ers, 35-28 (C)  
 49ers, 24-14 (SF)

1954—49ers, 31-24 (C)  
 Bears, 31-27 (SF)

1955—49ers, 20-19 (C)  
 Bears, 34-23 (SF)

1956—Bears, 31-7 (C)  
 Bears, 38-21 (SF)

1957—49ers, 21-17 (C)  
 49ers, 21-17 (SF)

1958—Bears, 28-6 (C)  
 Bears, 27-14 (SF)

1959—49ers, 20-17 (SF)  
 Bears, 14-3 (C)

1960—Bears, 27-10 (C)  
 49ers, 25-7 (SF)

1961—Bears, 31-0 (C)  
 49ers, 41-31 (SF)

1962—Bears, 30-14 (SF)  
 49ers, 34-27 (C)

1963—49ers, 20-14 (SF)  
 Bears, 27-7 (C)

1964—49ers, 31-21 (SF)  
 Bears, 23-21 (C)

1965—49ers, 52-24 (SF)  
 Bears, 61-20 (C)

1966—Tie, 30-30 (C)  
 49ers, 41-14 (SF)

1967—Bears, 28-14 (SF)

1968—Bears, 27-19 (C)

1969—49ers, 42-21 (SF)

1970—49ers, 37-16 (C)

1971—49ers, 13-0 (SF)

1972—49ers, 34-21 (C)

1974—49ers, 34-0 (C)

1975—49ers, 31-3 (SF)

1976—Bears, 19-12 (SF)

1978—Bears, 16-13 (SF)

1979—Bears, 28-27 (SF)

1981—49ers, 28-17 (SF)

1983—Bears, 13-3 (C)

1984—\*49ers, 23-0 (SF)

1985—Bears, 26-10 (SF)

1987—49ers, 41-0 (SF)

1988—Bears, 10-9 (C)  
 \*49ers, 28-3 (C)

1989—49ers, 26-0 (SF)

1991—49ers, 52-14 (SF)

1994—\*\*49ers, 44-15 (SF)

2000—49ers, 17-0 (SF)

2001—Bears, 37-31 (C) OT

2003—49ers, 49-7 (SF)

2004—Bears, 23-13 (C)

2005—Bears, 17-9 (C)

2006—Bears, 41-10 (C)

2009—49ers, 10-6 (SF)

2012—49ers, 32-7 (SF)

2014—Bears, 28-20 (SF)

2015—49ers, 26-20 (C) OT

2016—Bears, 26-6 (C)

2017—49ers, 15-14 (C)

2018—Bears, 14-9 (SF)

2021—49ers, 33-22 (C)

2022—Bears, 19-10 (C)

## ALL-TIME TEAM VS. TEAM RESULTS

(RS Pts.—49ers 1,438, Bears 1,344)  
(PS Pts.—49ers 95, Bears 18)

*\*NFC Championship*

*\*\*NFC Divisional Playoff*

### CHICAGO vs. SEATTLE

RS: Seahawks lead series, 11-6;

PS: Bears lead series, 2-0

1976—Bears, 34-7 (S)

1978—Seahawks, 31-29 (C)

1982—Seahawks, 20-14 (S)

1984—Seahawks, 38-9 (S)

1987—Seahawks, 34-21 (C)

1990—Bears, 17-0 (C)

1999—Seahawks, 14-13 (C)

2003—Seahawks, 24-17 (S)

2006—Bears, 37-6 (C)

*\*Bears, 27-24 (C) OT*

2007—Seahawks, 30-23 (S)

2009—Bears, 25-19 (S)

2010—Seahawks, 23-20 (C)

*\*Bears, 35-24 (C)*

2011—Seahawks, 38-14 (C)

2012—Seahawks, 23-17 (C) OT

2015—Seahawks, 26-0 (S)

2018—Bears, 24-17 (C)

2021—Bears, 25-24 (S)

(RS Pts.—Seahawks 374, Bears 339)

(PS Pts.—Bears 62, Seahawks 48)

*\*NFC Divisional Playoff*

### CHICAGO vs. TAMPA BAY

RS: Bears lead series, 40-22

1977—Bears, 10-0 (TB)

1978—Buccaneers, 33-19 (TB)

Bears, 14-3 (C)

1979—Buccaneers, 17-13 (C)

Bears, 14-0 (TB)

1980—Bears, 23-0 (C)

Bears, 14-13 (TB)

1981—Bears, 28-17 (C)

Buccaneers, 20-10 (TB)

1982—Buccaneers, 26-23 (TB) OT

1983—Bears, 17-10 (C)

Bears, 27-0 (TB)

1984—Bears, 34-14 (C)

Bears, 44-9 (TB)

1985—Bears, 38-28 (C)

Bears, 27-19 (TB)

1986—Bears, 23-3 (TB)

Bears, 48-14 (C)

1987—Bears, 20-3 (C)

Bears, 27-26 (TB)

1988—Bears, 28-10 (C)

Bears, 27-15 (TB)

1989—Buccaneers, 42-35 (TB)

Buccaneers, 32-31 (C)

1990—Bears, 26-6 (TB)

Bears, 27-14 (C)

1991—Bears, 21-20 (TB)

Bears, 27-0 (C)

1992—Bears, 31-14 (C)

Buccaneers, 20-17 (TB)

1993—Bears, 47-17 (C)

Buccaneers, 13-10 (TB)

1994—Bears, 21-9 (C)

Bears, 20-6 (TB)

1995—Bears, 25-6 (TB)

Bears, 31-10 (C)

1996—Bears, 13-10 (C)

Buccaneers, 34-19 (TB)

1997—Bears, 13-7 (C)

Buccaneers, 31-15 (TB)

1998—Buccaneers, 27-15 (TB)

Buccaneers, 31-17 (C)

1999—Buccaneers, 6-3 (TB)

Buccaneers, 20-6 (C)

2000—Buccaneers, 41-0 (TB)

Bears, 13-10 (C)

2001—Bears, 27-24 (TB)

Bears, 27-3 (C)

2002—Buccaneers, 15-0 (C)

2004—Buccaneers, 19-7 (TB)

2005—Bears, 13-10 (TB)

2006—Bears, 34-31 (C) OT

2008—Buccaneers, 27-24 (C) OT

2011—Bears, 24-18 (London)

2014—Bears, 21-13 (C)

2015—Bears, 26-21 (TB)

2016—Buccaneers, 36-10 (TB)

2017—Buccaneers, 29-7 (TB)

2018—Bears, 48-10 (C)

2020—Bears, 20-19 (C)

2021—Buccaneers, 38-3 (TB)

2023—Buccaneers, 27-17 (TB)

(RS Pts.—Bears 1,319, Buccaneers 1,046)

### CHICAGO vs. TENNESSEE

RS: Titans lead series, 7-6

1973—Bears, 35-14 (C)

1977—Oilers, 47-0 (H)

1980—Oilers, 10-6 (C)

1986—Bears, 20-7 (H)

1989—Oilers, 33-28 (C)

1992—Oilers, 24-7 (H)

1995—Bears, 35-32 (C)

1998—Bears, 23-20 (T)

2004—Bears, 19-17 (T) OT

2008—Titans, 21-14 (C)

2012—Bears, 51-20 (T)

2016—Titans, 27-21 (C)

2020—Titans, 24-17 (T)

(RS Pts.—Titans 296, Bears 276)

*\*Franchise in Houston prior to 1997; known as Oilers prior to 1999*

### CHICAGO vs. WASHINGTON

RS: Commanders lead series, 23-22-1;

PS: Commanders lead series, 4-3

1932—Tie, 7-7 (B)

1933—Bears, 7-0 (C)

Redskins, 10-0 (B)

1934—Bears, 21-0 (B)

1935—Bears, 30-14 (B)

1936—Bears, 26-0 (B)

1937—\*\*Redskins, 28-21 (C)

1938—Bears, 31-7 (C)

1940—Redskins, 7-3 (W)

*\*\*Bears, 73-0 (W)*

1941—Bears, 35-21 (C)

1942—\*\*Redskins, 14-6 (W)

1943—Redskins, 21-7 (W)

*\*\*Bears, 41-21 (C)*

1945—Redskins, 28-21 (W)

1946—Bears, 24-20 (C)

1947—Bears, 56-20 (W)

1948—Bears, 48-13 (C)

1949—Bears, 31-21 (W)

1951—Bears, 27-0 (W)

1953—Bears, 27-24 (W)

1957—Redskins, 14-3 (C)

1964—Redskins, 27-20 (W)

1968—Redskins, 38-28 (C)

1971—Bears, 16-15 (C)

1974—Redskins, 42-0 (W)

1976—Bears, 33-7 (C)

1978—Bears, 14-10 (W)

1980—Bears, 35-21 (C)

1981—Redskins, 24-7 (C)

1984—\*\*Bears, 23-19 (W)

1985—Bears, 45-10 (C)

1986—\*\*Redskins, 27-13 (C)

1987—\*\*Redskins, 21-17 (C)

1988—Bears, 34-14 (W)

1989—Redskins, 38-14 (W)

1990—Redskins, 10-9 (W)

1991—Redskins, 20-7 (C)

1996—Redskins, 10-3 (W)

1997—Redskins, 31-8 (C)

1999—Redskins, 48-22 (W)

2001—Bears, 20-15 (W)

2003—Bears, 27-24 (C)

2004—Redskins, 13-10 (C)

2005—Redskins, 9-7 (W)

2007—Redskins, 24-16 (W)

2010—Redskins, 17-14 (C)

2013—Redskins, 45-41 (W)

2015—Redskins, 24-21 (C)

2016—Redskins, 41-21 (C)

2019—Bears, 31-15 (W)

2022—Commanders, 12-7 (C)

2023—Bears, 40-20 (W)

(RS Pts.—Bears 954, Commanders 851)

(PS Pts.—Bears 194, Commanders 130)

*\*Franchise in Boston prior to 1937 and known as Braves prior to 1933; known as Redskins prior to 2020; known as Washington Football Team prior to 2022*

*\*\*NFL Championship*

*\*\*\*NFC Divisional Playoff*

### CINCINNATI vs. ARIZONA

RS: Bengals lead series, 7-6;

See Arizona vs. Cincinnati

### CINCINNATI vs. ATLANTA

RS: Bengals lead series, 10-5;

See Atlanta vs. Cincinnati

### CINCINNATI vs. BALTIMORE

RS: Ravens lead series, 30-26;

PS: Bengals lead series, 1-0

See Baltimore vs. Cincinnati

### CINCINNATI vs. BUFFALO

RS: Bills lead series, 17-14;

PS: Bengals lead series, 3-0;

See Buffalo vs. Cincinnati

### CINCINNATI vs. CAROLINA

RS: Series tied, 3-3-1;

See Carolina vs. Cincinnati

### CINCINNATI vs. CHICAGO

RS: Series tied, 6-6;

See Chicago vs. Cincinnati

### CINCINNATI vs. CLEVELAND

RS: Bengals lead series, 53-48

1970—Browns, 30-27 (Cle)

Bengals, 14-10 (Cin)

1971—Browns, 27-24 (Cin)

Browns, 31-27 (Cle)

1972—Browns, 27-6 (Cle)

Browns, 27-24 (Cin)

1973—Browns, 17-10 (Cle)

Bengals, 34-17 (Cin)

1974—Bengals, 33-7 (Cin)

Bengals, 34-24 (Cle)

1975—Bengals, 24-17 (Cin)

Browns, 35-23 (Cle)

1976—Bengals, 45-24 (Cle)

Bengals, 21-6 (Cin)

1977—Browns, 13-3 (Cin)

Bengals, 10-7 (Cle)

1978—Browns, 13-10 (Cle) OT

Bengals, 48-16 (Cin)

1979—Browns, 28-27 (Cle)

Bengals, 16-12 (Cin)

1980—Browns, 31-7 (Cle)

Browns, 27-24 (Cin)

1981—Browns, 20-17 (Cin)

Bengals, 41-21 (Cle)

1982—Bengals, 23-10 (Cin)

1983—Browns, 17-7 (Cle)

Bengals, 28-21 (Cin)

1984—Bengals, 12-9 (Cin)

Bengals, 20-17 (Cle) OT

1985—Bengals, 27-10 (Cin)

Browns, 24-6 (Cle)

1986—Bengals, 30-13 (Cle)

Browns, 34-3 (Cin)

1987—Browns, 34-0 (Cin)

Browns, 38-24 (Cle)

1988—Bengals, 24-17 (Cin)

Browns, 23-16 (Cle)

## ALL-TIME TEAM VS. TEAM RESULTS

1989—Bengals, 21-14 (Cin)  
 Bengals, 21-0 (Cle)  
 1990—Bengals, 34-13 (Cle)  
 Bengals, 21-14 (Cin)  
 1991—Browns, 14-13 (Cle)  
 Bengals, 23-21 (Cin)  
 1992—Bengals, 30-10 (Cin)  
 Browns, 37-21 (Cle)  
 1993—Browns, 27-14 (Cle)  
 Browns, 28-17 (Cin)  
 1994—Browns, 28-20 (Cin)  
 Browns, 37-13 (Cle)  
 1995—Browns, 29-26 (Cin) OT  
 Browns, 26-10 (Cle)  
 1999—Bengals, 18-17 (Cle)  
 Bengals, 44-28 (Cin)  
 2000—Browns, 24-7 (Cin)  
 Bengals, 12-3 (Cle)  
 2001—Bengals, 24-14 (Cin)  
 Browns, 18-0 (Cle)  
 2002—Browns, 20-7 (Cle)  
 Browns, 27-20 (Cin)  
 2003—Bengals, 21-14 (Cle)  
 Browns, 22-14 (Cin)  
 2004—Browns, 34-17 (Cle)  
 Bengals, 58-48 (Cin)  
 2005—Bengals, 27-13 (Cle)  
 Bengals, 23-20 (Cin)  
 2006—Bengals, 34-17 (Cin)  
 Bengals, 30-0 (Cle)  
 2007—Browns, 51-45 (Cle)  
 Bengals, 19-14 (Cin)  
 2008—Browns, 20-12 (Cin)  
 Bengals, 14-0 (Cle)  
 2009—Bengals, 23-20 (Cle) OT  
 Bengals, 16-7 (Cin)  
 2010—Browns, 23-20 (Cle)  
 Bengals, 19-17 (Cin)  
 2011—Bengals, 27-17 (Cle)  
 Bengals, 23-20 (Cin)  
 2012—Bengals, 34-27 (Cin)  
 Browns, 34-24 (Cle)  
 2013—Browns, 17-6 (Cle)  
 Bengals, 41-20 (Cin)  
 2014—Browns, 24-3 (Cin)  
 Bengals, 30-0 (Cle)  
 2015—Bengals, 31-10 (Cin)  
 Bengals, 37-3 (Cle)  
 2016—Bengals, 31-17 (Cin)  
 Bengals, 23-10 (Cle)  
 2017—Bengals, 31-7 (Cle)  
 Bengals, 30-16 (Cin)  
 2018—Browns, 35-20 (Cin)  
 Browns, 26-18 (Cle)  
 2019—Browns, 27-19 (Cle)  
 Bengals, 33-23 (Cin)  
 2020—Browns, 35-30 (Cle)  
 Browns, 37-34 (Cin)  
 2021—Browns, 41-16 (Cin)  
 Browns, 21-16 (Cle)  
 2022—Browns, 32-13 (Cle)  
 Bengals, 23-10 (Cin)  
 2023—Browns, 24-3 (Cle)  
 Bengals, 31-14 (Cin)  
 (RS Pts.—Bengals 2,204, Browns 2,070)

### CINCINNATI vs. DALLAS

RS: Cowboys lead series, 10-4

1973—Cowboys, 38-10 (D)  
 1979—Cowboys, 38-13 (D)  
 1985—Bengals, 50-24 (C)  
 1988—Bengals, 38-24 (D)  
 1991—Cowboys, 35-23 (D)  
 1994—Cowboys, 23-20 (C)  
 1997—Bengals, 31-24 (C)  
 2000—Cowboys, 23-6 (D)  
 2004—Bengals, 26-3 (C)  
 2008—Cowboys, 31-22 (D)  
 2012—Cowboys, 20-19 (C)  
 2016—Cowboys, 28-14 (D)

2020—Cowboys, 30-7 (C)  
 2022—Cowboys, 20-17 (D)  
 (RS Pts.—Cowboys 361, Bengals 296)

### CINCINNATI vs. DENVER

RS: Broncos lead series, 22-11

1968—Bengals, 24-10 (C)  
 Broncos, 10-7 (D)  
 1969—Broncos, 30-23 (C)  
 Broncos, 27-16 (D)  
 1971—Bengals, 24-10 (D)  
 1972—Bengals, 21-10 (C)  
 1973—Broncos, 28-10 (D)  
 1975—Bengals, 17-16 (D)  
 1976—Bengals, 17-7 (C)  
 1977—Broncos, 24-13 (C)  
 1979—Broncos, 10-0 (D)  
 1981—Bengals, 38-21 (C)  
 1983—Broncos, 24-17 (D)  
 1984—Broncos, 20-17 (D)  
 1986—Broncos, 34-28 (D)  
 1991—Broncos, 45-14 (D)  
 1994—Broncos, 15-13 (D)  
 1996—Broncos, 14-10 (C)  
 1997—Broncos, 38-20 (D)  
 1998—Broncos, 33-26 (C)  
 2000—Bengals, 31-21 (C)  
 2003—Broncos, 30-10 (C)  
 2004—Bengals, 23-10 (C)  
 2006—Broncos, 24-23 (D)  
 2009—Broncos, 12-7 (C)  
 2011—Broncos, 24-22 (D)  
 2012—Broncos, 31-23 (C)  
 2014—Bengals, 37-28 (C)  
 2015—Broncos, 20-17 (D) OT  
 2016—Broncos, 29-17 (C)  
 2017—Bengals, 20-17 (D)  
 2018—Broncos, 24-10 (C)  
 2021—Bengals, 15-10 (D)  
 (RS Pts.—Broncos 706, Bengals 610)

### CINCINNATI vs. DETROIT

RS: Bengals lead series, 10-3

1970—Lions, 38-3 (D)  
 1974—Lions, 23-19 (C)  
 1983—Bengals, 17-9 (C)  
 1986—Bengals, 24-17 (D)  
 1989—Bengals, 42-7 (C)  
 1992—Lions, 19-13 (C)  
 1998—Bengals, 34-28 (D) OT  
 2001—Bengals, 31-27 (D)  
 2005—Bengals, 41-17 (D)  
 2009—Bengals, 23-13 (C)  
 2013—Bengals, 27-24 (D)  
 2017—Bengals, 26-17 (C)  
 2021—Bengals, 34-11 (D)  
 (RS Pts.—Bengals 334, Lions 250)

### CINCINNATI vs. GREEN BAY

RS: Series tied, 7-7

1971—Packers, 20-17 (GB)  
 1976—Bengals, 28-7 (C)  
 1977—Bengals, 17-7 (Mil)  
 1980—Packers, 14-9 (GB)  
 1983—Bengals, 34-14 (C)  
 1986—Bengals, 34-28 (Mil)  
 1992—Packers, 24-23 (GB)  
 1995—Packers, 24-10 (GB)  
 1998—Packers, 13-6 (C)  
 2005—Bengals, 21-14 (C)  
 2009—Bengals, 31-24 (GB)  
 2013—Bengals, 34-30 (C)  
 2017—Packers, 27-24 (GB) OT  
 2021—Packers, 25-22 (C) OT  
 (RS Pts.—Bengals 310, Packers 271)

### CINCINNATI vs. HOUSTON

RS: Texans lead series, 7-5;

PS: Texans lead series, 2-0

2002—Bengals, 38-3 (H)  
 2003—Bengals, 34-27 (C)  
 2005—Bengals, 16-10 (C)  
 2008—Texans, 35-6 (H)

2009—Texans, 28-17 (C)  
 2011—Texans, 20-19 (C)  
 \*Texans, 31-10 (H)

2012—\*Texans, 19-13 (H)  
 2014—Bengals, 22-13 (H)  
 2015—Texans, 10-6 (C)  
 2016—Texans, 12-10 (H)  
 2017—Texans, 13-9 (C)  
 2020—Bengals, 37-31 (H)  
 2023—Texans, 30-27 (C)  
 (RS Pts.—Bengals 241, Texans 232)  
 (PS Pts.—Texans 50, Bengals 23)

### \*AFC Wild Card Playoff

### CINCINNATI vs. \*INDIANAPOLIS

RS: Colts lead series, 18-13;

PS: Colts lead series, 2-0

1970—\*\*Colts, 17-0 (B)  
 1972—Colts, 20-19 (C)  
 1974—Bengals, 24-14 (B)  
 1976—Colts, 28-27 (B)  
 1979—Colts, 38-28 (B)  
 1980—Bengals, 34-33 (C)  
 1981—Bengals, 41-19 (B)  
 1982—Bengals, 20-17 (B)  
 1983—Colts, 34-31 (C)  
 1987—Bengals, 23-21 (I)  
 1989—Colts, 23-12 (C)  
 1990—Colts, 34-20 (C)  
 1992—Colts, 21-17 (C)  
 1993—Colts, 9-6 (C)  
 1994—Colts, 17-13 (C)  
 1995—Bengals, 24-21 (I) OT  
 1996—Bengals, 31-24 (C)  
 1997—Bengals, 28-13 (I)  
 1998—Colts, 39-26 (I)  
 1999—Colts, 31-10 (I)  
 2002—Colts, 28-21 (I)  
 2005—Colts, 45-37 (C)  
 2006—Colts, 34-16 (I)  
 2008—Colts, 35-3 (I)  
 2010—Colts, 23-17 (I)  
 2011—Bengals, 27-17 (C)  
 2013—Bengals, 42-28 (C)  
 2014—Colts, 27-0 (I)

\*\*Colts, 26-10 (I)

2017—Bengals, 24-23 (C)  
 2018—Bengals, 34-23 (I)  
 2020—Colts, 31-27 (I)  
 2023—Bengals, 34-14 (C)  
 (RS Pts.—Colts 784, Bengals 716)  
 (PS Pts.—Colts 43, Bengals 10)

\*Franchise in Baltimore prior to 1984

### \*\*AFC Divisional Playoff

### \*\*AFC Wild Card Playoff

### CINCINNATI vs. JACKSONVILLE

RS: Jaguars lead series, 13-12

1995—Bengals, 24-17 (C)  
 Bengals, 17-13 (J)  
 1996—Bengals, 28-21 (C)  
 Jaguars, 30-27 (J)  
 1997—Jaguars, 21-13 (J)  
 Bengals, 31-26 (C)  
 1998—Jaguars, 24-11 (J)  
 Jaguars, 34-17 (C)  
 1999—Jaguars, 41-10 (C)  
 Jaguars, 24-7 (J)  
 2000—Jaguars, 13-0 (J)  
 Bengals, 17-14 (C)  
 2001—Jaguars, 30-13 (J)  
 Jaguars, 14-10 (C)  
 2002—Jaguars, 29-15 (C)  
 2005—Jaguars, 23-20 (J)  
 2008—Bengals, 21-19 (C)  
 2011—Bengals, 30-20 (J)  
 2012—Bengals, 27-10 (J)  
 2014—Bengals, 33-23 (C)  
 2017—Jaguars, 23-7 (J)  
 2019—Jaguars, 27-17 (C)  
 2020—Bengals, 33-25 (C)

## ALL-TIME TEAM VS. TEAM RESULTS

2021—Bengals, 24-21 (C)  
 2023—Bengals, 34-31 (J) OT  
 (RS Pts.—Jaguars 573, Bengals 486)  
**CINCINNATI vs. KANSAS CITY**  
 RS: Bengals lead series, 17-15;  
 PS: Series tied, 1-1  
 1968—Chiefs, 13-3 (KC)  
     Chiefs, 16-9 (C)  
 1969—Bengals, 24-19 (C)  
     Chiefs, 42-22 (KC)  
 1970—Chiefs, 27-19 (C)  
 1972—Bengals, 23-16 (KC)  
 1973—Bengals, 14-6 (C)  
 1974—Bengals, 33-6 (C)  
 1976—Bengals, 27-24 (KC)  
 1977—Bengals, 27-7 (KC)  
 1978—Chiefs, 24-23 (C)  
 1979—Chiefs, 10-7 (C)  
 1980—Bengals, 20-6 (KC)  
 1983—Chiefs, 20-15 (KC)  
 1984—Chiefs, 27-22 (C)  
 1986—Chiefs, 24-14 (KC)  
 1987—Bengals, 30-27 (C) OT  
 1988—Chiefs, 31-28 (KC)  
 1989—Bengals, 21-17 (KC)  
 1993—Chiefs, 17-15 (KC)  
 2003—Bengals, 24-19 (C)  
 2005—Chiefs, 37-3 (KC)  
 2006—Bengals, 23-10 (KC)  
 2007—Chiefs, 27-20 (KC)  
 2008—Bengals, 16-6 (C)  
 2009—Bengals, 17-10 (C)  
 2012—Bengals, 28-6 (KC)  
 2015—Bengals, 36-21 (C)  
 2018—Chiefs, 45-10 (KC)  
 2021—Bengals, 34-31 (C)  
     \*Bengals, 27-24 (KC) OT  
 2022—Bengals, 27-24 (C)  
     \*Chiefs, 23-20 (KC)  
 2023—Chiefs, 25-17 (KC)  
 (RS Pts.—Bengals 651, Chiefs 640)  
 (PS Pts.—Bengals 47, Chiefs 47)  
*\*AFC Championship*  
**CINCINNATI vs. \*LAS VEGAS**  
 RS: Raiders lead series, 19-12;  
 PS: Raiders lead series, 2-1  
 1968—Raiders, 31-10 (O)  
     Raiders, 34-0 (C)  
 1969—Bengals, 31-17 (C)  
     Raiders, 37-17 (O)  
 1970—Bengals, 31-21 (C)  
 1971—Raiders, 31-27 (O)  
 1972—Raiders, 20-14 (C)  
 1974—Raiders, 30-27 (O)  
 1975—Bengals, 14-10 (C)  
     \*\*\*Raiders, 31-28 (O)  
 1976—Raiders, 35-20 (O)  
 1978—Raiders, 34-21 (C)  
 1980—Raiders, 28-17 (O)  
 1982—Bengals, 31-17 (C)  
 1983—Raiders, 20-10 (C)  
 1985—Raiders, 13-6 (LA)  
 1988—Bengals, 45-21 (LA)  
 1989—Raiders, 28-7 (LA)  
 1990—Raiders, 24-7 (LA)  
     \*\*\*Raiders, 20-10 (LA)  
 1991—Raiders, 38-14 (C)  
 1992—Bengals, 24-21 (C) OT  
 1993—Bengals, 16-10 (C)  
 1995—Raiders, 20-17 (C)  
 1998—Raiders, 27-10 (O)  
 2003—Raiders, 23-20 (O)  
 2006—Bengals, 27-10 (C)  
 2009—Raiders, 20-17 (O)  
 2012—Bengals, 34-10 (C)  
 2015—Bengals, 33-13 (O)  
 2018—Bengals, 30-16 (C)  
 2019—Raiders, 17-10 (O)  
 2021—Bengals, 32-13 (LV)

\*\*Bengals, 26-19 (C)  
 (RS Pts.—Raiders 689, Bengals 619)  
 (PS Pts.—Raiders 70, Bengals 64)  
*\*Franchise in Los Angeles from 1982-94 and in Oakland from 1960-81 and from 1995-2019*  
*\*\*AFC Wild Card Playoff*  
*\*\*\*AFC Divisional Playoff*  
**CINCINNATI vs. \*L.A. CHARGERS**  
 RS: Chargers lead series, 22-14;  
 PS: Series tied, 1-1  
 1968—Chargers, 29-13 (SD)  
     Chargers, 31-10 (C)  
 1969—Bengals, 34-20 (C)  
     Chargers, 21-14 (SD)  
 1970—Bengals, 17-14 (SD)  
 1971—Bengals, 31-0 (C)  
 1973—Bengals, 20-13 (SD)  
 1974—Chargers, 20-17 (C)  
 1975—Bengals, 47-17 (C)  
 1977—Chargers, 24-3 (SD)  
 1978—Chargers, 22-13 (SD)  
 1979—Chargers, 26-24 (C)  
 1980—Chargers, 31-14 (C)  
 1981—Bengals, 40-17 (SD)  
     \*\*Bengals, 27-7 (C)  
 1982—Chargers, 50-34 (SD)  
 1985—Chargers, 44-41 (C)  
 1987—Chargers, 10-9 (C)  
 1988—Bengals, 27-10 (C)  
 1990—Bengals, 21-16 (SD)  
 1992—Chargers, 27-10 (SD)  
 1994—Chargers, 27-10 (SD)  
 1996—Chargers, 27-14 (SD)  
 1997—Bengals, 38-31 (C)  
 1999—Chargers, 34-7 (C)  
 2001—Chargers, 28-14 (SD)  
 2002—Chargers, 34-6 (C)  
 2003—Bengals, 34-27 (SD)  
 2006—Chargers, 49-41 (C)  
 2009—Chargers, 27-24 (SD)  
 2010—Bengals, 34-20 (C)  
 2012—Bengals, 20-13 (SD)  
 2013—Bengals, 17-10 (SD)  
     \*\*\*Chargers, 27-10 (C)  
 2015—Bengals, 24-19 (C)  
 2018—Chargers, 26-21 (LA)  
 2020—Chargers, 16-13 (C)  
 2021—Chargers, 41-22 (C)  
 (RS Pts.—Chargers 871, Bengals 778)  
 (PS Pts.—Bengals 37, Chargers 34)  
*\*Franchise in San Diego from 1961-2016*  
*\*\*AFC Championship*  
*\*\*\*AFC Wild Card Playoff*  
**CINCINNATI vs. \*L.A. RAMS**  
 RS: Bengals lead series, 9-6;  
 PS: Rams lead series, 1-0  
 1972—Rams, 15-12 (LA)  
 1976—Bengals, 20-12 (C)  
 1978—Bengals, 20-19 (LA)  
 1981—Bengals, 24-10 (C)  
 1984—Rams, 24-14 (C)  
 1990—Bengals, 34-31 (LA) OT  
 1993—Bengals, 15-3 (C)  
 1996—Rams, 26-16 (StL)  
 1999—Rams, 38-10 (C)  
 2003—Rams, 27-10 (StL)  
 2007—Bengals, 19-10 (C)  
 2011—Bengals, 20-13 (StL)  
 2015—Bengals, 31-7 (C)  
 2019—Rams, 24-10 (London)  
 2021—\*\*Rams, 23-20 (LA)  
 2023—Bengals, 19-16 (C)  
 (RS Pts.—Rams 275, Bengals 274)  
 (RS Pts.—Rams 23, Bengals 20)  
*\*Franchise in St. Louis from 1995-2015*  
*\*\*Super Bowl LVI*

**CINCINNATI vs. MIAMI**  
 RS: Dolphins lead series, 17-8;  
 PS: Dolphins lead series, 1-0  
 1968—Dolphins, 24-22 (C)  
     Bengals, 38-21 (M)  
 1969—Bengals, 27-21 (C)  
 1971—Dolphins, 23-13 (C)  
 1973—\*Dolphins, 34-16 (M)  
 1974—Dolphins, 24-3 (C)  
 1977—Bengals, 23-17 (C)  
 1978—Dolphins, 21-0 (M)  
 1980—Dolphins, 17-16 (M)  
 1983—Dolphins, 38-14 (M)  
 1987—Dolphins, 20-14 (C)  
 1989—Dolphins, 20-13 (C)  
 1991—Dolphins, 37-13 (M)  
 1994—Dolphins, 23-7 (C)  
 1995—Dolphins, 26-23 (C)  
 2000—Dolphins, 31-16 (C)  
 2004—Bengals, 16-13 (C)  
 2007—Bengals, 38-25 (M)  
 2010—Dolphins, 22-14 (C)  
 2012—Dolphins, 17-13 (C)  
 2013—Dolphins, 22-20 (M) OT  
 2016—Bengals, 22-7 (C)  
 2018—Bengals, 27-17 (C)  
 2019—Dolphins, 38-35 (M) OT  
 2020—Dolphins, 19-7 (C)  
 2022—Bengals, 27-15 (C)  
 (RS Pts.—Dolphins 558, Bengals 461)  
 (PS Pts.—Dolphins 34, Bengals 16)  
*\*AFC Divisional Playoff*  
**CINCINNATI vs. MINNESOTA**  
 RS: Bengals lead series, 8-7  
 1973—Bengals, 27-0 (C)  
 1977—Vikings, 42-10 (M)  
 1980—Bengals, 14-0 (C)  
 1983—Vikings, 20-14 (M)  
 1986—Bengals, 24-20 (C)  
 1989—Vikings, 29-21 (M)  
 1992—Vikings, 42-7 (C)  
 1995—Bengals, 27-24 (C)  
 1998—Vikings, 24-3 (M)  
 2005—Bengals, 37-8 (C)  
 2009—Vikings, 30-10 (M)  
 2013—Bengals, 42-14 (C)  
 2017—Vikings, 34-7 (M)  
 2021—Bengals, 27-24 (C) OT  
 2023—Bengals, 27-24 (C) OT  
 (RS Pts.—Vikings 335, Bengals 297)  
**CINCINNATI vs. \*NEW ENGLAND**  
 RS: Patriots lead series, 17-10  
 1968—Patriots, 33-14 (B)  
 1969—Patriots, 25-14 (C)  
 1970—Bengals, 45-7 (C)  
 1972—Bengals, 31-7 (NE)  
 1975—Bengals, 27-10 (C)  
 1978—Patriots, 10-3 (C)  
 1979—Patriots, 20-14 (C)  
 1984—Patriots, 20-14 (NE)  
 1985—Patriots, 34-23 (NE)  
 1986—Bengals, 31-7 (NE)  
 1988—Patriots, 27-21 (NE)  
 1990—Bengals, 41-7 (C)  
 1991—Bengals, 29-7 (C)  
 1992—Bengals, 20-10 (C)  
 1993—Patriots, 7-2 (NE)  
 1994—Patriots, 31-28 (C)  
 2000—Patriots, 16-13 (NE)  
 2001—Bengals, 23-17 (C)  
 2004—Patriots, 35-28 (NE)  
 2006—Patriots, 38-13 (C)  
 2007—Patriots, 34-13 (C)  
 2010—Patriots, 38-24 (NE)  
 2013—Bengals, 13-6 (C)  
 2014—Patriots, 43-17 (NE)  
 2016—Patriots, 35-17 (NE)  
 2019—Patriots, 34-13 (C)  
 2022—Bengals, 22-18 (NE)

## ALL-TIME TEAM VS. TEAM RESULTS

(RS Pts.—Patriots 576, Bengals 553)

*\*Franchise in Boston prior to 1971*

### CINCINNATI vs. NEW ORLEANS

RS: Bengals lead series, 8-7

1970—Bengals, 26-6 (C)  
 1975—Bengals, 21-0 (NO)  
 1978—Saints, 20-18 (C)  
 1981—Saints, 17-7 (NO)  
 1984—Bengals, 24-21 (NO)  
 1987—Saints, 41-24 (C)  
 1990—Saints, 21-7 (C)  
 1993—Saints, 20-13 (NO)  
 1996—Bengals, 30-15 (C)  
 2002—Bengals, 20-13 (C)  
 2006—Bengals, 31-16 (NO)  
 2010—Saints, 34-30 (C)  
 2014—Bengals, 27-10 (NO)  
 2018—Saints, 51-14 (C)  
 2022—Bengals, 30-26 (NO)  
 (RS Pts.—Bengals 322, Saints 311)

### CINCINNATI vs. N.Y. GIANTS

RS: Bengals lead series, 6-5

1972—Bengals, 13-10 (C)  
 1977—Bengals, 30-13 (C)  
 1985—Bengals, 35-30 (C)  
 1991—Bengals, 27-24 (C)  
 1994—Giants, 27-20 (NY)  
 1997—Giants, 29-27 (NY)  
 2004—Bengals, 23-22 (C)  
 2008—Giants, 26-23 (NY) OT  
 2012—Bengals, 31-13 (C)  
 2016—Giants, 21-20 (NY)  
 2020—Giants, 19-17 (C)  
 (RS Pts.—Bengals 266, Giants 234)

### CINCINNATI vs. N.Y. JETS

RS: Jets lead series, 16-11;

PS: Jets lead series, 2-0

1968—Jets, 27-14 (NY)  
 1969—Jets, 21-7 (C)  
     Jets, 40-7 (NY)  
 1971—Jets, 35-21 (NY)  
 1973—Bengals, 20-14 (C)  
 1976—Bengals, 42-3 (NY)  
 1981—Bengals, 31-30 (NY)  
 1982—\*Jets, 44-17 (C)  
 1984—Jets, 43-23 (NY)  
 1985—Jets, 29-20 (C)  
 1986—Bengals, 52-21 (C)  
 1987—Jets, 27-20 (NY)  
 1988—Bengals, 36-19 (C)  
 1990—Bengals, 25-20 (C)  
 1992—Jets, 17-14 (NY)  
 1993—Jets, 17-12 (NY)  
 1997—Jets, 31-14 (C)  
 2001—Jets, 15-14 (NY)  
 2004—Jets, 31-24 (NY)  
 2007—Bengals, 38-31 (C)  
 2008—Jets, 26-14 (NY)  
 2009—Jets, 37-0 (NY)  
     \*Jets, 24-14 (C)  
 2010—Jets, 26-10 (NY)  
 2013—Bengals, 49-9 (C)  
 2016—Bengals, 23-22 (NY)  
 2019—Bengals, 22-6 (C)  
 2021—Jets, 34-31 (NY)  
 2022—Bengals, 27-12 (NY)  
 (RS Pts.—Jets 643, Bengals 610)  
 (PS Pts.—Jets 68, Bengals 31)  
*\*AFC First-Round/Wild Card Playoff*

### CINCINNATI vs. PHILADELPHIA

RS: Cincinnati lead series, 9-3-2

1971—Bengals, 37-14 (C)  
 1975—Bengals, 31-0 (P)  
 1979—Bengals, 37-13 (C)  
 1982—Bengals, 18-14 (P)  
 1988—Bengals, 28-24 (P)  
 1991—Eagles, 17-10 (P)  
 1994—Bengals, 33-30 (C)  
 1997—Eagles, 44-42 (P)

2000—Eagles, 16-7 (P)  
 2004—Bengals, 38-10 (P)  
 2008—Tie, 13-13 (C) OT  
 2012—Bengals, 34-13 (P)  
 2016—Bengals, 32-14 (C)  
 2020—Tie, 23-23 (P) OT  
 (RS Pts.—Bengals 383, Eagles 245)

### CINCINNATI vs. PITTSBURGH

RS: Steelers lead series, 68-39;

PS: Steelers lead series, 2-0

1970—Steelers, 21-10 (P)  
     Bengals, 34-7 (C)  
 1971—Steelers, 21-10 (P)  
     Steelers, 21-13 (C)  
 1972—Bengals, 15-10 (C)  
     Steelers, 40-17 (P)  
 1973—Bengals, 19-7 (C)  
     Steelers, 20-13 (P)  
 1974—Bengals, 17-10 (C)  
     Steelers, 27-3 (P)  
 1975—Steelers, 30-24 (C)  
     Steelers, 35-14 (P)  
 1976—Steelers, 23-6 (P)  
     Steelers, 7-3 (C)  
 1977—Steelers, 20-14 (P)  
     Bengals, 17-10 (C)  
 1978—Steelers, 28-3 (C)  
     Steelers, 7-6 (P)  
 1979—Bengals, 34-10 (C)  
     Steelers, 37-17 (P)  
 1980—Bengals, 30-28 (C)  
     Bengals, 17-16 (P)  
 1981—Bengals, 34-7 (C)  
     Bengals, 17-10 (P)  
 1982—Steelers, 26-20 (P) OT  
 1983—Steelers, 24-14 (C)  
     Bengals, 23-10 (P)  
 1984—Steelers, 38-17 (P)  
     Bengals, 22-20 (C)  
 1985—Bengals, 37-24 (P)  
     Bengals, 26-21 (C)  
 1986—Bengals, 24-22 (C)  
     Steelers, 30-9 (P)  
 1987—Steelers, 23-20 (P)  
     Steelers, 30-16 (C)  
 1988—Bengals, 17-12 (P)  
     Bengals, 42-7 (C)  
 1989—Bengals, 41-10 (C)  
     Bengals, 26-16 (P)  
 1990—Bengals, 27-3 (C)  
     Bengals, 16-12 (P)  
 1991—Steelers, 33-27 (C) OT  
     Steelers, 17-10 (P)  
 1992—Steelers, 20-0 (P)  
     Steelers, 21-9 (C)  
 1993—Steelers, 34-7 (P)  
     Steelers, 24-16 (C)  
 1994—Steelers, 14-10 (P)  
     Steelers, 38-15 (C)  
 1995—Bengals, 27-9 (P)  
     Steelers, 49-31 (C)  
 1996—Steelers, 20-10 (P)  
     Bengals, 34-24 (C)  
 1997—Steelers, 26-10 (C)  
     Steelers, 20-3 (P)  
 1998—Bengals, 25-20 (C)  
     Bengals, 25-24 (P)  
 1999—Steelers, 17-3 (C)  
     Bengals, 27-20 (P)  
 2000—Steelers, 15-0 (P)  
     Steelers, 48-28 (C)  
 2001—Steelers, 16-7 (P)  
     Bengals, 26-23 (C) OT  
 2002—Steelers, 34-7 (C)  
     Steelers, 29-21 (P)  
 2003—Steelers, 17-10 (C)  
     Bengals, 24-20 (P)  
 2004—Steelers, 28-17 (P)  
     Steelers, 19-14 (C)

2005—Steelers, 27-13 (C)  
     Bengals, 38-31 (P)  
     \*Steelers, 31-17 (C)  
 2006—Bengals, 28-20 (P)  
     Steelers, 23-17 (C) OT  
 2007—Steelers, 24-13 (C)  
     Steelers, 24-10 (P)  
 2008—Steelers, 38-10 (C)  
     Steelers, 27-10 (P)  
 2009—Bengals, 23-20 (C)  
     Bengals, 18-12 (P)  
 2010—Steelers, 27-21 (C)  
     Steelers, 23-7 (P)  
 2011—Steelers, 24-17 (C)  
     Steelers, 35-7 (P)  
 2012—Steelers, 24-17 (C)  
     Bengals, 13-10 (P)  
 2013—Bengals, 20-10 (C)  
     Steelers, 30-20 (P)  
 2014—Steelers, 42-21 (C)  
     Steelers, 27-17 (P)  
 2015—Bengals, 16-10 (P)  
     Steelers, 33-20 (C)  
     \*Steelers, 18-16 (C)  
 2016—Steelers, 24-16 (P)  
     Steelers, 24-20 (C)  
 2017—Steelers, 29-14 (P)  
     Steelers, 23-20 (C)  
 2018—Steelers, 28-21 (C)  
     Steelers, 16-13 (P)  
 2019—Steelers, 27-3 (P)  
     Steelers, 16-10 (C)  
 2020—Steelers, 36-10 (P)  
     Bengals, 27-17 (C)  
 2021—Bengals, 24-10 (P)  
     Bengals, 41-10 (C)  
 2022—Steelers, 23-20 (C) OT  
     Bengals, 37-30 (P)  
 2023—Steelers, 16-10 (C)  
     Steelers, 34-11 (P)

(RS Pts.—Steelers 2,363, Bengals 1,900)

(PS Pts.—Steelers 49, Bengals 33)

*\*AFC Wild Card Playoff*

### CINCINNATI vs. SAN FRANCISCO

RS: 49ers lead series, 11-5;

PS: 49ers lead series, 2-0

1974—Bengals, 21-3 (SF)  
 1978—49ers, 28-12 (SF)  
 1981—49ers, 21-3 (C)  
     \*49ers, 26-21 (Detroit)  
 1984—49ers, 23-17 (SF)  
 1987—49ers, 27-26 (C)  
 1988—\*\*49ers, 20-16 (South Florida)  
 1990—49ers, 20-17 (C) OT  
 1993—49ers, 21-8 (SF)  
 1996—49ers, 28-21 (SF)  
 1999—Bengals, 44-30 (C)  
 2003—Bengals, 41-38 (C)  
 2007—49ers, 20-13 (SF)  
 2011—49ers, 13-8 (C)  
 2015—Bengals, 24-14 (SF)  
 2019—49ers, 41-17 (C)  
 2021—49ers, 26-23 (C) OT  
 2023—Bengals, 31-17 (SF)  
 (RS Pts.—49ers 370, Bengals 326)  
 (PS Pts.—49ers 46, Bengals 37)  
*\*Super Bowl XVI*  
*\*\*Super Bowl XXIII*

### CINCINNATI vs. SEATTLE

RS: Bengals lead series, 11-10;

PS: Bengals lead series, 1-0

1977—Bengals, 42-20 (C)  
 1981—Bengals, 27-21 (C)  
 1982—Bengals, 24-10 (C)  
 1984—Seahawks, 26-6 (C)  
 1985—Seahawks, 28-24 (C)  
 1986—Bengals, 34-7 (C)  
 1987—Bengals, 17-10 (S)  
 1988—\*Bengals, 21-13 (C)



## ALL-TIME TEAM VS. TEAM RESULTS

1989—Seahawks, 24-17 (C)  
 1990—Seahawks, 31-16 (S)  
 1991—Seahawks, 13-7 (C)  
 1992—Bengals, 21-3 (S)  
 1993—Seahawks, 19-10 (C)  
 1994—Bengals, 20-17 (S) OT  
 1995—Seahawks, 24-21 (S)  
 1999—Seahawks, 37-20 (S)  
 2003—Bengals, 27-24 (C)  
 2007—Seahawks, 24-21 (S)  
 2011—Bengals, 34-12 (S)  
 2015—Bengals, 27-24 (C) OT  
 2019—Seahawks, 21-20 (S)  
 2023—Bengals, 17-13 (C)  
 (RS Pts.—Bengals 452, Seahawks 408)  
 (PS Pts.—Bengals 21, Seahawks 13)  
*\*AFC Divisional Playoff*  
**CINCINNATI vs. TAMPA BAY**  
 RS: Buccaneers lead series, 7-6  
 1976—Bengals, 21-0 (C)  
 1980—Buccaneers, 17-12 (C)  
 1983—Bengals, 23-17 (TB)  
 1989—Bengals, 56-23 (C)  
 1995—Buccaneers, 19-16 (TB)  
 1998—Buccaneers, 35-0 (C)  
 2001—Buccaneers, 16-13 (C) OT  
 2002—Buccaneers, 35-7 (C)  
 2006—Buccaneers, 14-13 (TB)  
 2010—Buccaneers, 24-21 (C)  
 2014—Bengals, 14-13 (TB)  
 2018—Bengals, 37-34 (C)  
 2022—Bengals, 34-23 (TB)  
 (RS Pts.—Buccaneers 270, Bengals 267)  
**CINCINNATI vs. \*TENNESSEE**  
 RS: Titans lead series, 41-35-1;  
 PS: Bengals lead series, 2-0  
 1968—Oilers, 27-17 (C)  
 1969—Tie, 31-31 (H)  
 1970—Oilers, 20-13 (C)  
     Bengals, 30-20 (H)  
 1971—Oilers, 10-6 (H)  
     Bengals, 28-13 (C)  
 1972—Bengals, 30-7 (C)  
     Bengals, 61-17 (H)  
 1973—Bengals, 24-10 (C)  
     Bengals, 27-24 (H)  
 1974—Oilers, 34-21 (C)  
     Oilers, 20-3 (H)  
 1975—Bengals, 21-19 (H)  
     Bengals, 23-19 (C)  
 1976—Bengals, 27-7 (H)  
     Bengals, 31-27 (C)  
 1977—Bengals, 13-10 (C) OT  
     Oilers, 21-16 (H)  
 1978—Bengals, 28-13 (C)  
     Oilers, 17-10 (H)  
 1979—Oilers, 30-27 (C) OT  
     Oilers, 42-21 (H)  
 1980—Oilers, 13-10 (C)  
     Oilers, 23-3 (H)  
 1981—Oilers, 17-10 (H)  
     Bengals, 34-21 (C)  
 1982—Bengals, 27-6 (C)  
     Bengals, 35-27 (H)  
 1983—Bengals, 55-14 (H)  
     Bengals, 38-10 (C)  
 1984—Bengals, 13-3 (C)  
     Bengals, 31-13 (H)  
 1985—Oilers, 44-27 (H)  
     Bengals, 45-27 (C)  
 1986—Bengals, 31-28 (C)  
     Oilers, 32-28 (H)  
 1987—Oilers, 31-29 (C)  
     Oilers, 21-17 (H)  
 1988—Bengals, 44-21 (C)  
     Oilers, 41-6 (H)  
 1989—Oilers, 26-24 (H)  
     Bengals, 61-7 (C)

1990—Oilers, 48-17 (H)  
     Bengals, 40-20 (C)  
     \*\*Bengals, 41-14 (C)  
 1991—Oilers, 30-7 (C)  
     Oilers, 35-3 (H)  
 1992—Oilers, 38-24 (C)  
     Oilers, 26-10 (H)  
 1993—Oilers, 28-12 (H)  
     Oilers, 38-3 (C)  
 1994—Oilers, 20-13 (H)  
     Bengals, 34-31 (C)  
 1995—Oilers, 38-28 (C)  
     Bengals, 32-25 (H)  
 1996—Oilers, 30-27 (C) OT  
     Bengals, 21-13 (H)  
 1997—Oilers, 30-7 (T)  
     Bengals, 41-14 (C)  
 1998—Oilers, 23-14 (C)  
     Oilers, 44-14 (T)  
 1999—Titans, 36-35 (T)  
     Titans, 24-14 (C)  
 2000—Titans, 23-14 (C)  
     Titans, 35-3 (T)  
 2001—Titans, 20-7 (C)  
     Bengals, 23-21 (T)  
 2002—Titans, 30-24 (C)  
 2004—Titans, 27-20 (T)  
 2005—Bengals, 31-23 (T)  
 2007—Bengals, 35-6 (C)  
 2008—Titans, 24-7 (C)  
 2011—Bengals, 24-17 (T)  
 2014—Bengals, 33-7 (C)  
 2017—Titans, 24-20 (T)  
 2020—Bengals, 31-20 (C)  
 2021—\*\*\*Bengals, 19-16 (T)  
 2022—Bengals, 20-16 (T)  
 2023—Titans, 27-3 (T)  
 (RS Pts.—Titans 1,774, Bengals 1,767)  
 (PS Pts.—Bengals 60, Titans 30)  
*\*Franchise in Houston prior to 1997; known as Oilers prior to 1999*  
*\*\*AFC Wild Card Playoff*  
*\*\*\*AFC Divisional Playoff*  
**CINCINNATI vs. \*WASHINGTON**  
 RS: Series tied, 5-5-1  
 1970—Redskins, 20-0 (W)  
 1974—Bengals, 28-17 (C)  
 1979—Redskins, 28-14 (W)  
 1985—Redskins, 27-24 (W)  
 1988—Bengals, 20-17 (C) OT  
 1991—Redskins, 34-27 (C)  
 2004—Bengals, 17-10 (W)  
 2008—Bengals, 20-13 (C)  
 2012—Bengals, 38-31 (W)  
 2016—Tie, 27-27 (London) OT  
 2020—Washington, 20-9 (W)  
 (RS Pts.—Commanders 244, Bengals 224)  
*\*Franchise known as Redskins prior to 2020; Washington Football Team prior to 2022*  
**CLEVELAND vs. ARIZONA**  
 RS: Browns lead series, 34-16-3;  
 See Arizona vs. Cleveland  
**CLEVELAND vs. ATLANTA**  
 RS: Browns lead series, 12-4;  
 See Atlanta vs. Cleveland  
**CLEVELAND vs. BALTIMORE**  
 RS: Ravens lead series, 36-14;  
 See Baltimore vs. Cleveland  
**CLEVELAND vs. BUFFALO**  
 RS: Browns lead series, 12-10;  
 PS: Browns lead series, 1-0;  
 See Buffalo vs. Cleveland  
**CLEVELAND vs. CAROLINA**  
 RS: Panthers lead series, 4-3;  
 See Carolina vs. Cleveland  
**CLEVELAND vs. CHICAGO**  
 RS: Browns lead series, 11-7;  
 See Chicago vs. Cleveland

**CLEVELAND vs. CINCINNATI**  
 RS: Bengals lead series, 53-48;  
 See Cincinnati vs. Cleveland  
**CLEVELAND vs. DALLAS**  
 RS: Browns lead series, 16-13;  
 PS: Browns lead series, 2-1  
 1960—Browns, 48-7 (D)  
 1961—Browns, 25-7 (C)  
     Browns, 38-17 (D)  
 1962—Browns, 19-10 (C)  
     Cowboys, 45-21 (D)  
 1963—Browns, 41-24 (D)  
     Browns, 27-17 (C)  
 1964—Browns, 27-6 (C)  
     Browns, 20-16 (D)  
 1965—Browns, 23-17 (C)  
     Browns, 24-17 (D)  
 1966—Browns, 30-21 (C)  
     Cowboys, 26-14 (D)  
 1967—Cowboys, 21-14 (C)  
     \*Cowboys, 52-14 (D)  
 1968—Cowboys, 28-7 (D)  
     \*Browns, 31-20 (C)  
 1969—Browns, 42-10 (C)  
     \*Browns, 38-14 (D)  
 1970—Cowboys, 6-2 (C)  
 1974—Cowboys, 41-17 (D)  
 1979—Browns, 26-7 (C)  
 1982—Cowboys, 31-14 (D)  
 1985—Cowboys, 20-7 (D)  
 1988—Browns, 24-21 (C)  
 1991—Cowboys, 26-14 (C)  
 1994—Browns, 19-14 (D)  
 2004—Cowboys, 19-12 (D)  
 2008—Cowboys, 28-10 (C)  
 2012—Cowboys, 23-20 (D) OT  
 2016—Cowboys, 35-10 (C)  
 2020—Browns, 49-38 (D)  
 (RS Pts.—Browns 644, Cowboys 598)  
 (PS Pts.—Cowboys 86, Browns 83)  
*\*Conference Championship*  
**CLEVELAND vs. DENVER**  
 RS: Broncos lead series, 22-7;  
 PS: Broncos lead series, 3-0  
 1970—Browns, 27-13 (D)  
 1971—Broncos, 27-0 (C)  
 1972—Browns, 27-20 (D)  
 1974—Browns, 23-21 (C)  
 1975—Broncos, 16-15 (D)  
 1976—Broncos, 44-13 (D)  
 1978—Broncos, 19-7 (C)  
 1980—Broncos, 19-16 (C)  
 1981—Broncos, 23-20 (D) OT  
 1983—Broncos, 27-6 (D)  
 1984—Broncos, 24-14 (C)  
 1986—\*Broncos, 23-20 (C) OT  
 1987—\*Broncos, 38-33 (D)  
 1988—Broncos, 30-7 (D)  
 1989—Browns, 16-13 (C)  
     \*Broncos, 37-21 (D)  
 1990—Browns, 30-29 (D)  
 1991—Broncos, 17-7 (C)  
 1992—Broncos, 12-0 (C)  
 1993—Broncos, 29-14 (C)  
 1994—Broncos, 26-14 (D)  
 2000—Broncos, 44-10 (D)  
 2003—Broncos, 23-20 (D) OT  
 2006—Broncos, 17-7 (C)  
 2008—Broncos, 34-30 (C)  
 2009—Broncos, 27-6 (D)  
 2012—Broncos, 34-12 (D)  
 2015—Broncos, 26-23 (C) OT  
 2018—Browns, 17-16 (D)  
 2019—Broncos, 24-19 (D)  
 2021—Browns, 17-14 (C)  
 2023—Broncos, 29-12 (D)  
 (RS Pts.—Broncos 697, Browns 429)  
 (PS Pts.—Broncos 98, Browns 74)  
*\*AFC Championship*

## ALL-TIME TEAM VS. TEAM RESULTS

### CLEVELAND vs. DETROIT

RS: Lions lead series, 16-5;

PS: Lions lead series, 3-1

1952—Lions, 17-6 (D)

\*Lions, 17-7 (C)

1953—\*Lions, 17-16 (D)

1954—Lions, 14-10 (C)

\*Browns, 56-10 (C)

1957—Lions, 20-7 (D)

\*Lions, 59-14 (D)

1958—Lions, 30-10 (C)

1963—Lions, 38-10 (D)

1964—Browns, 37-21 (C)

1967—Lions, 31-14 (D)

1969—Lions, 28-21 (C)

1970—Lions, 41-24 (C)

1975—Lions, 21-10 (D)

1983—Browns, 31-26 (D)

1986—Browns, 24-21 (C)

1989—Lions, 13-10 (D)

1992—Lions, 24-14 (D)

1995—Lions, 38-20 (D)

2001—Browns, 24-14 (C)

2005—Lions, 13-10 (C)

2009—Lions, 38-37 (D)

2013—Lions, 31-17 (C)

2017—Lions, 38-24 (D)

2021—Browns, 13-10 (C)

(RS Pts.—Lions 527, Browns 373)

(PS Pts.—Lions 103, Browns 93)

\*NFL Championship

### CLEVELAND vs. GREEN BAY

RS: Packers lead series, 13-7;

PS: Packers lead series, 1-0

1953—Browns, 27-0 (Mil)

1955—Browns, 41-10 (C)

1956—Browns, 24-7 (Mil)

1961—Packers, 49-17 (C)

1964—Packers, 28-21 (Mil)

1965—\*Packers, 23-12 (GB)

1966—Packers, 21-20 (C)

1967—Packers, 55-7 (Mil)

1969—Browns, 20-7 (C)

1972—Packers, 26-10 (C)

1980—Browns, 26-21 (C)

1983—Packers, 35-21 (Mil)

1986—Packers, 17-14 (C)

1992—Browns, 17-6 (C)

1995—Packers, 31-20 (C)

2001—Packers, 30-7 (GB)

2005—Browns, 26-24 (GB)

2009—Packers, 31-3 (C)

2013—Packers, 31-13 (GB)

2017—Packers, 27-21 (C) OT

2021—Packers, 24-22 (GB)

(RS Pts.—Packers 480, Browns 377)

(PS Pts.—Packers 23, Browns 12)

\*NFL Championship

### CLEVELAND vs. HOUSTON

RS: Series tied, 7-7

PS: Texans lead series, 1-0

2002—Browns, 34-17 (C)

2004—Browns, 22-14 (H)

2005—Texans, 19-16 (H)

2006—Texans, 14-6 (H)

2007—Browns, 27-17 (C)

2008—Texans, 16-6 (C)

2011—Texans, 30-12 (H)

2014—Texans, 23-7 (C)

2017—Texans, 33-17 (H)

2018—Texans, 29-13 (H)

2020—Browns, 10-7 (C)

2021—Browns, 31-21 (C)

2022—Browns, 27-14 (H)

2023—Browns, 36-22 (H)

\*Texans, 45-14 (H)

(RS Pts.—Texans 276, Browns 264)

(PS Pts.—Texans 45, Browns 14)

\*AFC Wild Card Playoff

### CLEVELAND vs. \*INDIANAPOLIS

RS: Browns lead series, 16-15;

PS: Series tied, 2-2

1956—Colts, 21-7 (C)

1959—Browns, 38-31 (B)

1962—Colts, 36-14 (C)

1964—\*\*Browns, 27-0 (C)

1968—Browns, 30-20 (B)

\*\*Colts, 34-0 (C)

1971—Browns, 14-13 (B)

\*\*\*Colts, 20-3 (C)

1973—Browns, 24-14 (C)

1975—Colts, 21-7 (B)

1978—Browns, 45-24 (B)

1979—Browns, 13-10 (C)

1980—Browns, 28-27 (B)

1981—Browns, 42-28 (C)

1983—Browns, 41-23 (C)

1986—Browns, 24-9 (I)

1987—Colts, 9-7 (C)

\*\*\*Browns, 38-21 (C)

1988—Browns, 23-17 (C)

1989—Colts, 23-17 (I) OT

1991—Browns, 31-0 (I)

1992—Colts, 14-3 (I)

1993—Colts, 23-10 (I)

1994—Browns, 21-14 (I)

1999—Colts, 29-28 (C)

2002—Colts, 28-23 (C)

2003—Colts, 9-6 (C)

2005—Colts, 13-6 (I)

2008—Colts, 10-6 (C)

2011—Browns, 27-19 (I)

2012—Colts, 17-13 (I)

2014—Colts, 25-24 (C)

2017—Colts, 31-28 (I)

2020—Browns, 32-23 (C)

2023—Browns, 39-38 (I)

(RS Pts.—Browns 671, Colts 619)

(PS Pts.—Colts 75, Browns 68)

\*Franchise in Baltimore prior to 1984

\*\*NFL Championship

\*\*\*AFC Divisional Playoff

### CLEVELAND vs. JACKSONVILLE

RS: Jaguars lead series, 12-7

1995—Jaguars, 23-15 (C)

Jaguars, 24-21 (J)

1999—Jaguars, 24-7 (J)

Jaguars, 24-14 (C)

2000—Jaguars, 27-7 (C)

Jaguars, 48-0 (J)

2001—Browns, 23-14 (J)

Jaguars, 15-10 (C)

2002—Browns, 21-20 (J)

2005—Jaguars, 20-14 (C)

2008—Browns, 23-17 (J)

2009—Browns, 23-17 (C)

2010—Jaguars, 24-20 (J)

2011—Browns, 14-10 (C)

2013—Jaguars, 32-28 (C)

2014—Jaguars, 24-6 (J)

2017—Jaguars, 19-7 (C)

2020—Browns, 27-25 (J)

2023—Browns, 31-27 (C)

(RS Pts.—Jaguars 434, Browns 311)

### CLEVELAND vs. KANSAS CITY

RS: Chiefs lead series, 14-11-2;

PS: Chiefs lead series, 1-0

1971—Chiefs, 13-7 (KC)

1972—Chiefs, 31-7 (C)

1973—Tie, 20-20 (KC)

1975—Browns, 40-14 (C)

1976—Chiefs, 39-14 (KC)

1977—Browns, 44-7 (C)

1978—Chiefs, 17-3 (KC)

1979—Browns, 27-24 (KC)

1980—Browns, 20-13 (C)

1984—Chiefs, 10-6 (KC)

1986—Browns, 20-7 (C)

1988—Browns, 6-3 (KC)

1989—Tie, 10-10 (C) OT

1990—Chiefs, 34-0 (KC)

1991—Browns, 20-15 (C)

1994—Chiefs, 20-13 (KC)

1995—Browns, 35-17 (C)

2002—Chiefs, 40-39 (C)

2003—Chiefs, 41-20 (KC)

2006—Browns, 31-28 (C) OT

2009—Browns, 41-34 (KC)

2010—Chiefs, 16-14 (C)

2012—Browns, 30-7 (C)

2013—Chiefs, 23-17 (KC)

2015—Chiefs, 17-13 (KC)

2018—Chiefs, 37-21 (C)

2020—\*Chiefs, 22-17 (KC)

2021—Chiefs, 33-29 (KC)

(RS Pts.—Chiefs 570, Browns 547)

(PS Pts.—Chiefs 22, Browns 17)

\*AFC Divisional Playoff

### CLEVELAND vs. \*LAS VEGAS

RS: Raiders lead series, 15-10;

PS: Raiders lead series, 2-0

1970—Raiders, 23-20 (O)

1971—Raiders, 34-20 (C)

1973—Browns, 7-3 (O)

1974—Raiders, 40-24 (C)

1975—Raiders, 38-17 (O)

1977—Raiders, 26-10 (C)

1979—Raiders, 19-14 (C)

1980—\*\*Raiders, 14-12 (C)

1982—\*\*\*Raiders, 27-10 (LA)

1985—Raiders, 21-20 (C)

1986—Raiders, 27-14 (LA)

1987—Browns, 24-17 (LA)

1992—Browns, 28-16 (LA)

1993—Browns, 19-16 (LA)

2000—Raiders, 36-10 (O)

2003—Browns, 13-7 (C)

2005—Browns, 9-7 (O)

2006—Browns, 24-21 (O)

2007—Raiders, 26-24 (O)

2009—Browns, 23-9 (C)

2011—Raiders, 24-17 (O)

2012—Browns, 20-17 (O)

2014—Browns, 23-13 (C)

2015—Raiders, 27-20 (C)

2018—Raiders, 45-42 (O) OT

2020—Raiders, 16-6 (C)

2021—Raiders, 16-14 (C)

(RS Pts.—Raiders 544, Browns 462)

(PS Pts.—Raiders 41, Browns 22)

\*Franchise in Los Angeles from 1982-94 and in Oakland from 1960-81 and from 1995-2019

\*\*AFC Divisional Playoff

\*\*\*AFC First-Round/Wild Card Playoff

### CLEVELAND vs. \*L.A. CHARGERS

RS: Chargers lead series, 19-9-1

1970—Chargers, 27-10 (C)

1972—Browns, 21-17 (SD)

1973—Tie, 16-16 (C)

1974—Chargers, 36-35 (SD)

1976—Browns, 21-17 (C)

1977—Chargers, 37-14 (SD)

1981—Chargers, 44-14 (C)

1982—Chargers, 30-13 (C)

1983—Browns, 30-24 (SD) OT

1985—Browns, 21-7 (SD)

1986—Browns, 47-17 (C)

1987—Chargers, 27-24 (SD) OT

1990—Chargers, 24-14 (C)

1991—Browns, 30-24 (SD) OT

1992—Chargers, 14-13 (C)

1995—Chargers, 31-13 (SD)

1999—Chargers, 23-10 (SD)

2001—Browns, 20-16 (C)

2003—Chargers, 26-20 (C)

## ALL-TIME TEAM VS. TEAM RESULTS

2004—Chargers, 21-0 (C)  
 2006—Chargers, 32-25 (SD)  
 2009—Chargers, 30-23 (C)  
 2012—Browns, 7-6 (C)  
 2015—Chargers, 30-27 (SD)  
 2016—Browns, 20-17 (C)  
 2017—Chargers, 19-10 (LA)  
 2018—Chargers, 38-14 (C)  
 2021—Chargers, 47-42 (LA)  
 2022—Chargers, 30-28 (C)

(RS Pts.—Chargers 727, Browns 582)  
*\*Franchise in San Diego from 1961-2016*

### CLEVELAND vs. \*L.A. RAMS

RS: Rams lead series, 13-9;  
 PS: Browns lead series, 2-1

1950—\*\*Browns, 30-28 (C)  
 1951—Browns, 38-23 (LA)  
 \*\*Rams, 24-17 (LA)

1952—Browns, 37-7 (C)

1955—\*\*Browns, 38-14 (LA)

1957—Browns, 45-31 (C)

1958—Browns, 30-27 (LA)

1963—Browns, 20-6 (C)

1965—Rams, 42-7 (LA)

1968—Rams, 24-6 (C)

1973—Rams, 30-17 (LA)

1977—Rams, 9-0 (C)

1978—Browns, 30-19 (C)

1981—Rams, 27-16 (LA)

1984—Rams, 20-17 (LA)

1987—Browns, 30-17 (C)

1990—Rams, 38-23 (C)

1993—Browns, 42-14 (LA)

1999—Rams, 34-3 (StL)

2003—Rams, 26-20 (C)

2007—Browns, 27-20 (StL)

2011—Rams, 13-12 (C)

2015—Rams, 24-6 (StL)

2019—Rams, 20-13 (C)

2023—Rams, 36-19 (LA)

(RS Pts.—Rams 507, Browns 458)

(PS Pts.—Browns 85, Rams 66)

*\*Franchise in St. Louis from 1995-2015*

*\*\*NFL Championship*

### CLEVELAND vs. MIAMI

RS: Dolphins lead series, 10-9;

PS: Dolphins lead series, 2-0

1970—Browns, 28-0 (M)

1972—\*Dolphins, 20-14 (M)

1973—Dolphins, 17-9 (C)

1976—Browns, 17-13 (C)

1979—Browns, 30-24 (C) OT

1985—\*Dolphins, 24-21 (M)

1986—Browns, 26-6 (C)

1988—Dolphins, 38-31 (M)

1989—Dolphins, 13-10 (M) OT

1990—Dolphins, 30-13 (C)

1992—Dolphins, 27-23 (C)

1993—Dolphins, 24-14 (C)

2004—Dolphins, 10-7 (M)

2005—Browns, 22-0 (C)

2007—Browns, 41-31 (C)

2010—Browns, 13-10 (M)

2011—Browns, 17-16 (C)

2013—Dolphins, 23-10 (C)

2016—Dolphins, 30-24 (M) OT

2019—Browns, 41-24 (C)

2022—Dolphins, 39-17 (M)

(RS Pts.—Browns 393, Dolphins 385)

(PS Pts.—Dolphins 44, Browns 35)

*\*AFC Divisional Playoff*

### CLEVELAND vs. MINNESOTA

RS: Vikings lead series, 11-5;

PS: Vikings lead series, 1-0

1965—Vikings, 27-17 (C)

1967—Browns, 14-10 (C)

1969—Vikings, 51-3 (M)

\*Vikings, 27-7 (M)

1973—Vikings, 26-3 (M)

1975—Vikings, 42-10 (C)

1980—Vikings, 28-23 (M)

1983—Vikings, 27-21 (C)

1986—Browns, 23-20 (M)

1989—Browns, 23-17 (C) OT

1992—Vikings, 17-13 (M)

1995—Vikings, 27-11 (M)

2005—Vikings, 24-12 (M)

2009—Vikings, 34-20 (C)

2013—Browns, 31-27 (M)

2017—Vikings, 33-16 (London)

2021—Browns, 14-7 (M)

(RS Pts.—Vikings 417, Browns 254)

(PS Pts.—Vikings 27, Browns 7)

*\*NFL Championship*

### CLEVELAND vs. NEW ENGLAND

RS: Patriots lead series, 14-12;

PS: Browns lead series, 1-0

1971—Browns, 27-7 (C)

1974—Browns, 21-14 (NE)

1977—Browns, 30-27 (C) OT

1980—Patriots, 34-17 (NE)

1982—Browns, 10-7 (C)

1983—Browns, 30-0 (NE)

1984—Patriots, 17-16 (C)

1985—Browns, 24-20 (C)

1987—Browns, 20-10 (NE)

1991—Browns, 20-0 (NE)

1992—Browns, 19-17 (NE)

1993—Patriots, 20-17 (C)

1994—Browns, 13-6 (C)

\*Browns, 20-13 (C)

1995—Patriots, 17-14 (NE)

1999—Patriots, 19-7 (C)

2000—Browns, 19-11 (C)

2001—Patriots, 27-16 (NE)

2003—Patriots, 9-3 (NE)

2004—Patriots, 42-15 (C)

2007—Patriots, 34-17 (NE)

2010—Browns, 34-14 (C)

2013—Patriots, 27-26 (NE)

2016—Patriots, 33-13 (C)

2019—Patriots, 27-13 (NE)

2021—Patriots, 45-7 (NE)

2022—Patriots, 38-15 (C)

(RS Pts.—Patriots 522, Browns 463)

(PS Pts.—Browns 20, Patriots 13)

*\*AFC Wild Card Playoff*

### CLEVELAND vs. NEW ORLEANS

RS: Browns lead series, 13-6

1967—Browns, 42-7 (NO)

1968—Browns, 24-10 (NO)

Browns, 35-17 (C)

1969—Browns, 27-17 (NO)

1971—Browns, 21-17 (NO)

1975—Browns, 17-16 (C)

1978—Browns, 24-16 (NO)

1981—Browns, 20-17 (C)

1984—Saints, 16-14 (C)

1987—Saints, 28-21 (NO)

1990—Saints, 25-20 (NO)

1993—Browns, 17-13 (C)

1999—Browns, 21-16 (NO)

2002—Browns, 24-15 (NO)

2006—Saints, 19-14 (C)

2010—Browns, 30-17 (NO)

2014—Browns, 26-24 (C)

2018—Saints, 21-18 (NO)

2022—Saints, 17-10 (C)

(RS Pts.—Browns 425, Saints 328)

### CLEVELAND vs. N.Y. GIANTS

RS: Browns lead series, 27-21-2;

PS: Series tied, 1-1

1950—Giants, 6-0 (C)

Giants, 17-13 (NY)

\*Browns, 8-3 (C)

1951—Browns, 14-13 (C)

Browns, 10-0 (NY)

1952—Giants, 17-9 (C)

Giants, 37-34 (NY)

1953—Browns, 7-0 (NY)

Browns, 62-14 (C)

1954—Browns, 24-14 (C)

Browns, 16-7 (NY)

1955—Browns, 24-14 (C)

Tie, 35-35 (NY)

1956—Giants, 21-9 (C)

Browns, 24-7 (NY)

1957—Browns, 6-3 (C)

Browns, 34-28 (NY)

1958—Giants, 21-17 (C)

Giants, 13-10 (NY)

\*Giants, 10-0 (NY)

1959—Giants, 10-6 (C)

Giants, 48-7 (NY)

1960—Giants, 17-13 (C)

Browns, 48-34 (NY)

1961—Giants, 37-21 (C)

Tie, 7-7 (NY)

1962—Browns, 17-7 (C)

Giants, 17-13 (NY)

1963—Browns, 35-24 (NY)

Giants, 33-6 (C)

1964—Browns, 42-20 (C)

Browns, 52-20 (NY)

1965—Browns, 38-14 (NY)

Browns, 34-21 (C)

1966—Browns, 28-7 (NY)

Browns, 49-40 (C)

1967—Giants, 38-34 (NY)

Browns, 24-14 (C)

1968—Browns, 45-10 (C)

1969—Browns, 28-17 (C)

Giants, 27-14 (NY)

1973—Browns, 12-10 (C)

1977—Browns, 21-7 (NY)

1985—Browns, 35-33 (NY)

1991—Giants, 13-10 (NY)

1994—Giants, 16-13 (C)

2000—Giants, 24-3 (C)

2004—Giants, 27-10 (NY)

2008—Browns, 35-14 (C)

2012—Giants, 41-27 (NY)

2016—Giants, 27-13 (C)

2020—Browns, 20-6 (NY)

(RS Pts.—Browns 1,108, Giants 947)

(PS Pts.—Giants 13, Browns 8)

*\*Conference Playoff*

### CLEVELAND vs. N.Y. JETS

RS: Browns lead series, 15-14;

PS: Browns lead series, 1-0

1970—Browns, 31-21 (C)

1972—Browns, 26-10 (NY)

1976—Browns, 38-17 (C)

1978—Browns, 37-34 (C) OT

1979—Browns, 25-22 (NY) OT

1980—Browns, 17-14 (C)

1981—Jets, 14-13 (C)

1983—Browns, 10-7 (C)

1984—Jets, 24-20 (C)

1985—Jets, 37-10 (NY)

1986—\*Browns, 23-20 (C) 2OT

1988—Jets, 23-3 (C)

1989—Browns, 38-24 (C)

1990—Jets, 24-21 (NY)

1991—Jets, 17-14 (C)

1994—Browns, 27-7 (C)

2002—Browns, 24-21 (NY)

2004—Jets, 10-7 (C)

2006—Browns, 20-13 (C)

2007—Browns, 24-18 (NY)

2010—Jets, 26-20 (NY) OT

2013—Jets, 24-13 (NY)

2015—Jets, 31-10 (NY)

## ALL-TIME TEAM VS. TEAM RESULTS

2016—Jets, 31-28 (C)  
 2017—Jets, 17-14 (C)  
 2018—Browns, 21-17 (C)  
 2019—Browns, 23-3 (NY)  
 2020—Jets, 23-16 (NY)  
 2022—Jets, 31-30 (C)  
 2023—Browns, 37-20 (C)  
 (RS Pts.—Browns 617, Jets 580)  
 (PS Pts.—Browns 23, Jets 20)  
*\*AFC Divisional Playoff*  
**CLEVELAND vs. PHILADELPHIA**  
 RS: Browns lead series, 32-17-1  
 1950—Browns, 35-10 (P)  
     Browns, 13-7 (C)  
 1951—Browns, 20-17 (C)  
     Browns, 24-9 (P)  
 1952—Browns, 49-7 (P)  
     Eagles, 28-20 (C)  
 1953—Browns, 37-13 (C)  
     Eagles, 42-27 (P)  
 1954—Eagles, 28-10 (P)  
     Browns, 6-0 (C)  
 1955—Browns, 21-17 (C)  
     Eagles, 33-17 (P)  
 1956—Browns, 16-0 (P)  
     Browns, 17-14 (C)  
 1957—Browns, 24-7 (C)  
     Eagles, 17-7 (P)  
 1958—Browns, 28-14 (C)  
     Browns, 21-14 (P)  
 1959—Browns, 28-7 (C)  
     Browns, 28-21 (P)  
 1960—Browns, 41-24 (P)  
     Eagles, 31-29 (C)  
 1961—Eagles, 27-20 (P)  
     Browns, 45-24 (C)  
 1962—Eagles, 35-7 (P)  
     Tie, 14-14 (C)  
 1963—Browns, 37-7 (C)  
     Browns, 23-17 (P)  
 1964—Browns, 28-20 (P)  
     Browns, 38-24 (C)  
 1965—Browns, 35-17 (P)  
     Browns, 38-34 (C)  
 1966—Browns, 27-7 (C)  
     Eagles, 33-21 (P)  
 1967—Eagles, 28-24 (P)  
 1968—Browns, 47-13 (C)  
 1969—Browns, 27-20 (P)  
 1972—Browns, 27-17 (P)  
 1976—Browns, 24-3 (C)  
 1979—Browns, 24-19 (P)  
 1982—Eagles, 24-21 (C)  
 1988—Browns, 19-3 (C)  
 1991—Eagles, 32-30 (C)  
 1994—Browns, 26-7 (P)  
 2000—Eagles, 35-24 (C)  
 2004—Eagles, 34-31 (C) OT  
 2008—Eagles, 30-10 (P)  
 2012—Eagles, 17-16 (C)  
 2016—Eagles, 29-10 (P)  
 2020—Browns, 22-17 (C)  
 (RS Pts.—Browns 1,233, Eagles 947)  
**CLEVELAND vs. PITTSBURGH**  
 RS: Steelers lead series, 79-62-1;  
 PS: Steelers lead series, 2-1  
 1950—Browns, 30-17 (P)  
     Browns, 45-7 (C)  
 1951—Browns, 17-0 (C)  
     Browns, 28-0 (P)  
 1952—Browns, 21-20 (P)  
     Browns, 29-28 (C)  
 1953—Browns, 34-16 (C)  
     Browns, 20-16 (P)  
 1954—Steelers, 55-27 (P)  
     Browns, 42-7 (C)  
 1955—Browns, 41-14 (C)  
     Browns, 30-7 (P)

1956—Browns, 14-10 (P)  
     Steelers, 24-16 (C)  
 1957—Browns, 23-12 (P)  
     Browns, 24-0 (C)  
 1958—Browns, 45-12 (P)  
     Browns, 27-10 (C)  
 1959—Steelers, 17-7 (P)  
     Steelers, 21-20 (C)  
 1960—Browns, 28-20 (C)  
     Steelers, 14-10 (P)  
 1961—Browns, 30-28 (P)  
     Steelers, 17-13 (C)  
 1962—Browns, 41-14 (P)  
     Browns, 35-14 (C)  
 1963—Browns, 35-23 (C)  
     Steelers, 9-7 (P)  
 1964—Steelers, 23-7 (C)  
     Browns, 30-17 (P)  
 1965—Browns, 24-19 (C)  
     Browns, 42-21 (P)  
 1966—Browns, 41-10 (C)  
     Steelers, 16-6 (P)  
 1967—Browns, 21-10 (C)  
     Browns, 34-14 (P)  
 1968—Browns, 31-24 (C)  
     Browns, 45-24 (P)  
 1969—Browns, 42-31 (C)  
     Browns, 24-3 (P)  
 1970—Browns, 15-7 (C)  
     Steelers, 28-9 (P)  
 1971—Browns, 27-17 (C)  
     Steelers, 26-9 (P)  
 1972—Browns, 26-24 (C)  
     Steelers, 30-0 (P)  
 1973—Steelers, 33-6 (P)  
     Browns, 21-16 (C)  
 1974—Steelers, 20-16 (P)  
     Steelers, 26-16 (C)  
 1975—Steelers, 42-6 (C)  
     Steelers, 31-17 (P)  
 1976—Steelers, 31-14 (P)  
     Browns, 18-16 (C)  
 1977—Steelers, 28-14 (C)  
     Steelers, 35-31 (P)  
 1978—Steelers, 15-9 (P) OT  
     Steelers, 34-14 (C)  
 1979—Steelers, 51-35 (C)  
     Steelers, 33-30 (P) OT  
 1980—Browns, 27-26 (C)  
     Steelers, 16-13 (P)  
 1981—Steelers, 13-7 (P)  
     Steelers, 32-10 (C)  
 1982—Browns, 10-9 (C)  
     Steelers, 37-21 (P)  
 1983—Steelers, 44-17 (P)  
     Browns, 30-17 (C)  
 1984—Browns, 20-10 (C)  
     Steelers, 23-20 (P)  
 1985—Browns, 17-7 (C)  
     Steelers, 10-9 (P)  
 1986—Browns, 27-24 (P)  
     Browns, 37-31 (C) OT  
 1987—Browns, 34-10 (C)  
     Browns, 19-13 (P)  
 1988—Browns, 23-9 (P)  
     Browns, 27-7 (C)  
 1989—Browns, 51-0 (P)  
     Steelers, 17-7 (C)  
 1990—Browns, 13-3 (C)  
     Steelers, 35-0 (P)  
 1991—Browns, 17-14 (C)  
     Steelers, 17-10 (P)  
 1992—Browns, 17-9 (C)  
     Steelers, 23-13 (P)  
 1993—Browns, 28-23 (C)  
     Steelers, 16-9 (P)

1994—Steelers, 17-10 (C)  
     Steelers, 17-7 (P)  
     \*Steelers, 29-9 (P)  
 1995—Steelers, 20-3 (P)  
     Steelers, 20-17 (C)  
 1999—Steelers, 43-0 (C)  
     Browns, 16-15 (P)  
 2000—Browns, 23-20 (C)  
     Steelers, 22-0 (P)  
 2001—Steelers, 15-12 (C) OT  
     Steelers, 28-7 (P)  
 2002—Steelers, 16-13 (P) OT  
     Steelers, 23-20 (C)  
     \*\*Steelers, 36-33 (P)  
 2003—Browns, 33-13 (P)  
     Steelers, 13-6 (C)  
 2004—Steelers, 34-23 (P)  
     Steelers, 24-10 (C)  
 2005—Steelers, 34-21 (P)  
     Steelers, 41-0 (C)  
 2006—Steelers, 24-20 (C)  
     Steelers, 27-7 (P)  
 2007—Steelers, 34-7 (C)  
     Steelers, 31-28 (P)  
 2008—Steelers, 10-6 (C)  
     Steelers, 31-0 (P)  
 2009—Steelers, 27-14 (P)  
     Browns, 13-6 (C)  
 2010—Steelers, 28-10 (P)  
     Steelers, 41-9 (C)  
 2011—Steelers, 14-3 (P)  
     Steelers, 13-9 (C)  
 2012—Browns, 20-14 (C)  
     Steelers, 24-10 (P)  
 2013—Steelers, 27-11 (C)  
     Steelers, 20-7 (P)  
 2014—Steelers, 30-27 (P)  
     Browns, 31-10 (C)  
 2015—Steelers, 30-9 (P)  
     Steelers, 28-12 (C)  
 2016—Steelers, 24-9 (C)  
     Steelers, 27-24 (P) OT  
 2017—Steelers, 21-18 (C)  
     Steelers, 28-24 (P)  
 2018—Tie, 21-21 (C) OT  
     Steelers, 33-18 (P)  
 2019—Browns, 21-7 (C)  
     Steelers, 20-13 (P)  
 2020—Steelers, 38-7 (P)  
     Browns, 24-22 (C)  
     \*\*Browns, 48-37 (P)  
 2021—Steelers, 15-10 (C)  
     Steelers, 26-14 (P)  
 2022—Browns, 29-17 (C)  
     Steelers, 28-14 (P)  
 2023—Steelers, 26-22 (P)  
     Browns, 13-10 (C)  
 (RS Pts.—Steelers 2,929, Browns 2,707)  
 (PS Pts.—Steelers 102, Browns 90)  
*\*AFC Divisional Playoff*  
*\*\*AFC Wild Card Playoff*  
**CLEVELAND vs. SAN FRANCISCO**  
 RS: Browns lead series, 13-8  
 1950—Browns, 34-14 (C)  
 1951—49ers, 24-10 (SF)  
 1953—Browns, 23-21 (C)  
 1955—Browns, 38-3 (SF)  
 1959—49ers, 21-20 (C)  
 1962—Browns, 13-10 (SF)  
 1968—Browns, 33-21 (SF)  
 1970—49ers, 34-31 (SF)  
 1974—Browns, 7-0 (C)  
 1978—Browns, 24-7 (C)  
 1981—Browns, 15-12 (SF)  
 1984—49ers, 41-7 (C)  
 1987—49ers, 38-24 (SF)  
 1990—49ers, 20-17 (SF)  
 1993—Browns, 23-13 (C)

## ALL-TIME TEAM VS. TEAM RESULTS

2003—Browns, 13-12 (SF)  
 2007—Browns, 20-7 (C)  
 2011—49ers, 20-10 (SF)  
 2015—Browns, 24-10 (C)  
 2019—49ers, 31-3 (SF)  
 2023—Browns, 19-17 (C)  
 (RS Pts.—Browns 408, 49ers 376)

### CLEVELAND vs. SEATTLE

RS: Seahawks lead series, 14-6  
 1977—Seahawks, 20-19 (S)  
 1978—Seahawks, 47-24 (S)  
 1979—Seahawks, 29-24 (C)  
 1980—Browns, 27-3 (S)  
 1981—Seahawks, 42-21 (S)  
 1982—Browns, 21-7 (S)  
 1983—Seahawks, 24-9 (C)  
 1984—Seahawks, 33-0 (S)  
 1985—Seahawks, 31-13 (S)  
 1988—Seahawks, 16-10 (C)  
 1989—Browns, 17-7 (S)  
 1993—Seahawks, 22-5 (S)  
 1994—Browns, 35-9 (C)  
 2001—Seahawks, 9-6 (C)  
 2003—Seahawks, 34-7 (S)  
 2007—Browns, 33-30 (C) OT  
 2011—Browns, 6-3 (C)  
 2015—Seahawks, 30-13 (S)  
 2019—Seahawks, 32-28 (C)  
 2023—Seahawks, 24-20 (S)  
 (RS Pts.—Seahawks 452, Browns 338)

### CLEVELAND vs. TAMPA BAY

RS: Browns lead series, 7-4  
 1976—Browns, 24-7 (TB)  
 1980—Browns, 34-27 (TB)  
 1983—Browns, 20-0 (C)  
 1989—Browns, 42-31 (TB)  
 1995—Browns, 22-6 (C)  
 2002—Buccaneers 17-3 (TB)  
 2006—Buccaneers, 22-7 (C)  
 2010—Buccaneers, 17-14 (TB)  
 2014—Browns, 22-17 (C)  
 2018—Buccaneers, 26-23 (TB) OT  
 2022—Browns, 23-17 (C) OT  
 (RS Pts.—Browns 234, Buccaneers 187)

### CLEVELAND vs. TENNESSEE

RS: Browns lead series, 37-31;  
 PS: Titans lead series, 1-0  
 1970—Browns, 28-14 (C)  
     Browns, 21-10 (H)  
 1971—Browns, 31-0 (C)  
     Browns, 37-24 (H)  
 1972—Browns, 23-17 (H)  
     Browns, 20-0 (C)  
 1973—Browns, 42-13 (C)  
     Browns, 23-13 (H)  
 1974—Browns, 20-7 (C)  
     Oilers, 28-24 (H)  
 1975—Oilers, 40-10 (C)  
     Oilers, 21-10 (H)  
 1976—Browns, 21-7 (H)  
     Browns, 13-10 (C)  
 1977—Browns, 24-23 (H)  
     Oilers, 19-15 (C)  
 1978—Oilers, 16-13 (C)  
     Oilers, 14-10 (H)  
 1979—Oilers, 31-10 (H)  
     Browns, 14-7 (C)  
 1980—Oilers, 16-7 (C)  
     Browns, 17-14 (H)  
 1981—Oilers, 9-3 (C)  
     Oilers, 17-13 (H)  
 1982—Browns, 20-14 (H)  
 1983—Browns, 25-19 (C) OT  
     Oilers, 34-27 (H)  
 1984—Browns, 27-10 (C)  
     Browns, 27-20 (H)  
 1985—Browns, 21-6 (H)  
     Browns, 28-21 (C)

1986—Browns, 23-20 (H)  
     Browns, 13-10 (C) OT  
 1987—Oilers, 15-10 (C)  
     Browns, 40-7 (H)  
 1988—Oilers, 24-17 (H)  
     Browns, 28-23 (C)  
     \*\*Oilers, 24-23 (C)  
 1989—Browns, 28-17 (C)  
     Browns, 24-20 (H)  
 1990—Oilers, 35-23 (C)  
     Oilers, 58-14 (H)  
 1991—Oilers, 28-24 (H)  
     Oilers, 17-14 (C)  
 1992—Browns, 24-14 (H)  
     Oilers, 17-14 (C)  
 1993—Oilers, 27-20 (C)  
     Oilers, 19-17 (H)  
 1994—Browns, 11-8 (H)  
     Browns, 34-10 (C)  
 1995—Browns, 14-7 (H)  
     Oilers, 37-10 (C)  
 1999—Titans, 26-9 (T)  
     Titans, 33-21 (C)  
 2000—Titans, 24-10 (T)  
     Titans, 24-0 (C)  
 2001—Titans, 31-15 (C)  
     Browns, 41-38 (T)  
 2002—Browns, 31-28 (T) OT  
 2005—Browns, 20-14 (C)  
 2008—Titans, 28-9 (T)  
 2011—Titans, 31-13 (C)  
 2014—Browns, 29-28 (T)  
 2015—Browns, 28-14 (C)  
 2016—Titans, 28-26 (T)  
 2017—Titans, 12-9 (C) OT  
 2019—Titans, 43-13 (C)  
 2020—Browns, 41-35 (T)  
 2023—Browns, 27-3 (C)  
 (RS Pts.—Browns 1,368, Titans 1,347)  
 (PS Pts.—Titans 24, Browns 23)

*\*Franchise in Houston prior to 1997; known as Oilers prior to 1999*

*\*\*AFC Wild Card Playoff*

### CLEVELAND vs. \*WASHINGTON

RS: Browns lead series, 35-12-1  
 1950—Browns, 20-14 (C)  
     Browns, 45-21 (W)  
 1951—Browns, 45-0 (C)  
 1952—Browns, 19-15 (C)  
     Browns, 48-24 (W)  
 1953—Browns, 30-14 (W)  
     Browns, 27-3 (C)  
 1954—Browns, 62-3 (C)  
     Browns, 34-14 (W)  
 1955—Redskins, 27-17 (C)  
     Browns, 24-14 (W)  
 1956—Redskins, 20-9 (W)  
     Redskins, 20-17 (C)  
 1957—Browns, 21-17 (C)  
     Tie, 30-30 (W)  
 1958—Browns, 20-10 (W)  
     Browns, 21-14 (C)  
 1959—Browns, 34-7 (C)  
     Browns, 31-17 (W)  
 1960—Browns, 31-10 (W)  
     Browns, 27-16 (C)  
 1961—Browns, 31-7 (C)  
     Browns, 17-6 (W)  
 1962—Redskins, 17-16 (C)  
     Redskins, 17-9 (W)  
 1963—Browns, 37-14 (C)  
     Browns, 27-20 (W)  
 1964—Browns, 27-13 (W)  
     Browns, 34-24 (C)  
 1965—Browns, 17-7 (W)  
     Browns, 24-16 (C)  
 1966—Browns, 38-14 (W)  
     Browns, 14-3 (C)

1967—Browns, 42-37 (C)  
 1968—Browns, 24-21 (W)  
 1969—Browns, 27-23 (C)  
 1971—Browns, 20-13 (W)  
 1975—Redskins, 23-7 (C)  
 1979—Redskins, 13-9 (C)  
 1985—Redskins, 14-7 (C)  
 1988—Browns, 17-13 (W)  
 1991—Redskins, 42-17 (W)  
 2004—Browns, 17-13 (C)  
 2008—Redskins, 14-11 (W)  
 2012—Redskins, 38-21 (C)  
 2016—Redskins, 31-20 (W)  
 2020—Browns, 34-20 (C)  
 2022—Browns, 24-10 (W)  
 (RS Pts.—Browns 1,200, Commanders 793)  
*\*Franchise known as Redskins prior to 2020; Washington Football Team prior to 2022*

### DALLAS vs. ARIZONA

RS: Cowboys lead series, 56-34-1;  
 PS: Cardinals lead series, 1-0;  
 See Arizona vs. Dallas

### DALLAS vs. ATLANTA

RS: Cowboys lead series, 17-11;  
 PS: Cowboys lead series, 2-0;  
 See Atlanta vs. Dallas

### DALLAS vs. BALTIMORE

RS: Ravens lead series, 5-1;  
 See Baltimore vs. Dallas

### DALLAS vs. BUFFALO

RS: Series tied, 6-6;  
 PS: Cowboys lead series, 2-0;  
 See Buffalo vs. Dallas

### DALLAS vs. CAROLINA

RS: Cowboys lead series, 11-3;  
 PS: Panthers lead series, 2-0;  
 See Carolina vs. Dallas

### DALLAS vs. CHICAGO

RS: Cowboys lead series, 14-12;  
 PS: Cowboys lead series, 2-0;  
 See Chicago vs. Dallas

### DALLAS vs. CINCINNATI

RS: Cowboys lead series, 10-4;  
 See Cincinnati vs. Dallas

### DALLAS vs. CLEVELAND

RS: Browns lead series, 16-13;  
 PS: Browns lead series, 2-1;  
 See Cleveland vs. Dallas

### DALLAS vs. DENVER

RS: Broncos lead series, 9-4;  
 PS: Cowboys lead series, 1-0  
 1973—Cowboys, 22-10 (Den)  
 1977—Cowboys, 14-6 (Dal)  
     \*Cowboys, 27-10 (New Orleans)

1980—Broncos, 41-20 (Den)

1986—Broncos, 29-14 (Den)

1992—Cowboys, 31-27 (Den)

1995—Cowboys, 31-21 (Dal)

1998—Broncos, 42-23 (Den)

2001—Broncos, 26-24 (Dal)

2005—Broncos, 24-21 (Dal) OT

2009—Broncos, 17-10 (Den)

2013—Broncos, 51-48 (Dal)

2017—Broncos, 42-17 (Den)

2021—Broncos, 30-16 (Dal)

(RS Pts.—Broncos 366, Cowboys 291)

(PS Pts.—Cowboys 27, Broncos 10)

*\*Super Bowl XII*

### DALLAS vs. DETROIT

RS: Cowboys lead series, 17-11;  
 PS: Cowboys lead series, 2-1  
 1960—Lions, 23-14 (Det)  
 1963—Cowboys, 17-14 (Dal)  
 1968—Cowboys, 59-13 (Dal)  
 1970—\*Cowboys, 5-0 (Dal)  
 1972—Cowboys, 28-24 (Dal)  
 1975—Cowboys, 36-10 (Det)  
 1977—Cowboys, 37-0 (Dal)

## ALL-TIME TEAM VS. TEAM RESULTS

1981—Lions, 27-24 (Det)  
 1985—Lions, 26-21 (Det)  
 1986—Cowboys, 31-7 (Det)  
 1987—Lions, 27-17 (Det)  
 1991—Lions, 34-10 (Det)  
     \*Lions, 38-6 (Det)  
 1992—Cowboys, 37-3 (Det)  
 1994—Lions, 20-17 (Dal) OT  
 2001—Lions, 15-10 (Det)  
 2002—Lions, 9-7 (Det)  
 2003—Cowboys, 38-7 (Det)  
 2004—Cowboys, 31-21 (Dal)  
 2005—Cowboys, 20-7 (Dal)  
 2006—Lions, 39-31 (Dal)  
 2007—Cowboys, 28-27 (Det)  
 2010—Cowboys, 35-19 (Dal)  
 2011—Lions, 34-30 (Dal)  
 2013—Lions, 31-30 (Det)  
 2014—\*\*Cowboys, 24-20 (Dal)  
 2016—Cowboys, 42-21 (Dal)  
 2018—Cowboys, 26-24 (Dal)  
 2019—Cowboys, 35-27 (Det)  
 2022—Cowboys, 24-6 (Dal)  
 2023—Cowboys, 20-19 (Dal)  
 (RS Pts.—Cowboys 755, Lions 534)  
 (PS Pts.—Lions 58, Cowboys 35)  
 \*NFC Divisional Playoff  
 \*\*NFC Wild Card Playoff  
**DALLAS vs. GREEN BAY**  
 RS: Packers lead series, 17-13;  
 PS: Packers lead, 5-4  
 1960—Packers, 41-7 (GB)  
 1964—Packers, 45-21 (D)  
 1965—Packers, 13-3 (Mil)  
 1966—\*Packers, 34-27 (D)  
 1967—\*Packers, 21-17 (GB)  
 1968—Packers, 28-17 (D)  
 1970—Cowboys, 16-3 (D)  
 1972—Packers, 16-13 (Mil)  
 1975—Packers, 19-17 (D)  
 1978—Cowboys, 42-14 (Mil)  
 1980—Cowboys, 28-7 (Mil)  
 1982—\*\*Cowboys, 37-26 (D)  
 1984—Cowboys, 20-6 (D)  
 1989—Packers, 31-13 (GB)  
     Packers, 20-10 (D)  
 1991—Cowboys, 20-17 (Mil)  
 1993—Cowboys, 36-14 (D)  
     \*\*\*Cowboys, 27-17 (D)  
 1994—Cowboys, 42-31 (D)  
     \*\*\*Cowboys, 35-9 (D)  
 1995—Cowboys, 34-24 (D)  
     \*\*\*\*Cowboys, 38-27 (D)  
 1996—Cowboys, 21-6 (D)  
 1997—Packers, 45-17 (GB)  
 1999—Cowboys, 27-13 (D)  
 2004—Packers, 41-20 (GB)  
 2007—Cowboys, 37-27 (D)  
 2008—Cowboys, 27-16 (GB)  
 2009—Packers, 17-7 (GB)  
 2010—Packers, 45-7 (GB)  
 2013—Packers, 37-36 (D)  
 2014—\*\*\*Packers, 26-21 (GB)  
 2015—Packers, 28-7 (GB)  
 2016—Cowboys, 30-16 (GB)  
     \*\*\*Packers, 34-31 (D)  
 2017—Packers, 35-31 (D)  
 2019—Packers, 34-24 (D)  
 2022—Packers, 31-28 (GB) OT  
 2023—\*\*\*\*Packers, 48-32 (D)  
 (RS Pts.—Packers 720, Cowboys 658)  
 (PS Pts.—Cowboys 265, Packers 242)  
 \*NFL Championship  
 \*\*NFC Second-Round Playoff  
 \*\*\*NFC Divisional Playoff  
 \*\*\*\*NFC Championship  
 \*\*\*\*\*NFC Wild Card Playoff

**DALLAS vs. HOUSTON**  
 RS: Cowboys lead series, 4-2  
 2002—Texans, 19-10 (H)  
 2006—Cowboys, 34-6 (D)  
 2010—Cowboys, 27-13 (H)  
 2014—Cowboys, 20-17 (D) OT  
 2018—Texans, 19-16 (H) OT  
 2022—Cowboys, 27-23 (D)  
 (RS Pts.—Cowboys 134, Texans 97)  
**DALLAS vs. \*INDIANAPOLIS**  
 RS: Cowboys lead series, 11-6;  
 PS: Colts lead series, 1-0  
 1960—Colts, 45-7 (D)  
 1967—Colts, 23-17 (B)  
 1969—Cowboys, 27-10 (D)  
 1970—\*\*Colts, 16-13 (Miami)  
 1972—Cowboys, 21-0 (B)  
 1976—Cowboys, 30-27 (D)  
 1978—Cowboys, 38-0 (D)  
 1981—Cowboys, 37-13 (B)  
 1984—Cowboys, 22-3 (D)  
 1993—Cowboys, 27-3 (I)  
 1996—Colts, 25-24 (D)  
 1999—Colts, 34-24 (I)  
 2002—Colts, 20-3 (I)  
 2006—Cowboys, 21-14 (D)  
 2010—Cowboys, 38-35 (I) OT  
 2014—Cowboys, 42-7 (D)  
 2018—Colts, 23-0 (I)  
 2022—Cowboys, 54-19 (D)  
 (RS Pts.—Cowboys 432, Colts 301)  
 (PS Pts.—Colts 16, Cowboys 13)  
 \*Franchise in Baltimore prior to 1984  
 \*\*Super Bowl V  
**DALLAS vs. JACKSONVILLE**  
 RS: Series tied, 4-4  
 1997—Cowboys, 26-22 (D)  
 2000—Jaguars, 23-17 (D) OT  
 2002—Cowboys, 21-19 (D)  
 2006—Jaguars, 24-17 (J)  
 2010—Jaguars, 35-17 (D)  
 2014—Cowboys, 31-17 (London)  
 2018—Cowboys, 40-7 (D)  
 2022—Jaguars, 40-34 (J) OT  
 (RS Pts.—Cowboys 203, Jaguars 187)  
**DALLAS vs. KANSAS CITY**  
 RS: Cowboys lead series, 7-5  
 1970—Cowboys, 27-16 (KC)  
 1975—Chiefs, 34-31 (D)  
 1983—Cowboys, 41-21 (D)  
 1989—Chiefs, 36-28 (KC)  
 1992—Cowboys, 17-10 (D)  
 1995—Cowboys, 24-12 (D)  
 1998—Chiefs, 20-17 (KC)  
 2005—Cowboys, 31-28 (D)  
 2009—Cowboys, 26-20 (KC) OT  
 2013—Chiefs, 17-16 (KC)  
 2017—Cowboys, 28-17 (D)  
 2021—Chiefs, 19-9 (KC)  
 (RS Pts.—Cowboys 295, Chiefs 250)  
**DALLAS vs. \*LAS VEGAS**  
 RS: Raiders lead series, 7-6  
 1974—Raiders, 27-23 (O)  
 1980—Cowboys, 29-13 (O)  
 1983—Raiders, 40-38 (D)  
 1986—Raiders, 17-13 (D)  
 1992—Cowboys, 28-13 (LA)  
 1995—Cowboys, 34-21 (O)  
 1998—Raiders, 13-12 (D)  
 2001—Raiders, 28-21 (O)  
 2005—Raiders, 19-13 (O)  
 2009—Cowboys, 24-7 (D)  
 2013—Cowboys, 31-24 (D)  
 2017—Cowboys, 20-17 (O)  
 2021—Raiders, 36-33 (D) OT  
 (RS Pts.—Cowboys 309, Raiders 275)  
 \*Franchise in Los Angeles from 1982-94, in Oakland from 1960-81 and from 1995-2019

**DALLAS vs. \*L.A. CHARGERS**  
 RS: Cowboys lead series, 8-5  
 1972—Cowboys, 34-28 (SD)  
 1980—Cowboys, 42-31 (D)  
 1983—Chargers, 24-23 (SD)  
 1986—Cowboys, 24-21 (SD)  
 1990—Cowboys, 17-14 (D)  
 1995—Cowboys, 23-9 (SD)  
 2001—Chargers, 32-21 (D)  
 2005—Cowboys, 28-24 (SD)  
 2009—Chargers, 20-17 (D)  
 2013—Chargers, 30-21 (SD)  
 2017—Chargers, 28-6 (D)  
 2021—Cowboys, 20-17 (LA)  
 2023—Cowboys, 20-17 (LA)  
 (RS Pts.—Cowboys 296, Chargers 295)  
 \*Franchise in San Diego from 1961-2016  
**DALLAS vs. \*L.A. RAMS**  
 RS: Cowboys lead series, 16-13;  
 PS: Rams lead series, 5-4  
 1960—Rams, 38-13 (D)  
 1962—Cowboys, 27-17 (LA)  
 1967—Rams, 35-13 (D)  
 1969—Rams, 24-23 (LA)  
 1971—Cowboys, 28-21 (D)  
 1973—Rams, 37-31 (LA)  
     \*\*Cowboys, 27-16 (D)  
 1975—Cowboys, 18-7 (D)  
     \*\*\*Cowboys, 37-7 (LA)  
 1976—\*\*Rams, 14-12 (D)  
 1978—Rams, 27-14 (LA)  
     \*\*\*Cowboys, 28-0 (LA)  
 1979—Cowboys, 30-6 (D)  
     \*\*Rams, 21-19 (D)  
 1980—Rams, 38-14 (LA)  
     \*\*\*Cowboys, 34-13 (D)  
 1981—Cowboys, 29-17 (D)  
 1983—\*\*\*\*Rams, 24-17 (D)  
 1984—Cowboys, 20-13 (LA)  
 1985—\*\*Rams, 20-0 (LA)  
 1986—Rams, 29-10 (LA)  
 1987—Cowboys, 29-21 (LA)  
 1989—Rams, 35-31 (D)  
 1990—Cowboys, 24-21 (LA)  
 1992—Rams, 27-23 (D)  
 2002—Cowboys, 13-10 (StL)  
 2005—Rams, 20-10 (D)  
 2007—Cowboys, 35-7 (D)  
 2008—Rams, 34-14 (StL)  
 2011—Cowboys, 34-7 (D)  
 2013—Cowboys, 31-7 (D)  
 2014—Cowboys, 34-31 (StL)  
 2017—Rams, 35-30 (D)  
 2018—\*\*Rams, 30-22 (LA)  
 2019—Cowboys, 44-21 (D)  
 2020—Rams, 20-17 (LA)  
 2022—Cowboys, 22-10 (LA)  
 2023—Cowboys, 43-20 (D)  
 (RS Pts.—Cowboys 704, Rams 635)  
 (PS Pts.—Cowboys 196, Rams 145)  
 \*Franchise in St. Louis from 1995-2015  
 \*\*NFC Divisional Playoff  
 \*\*\*NFC Championship  
 \*\*\*\*NFC Wild Card Playoff  
**DALLAS vs. MIAMI**  
 RS: Dolphins lead series, 8-7;  
 PS: Cowboys lead series, 1-0  
 1971—\*Cowboys, 24-3 (New Orleans)  
 1973—Dolphins, 14-7 (D)  
 1978—Dolphins, 23-16 (M)  
 1981—Cowboys, 28-27 (D)  
 1984—Dolphins, 28-21 (M)  
 1987—Dolphins, 20-14 (D)  
 1989—Dolphins, 17-14 (D)  
 1993—Dolphins, 16-14 (D)  
 1996—Cowboys, 29-10 (M)  
 1999—Cowboys, 20-0 (D)  
 2003—Dolphins, 40-21 (D)

## ALL-TIME TEAM VS. TEAM RESULTS

2007—Cowboys, 37-20 (M)  
 2011—Cowboys, 20-19 (D)  
 2015—Cowboys, 24-14 (M)  
 2019—Cowboys, 31-6 (D)  
 2023—Dolphins, 22-20 (M)  
 (RS Pts.—Cowboys 316, Dolphins 276)  
 (PS Pts.—Cowboys 24, Dolphins 3)  
*\*Super Bowl VI*

### DALLAS vs. MINNESOTA

RS: Cowboys lead series, 15-12;

PS: Cowboys lead series, 4-3

1961—Cowboys, 21-7 (D)

Cowboys, 28-0 (M)

1966—Cowboys, 28-17 (D)

1968—Cowboys, 20-7 (M)

1970—Vikings, 54-13 (M)

1971—\*Cowboys, 20-12 (M)

1973—\*\*Vikings, 27-10 (D)

1974—Vikings, 23-21 (D)

1975—\*Cowboys, 17-14 (M)

1977—Cowboys, 16-10 (M) OT

\*\*Cowboys, 23-6 (D)

1978—Vikings, 21-10 (D)

1979—Cowboys, 36-20 (M)

1982—Vikings, 31-27 (M)

1983—Cowboys, 37-24 (M)

1987—Vikings, 44-38 (D) OT

1988—Vikings, 43-3 (D)

1993—Cowboys, 37-20 (M)

1995—Cowboys, 23-17 (M) OT

1996—\*\*\*Cowboys, 40-15 (D)

1998—Vikings, 46-36 (D)

1999—Vikings, 27-17 (M)

\*\*\*Vikings, 27-10 (M)

2000—Vikings, 27-15 (D)

2004—Vikings, 35-17 (M)

2007—Cowboys, 24-14 (D)

2009—\*Vikings, 34-3 (M)

2010—Vikings, 24-21 (M)

2013—Cowboys, 27-23 (D)

2016—Cowboys, 17-15 (M)

2019—Vikings, 28-24 (D)

2020—Cowboys, 31-28 (M)

2021—Cowboys, 20-16 (M)

2022—Cowboys, 40-3 (M)

(RS Pts.—Cowboys 647, Vikings 624)

(PS Pts.—Vikings 135, Cowboys 123)

*\*NFC Divisional Playoff*

*\*\*NFC Championship*

*\*\*\*NFC Wild Card Playoff*

### DALLAS vs. NEW ENGLAND

RS: Cowboys lead series, 9-6

1971—Cowboys, 44-21 (D)

1975—Cowboys, 34-31 (NE)

1978—Cowboys, 17-10 (D)

1981—Cowboys, 35-21 (NE)

1984—Cowboys, 20-17 (D)

1987—Cowboys, 23-17 (NE) OT

1996—Cowboys, 12-6 (D)

1999—Patriots, 13-6 (NE)

2003—Patriots, 12-0 (NE)

2007—Patriots, 48-27 (D)

2011—Patriots, 20-16 (NE)

2015—Patriots, 30-6 (D)

2019—Patriots, 13-9 (NE)

2021—Cowboys, 35-29 (NE) OT

2023—Cowboys, 38-3 (D)

(RS Pts.—Cowboys 322, Patriots 291)

### DALLAS vs. NEW ORLEANS

RS: Cowboys lead series, 18-13

1967—Cowboys, 14-10 (D)

Cowboys, 27-10 (NO)

1968—Cowboys, 17-3 (NO)

1969—Cowboys, 21-17 (NO)

Cowboys, 33-17 (D)

1971—Saints, 24-14 (NO)

1973—Cowboys, 40-3 (D)

1976—Cowboys, 24-6 (NO)

1978—Cowboys, 27-7 (D)

1982—Cowboys, 21-7 (D)

1983—Cowboys, 21-20 (D)

1984—Cowboys, 30-27 (D) OT

1988—Saints, 20-17 (NO)

1989—Saints, 28-0 (NO)

1990—Cowboys, 17-13 (D)

1991—Cowboys, 23-14 (D)

1994—Cowboys, 24-16 (NO)

1998—Saints, 22-3 (NO)

1999—Saints, 31-24 (NO)

2003—Saints, 13-7 (NO)

2004—Saints, 27-13 (D)

2006—Saints, 42-17 (D)

2009—Cowboys, 24-17 (NO)

2010—Saints, 30-27 (D)

2012—Saints, 34-31 (D) OT

2013—Saints, 49-17 (NO)

2014—Cowboys, 38-17 (D)

2015—Saints, 26-20 (NO) OT

2018—Cowboys, 13-10 (D)

2019—Saints, 12-10 (NO)

2021—Cowboys, 27-17 (NO)

(RS Pts.—Cowboys 641, Saints 589)

### DALLAS vs. N.Y. GIANTS

RS: Cowboys lead series, 75-46-2;

PS: Giants lead series, 1-0

1960—Tie, 31-31 (NY)

1961—Giants, 31-10 (D)

Cowboys, 17-16 (NY)

1962—Giants, 41-10 (D)

Giants, 41-31 (NY)

1963—Giants, 37-21 (NY)

Giants, 34-27 (D)

1964—Tie, 13-13 (D)

Cowboys, 31-21 (NY)

1965—Cowboys, 31-2 (D)

Cowboys, 38-20 (NY)

1966—Cowboys, 52-7 (D)

Cowboys, 17-7 (NY)

1967—Cowboys, 38-24 (D)

1968—Giants, 27-21 (D)

Cowboys, 28-10 (NY)

1969—Cowboys, 25-3 (D)

1970—Cowboys, 28-10 (D)

Giants, 23-20 (NY)

1971—Cowboys, 20-13 (D)

Cowboys, 42-14 (NY)

1972—Cowboys, 23-14 (NY)

Giants, 23-3 (D)

1973—Cowboys, 45-28 (D)

Cowboys, 23-10 (New Haven)

1974—Giants, 14-6 (D)

Cowboys, 21-7 (New Haven)

1975—Cowboys, 13-7 (NY)

Cowboys, 14-3 (D)

1976—Cowboys, 24-14 (NY)

Cowboys, 9-3 (D)

1977—Cowboys, 41-21 (D)

Cowboys, 24-10 (NY)

1978—Cowboys, 34-24 (NY)

Cowboys, 24-3 (D)

1979—Cowboys, 16-14 (NY)

Cowboys, 28-7 (D)

1980—Cowboys, 24-3 (D)

Giants, 38-35 (NY)

1981—Cowboys, 18-10 (D)

Giants, 13-10 (NY) OT

1983—Cowboys, 28-13 (D)

Cowboys, 38-20 (NY)

1984—Giants, 28-7 (NY)

Giants, 19-7 (D)

1985—Cowboys, 30-29 (NY)

Cowboys, 28-21 (D)

1986—Cowboys, 31-28 (D)

Giants, 17-14 (NY)

1987—Cowboys, 16-14 (NY)

Cowboys, 33-24 (D)

1988—Giants, 12-10 (D)

Giants, 29-21 (NY)

1989—Giants, 30-13 (D)

Giants, 15-0 (NY)

1990—Giants, 28-7 (D)

Giants, 31-17 (NY)

1991—Cowboys, 21-16 (D)

Giants, 22-9 (NY)

1992—Cowboys, 34-28 (NY)

Cowboys, 30-3 (D)

1993—Cowboys, 31-9 (D)

Cowboys, 16-13 (NY) OT

1994—Cowboys, 38-10 (D)

Giants, 15-10 (NY)

1995—Cowboys, 35-0 (NY)

Cowboys, 21-20 (D)

1996—Cowboys, 27-0 (D)

Giants, 20-6 (NY)

1997—Giants, 20-17 (NY)

Giants, 20-7 (D)

1998—Cowboys, 31-7 (NY)

Cowboys, 16-6 (D)

1999—Giants, 13-10 (NY)

Cowboys, 26-18 (D)

2000—Giants, 19-14 (NY)

Giants, 17-13 (D)

2001—Giants, 27-24 (NY) OT

Cowboys, 20-13 (D)

2002—Giants, 21-17 (D)

Giants, 37-7 (NY)

2003—Cowboys, 35-32 (NY) OT

Cowboys, 19-3 (D)

2004—Giants, 26-10 (D)

Giants, 28-24 (NY)

2005—Cowboys, 16-13 (D) OT

Giants, 17-10 (NY)

2006—Giants, 36-22 (D)

Cowboys, 23-20 (NY)

2007—Cowboys, 45-35 (D)

Cowboys, 31-20 (NY)

\*Giants, 21-17 (D)

2008—Giants, 35-14 (NY)

Cowboys, 20-8 (D)

2009—Giants, 33-31 (D)

Giants, 31-24 (NY)

2010—Giants, 41-35 (D)

Cowboys, 33-20 (NY)

2011—Giants, 37-34 (D)

Giants, 31-14 (NY)

2012—Cowboys, 24-17 (NY)

Giants, 29-24 (D)

2013—Cowboys, 36-31 (D)

Cowboys, 24-21 (NY)

2014—Cowboys, 31-21 (D)

Cowboys, 31-28 (NY)

2015—Cowboys, 27-26 (D)

Giants, 27-20 (NY)

2016—Giants, 20-19 (D)

Giants, 10-7 (NY)

2017—Cowboys, 19-3 (D)

Cowboys, 30-10 (NY)

2018—Cowboys, 20-13 (D)

Cowboys, 36-35 (NY)

2019—Cowboys, 35-17 (D)

Cowboys, 37-18 (NY)

2020—Cowboys, 37-34 (D)

Giants, 23-19 (NY)

2021—Cowboys, 44-20 (D)

Cowboys, 21-6 (NY)

2022—Cowboys, 23-16 (NY)

Cowboys, 28-20 (D)

2023—Cowboys, 40-0 (NY)

Cowboys, 49-17 (D)

(RS Pts.—Cowboys 2,887, Giants 2,351)

(PS Pts.—Giants 21, Cowboys 17)

*\*NFC Divisional Playoff*

## ALL-TIME TEAM VS. TEAM RESULTS

### DALLAS vs. N.Y. JETS

RS: Cowboys lead series, 8-5  
 1971—Cowboys, 52-10 (D)  
 1975—Cowboys, 31-21 (NY)  
 1978—Cowboys, 30-7 (NY)  
 1987—Cowboys, 38-24 (NY)  
 1990—Jets, 24-9 (NY)  
 1993—Cowboys, 28-7 (NY)  
 1999—Jets, 22-21 (D)  
 2003—Cowboys, 17-6 (NY)  
 2007—Cowboys, 34-3 (D)  
 2011—Jets, 27-24 (NY)  
 2015—Jets, 19-16 (D)  
 2019—Jets, 24-22 (NY)  
 2023—Cowboys, 30-10 (D)  
 (RS Pts.—Cowboys 352, Jets 204)

### DALLAS vs. PHILADELPHIA

RS: Cowboys lead series, 71-55;  
 PS: Cowboys lead series, 3-1  
 1960—Eagles, 27-25 (D)  
 1961—Eagles, 43-7 (D)  
     Eagles, 35-13 (P)  
 1962—Cowboys, 41-19 (D)  
     Eagles, 28-14 (P)  
 1963—Eagles, 24-21 (P)  
     Cowboys, 27-20 (D)  
 1964—Eagles, 17-14 (D)  
     Eagles, 24-14 (P)  
 1965—Eagles, 35-24 (D)  
     Cowboys, 21-19 (P)  
 1966—Cowboys, 56-7 (D)  
     Eagles, 24-23 (P)  
 1967—Eagles, 21-14 (P)  
     Cowboys, 38-17 (D)  
 1968—Cowboys, 45-13 (P)  
     Cowboys, 34-14 (D)  
 1969—Cowboys, 38-7 (P)  
     Cowboys, 49-14 (D)  
 1970—Cowboys, 17-7 (P)  
     Cowboys, 21-17 (D)  
 1971—Cowboys, 42-7 (P)  
     Cowboys, 20-7 (D)  
 1972—Cowboys, 28-6 (D)  
     Cowboys, 28-7 (P)  
 1973—Eagles, 30-16 (P)  
     Cowboys, 31-10 (D)  
 1974—Eagles, 13-10 (P)  
     Cowboys, 31-24 (D)  
 1975—Cowboys, 20-17 (P)  
     Cowboys, 27-17 (D)  
 1976—Cowboys, 27-7 (D)  
     Cowboys, 26-7 (P)  
 1977—Cowboys, 16-10 (P)  
     Cowboys, 24-14 (D)  
 1978—Cowboys, 14-7 (D)  
     Cowboys, 31-13 (P)  
 1979—Eagles, 31-21 (D)  
     Cowboys, 24-17 (P)  
 1980—Eagles, 17-10 (P)  
     Cowboys, 35-27 (D)  
     \*Eagles, 20-7 (P)  
 1981—Cowboys, 17-14 (P)  
     Cowboys, 21-10 (D)  
 1982—Eagles, 24-20 (D)  
 1983—Cowboys, 37-7 (D)  
     Cowboys, 27-20 (P)  
 1984—Cowboys, 23-17 (D)  
     Cowboys, 26-10 (P)  
 1985—Eagles, 16-14 (P)  
     Cowboys, 34-17 (D)  
 1986—Cowboys, 17-14 (D)  
     Eagles, 23-21 (D)  
 1987—Cowboys, 41-22 (D)  
     Eagles, 37-20 (P)  
 1988—Eagles, 24-23 (P)  
     Eagles, 23-7 (D)  
 1989—Eagles, 27-0 (D)  
     Eagles, 20-10 (P)

1990—Eagles, 21-20 (D)  
     Eagles, 17-3 (P)  
 1991—Eagles, 24-0 (D)  
     Cowboys, 25-13 (P)  
 1992—Eagles, 31-7 (P)  
     Cowboys, 20-10 (D)  
     \*\*Cowboys, 34-10 (D)  
 1993—Cowboys, 23-10 (P)  
     Cowboys, 23-17 (D)  
 1994—Cowboys, 24-13 (D)  
     Cowboys, 31-19 (P)  
 1995—Cowboys, 34-12 (D)  
     Eagles, 20-17 (P)  
     \*\*Cowboys, 30-11 (D)  
 1996—Cowboys, 23-19 (P)  
     Eagles, 31-21 (D)  
 1997—Cowboys, 21-20 (D)  
     Eagles, 13-12 (P)  
 1998—Cowboys, 34-0 (P)  
     Cowboys, 13-9 (D)  
 1999—Eagles, 13-10 (P)  
     Cowboys, 20-10 (D)  
 2000—Eagles, 41-14 (D)  
     Eagles, 16-13 (P) OT  
 2001—Eagles, 40-18 (P)  
     Eagles, 36-3 (D)  
 2002—Eagles, 44-13 (P)  
     Eagles, 27-3 (D)  
 2003—Cowboys, 23-21 (D)  
     Eagles, 36-10 (P)  
 2004—Eagles, 49-21 (D)  
     Eagles, 12-7 (P)  
 2005—Cowboys, 33-10 (D)  
     Cowboys, 21-20 (P)  
 2006—Eagles, 38-24 (P)  
     Eagles, 23-7 (D)  
 2007—Cowboys, 38-17 (P)  
     Eagles, 10-6 (D)  
 2008—Cowboys, 41-37 (D)  
     Eagles, 44-6 (P)  
 2009—Cowboys, 20-16 (P)  
     Cowboys, 24-0 (D)  
     \*\*\*Cowboys, 34-14 (D)  
 2010—Eagles, 30-27 (D)  
     Cowboys, 14-13 (P)  
 2011—Eagles, 34-7 (P)  
     Eagles, 20-7 (D)  
 2012—Cowboys, 38-23 (P)  
     Cowboys, 38-33 (D)  
 2013—Cowboys, 17-3 (P)  
     Eagles, 24-22 (D)  
 2014—Eagles, 33-10 (D)  
     Cowboys, 38-27 (P)  
 2015—Cowboys, 20-10 (P)  
     Eagles, 33-27 (D) OT  
 2016—Cowboys, 29-23 (D) OT  
     Eagles, 27-13 (P)  
 2017—Eagles, 37-9 (D)  
     Cowboys, 6-0 (P)  
 2018—Cowboys, 27-20 (P)  
     Cowboys, 29-23 (D) OT  
 2019—Cowboys, 37-10 (D)  
     Eagles, 17-9 (P)  
 2020—Eagles, 23-9 (P)  
     Cowboys, 37-17 (D)  
 2021—Cowboys, 41-21 (D)  
     Cowboys, 51-26 (P)  
 2022—Eagles, 26-17 (P)  
     Cowboys, 40-34 (D)  
 2023—Eagles, 28-23 (P)  
     Cowboys, 33-13 (D)  
 (RS Pts.—Cowboys 2,796, Eagles 2,532)  
 (PS Pts.—Cowboys 105, Eagles 55)  
 \*NFC Championship  
 \*\*NFC Divisional Playoff  
 \*\*\*NFC Wild Card Playoff

### DALLAS vs. PITTSBURGH

RS: Cowboys lead series, 16-14;  
 PS: Steelers lead series, 2-1  
 1960—Steelers, 35-28 (D)  
 1961—Cowboys, 27-24 (D)  
     Steelers, 37-7 (P)  
 1962—Steelers, 30-28 (D)  
     Cowboys, 42-27 (P)  
 1963—Steelers, 27-21 (P)  
     Steelers, 24-19 (D)  
 1964—Steelers, 23-17 (P)  
     Cowboys, 17-14 (D)  
 1965—Steelers, 22-13 (P)  
     Cowboys, 24-17 (D)  
 1966—Cowboys, 52-21 (D)  
     Cowboys, 20-7 (P)  
 1967—Cowboys, 24-21 (P)  
 1968—Cowboys, 28-7 (D)  
 1969—Cowboys, 10-7 (P)  
 1972—Cowboys, 17-13 (D)  
 1975—\*Steelers, 21-17 (Miami)  
 1977—Steelers, 28-13 (P)  
 1978—\*\*Steelers, 35-31 (Miami)  
 1979—Steelers, 14-3 (P)  
 1982—Steelers, 36-28 (D)  
 1985—Cowboys, 27-13 (D)  
 1988—Steelers, 24-21 (P)  
 1991—Cowboys, 20-10 (D)  
 1994—Cowboys, 26-9 (P)  
 1995—\*\*\*Cowboys, 27-17 (Tempe)  
 1997—Cowboys, 37-7 (P)  
 2004—Steelers, 24-20 (D)  
 2008—Steelers, 20-13 (P)  
 2012—Cowboys, 27-24 (D) OT  
 2016—Cowboys, 35-30 (P)  
 2020—Steelers, 24-19 (D)  
 (RS Pts.—Cowboys 683, Steelers 619)  
 (PS Pts.—Cowboys 75, Steelers 73)  
 \*Super Bowl X  
 \*\*Super Bowl XIII  
 \*\*\*Super Bowl XXX  
**DALLAS vs. SAN FRANCISCO**  
 RS: 49ers lead series, 16-14-1;  
 PS: Cowboys lead series, 5-4  
 1960—49ers, 26-14 (D)  
 1963—49ers, 31-24 (SF)  
 1965—Cowboys, 39-31 (D)  
 1967—49ers, 24-16 (SF)  
 1969—Tie, 24-24 (D)  
 1970—\*Cowboys, 17-10 (SF)  
 1971—\*Cowboys, 14-3 (D)  
 1972—49ers, 31-10 (D)  
     \*\*Cowboys, 30-28 (SF)  
 1974—Cowboys, 20-14 (D)  
 1977—Cowboys, 42-35 (SF)  
 1979—Cowboys, 21-13 (SF)  
 1980—Cowboys, 59-14 (D)  
 1981—49ers, 45-14 (SF)  
     \*49ers, 28-27 (SF)  
 1983—49ers, 42-17 (SF)  
 1985—49ers, 31-16 (SF)  
 1989—49ers, 31-14 (D)  
 1990—49ers, 24-6 (D)  
 1992—\*Cowboys, 30-20 (SF)  
 1993—Cowboys, 26-17 (D)  
     \*Cowboys, 38-21 (D)  
 1994—49ers, 21-14 (SF)  
     \*49ers, 38-28 (SF)  
 1995—49ers, 38-20 (D)  
 1996—Cowboys, 20-17 (SF) OT  
 1997—49ers, 17-10 (SF)  
 2000—49ers, 41-24 (D)  
 2001—Cowboys, 27-21 (D)  
 2002—49ers, 31-27 (D)  
 2005—Cowboys, 34-31 (SF)  
 2008—Cowboys, 35-22 (D)  
 2011—Cowboys, 27-24 (SF) OT  
 2014—49ers, 28-17 (D)



## ALL-TIME TEAM VS. TEAM RESULTS

2016—Cowboys, 24-17 (SF)  
 2017—Cowboys, 40-10 (SF)  
 2020—Cowboys, 41-33 (D)  
 2021—\*\*49ers, 23-17 (D)  
 2022—\*\*49ers, 19-12 (SF)  
 2023—49ers, 42-10 (SF)  
 (RS Pts.—49ers 826, Cowboys 732)  
 (PS Pts.—Cowboys 213, 49ers 190)

*\*NFC Championship*

*\*\*NFC Divisional Playoff*

*\*\*\*NFC Wild Card Playoff*

### DALLAS vs. SEATTLE

RS: Cowboys lead series, 11-9;

PS: Series tied, 1-1

1976—Cowboys, 28-13 (S)  
 1980—Cowboys, 51-7 (D)  
 1983—Cowboys, 35-10 (S)  
 1986—Seahawks, 31-14 (D)  
 1992—Cowboys, 27-0 (D)  
 1998—Cowboys, 30-22 (D)  
 2001—Seahawks, 29-3 (S)  
 2002—Seahawks, 17-14 (D)  
 2004—Cowboys, 43-39 (S)  
 2005—Seahawks, 13-10 (S)  
 2006—\*Seahawks, 21-20 (S)  
 2008—Cowboys, 34-9 (D)  
 2009—Cowboys, 38-17 (D)  
 2011—Cowboys, 23-13 (D)  
 2012—Seahawks, 27-7 (S)  
 2014—Cowboys, 30-23 (S)  
 2015—Seahawks, 13-12 (D)  
 2017—Seahawks, 21-12 (D)  
 2018—Seahawks, 24-13 (S)  
 \*Cowboys, 24-22 (D)  
 2020—Seahawks, 38-31 (S)  
 2023—Cowboys, 41-35 (D)  
 (RS Pts.—Cowboys 496, Seahawks 401)  
 (PS Pts.—Cowboys 44, Seahawks 43)

*\*NFC Wild Card Playoff*

### DALLAS vs. TAMPA BAY

RS: Cowboys lead series, 13-6;

PS: Cowboys lead series, 3-0

1977—Cowboys, 23-7 (D)  
 1980—Cowboys, 28-17 (D)  
 1981—\*Cowboys, 38-0 (D)  
 1982—Cowboys, 14-9 (D)  
 \*\*Cowboys, 30-17 (D)  
 1983—Cowboys, 27-24 (D) OT  
 1990—Cowboys, 14-10 (D)  
 Cowboys, 17-13 (TB)  
 2000—Buccaneers, 27-7 (TB)  
 2001—Buccaneers, 10-6 (D)  
 2003—Buccaneers, 16-0 (TB)  
 2006—Cowboys, 38-10 (D)  
 2008—Cowboys, 13-9 (D)  
 2009—Cowboys, 34-21 (TB)  
 2011—Cowboys, 31-15 (TB)  
 2012—Cowboys, 16-10 (D)  
 2015—Buccaneers, 10-6 (TB)  
 2016—Cowboys, 26-20 (D)  
 2018—Cowboys, 27-20 (D)  
 2021—Buccaneers, 31-29 (TB)  
 2022—Buccaneers, 19-3 (D)  
 \*\*Cowboys, 31-14 (TB)  
 (RS Pts.—Cowboys 359, Buccaneers 298)  
 (PS Pts.—Cowboys 99, Buccaneers 31)

*\*NFC Divisional Playoff*

*\*\*NFC First-Round/Wild Card Playoff*

### DALLAS vs. TENNESSEE

RS: Cowboys lead series, 9-7

1970—Cowboys, 52-10 (D)

1974—Cowboys, 10-0 (H)  
 1979—Oilers, 30-24 (D)  
 1982—Cowboys, 37-7 (H)  
 1985—Cowboys, 17-10 (H)  
 1988—Oilers, 25-17 (D)  
 1991—Oilers, 26-23 (H) OT  
 1994—Cowboys, 20-17 (D)

1997—Oilers, 27-14 (D)  
 2000—Titans, 31-0 (T)  
 2002—Cowboys, 21-13 (D)  
 2006—Cowboys, 45-14 (T)  
 2010—Titans, 34-27 (D)  
 2014—Cowboys, 26-10 (T)  
 2018—Titans, 28-14 (D)  
 2022—Cowboys, 27-13 (T)  
 (RS Pts.—Cowboys 374, Titans 295)

*\*Franchise in Houston prior to 1997; known as Oilers prior to 1999*

### DALLAS vs. WASHINGTON

RS: Cowboys lead series, 78-46-2;

PS: Commanders lead series, 2-0

1960—Redskins, 26-14 (W)  
 1961—Tie, 28-28 (D)  
 Redskins, 34-24 (W)  
 1962—Tie, 35-35 (D)  
 Cowboys, 38-10 (W)  
 1963—Redskins, 21-17 (W)  
 Cowboys, 35-20 (D)  
 1964—Cowboys, 24-18 (D)  
 Redskins, 28-16 (W)  
 1965—Cowboys, 27-7 (D)  
 Redskins, 34-31 (W)  
 1966—Cowboys, 31-30 (W)  
 Redskins, 34-31 (D)  
 1967—Cowboys, 17-14 (W)  
 Redskins, 27-20 (D)  
 1968—Cowboys, 44-24 (W)  
 Cowboys, 29-20 (D)  
 1969—Cowboys, 41-28 (W)  
 Cowboys, 20-10 (D)  
 1970—Cowboys, 45-21 (W)  
 Cowboys, 34-0 (D)  
 1971—Redskins, 20-16 (D)  
 Cowboys, 13-0 (W)  
 1972—Redskins, 24-20 (W)  
 Cowboys, 34-24 (D)  
 \*Redskins, 26-3 (W)  
 1973—Redskins, 14-7 (W)  
 Cowboys, 27-7 (D)  
 1974—Redskins, 28-21 (W)  
 Cowboys, 24-23 (D)  
 1975—Redskins, 30-24 (W) OT  
 Cowboys, 31-10 (D)  
 1976—Cowboys, 20-7 (W)  
 Redskins, 27-14 (D)  
 1977—Cowboys, 34-16 (D)  
 Cowboys, 14-7 (W)  
 1978—Redskins, 9-5 (W)  
 Cowboys, 37-10 (D)  
 1979—Redskins, 34-20 (W)  
 Cowboys, 35-34 (D)  
 1980—Cowboys, 17-3 (W)  
 Cowboys, 14-10 (D)  
 1981—Cowboys, 26-10 (W)  
 Cowboys, 24-10 (D)  
 1982—Cowboys, 24-10 (W)  
 \*\*Redskins, 31-17 (W)  
 1983—Cowboys, 31-30 (W)  
 Redskins, 31-10 (D)  
 1984—Redskins, 34-14 (W)  
 Redskins, 30-28 (D)  
 1985—Cowboys, 44-14 (D)  
 Cowboys, 13-7 (W)  
 1986—Cowboys, 30-6 (D)  
 Redskins, 41-14 (W)  
 1987—Redskins, 13-7 (D)  
 Redskins, 24-20 (W)  
 1988—Redskins, 35-17 (D)  
 Cowboys, 24-17 (W)  
 1989—Redskins, 30-7 (D)  
 Cowboys, 13-3 (W)  
 1990—Redskins, 19-15 (W)  
 Cowboys, 27-17 (D)  
 1991—Redskins, 33-31 (D)  
 Cowboys, 24-21 (W)

1992—Cowboys, 23-10 (D)  
 Redskins, 20-17 (W)  
 1993—Redskins, 35-16 (W)  
 Cowboys, 38-3 (D)  
 1994—Cowboys, 34-7 (W)  
 Cowboys, 31-7 (D)  
 1995—Redskins, 27-23 (W)  
 Redskins, 24-17 (D)  
 1996—Cowboys, 21-10 (D)  
 Redskins, 37-10 (W)  
 1997—Redskins, 21-16 (W)  
 Cowboys, 17-14 (D)  
 1998—Cowboys, 31-10 (W)  
 Cowboys, 23-7 (D)  
 1999—Cowboys, 41-35 (W) OT  
 Cowboys, 38-20 (D)  
 2000—Cowboys, 27-21 (W)  
 Cowboys, 32-13 (D)  
 2001—Cowboys, 9-7 (D)  
 Cowboys, 20-14 (W)  
 2002—Cowboys, 27-20 (D)  
 Redskins, 20-14 (W)  
 2003—Cowboys, 21-14 (D)  
 Cowboys, 27-0 (W)  
 2004—Cowboys, 21-18 (W)  
 Cowboys, 13-10 (D)  
 2005—Redskins, 14-13 (D)  
 Redskins, 35-7 (W)  
 2006—Cowboys, 27-10 (D)  
 Redskins, 22-19 (W)  
 2007—Cowboys, 28-23 (D)  
 Redskins, 27-6 (W)  
 2008—Redskins, 26-24 (D)  
 Cowboys, 14-10 (W)  
 2009—Cowboys, 7-6 (D)  
 Cowboys, 17-0 (W)  
 2010—Redskins, 13-7 (W)  
 Cowboys, 33-30 (D)  
 2011—Cowboys, 18-16 (D)  
 Cowboys, 27-24 (W) OT  
 2012—Redskins, 38-31 (D)  
 Redskins, 28-18 (W)  
 2013—Cowboys, 31-16 (D)  
 Cowboys, 24-23 (W)  
 2014—Redskins, 20-17 (D) OT  
 Cowboys, 44-17 (W)  
 2015—Cowboys, 19-16 (W)  
 Redskins, 34-23 (D)  
 2016—Cowboys, 27-23 (W)  
 Cowboys, 31-26 (D)  
 2017—Cowboys, 33-19 (W)  
 Cowboys, 38-14 (D)  
 2018—Redskins, 20-17 (W)  
 Cowboys, 31-23 (D)  
 2019—Cowboys, 31-21 (W)  
 Cowboys, 47-16 (D)  
 2020—Washington, 25-3 (W)  
 Washington, 41-16 (D)  
 2021—Cowboys, 27-20 (W)  
 Cowboys, 56-14 (D)  
 2022—Cowboys, 25-10 (D)  
 Commanders, 26-6 (W)  
 2023—Cowboys, 45-10 (D)  
 Cowboys, 38-10 (W)  
 (RS Pts.—Cowboys 3,003, Commanders 2,431)  
 (PS Pts.—Commanders 57, Cowboys 20)  
*\*Franchise known as Redskins prior to 2020;  
 known as Washington Football Team prior to 2022  
 \*\*NFC Championship*

### DENVER vs. ARIZONA

RS: Broncos lead series, 10-1-1;

See Arizona vs. Denver

### DENVER vs. ATLANTA

RS: Broncos lead series, 8-7;

PS: Broncos lead series, 1-0;

See Atlanta vs. Denver

## ALL-TIME TEAM VS. TEAM RESULTS

### DENVER vs. BALTIMORE

RS: Ravens lead series, 8-6;  
PS: Ravens lead series, 2-0;  
See Baltimore vs. Denver

### DENVER vs. BUFFALO

RS: Bills lead series, 22-17-1;  
PS: Bills lead series, 1-0;  
See Buffalo vs. Denver

### DENVER vs. CAROLINA

RS: Broncos lead series, 5-2;  
PS: Broncos lead series, 1-0;  
See Carolina vs. Denver

### DENVER vs. CHICAGO

RS: Broncos lead series, 9-8;  
See Chicago vs. Denver

### DENVER vs. CINCINNATI

RS: Broncos lead series, 22-11;  
See Cincinnati vs. Denver

### DENVER vs. CLEVELAND

RS: Broncos lead series, 22-7;  
PS: Broncos lead series, 3-0;  
See Cleveland vs. Denver

### DENVER vs. DALLAS

RS: Broncos lead series, 9-4;  
PS: Cowboys lead series, 1-0;  
See Dallas vs. Denver

### DENVER vs. DETROIT

RS: Broncos lead series, 9-6  
1971—Lions, 24-20 (Den)  
1974—Broncos, 31-27 (Det)  
1978—Lions, 17-14 (Det)  
1981—Broncos, 27-21 (Den)  
1984—Broncos, 28-7 (Det)  
1987—Broncos, 34-0 (Den)  
1990—Lions, 40-27 (Det)  
1999—Broncos, 17-7 (Det)  
2003—Broncos, 20-16 (Den)  
2007—Lions, 44-7 (Det)  
2011—Lions, 45-10 (Den)  
2015—Broncos, 24-12 (Det)  
2019—Broncos, 27-17 (Den)  
2021—Broncos, 38-10 (Den)  
2023—Lions, 42-17 (Det)  
(RS Pts.—Broncos 341, Lions 329)

### DENVER vs. GREEN BAY

RS: Series tied, 7-7-1;  
PS: Broncos lead series, 1-0  
1971—Packers, 34-13 (Mil)  
1975—Broncos, 23-13 (D)  
1978—Broncos, 16-3 (D)  
1984—Broncos, 17-14 (D)  
1987—Tie, 17-17 (Mil) OT  
1990—Broncos, 22-13 (D)  
1993—Packers, 30-27 (GB)  
1996—Packers, 41-6 (GB)  
1997—\*Broncos, 31-24 (San Diego)  
1999—Broncos, 31-10 (D)  
2003—Packers, 31-3 (GB)  
2007—Packers, 19-13 (D) OT  
2011—Packers, 49-23 (GB)  
2015—Broncos, 29-10 (D)  
2019—Packers, 27-16 (GB)  
2023—Broncos, 19-17 (D)  
(RS Pts.—Packers 328, Broncos 275)  
(PS Pts.—Broncos 31, Packers 24)  
\*Super Bowl XXXII

### DENVER vs. HOUSTON

RS: Broncos lead series, 6-4  
2004—Broncos, 31-13 (D)  
2007—Texans, 31-13 (H)  
2010—Broncos, 24-23 (D)  
2012—Texans, 31-25 (D)  
2013—Broncos, 37-13 (H)  
2016—Broncos, 27-9 (D)  
2018—Texans, 19-17 (D)  
2019—Broncos, 38-24 (H)  
2022—Broncos, 16-9 (D)  
2023—Texans, 22-17 (H)  
(RS Pts.—Broncos 245, Texans 194)

### DENVER vs. \*INDIANAPOLIS

RS: Broncos lead series, 14-12;  
PS: Colts lead series, 3-0  
1974—Broncos, 17-6 (B)  
1977—Broncos, 27-13 (D)  
1978—Colts, 7-6 (B)  
1981—Broncos, 28-10 (D)  
1983—Broncos, 17-10 (B)  
Broncos, 21-19 (D)  
1985—Broncos, 15-10 (I)  
1988—Colts, 55-23 (I)  
1989—Broncos, 14-3 (D)  
1990—Broncos, 27-17 (I)  
1993—Broncos, 35-13 (D)  
2001—Colts, 29-10 (I)  
2002—Colts, 23-20 (D) OT  
2003—Broncos, 31-17 (I)  
\*\*Colts, 41-10 (I)  
2004—Broncos, 33-14 (D)  
\*\*Colts, 49-24 (I)  
2006—Colts, 34-31 (D)  
2007—Colts, 38-20 (I)  
2009—Colts, 28-16 (I)  
2010—Colts, 27-13 (D)  
2013—Colts, 39-33 (I)  
2014—Broncos, 31-24 (D)  
\*\*\*Colts, 24-13 (D)  
2015—Colts, 27-24 (I)  
2016—Broncos, 34-20 (D)  
2017—Broncos, 25-13 (I)  
2019—Colts, 15-13 (I)  
2022—Colts, 12-9 (D) OT  
(RS Pts.—Broncos 573, Colts 523)  
(PS Pts.—Colts 114, Broncos 47)  
\*Franchise in Baltimore prior to 1984  
\*\*AFC Wild Card Playoff  
\*\*\*AFC Divisional Playoff

### DENVER vs. JACKSONVILLE

RS: Broncos lead series, 7-6;  
PS: Series tied, 1-1  
1995—Broncos, 31-23 (D)  
1996—\*Jaguars, 30-27 (D)  
1997—\*\*Broncos, 42-17 (D)  
1998—Broncos, 37-24 (D)  
1999—Jaguars, 27-24 (J)  
2004—Jaguars, 7-6 (J)  
2005—Broncos, 20-7 (J)  
2007—Jaguars, 23-14 (D)  
2008—Jaguars, 24-17 (D)  
2010—Jaguars, 24-17 (J)  
2013—Broncos, 35-19 (D)  
2016—Broncos, 20-10 (J)  
2019—Jaguars, 26-24 (D)  
2021—Broncos, 23-13 (J)  
2022—Broncos, 21-17 (London)  
(RS Pts.—Broncos 289, Jaguars 244)  
(PS Pts.—Broncos 69, Jaguars 47)  
\*AFC Divisional Playoff  
\*\*AFC Wild Card Playoff

### DENVER vs. \*KANSAS CITY

RS: Chiefs lead series, 72-55;  
PS: Broncos lead series, 1-0  
1960—Texans, 17-14 (D)  
Texans, 34-7 (Dal)  
1961—Texans, 19-12 (D)  
Texans, 49-21 (Dal)  
1962—Texans, 24-3 (D)  
Texans, 17-10 (Dal)  
1963—Chiefs, 59-7 (D)  
Chiefs, 52-21 (KC)  
1964—Broncos, 33-27 (D)  
Chiefs, 49-39 (KC)  
1965—Chiefs, 31-23 (D)  
Chiefs, 45-35 (KC)  
1966—Chiefs, 37-10 (KC)  
Chiefs, 56-10 (D)  
1967—Chiefs, 52-9 (KC)  
Chiefs, 38-24 (D)  
1968—Chiefs, 34-2 (KC)  
Chiefs, 30-7 (D)  
1969—Chiefs, 26-13 (D)  
Chiefs, 31-17 (KC)  
1970—Broncos, 26-13 (D)  
Chiefs, 16-0 (KC)  
1971—Chiefs, 16-3 (D)  
Chiefs, 28-10 (KC)  
1972—Chiefs, 45-24 (D)  
Chiefs, 24-21 (KC)  
1973—Chiefs, 16-14 (KC)  
Broncos, 14-10 (D)  
1974—Broncos, 17-14 (KC)  
Chiefs, 42-34 (D)  
1975—Broncos, 37-33 (D)  
Chiefs, 26-13 (KC)  
1976—Broncos, 35-26 (KC)  
Broncos, 17-16 (D)  
1977—Broncos, 23-7 (D)  
Broncos, 14-7 (KC)  
1978—Broncos, 23-17 (KC) OT  
Broncos, 24-3 (D)  
1979—Broncos, 24-10 (KC)  
Broncos, 20-3 (D)  
1980—Chiefs, 23-17 (D)  
Chiefs, 31-14 (KC)  
1981—Chiefs, 28-14 (KC)  
Broncos, 16-13 (D)  
1982—Chiefs, 37-16 (D)  
1983—Broncos, 27-24 (D)  
Chiefs, 48-17 (KC)  
1984—Broncos, 21-0 (D)  
Chiefs, 16-13 (KC)  
1985—Broncos, 30-10 (KC)  
Broncos, 14-13 (D)  
1986—Broncos, 38-17 (D)  
Chiefs, 37-10 (KC)  
1987—Broncos, 26-17 (KC)  
RS: Broncos lead series, 7-6;  
PS: Series tied, 1-1  
1988—Chiefs, 20-13 (KC)  
Broncos, 17-11 (D)  
1989—Broncos, 34-20 (D)  
Broncos, 16-13 (KC)  
1990—Broncos, 24-23 (D)  
Chiefs, 31-20 (KC)  
1991—Broncos, 19-16 (D)  
Broncos, 24-20 (KC)  
1992—Broncos, 20-19 (D)  
Chiefs, 42-20 (KC)  
1993—Chiefs, 15-7 (KC)  
Broncos, 27-21 (D)  
1994—Chiefs, 31-28 (D)  
Broncos, 20-17 (KC) OT  
1995—Chiefs, 21-7 (D)  
Chiefs, 20-17 (KC)  
1996—Chiefs, 17-14 (KC)  
Broncos, 34-7 (D)  
1997—Broncos, 19-3 (D)  
Chiefs, 24-22 (KC)  
\*\*Broncos, 14-10 (KC)  
1998—Broncos, 30-7 (KC)  
Broncos, 35-31 (D)  
1999—Chiefs, 26-10 (KC)  
Chiefs, 16-10 (D)  
2000—Chiefs, 23-22 (D)  
Chiefs, 20-7 (KC)  
2001—Broncos, 20-6 (D)  
Chiefs, 26-23 (KC) OT  
2002—Broncos, 37-34 (KC) OT  
Broncos, 31-24 (D)  
2003—Chiefs, 24-23 (KC)  
Broncos, 45-27 (D)  
2004—Broncos, 34-24 (D)  
Chiefs, 45-17 (KC)  
2005—Broncos, 30-10 (D)  
Chiefs, 31-27 (KC)  
2006—Broncos, 9-6 (D) OT  
Chiefs, 19-10 (KC)

## ALL-TIME TEAM VS. TEAM RESULTS

2007—Broncos, 27-11 (KC)  
Broncos, 41-7 (D)

2008—Chiefs, 33-19 (KC)  
Broncos, 24-17 (D)

2009—Broncos, 44-13 (KC)  
Chiefs, 44-24 (D)

2010—Broncos, 49-29 (D)  
Chiefs, 10-6 (KC)

2011—Broncos, 17-10 (KC)  
Chiefs, 7-3 (D)

2012—Broncos, 17-9 (KC)  
Broncos, 38-3 (D)

2013—Broncos, 27-17 (D)  
Broncos, 35-28 (KC)

2014—Broncos, 24-17 (D)  
Broncos, 29-16 (KC)

2015—Broncos, 31-24 (KC)  
Chiefs, 29-13 (D)

2016—Chiefs, 30-27 (D) OT  
Chiefs, 33-10 (KC)

2017—Chiefs, 29-19 (KC)  
Chiefs, 27-24 (D)

2018—Chiefs, 27-23 (D)  
Chiefs, 30-23 (KC)

2019—Chiefs, 30-6 (D)  
Chiefs, 23-3 (KC)

2020—Chiefs, 43-16 (D)  
Chiefs, 22-16 (KC)

2021—Chiefs, 22-9 (KC)  
Chiefs, 28-24 (D)

2022—Chiefs, 34-28 (D)  
Chiefs, 27-24 (KC)

2023—Chiefs, 19-8 (KC)  
Broncos, 24-9 (D)

(RS Pts.—Chiefs 2,977, Broncos 2,577)  
(PS Pts.—Broncos 14, Chiefs 10)  
*\*Franchise in Dallas prior to 1963 and known as Texans*  
*\*\*AFC Divisional Playoff*  
**DENVER vs. \*LAS VEGAS**  
RS: Raiders lead series, 72-53-2;  
PS: Series tied, 1-1

1960—Broncos, 31-14 (D)  
Raiders, 48-10 (O)

1961—Raiders, 33-19 (O)  
Broncos, 27-24 (D)

1962—Broncos, 44-7 (D)  
Broncos, 23-6 (O)

1963—Raiders, 26-10 (D)  
Raiders, 35-31 (O)

1964—Raiders, 40-7 (O)  
Tie, 20-20 (D)

1965—Raiders, 28-20 (D)  
Raiders, 24-13 (O)

1966—Raiders, 17-3 (D)  
Raiders, 28-10 (O)

1967—Raiders, 51-0 (O)  
Raiders, 21-17 (D)

1968—Raiders, 43-7 (D)  
Raiders, 33-27 (O)

1969—Raiders, 24-14 (D)  
Raiders, 41-10 (O)

1970—Raiders, 35-23 (O)  
Raiders, 24-19 (D)

1971—Raiders, 27-16 (D)  
Raiders, 21-13 (O)

1972—Broncos, 30-23 (O)  
Raiders, 37-20 (D)

1973—Tie, 23-23 (D)  
Raiders, 21-17 (O)

1974—Raiders, 28-17 (D)  
Broncos, 20-17 (O)

1975—Raiders, 42-17 (D)  
Raiders, 17-10 (D)

1976—Raiders, 17-10 (D)  
Raiders, 19-6 (O)

1977—Broncos, 30-7 (O)  
Raiders, 24-14 (D)  
*\*\*Broncos, 20-17 (D)*

1978—Broncos, 14-6 (D)  
Broncos, 21-6 (O)

1979—Raiders, 27-3 (O)  
Raiders, 14-10 (D)

1980—Raiders, 9-3 (O)  
Raiders, 24-21 (D)

1981—Broncos, 9-7 (D)  
Broncos, 17-0 (O)

1982—Raiders, 27-10 (LA)  
1983—Raiders, 22-7 (D)  
Raiders, 22-20 (LA)

1984—Broncos, 16-13 (D)  
Broncos, 22-19 (LA) OT

1985—Raiders, 31-28 (LA) OT  
Raiders, 17-14 (D) OT

1986—Broncos, 38-36 (D)  
Broncos, 21-10 (LA)

1987—Broncos, 30-14 (D)  
Broncos, 23-17 (LA)

1988—Raiders, 30-27 (D) OT  
Raiders, 21-20 (LA)

1989—Broncos, 31-21 (D)  
Raiders, 16-13 (LA) OT

1990—Raiders, 14-9 (LA)  
Raiders, 23-20 (D)

1991—Raiders, 16-13 (LA)  
Raiders, 17-16 (D)

1992—Broncos, 17-13 (D)  
Raiders, 24-0 (LA)

1993—Raiders, 23-20 (D)  
Raiders, 33-30 (LA) OT  
*\*\*\*Raiders, 42-24 (LA)*

1994—Raiders, 48-16 (D)  
Raiders, 23-13 (LA)

1995—Broncos, 27-0 (D)  
Broncos, 31-28 (O)

1996—Broncos, 22-21 (O)  
Broncos, 24-19 (D)

1997—Raiders, 28-25 (O)  
Broncos, 31-3 (D)

1998—Broncos, 34-17 (O)  
Broncos, 40-14 (D)

1999—Broncos, 16-13 (O)  
Broncos, 27-21 (D) OT

2000—Broncos, 33-24 (O)  
Broncos, 27-24 (D)

2001—Raiders, 38-28 (O)  
Broncos, 23-17 (D)

2002—Raiders, 34-10 (D)  
Raiders, 28-16 (O)

2003—Broncos, 31-10 (D)  
Broncos, 22-8 (O)

2004—Broncos, 31-3 (O)  
Raiders, 25-24 (D)

2005—Broncos, 31-17 (O)  
Broncos, 22-3 (D)

2006—Broncos, 13-3 (D)  
Broncos, 17-13 (O)

2007—Broncos, 23-20 (D) OT  
Raiders, 34-20 (O)

2008—Broncos, 41-14 (O)  
Raiders, 31-10 (D)

2009—Broncos, 23-3 (O)  
Raiders, 20-19 (D)

2010—Raiders, 59-14 (D)  
Raiders, 39-23 (O)

2011—Raiders, 23-20 (D)  
Broncos, 38-24 (O)

2012—Broncos, 37-6 (D)  
Broncos, 26-13 (O)

2013—Broncos, 37-21 (D)  
Broncos, 34-14 (O)

2014—Broncos, 41-17 (O)  
Broncos, 47-14 (D)

2015—Broncos, 16-10 (O)  
Raiders, 15-12 (D)

2016—Raiders, 30-20 (O)  
Broncos, 24-6 (D)

2017—Broncos, 16-10 (D)  
Raiders, 21-14 (O)

2018—Broncos, 20-19 (D)  
Raiders, 27-14 (O)

2019—Raiders, 24-16 (O)  
Broncos, 16-15 (D)

2020—Raiders, 37-12 (LV)  
Raiders, 32-31 (D)

2021—Raiders, 34-24 (D)  
Raiders, 17-13 (LV)

2022—Raiders, 32-23 (LV)  
Raiders, 22-16 (D) OT

2023—Raiders, 17-16 (D)  
Raiders, 27-14 (LV)

(RS Pts.—Broncos 2,746, Broncos 2,575)  
(PS Pts.—Raiders 59, Broncos 44)  
*\*Franchise in Los Angeles from 1982-94 and in Oakland from 1960-81 and from 1995-2019*  
*\*\*AFC Championship*  
*\*\*\*AFC Wild Card Playoff*  
**DENVER vs. \*L.A. CHARGERS**  
RS: Broncos lead series, 72-55-1;  
PS: Broncos lead series, 1-0

1960—Chargers, 23-19 (D)  
Chargers, 41-33 (LA)

1961—Chargers, 37-0 (SD)  
Chargers, 19-16 (D)

1962—Broncos, 30-21 (D)  
Broncos, 23-20 (SD)

1963—Broncos, 50-34 (D)  
Chargers, 58-20 (SD)

1964—Chargers, 42-14 (SD)  
Chargers, 31-20 (D)

1965—Chargers, 34-31 (SD)  
Chargers, 33-21 (D)

1966—Chargers, 24-17 (SD)  
Broncos, 20-17 (D)

1967—Chargers, 38-21 (D)  
Chargers, 24-20 (SD)

1968—Chargers, 55-24 (SD)  
Chargers, 47-23 (D)

1969—Broncos, 13-0 (D)  
Chargers, 45-24 (SD)

1970—Chargers, 24-21 (SD)  
Tie, 17-17 (D)

1971—Broncos, 20-16 (D)  
Chargers, 45-17 (SD)

1972—Chargers, 37-14 (SD)  
Broncos, 38-13 (D)

1973—Broncos, 30-19 (D)  
Broncos, 42-28 (SD)

1974—Broncos, 27-7 (D)  
Chargers, 17-0 (SD)

1975—Broncos, 27-17 (SD)  
Broncos, 13-10 (D) OT

1976—Broncos, 26-0 (D)  
Broncos, 17-0 (SD)

1977—Broncos, 17-14 (SD)  
Broncos, 17-9 (D)

1978—Broncos, 27-14 (D)  
Chargers, 23-0 (SD)

1979—Broncos, 7-0 (D)  
Chargers, 17-7 (SD)

1980—Chargers, 30-13 (D)  
Broncos, 20-13 (SD)

1981—Broncos, 42-24 (D)  
Chargers, 34-17 (SD)

1982—Chargers, 23-3 (D)  
Chargers, 30-20 (SD)

1983—Broncos, 14-6 (D)  
Chargers, 31-7 (SD)

1984—Broncos, 16-13 (SD)  
Broncos, 16-13 (D)

1985—Chargers, 30-10 (SD)  
Broncos, 30-24 (D) OT

1986—Broncos, 31-14 (SD)  
Chargers, 9-3 (D)

1987—Broncos, 31-17 (SD)  
Broncos, 24-0 (D)

## ALL-TIME TEAM VS. TEAM RESULTS

1988—Broncos, 34-3 (D)  
Broncos, 12-0 (SD)

1989—Broncos, 16-10 (D)  
Chargers, 19-16 (SD)

1990—Chargers, 19-7 (SD)  
Broncos, 20-10 (D)

1991—Broncos, 27-19 (D)  
Broncos, 17-14 (SD)

1992—Broncos, 21-13 (D)  
Chargers, 24-21 (SD)

1993—Broncos, 34-17 (D)  
Chargers, 13-10 (SD)

1994—Chargers, 37-34 (D)  
Broncos, 20-15 (SD)

1995—Chargers, 17-6 (SD)  
Broncos, 30-27 (D)

1996—Broncos, 28-17 (D)  
Chargers, 16-10 (SD)

1997—Broncos, 38-28 (SD)  
Broncos, 38-3 (D)

1998—Broncos, 27-10 (D)  
Broncos, 31-16 (SD)

1999—Broncos, 33-17 (SD)  
Chargers, 12-6 (D)

2000—Broncos, 21-7 (SD)  
Broncos, 38-37 (D)

2001—Chargers, 27-10 (SD)  
Broncos, 26-16 (D)

2002—Broncos, 26-9 (D)  
Chargers, 30-27 (SD) OT

2003—Broncos, 37-13 (SD)  
Broncos, 37-8 (D)

2004—Broncos, 23-13 (D)  
Chargers, 20-17 (SD)

2005—Broncos, 20-17 (D)  
Broncos, 23-7 (SD)

2006—Chargers, 35-27 (D)  
Chargers, 48-20 (SD)

2007—Chargers, 41-3 (D)  
Chargers, 23-3 (SD)

2008—Broncos, 39-38 (D)  
Chargers, 52-21 (SD)

2009—Broncos, 34-23 (SD)  
Chargers, 32-3 (D)

2010—Chargers, 35-14 (SD)  
Chargers, 33-28 (D)

2011—Chargers, 29-24 (D)  
Broncos, 16-13 (SD) OT

2012—Broncos, 35-24 (SD)  
Broncos, 30-23 (D)

2013—Broncos, 28-20 (SD)  
Chargers, 27-20 (D)  
\*\*Broncos, 24-17 (D)

2014—Broncos, 35-21 (D)  
Broncos, 22-10 (SD)

2015—Broncos, 17-3 (SD)  
Broncos, 27-20 (D)

2016—Chargers, 21-13 (SD)  
Broncos, 27-19 (D)

2017—Broncos, 24-21 (D)  
Chargers, 21-0 (LA)

2018—Broncos, 23-22 (LA)  
Chargers, 23-9 (D)

2019—Broncos, 20-13 (LA)  
Broncos, 23-20 (D)

2020—Broncos, 31-30 (D)  
Chargers, 19-16 (LA)

2021—Broncos, 28-13 (D)  
Chargers, 34-13 (LA)

2022—Chargers, 19-16 (LA) OT  
Broncos, 31-28 (D)

2023—Broncos, 24-7 (LA)  
Broncos, 16-9 (D)

(RS Pts.—Chargers 2,732, Broncos 2,721)  
(PS Pts.—Broncos 24, Chargers 17)  
\*Franchise in San Diego from 1961-2016  
\*\*AFC Divisional Playoff

**DENVER vs. \*L.A. RAMS**  
RS: Rams lead series, 10-5  
1972—Broncos, 16-10 (LA)  
1974—Rams, 17-10 (D)  
1979—Rams, 13-9 (D)  
1982—Broncos, 27-24 (LA)  
1985—Rams, 20-16 (LA)  
1988—Broncos, 35-24 (D)  
1994—Rams, 27-21 (LA)  
1997—Broncos, 35-14 (D)  
2000—Rams, 41-36 (StL)  
2002—Broncos, 23-16 (D)  
2006—Rams, 18-10 (StL)  
2010—Rams, 36-33 (D)  
2014—Rams, 22-7 (StL)  
2018—Rams, 23-20 (D)  
2022—Rams, 51-14 (LA)  
(RS Pts.—Rams 356, Broncos 312)  
\*Franchise in St. Louis from 1995-2015

**DENVER vs. MIAMI**  
RS: Dolphins lead series, 13-6-1;  
PS: Broncos lead series, 1-0  
1966—Dolphins, 24-7 (M)  
Broncos, 17-7 (D)  
1967—Dolphins, 35-21 (M)  
1968—Broncos, 21-14 (D)  
1969—Dolphins, 27-24 (M)  
1971—Tie, 10-10 (D)  
1975—Dolphins, 14-13 (M)  
1985—Dolphins, 30-26 (D)  
1998—Dolphins, 31-21 (M)  
\*Broncos, 38-3 (D)  
1999—Dolphins, 38-21 (D)  
2001—Dolphins, 21-10 (M)  
2002—Dolphins, 24-22 (D)  
2004—Broncos, 20-17 (D)  
2005—Dolphins, 34-10 (M)  
2008—Dolphins, 26-17 (D)  
2011—Broncos, 18-15 (M) OT  
2014—Broncos, 39-36 (D)  
2017—Dolphins, 35-9 (M)  
2020—Broncos, 20-13 (D)  
2023—Dolphins, 70-20 (M)  
(RS Pts.—Dolphins 521, Broncos 366)  
(PS Pts.—Broncos 38, Dolphins 3)

\*AFC Divisional Playoff  
**DENVER vs. MINNESOTA**  
RS: Series tied, 8-8  
1972—Vikings, 23-20 (D)  
1978—Vikings, 12-9 (M) OT  
1981—Broncos, 19-17 (D)  
1984—Broncos, 42-21 (D)  
1987—Vikings, 34-27 (M)  
1990—Vikings, 27-22 (M)  
1991—Broncos, 13-6 (M)  
1993—Vikings, 26-23 (D)  
1996—Broncos, 21-17 (M)  
1999—Vikings, 23-20 (D)  
2003—Vikings, 28-20 (M)  
2007—Broncos, 22-19 (D) OT  
2011—Broncos, 35-32 (M)  
2015—Broncos, 23-20 (D)  
2019—Vikings, 27-23 (M)  
2023—Broncos, 21-20 (D)  
(RS Pts.—Broncos 360, Vikings 352)

**DENVER vs. \*NEW ENGLAND**  
RS: Broncos lead series, 27-23;  
PS: Broncos lead series, 4-1  
1960—Broncos, 13-10 (B)  
Broncos, 31-24 (D)  
1961—Patriots, 45-17 (B)  
Patriots, 28-24 (D)  
1962—Patriots, 41-16 (B)  
Patriots, 33-29 (D)  
1963—Broncos, 14-10 (D)  
Patriots, 40-21 (B)  
1964—Patriots, 39-10 (D)  
Patriots, 12-7 (B)

1965—Broncos, 27-10 (B)  
Patriots, 28-20 (D)  
1966—Patriots, 24-10 (D)  
Broncos, 17-10 (B)  
1967—Broncos, 26-21 (D)  
1968—Patriots, 20-17 (D)  
Broncos, 35-14 (B)  
1969—Broncos, 35-7 (D)  
1972—Broncos, 45-21 (D)  
1976—Patriots, 38-14 (NE)  
1979—Broncos, 45-10 (D)  
1980—Patriots, 23-14 (NE)  
1984—Broncos, 26-19 (D)  
1986—Broncos, 27-20 (D)  
\*\*Broncos, 22-17 (D)  
1987—Broncos, 31-20 (D)  
1988—Broncos, 21-10 (D)  
1991—Broncos, 9-6 (NE)  
Broncos, 20-3 (D)  
1995—Broncos, 37-3 (NE)  
1996—Broncos, 34-8 (NE)  
1997—Broncos, 34-13 (D)  
1998—Broncos, 27-21 (D)  
1999—Patriots, 24-23 (NE)  
2000—Patriots, 28-19 (D)  
2001—Broncos, 31-20 (D)  
2002—Broncos, 24-16 (NE)  
2003—Patriots, 30-26 (D)  
2005—Broncos, 28-20 (D)  
\*\*Broncos, 27-13 (D)  
2006—Broncos, 17-7 (NE)  
2008—Patriots, 41-7 (NE)  
2009—Broncos, 20-17 (D) OT  
2011—Patriots, 41-23 (D)  
\*\*Patriots, 45-10 (NE)  
2012—Patriots, 31-21 (NE)  
2013—Patriots, 34-31 (NE) OT  
\*\*\*Broncos, 26-16 (D)  
2014—Patriots, 43-21 (NE)  
2015—Broncos, 30-24 (D) OT  
\*\*\*Broncos, 20-18 (D)  
2016—Patriots, 16-3 (D)  
2017—Patriots, 41-16 (D)  
2020—Broncos, 18-12 (NE)  
2023—Patriots, 26-23 (D)  
(RS Pts.—Broncos 1,134, Patriots 1,102)  
(PS Pts.—Patriots 109, Broncos 105)  
\*Franchise in Boston prior to 1971  
\*\*AFC Divisional Playoff  
\*\*\*AFC Championship  
**DENVER vs. NEW ORLEANS**  
RS: Broncos lead series, 9-3  
1970—Broncos, 31-6 (NO)  
1974—Broncos, 33-17 (D)  
1979—Broncos, 10-3 (D)  
1985—Broncos, 34-23 (D)  
1988—Saints, 42-0 (NO)  
1994—Saints, 30-28 (D)  
2000—Broncos, 38-23 (NO)  
2004—Broncos, 34-13 (NO)  
2008—Broncos, 34-32 (D)  
2012—Broncos, 34-14 (D)  
2016—Broncos, 25-23 (NO)  
2020—Saints, 31-3 (D)  
(RS Pts.—Broncos 304, Saints 257)

**DENVER vs. N.Y. GIANTS**  
RS: Broncos lead series, 7-6;  
PS: Giants lead series, 1-0  
1972—Giants, 29-17 (NY)  
1976—Broncos, 14-13 (D)  
1980—Broncos, 14-9 (NY)  
1986—Giants, 19-16 (NY)  
\*Giants, 39-20 (Pasadena)  
1989—Giants, 14-7 (D)  
1992—Broncos, 27-13 (D)  
1998—Giants, 20-16 (NY)  
2001—Broncos, 31-20 (D)  
2005—Giants, 24-23 (NY)  
2009—Broncos, 26-6 (D)

## ALL-TIME TEAM VS. TEAM RESULTS

2013—Broncos, 41-23 (NY)  
 2017—Giants, 23-10 (D)  
 2021—Broncos, 27-13 (NY)  
 (RS Pts.—Broncos 269, Giants 226)  
 (PS Pts.—Giants 39, Broncos 20)  
*\*Super Bowl XXI*  
**DENVER vs. \*N.Y. JETS**  
 RS: Broncos lead series, 21-18-1;  
 PS: Broncos lead series, 1-0  
 1960—Titans, 28-24 (NY)  
     Titans, 30-27 (D)  
 1961—Titans, 35-28 (NY)  
     Broncos, 27-10 (D)  
 1962—Broncos, 32-10 (NY)  
     Titans, 46-45 (D)  
 1963—Tie, 35-35 (NY)  
     Jets, 14-9 (D)  
 1964—Jets, 30-6 (NY)  
     Broncos, 20-16 (D)  
 1965—Broncos, 16-13 (D)  
     Jets, 45-10 (NY)  
 1966—Jets, 16-7 (D)  
 1967—Jets, 38-24 (D)  
     Broncos, 33-24 (NY)  
 1968—Broncos, 21-13 (NY)  
 1969—Broncos, 21-19 (D)  
 1973—Broncos, 40-28 (NY)  
 1976—Broncos, 46-3 (D)  
 1978—Jets, 31-28 (D)  
 1980—Broncos, 31-24 (D)  
 1986—Jets, 22-10 (NY)  
 1992—Broncos, 27-16 (D)  
 1993—Broncos, 26-20 (NY)  
 1994—Jets, 25-22 (NY) OT  
 1996—Broncos, 31-6 (D)  
 1998—\*\*Broncos, 23-10 (D)  
 1999—Jets, 21-13 (D)  
 2000—Broncos, 30-23 (NY)  
 2002—Jets, 19-13 (NY)  
 2005—Broncos, 27-0 (D)  
 2008—Broncos, 34-17 (NY)  
 2010—Jets, 24-20 (D)  
 2011—Broncos, 17-13 (D)  
 2014—Broncos, 31-17 (NY)  
 2017—Broncos, 23-0 (D)  
 2018—Jets, 34-16 (NY)  
 2020—Broncos, 37-28 (NY)  
 2021—Broncos, 26-0 (D)  
 2022—Jets, 16-9 (D)  
 2023—Jets, 31-21 (D)  
 (RS Pts.—Broncos 963, Jets 840)  
 (PS Pts.—Broncos 23, Jets 10)  
*\*Jets known as Titans prior to 1963*  
*\*\*AFC Championship*  
**DENVER vs. PHILADELPHIA**  
 RS: Eagles lead series, 9-5  
 1971—Eagles, 17-16 (P)  
 1975—Broncos, 25-10 (D)  
 1980—Eagles, 27-6 (P)  
 1983—Eagles, 13-10 (D)  
 1986—Broncos, 33-7 (P)  
 1989—Eagles, 28-24 (D)  
 1992—Eagles, 30-0 (P)  
 1995—Eagles, 31-13 (P)  
 1998—Broncos, 41-16 (D)  
 2005—Broncos, 49-21 (D)  
 2009—Eagles, 30-27 (P)  
 2013—Broncos, 52-20 (D)  
 2017—Eagles, 51-23 (P)  
 2021—Eagles, 30-13 (D)  
 (RS Pts.—Broncos 332, Eagles 331)  
**DENVER vs. PITTSBURGH**  
 RS: Broncos lead series, 15-10-1;  
 PS: Broncos lead series, 5-3  
 1970—Broncos, 16-13 (D)  
 1971—Broncos, 22-10 (P)  
 1973—Broncos, 23-13 (P)  
 1974—Tie, 35-35 (D) OT

1975—Steelers, 20-9 (P)  
 1977—Broncos, 21-7 (D)  
     \*Broncos, 34-21 (D)  
 1978—Steelers, 21-17 (D)  
     \*Steelers, 33-10 (P)  
 1979—Steelers, 42-7 (P)  
 1983—Broncos, 14-10 (P)  
 1984—\*Steelers, 24-17 (D)  
 1985—Broncos, 31-23 (P)  
 1986—Broncos, 21-10 (P)  
 1988—Steelers, 39-21 (P)  
 1989—Broncos, 34-7 (D)  
     \*Broncos, 24-23 (D)  
 1990—Steelers, 34-17 (D)  
 1991—Broncos, 20-13 (D)  
 1993—Broncos, 37-13 (D)  
 1997—Steelers, 35-24 (P)  
     \*\*Broncos, 24-21 (P)  
 2003—Broncos, 17-14 (D)  
 2005—\*\*Steelers, 34-17 (D)  
 2006—Broncos, 31-20 (P)  
 2007—Broncos, 31-28 (D)  
 2009—Steelers, 28-10 (D)  
 2011—\*\*\*Broncos, 29-23 (D) OT  
 2012—Broncos, 31-19 (D)  
 2015—Steelers, 34-27 (P)  
     \*Broncos, 23-16 (D)  
 2018—Broncos, 24-17 (D)  
 2020—Steelers, 26-21 (P)  
 2021—Steelers, 27-19 (P)  
 (RS Pts.—Broncos 580, Steelers 558)  
 (PS Pts.—Steelers 195, Broncos 178)  
*\*AFC Divisional Playoff*  
*\*\*AFC Championship*  
*\*\*\*AFC Wild Card Playoff*  
**DENVER vs. SAN FRANCISCO**  
 RS: Broncos lead series, 8-7;  
 PS: 49ers lead series, 1-0  
 1970—49ers, 19-14 (SF)  
 1973—49ers, 36-34 (D)  
 1979—Broncos, 38-28 (SF)  
 1982—Broncos, 24-21 (D)  
 1985—Broncos, 17-16 (D)  
 1988—Broncos, 16-13 (SF) OT  
 1989—\*49ers, 55-10 (New Orleans)  
 1994—49ers, 42-19 (SF)  
 1997—49ers, 34-17 (SF)  
 2000—Broncos, 38-9 (D)  
 2002—Broncos, 24-14 (SF)  
 2006—49ers, 26-23 (D) OT  
 2010—49ers, 24-16 (London)  
 2014—Broncos, 42-17 (D)  
 2018—49ers, 20-14 (SF)  
 2022—Broncos, 11-10 (D)  
 (RS Pts.—Broncos 347, 49ers 329)  
 (PS Pts.—49ers 55, Broncos 10)  
*\*Super Bowl XXIV*  
**DENVER vs. SEATTLE**  
 RS: Broncos lead series, 35-20;  
 PS: Seahawks lead series, 2-0  
 1977—Broncos, 24-13 (S)  
 1978—Broncos, 28-7 (D)  
     Broncos, 20-17 (S) OT  
 1979—Broncos, 37-34 (D)  
     Seahawks, 28-23 (S)  
 1980—Broncos, 36-20 (D)  
     Broncos, 25-17 (S)  
 1981—Seahawks, 13-10 (S)  
     Broncos, 23-13 (D)  
 1982—Seahawks, 17-10 (D)  
     Seahawks, 13-11 (S)  
 1983—Seahawks, 27-19 (S)  
     Broncos, 38-27 (D)  
     \*Seahawks, 31-7 (S)  
 1984—Seahawks, 27-24 (D)  
     Broncos, 31-14 (S)  
 1985—Broncos, 13-10 (D) OT  
     Broncos, 27-24 (S)

1986—Broncos, 20-13 (D)  
     Seahawks, 41-16 (S)  
 1987—Broncos, 40-17 (D)  
     Seahawks, 28-21 (S)  
 1988—Seahawks, 21-14 (D)  
     Seahawks, 42-14 (S)  
 1989—Broncos, 24-21 (S) OT  
     Broncos, 41-14 (D)  
 1990—Broncos, 34-31 (D) OT  
     Seahawks, 17-12 (S)  
 1991—Broncos, 16-10 (D)  
     Seahawks, 13-10 (S)  
 1992—Seahawks, 16-13 (S) OT  
     Broncos, 10-6 (D)  
 1993—Broncos, 28-17 (D)  
     Broncos, 17-9 (S)  
 1994—Broncos, 16-9 (S)  
     Broncos, 17-10 (D)  
 1995—Seahawks, 27-10 (S)  
     Seahawks, 31-27 (D)  
 1996—Broncos, 30-20 (S)  
     Broncos, 34-7 (D)  
 1997—Broncos, 35-14 (S)  
     Broncos, 30-27 (D)  
 1998—Broncos, 21-16 (S)  
     Broncos, 28-21 (D)  
 1999—Seahawks, 20-17 (S)  
     Broncos, 36-30 (D) OT  
 2000—Broncos, 38-31 (S)  
     Broncos, 31-24 (D)  
 2001—Seahawks, 34-21 (S)  
     Broncos, 20-7 (D)  
 2002—Broncos, 31-9 (S)  
 2006—Seahawks, 23-20 (D)  
 2010—Broncos, 31-14 (D)  
 2013—\*\*Seahawks, 43-8 (New Jersey)  
 2014—Seahawks, 26-20 (S) OT  
 2018—Broncos, 27-24 (D)  
 2022—Seahawks, 17-16 (S)  
 (RS Pts.—Broncos 1,285, Seahawks 1,078)  
 (PS Pts.—Seahawks 74, Broncos 15)  
*\*AFC Wild Card Playoff*  
*\*\*Super Bowl XLVIII*  
**DENVER vs. TAMPA BAY**  
 RS: Broncos lead series, 7-3  
 1976—Broncos, 48-13 (D)  
 1981—Broncos, 24-7 (TB)  
 1993—Buccaneers, 17-10 (D)  
 1996—Broncos, 27-23 (D)  
 1999—Buccaneers, 13-10 (TB)  
 2004—Broncos, 16-13 (TB)  
 2008—Broncos, 16-13 (D)  
 2012—Broncos, 31-23 (D)  
 2016—Broncos, 27-7 (TB)  
 2020—Buccaneers, 28-10 (D)  
 (RS Pts.—Broncos 219, Buccaneers 157)  
**DENVER vs. \*TENNESSEE**  
 RS: Titans lead series, 24-16-1;  
 PS: Broncos lead series, 2-1  
 1960—Oilers, 45-25 (D)  
     Oilers, 20-10 (H)  
 1961—Oilers, 55-14 (D)  
     Oilers, 45-14 (H)  
 1962—Broncos, 20-10 (D)  
     Oilers, 34-17 (H)  
 1963—Oilers, 20-14 (H)  
     Oilers, 33-24 (D)  
 1964—Oilers, 38-17 (D)  
     Oilers, 34-15 (H)  
 1965—Broncos, 28-17 (D)  
     Broncos, 31-21 (H)  
 1966—Oilers, 45-7 (H)  
     Broncos, 40-38 (D)  
 1967—Oilers, 10-6 (H)  
     Oilers, 20-18 (D)  
 1968—Oilers, 38-17 (H)  
 1969—Oilers, 24-21 (H)  
     Tie, 20-20 (D)

## ALL-TIME TEAM VS. TEAM RESULTS

1970—Oilers, 31-21 (H)  
 1972—Broncos, 30-17 (D)  
 1973—Broncos, 48-20 (H)  
 1974—Broncos, 37-14 (D)  
 1976—Oilers, 17-3 (H)  
 1977—Broncos, 24-14 (H)  
 1979—\*\*Oilers, 13-7 (H)  
 1980—Oilers, 20-16 (D)  
 1983—Broncos, 26-14 (H)  
 1985—Broncos, 31-20 (D)  
 1987—Oilers, 40-10 (D)

\*\*\*Broncos, 34-10 (D)  
 1991—Oilers, 42-14 (H)  
 \*\*\*Broncos, 26-24 (D)

1992—Broncos, 27-21 (D)  
 1995—Oilers, 42-33 (H)

2004—Broncos, 37-16 (T)  
 2007—Broncos, 34-20 (D)  
 2010—Broncos, 26-20 (T)  
 2011—Titans, 17-14 (T)

2013—Broncos, 51-28 (D)  
 2016—Titans, 13-10 (T)  
 2019—Broncos, 16-0 (D)  
 2020—Titans, 16-14 (D)  
 2022—Titans, 17-10 (T)

(RS Pts.—Titans 1,026, Broncos 890)  
 (PS Pts.—Broncos 67, Titans 47)

\*Franchise in Houston prior to 1997; known as the Oilers prior to 1999

\*\*AFC Wild Card Playoff  
 \*\*\*AFC Divisional Playoff

**DENVER vs. \*WASHINGTON**

RS: Broncos lead series, 8-7;  
 PS: Commanders lead series, 1-0

1970—Redskins, 19-3 (D)  
 1974—Redskins, 30-3 (W)

1980—Broncos, 20-17 (D)  
 1986—Broncos, 31-30 (D)

1987—\*\*Redskins, 42-10 (San Diego)  
 1989—Broncos, 14-10 (W)

1992—Redskins, 34-3 (W)  
 1995—Broncos, 38-31 (D)

1998—Broncos, 38-16 (W)  
 2001—Redskins, 17-10 (D)  
 2005—Broncos, 21-19 (D)

2009—Redskins, 27-17 (W)  
 2013—Broncos, 45-21 (D)

2017—Redskins, 27-11 (W)  
 2021—Broncos, 17-10 (D)

2023—Commanders, 35-33 (D)

(RS Pts.—Commanders 343, Broncos 304)  
 (PS Pts.—Commanders 42, Broncos 10)

\*Franchise known as Redskins prior to 2020;  
 known as Washington Football Team prior to 2022

\*\*Super Bowl XXII

**DETROIT vs. ARIZONA**

RS: Lions lead series, 35-28-6;  
 See Arizona vs. Detroit

**DETROIT vs. ATLANTA**

RS: Lions lead series, 26-14;  
 See Atlanta vs. Detroit

**DETROIT vs. BALTIMORE**

RS: Ravens lead series, 6-1;  
 See Baltimore vs. Detroit

**DETROIT vs. BUFFALO**

RS: Bills lead series, 7-4-1;  
 See Buffalo vs. Detroit

**DETROIT vs. CAROLINA**

RS: Panthers lead series, 8-4;  
 See Carolina vs. Detroit

**DETROIT vs. CHICAGO**

RS: Bears lead series, 105-78-5;  
 See Chicago vs. Detroit

**DETROIT vs. CINCINNATI**

RS: Bengals lead series, 10-3;  
 See Cincinnati vs. Detroit

**DETROIT vs. CLEVELAND**

RS: Lions lead series, 16-5;  
 PS: Lions lead series, 3-1;

See Cleveland vs. Detroit

**DETROIT vs. DALLAS**

RS: Cowboys lead series, 17-11;  
 PS: Cowboys lead series, 2-1;

See Dallas vs. Detroit

**DETROIT vs. DENVER**

RS: Broncos lead series, 9-6;  
 See Denver vs. Detroit

**\*DETROIT vs. GREEN BAY**

RS: Packers lead series, 104-76-7;  
 PS: Packers lead series, 2-0

1930—Packers, 47-13 (GB)  
 Tie, 6-6 (P)

1932—Packers, 15-10 (GB)  
 Spartans, 19-0 (P)

1933—Packers, 17-0 (GB)  
 Spartans, 7-0 (P)

1934—Lions, 3-0 (GB)  
 Packers, 3-0 (D)

1935—Packers, 13-9 (Mil)  
 Packers, 31-7 (GB)  
 Lions, 20-10 (D)

1936—Packers, 20-18 (GB)  
 Packers, 26-17 (D)

1937—Packers, 26-6 (GB)  
 Packers, 14-13 (D)

1938—Lions, 17-7 (GB)  
 Packers, 28-7 (D)

1939—Packers, 26-7 (GB)  
 Packers, 12-7 (D)

1940—Lions, 23-14 (GB)  
 Packers, 50-7 (D)

1941—Packers, 23-0 (GB)  
 Packers, 24-7 (D)

1942—Packers, 38-7 (Mil)  
 Packers, 28-7 (D)

1943—Packers, 35-14 (GB)  
 Packers, 27-6 (D)

1944—Packers, 27-6 (Mil)  
 Packers, 14-0 (D)

1945—Packers, 57-21 (Mil)  
 Lions, 14-3 (D)

1946—Packers, 10-7 (Mil)  
 Packers, 9-0 (D)

1947—Packers, 34-17 (GB)  
 Packers, 35-14 (D)

1948—Packers, 33-21 (GB)  
 Lions, 24-20 (D)

1949—Packers, 16-14 (Mil)  
 Lions, 21-7 (D)

1950—Lions, 45-7 (GB)  
 Lions, 24-21 (D)

1951—Lions, 24-17 (GB)  
 Lions, 52-35 (D)

1952—Lions, 52-17 (GB)  
 Lions, 48-24 (D)

1953—Lions, 14-7 (GB)  
 Lions, 34-15 (D)

1954—Lions, 21-17 (GB)  
 Lions, 28-24 (D)

1955—Packers, 20-17 (GB)  
 Lions, 24-10 (D)

1956—Lions, 20-16 (GB)  
 Packers, 24-20 (D)

1957—Lions, 24-14 (GB)  
 Lions, 18-6 (D)

1958—Tie, 13-13 (GB)  
 Lions, 24-14 (D)

1959—Packers, 28-10 (GB)  
 Packers, 24-17 (D)

1960—Packers, 28-9 (GB)  
 Lions, 23-10 (D)

1961—Lions, 17-13 (Mil)  
 Packers, 17-9 (D)

1962—Packers, 9-7 (GB)  
 Lions, 26-14 (D)

1963—Packers, 31-10 (Mil)  
 Tie, 13-13 (D)

1964—Packers, 14-10 (D)  
 Packers, 30-7 (GB)

1965—Packers, 31-21 (D)  
 Lions, 12-7 (GB)

1966—Packers, 23-14 (GB)  
 Packers, 31-7 (D)

1967—Tie, 17-17 (GB)  
 Packers, 27-17 (D)

1968—Lions, 23-17 (GB)  
 Tie, 14-14 (D)

1969—Packers, 28-17 (D)  
 Lions, 16-10 (GB)

1970—Lions, 40-0 (GB)  
 Lions, 20-0 (D)

1971—Lions, 31-28 (D)  
 Tie, 14-14 (Mil)

1972—Packers, 24-23 (D)  
 Packers, 33-7 (GB)

1973—Tie, 13-13 (GB)  
 Lions, 34-0 (D)

1974—Packers, 21-19 (Mil)  
 Lions, 19-17 (D)

1975—Lions, 30-16 (Mil)  
 Lions, 13-10 (D)

1976—Packers, 24-14 (GB)  
 Lions, 27-6 (D)

1977—Lions, 10-6 (D)  
 Packers, 10-9 (GB)

1978—Packers, 13-7 (D)  
 Packers, 35-14 (Mil)

1979—Packers, 24-16 (Mil)  
 Packers, 18-13 (D)

1980—Lions, 29-7 (Mil)  
 Lions, 24-3 (D)

1981—Lions, 31-27 (D)  
 Packers, 31-17 (GB)

1982—Lions, 30-10 (GB)  
 Lions, 27-24 (D)

1983—Lions, 38-14 (D)  
 Lions, 23-20 (Mil) OT

1984—Packers, 41-9 (GB)  
 Lions, 31-28 (D)

1985—Packers, 43-10 (GB)  
 Packers, 26-23 (D)

1986—Lions, 21-14 (GB)  
 Packers, 44-40 (D)

1987—Lions, 19-16 (GB) OT  
 Packers, 34-33 (D)

1988—Lions, 19-9 (Mil)  
 Lions, 30-14 (D)

1989—Packers, 23-20 (Mil) OT  
 Lions, 31-22 (D)

1990—Packers, 24-21 (D)  
 Lions, 24-17 (GB)

1991—Lions, 23-14 (D)  
 Lions, 21-17 (GB)

1992—Packers, 27-13 (D)  
 Packers, 38-10 (Mil)

1993—Packers, 26-17 (Mil)  
 Lions, 30-20 (D)

\*\*Packers, 28-24 (D)  
 1994—Packers, 38-30 (Mil)

Lions, 34-31 (D)  
 \*\*Packers, 16-12 (GB)

1995—Packers, 30-21 (GB)  
 Lions, 24-16 (D)

1996—Packers, 28-18 (GB)  
 Packers, 31-3 (D)

1997—Lions, 26-15 (D)  
 Packers, 20-10 (GB)

1998—Packers, 38-19 (GB)  
 Lions, 27-20 (D)

1999—Lions, 23-15 (D)  
 Packers, 26-17 (GB)

2000—Lions, 31-24 (D)  
 Packers, 26-13 (GB)

## ALL-TIME TEAM VS. TEAM RESULTS

2001—Packers, 28-6 (GB)  
Packers, 29-27 (D)

2002—Packers, 37-31 (D)  
Packers, 40-14 (GB)

2003—Packers, 31-6 (GB)  
Lions, 22-14 (D)

2004—Packers, 38-10 (D)  
Packers, 16-13 (GB)

2005—Lions, 17-3 (D)  
Packers, 16-13 (GB) OT

2006—Packers, 31-24 (D)  
Packers, 17-9 (GB)

2007—Packers, 37-26 (D)  
Packers, 34-13 (GB)

2008—Packers, 48-25 (D)  
Packers, 31-21 (GB)

2009—Packers, 26-0 (GB)  
Packers, 34-12 (D)

2010—Packers, 28-26 (GB)  
Lions, 7-3 (D)

2011—Packers, 27-15 (D)  
Packers, 45-41 (GB)

2012—Packers, 24-20 (D)  
Packers, 27-20 (GB)

2013—Packers, 22-9 (GB)  
Lions, 40-10 (D)

2014—Lions, 19-7 (D)  
Packers, 30-20 (GB)

2015—Lions, 18-16 (GB)  
Packers, 27-23 (D)

2016—Packers, 34-27 (GB)  
Packers, 31-24 (D)

2017—Lions, 30-17 (GB)  
Lions, 35-11 (D)

2018—Lions, 31-23 (D)  
Lions, 31-0 (GB)

2019—Packers, 23-22 (GB)  
Packers, 23-20 (D)

2020—Packers, 42-21 (GB)  
Packers, 31-24 (D)

2021—Packers, 35-17 (GB)  
Lions, 37-30 (D)

2022—Lions, 15-9 (D)  
Lions, 20-16 (GB)

2023—Lions, 34-20 (GB)  
Packers, 29-22 (D)

(RS Pts.—Packers 3,995, Lions 3,524)  
(PS Pts.—Packers 44, Lions 36)  
*\*Franchise in Portsmouth prior to 1934 and known as the Spartans*  
*\*\*NFC Wild Card Playoff*

**DETROIT vs. HOUSTON**  
RS: Texans lead series, 4-1

2004—Lions, 28-16 (D)

2008—Texans, 28-21 (H)

2012—Texans, 34-31 (D) OT

2016—Texans, 20-13 (H)

2020—Texans, 41-25 (D)  
(RS Pts.—Texans 139, Lions 118)

**DETROIT vs. INDIANAPOLIS**  
RS: Colts lead series, 22-19-2

1953—Lions, 27-17 (B)  
Lions, 17-7 (D)

1954—Lions, 35-0 (D)  
Lions, 27-3 (B)

1955—Colts, 28-13 (B)  
Lions, 24-14 (D)

1956—Lions, 31-14 (B)  
Lions, 27-3 (D)

1957—Colts, 34-14 (B)  
Lions, 31-27 (D)

1958—Colts, 28-15 (B)  
Colts, 40-14 (D)

1959—Colts, 21-9 (B)  
Colts, 31-24 (D)

1960—Lions, 30-17 (D)  
Lions, 20-15 (B)

1961—Lions, 16-15 (B)  
Colts, 17-14 (D)

1962—Lions, 29-20 (B)  
Lions, 21-14 (D)

1963—Colts, 25-21 (D)  
Colts, 24-21 (B)

1964—Colts, 34-0 (D)  
Lions, 31-14 (B)

1965—Colts, 31-7 (B)  
Tie, 24-24 (D)

1966—Colts, 45-14 (B)  
Lions, 20-14 (D)

1967—Colts, 41-7 (B)

1968—Colts, 27-10 (D)

1969—Tie, 17-17 (B)

1973—Colts, 29-27 (D)

1977—Lions, 13-10 (B)

1980—Colts, 10-9 (D)

1985—Colts, 14-6 (I)

1991—Lions, 33-24 (I)

1997—Lions, 32-10 (D)

2000—Colts, 30-18 (I)

2004—Colts, 41-9 (D)

2008—Colts, 31-21 (I)

2012—Colts, 35-33 (D)

2016—Lions, 39-35 (I)

2020—Colts, 41-21 (D)  
(RS Pts.—Colts 971, Lions 871)  
*\*Franchise in Baltimore prior to 1984*

**DETROIT vs. JACKSONVILLE**  
RS: Lions lead series, 5-3

1995—Lions, 44-0 (D)

1998—Jaguars, 37-22 (J)

2004—Jaguars, 23-17 (J) OT

2008—Jaguars, 38-14 (D)

2012—Lions, 31-14 (J)

2016—Lions, 26-19 (D)

2020—Lions, 34-16 (J)

2022—Lions, 40-14 (D)  
(RS Pts.—Lions 228, Jaguars 161)

**DETROIT vs. KANSAS CITY**  
RS: Chiefs lead series, 9-6

1971—Lions, 32-21 (D)

1975—Chiefs, 24-21 (KC) OT

1980—Chiefs, 20-17 (KC)

1981—Lions, 27-10 (D)

1987—Chiefs, 27-20 (D)

1988—Lions, 7-6 (KC)

1990—Chiefs, 43-24 (KC)

1996—Chiefs, 28-24 (D)

1999—Chiefs, 31-21 (KC)

2003—Chiefs, 45-17 (KC)

2007—Lions, 25-20 (D)

2011—Lions, 48-3 (D)

2015—Chiefs, 45-10 (London)

2019—Chiefs, 34-30 (D)

2023—Lions, 21-20 (KC)  
(RS Pts.—Chiefs 377, Lions 344)

**DETROIT vs. LAS VEGAS**  
RS: Series tied, 7-7

1970—Lions, 28-14 (D)

1974—Raiders, 35-13 (O)

1978—Raiders, 29-17 (O)

1981—Lions, 16-0 (D)

1984—Raiders, 24-3 (D)

1987—Raiders, 27-7 (LA)

1990—Raiders, 38-31 (D)

1996—Raiders, 37-21 (O)

2003—Lions, 23-13 (D)

2007—Lions, 36-21 (O)

2011—Lions, 28-27 (O)

2015—Lions, 18-13 (D)

2019—Raiders, 31-24 (O)

2023—Lions, 26-14 (D)  
(RS Pts.—Raiders 323, Lions 291)  
*\*Franchise in Los Angeles from 1982-94 and in Oakland from 1960-81 and from 1995-2019*

**DETROIT vs. \*L.A. CHARGERS**  
RS: Chargers lead series, 7-6

1972—Lions, 34-20 (D)

1977—Lions, 20-0 (D)

1978—Lions, 31-14 (D)

1981—Chargers, 28-23 (SD)

1984—Chargers, 27-24 (SD)

1996—Chargers, 27-21 (SD)

1999—Chargers, 20-10 (D)

2003—Chargers, 14-7 (D)

2007—Chargers, 51-14 (SD)

2011—Lions, 38-10 (D)

2015—Chargers, 33-28 (SD)

2019—Lions, 13-10 (D)

2023—Lions, 41-38 (LA)  
(RS Pts.—Lions 304, Chargers 292)  
*\*Franchise in San Diego from 1961-2016*

**DETROIT vs. \*L.A. RAMS**  
RS: Rams lead series, 45-40-1;  
PS: Lions lead series, 2-0

1937—Lions, 28-0 (C)  
Lions, 27-7 (D)

1938—Rams, 21-17 (C)  
Lions, 6-0 (D)

1939—Lions, 15-7 (D)  
Rams, 14-3 (C)

1940—Lions, 6-0 (D)  
Rams, 24-0 (C)

1941—Lions, 17-7 (D)  
Lions, 14-0 (C)

1942—Rams, 14-0 (D)  
Rams, 27-7 (C)

1944—Rams, 20-17 (D)  
Lions, 26-14 (C)

1945—Rams, 28-21 (D)

1946—Rams, 35-14 (LA)  
Rams, 41-20 (D)

1947—Rams, 27-13 (D)  
Rams, 28-17 (LA)

1948—Rams, 44-7 (LA)

1949—Rams, 34-27 (D)  
Rams, 27-24 (LA)  
Rams, 21-10 (D)

1950—Rams, 30-28 (D)  
Rams, 65-24 (LA)

1951—Rams, 27-21 (D)  
Lions, 24-22 (LA)

1952—Lions, 17-14 (LA)  
Lions, 24-16 (D)  
*\*\*Lions, 31-21 (D)*

1953—Rams, 31-19 (D)  
Rams, 37-24 (LA)

1954—Lions, 21-3 (D)  
Lions, 27-24 (LA)

1955—Rams, 17-10 (D)  
Rams, 24-13 (LA)

1956—Lions, 24-21 (D)  
Lions, 16-7 (LA)

1957—Lions, 10-7 (D)  
Rams, 35-17 (LA)

1958—Rams, 42-28 (D)  
Lions, 41-24 (LA)

1959—Lions, 17-7 (LA)  
Lions, 23-17 (D)

1960—Rams, 48-35 (LA)  
Lions, 12-10 (D)

1961—Lions, 14-13 (D)  
Lions, 28-10 (LA)

1962—Lions, 13-10 (D)  
Lions, 12-3 (LA)

1963—Lions, 23-2 (LA)  
Rams, 28-21 (D)

1964—Tie, 17-17 (LA)  
Lions, 37-17 (D)

1965—Lions, 20-0 (D)  
Lions, 31-7 (LA)

1966—Rams, 14-7 (D)  
Rams, 23-3 (LA)

## ALL-TIME TEAM VS. TEAM RESULTS

1967—Rams, 31-7 (D)  
 1968—Rams, 10-7 (LA)  
 1969—Lions, 28-0 (D)  
 1970—Lions, 28-23 (LA)  
 1971—Rams, 21-13 (D)  
 1972—Lions, 34-17 (LA)  
 1974—Rams, 16-13 (LA)  
 1975—Rams, 20-0 (D)  
 1976—Rams, 20-17 (D)  
 1980—Lions, 41-20 (LA)  
 1981—Rams, 20-13 (LA)  
 1982—Lions, 19-14 (LA)  
 1983—Rams, 21-10 (LA)  
 1986—Rams, 14-10 (LA)  
 1987—Rams, 37-16 (D)  
 1988—Rams, 17-10 (LA)  
 1991—Lions, 21-10 (D)  
 1993—Lions, 16-13 (LA)  
 1999—Lions, 31-27 (D)  
 2001—Rams, 35-0 (D)  
 2003—Lions, 30-20 (D)  
 2006—Rams, 41-34 (StL)  
 2009—Rams, 17-10 (D)  
 2010—Lions, 44-6 (D)  
 2012—Lions, 27-23 (D)  
 2015—Rams, 21-14 (StL)  
 2016—Lions, 31-28 (D)  
 2018—Rams, 30-16 (D)  
 2021—Rams, 28-19 (LA)  
 2023—\*\*Lions, 24-23 (D)

(RS Pts.—Rams 1,712, Lions 1,596)

(PS Pts.—Lions 55, Rams 44)

\*Franchise in St. Louis from 1995-2015 and  
 in Cleveland prior to 1946

\*\*Conference Playoff

\*\*\*NFC Wild Card Playoff

### DETROIT vs. MIAMI

RS: Dolphins lead series, 8-5

1973—Dolphins, 34-7 (M)  
 1979—Dolphins, 28-10 (D)  
 1985—Lions, 31-21 (D)  
 1991—Lions, 17-13 (D)  
 1994—Dolphins, 27-20 (M)  
 1997—Dolphins, 33-30 (M)  
 2000—Dolphins, 23-8 (D)  
 2002—Dolphins, 49-21 (M)  
 2006—Dolphins, 27-10 (D)  
 2010—Lions, 34-27 (M)  
 2014—Lions, 20-16 (D)  
 2018—Lions, 32-21 (M)  
 2022—Dolphins, 31-27 (D)

(RS Pts.—Dolphins 350, Lions 267)

### DETROIT vs. MINNESOTA

RS: Vikings lead series, 80-43-2

1961—Lions, 37-10 (M)  
     Lions, 13-7 (D)  
 1962—Lions, 17-6 (M)  
     Lions, 37-23 (D)  
 1963—Lions, 28-10 (D)  
     Vikings, 34-31 (M)  
 1964—Lions, 24-20 (M)  
     Tie, 23-23 (D)  
 1965—Lions, 31-29 (M)  
     Vikings, 29-7 (D)  
 1966—Lions, 32-31 (M)  
     Vikings, 28-16 (D)  
 1967—Tie, 10-10 (M)  
     Lions, 14-3 (D)  
 1968—Vikings, 24-10 (M)  
     Vikings, 13-6 (D)  
 1969—Vikings, 24-10 (M)  
     Vikings, 27-0 (D)  
 1970—Vikings, 30-17 (M)  
     Vikings, 24-20 (M)  
 1971—Vikings, 16-13 (D)  
     Vikings, 29-10 (M)  
 1972—Vikings, 34-10 (D)  
     Vikings, 16-14 (M)

1973—Vikings, 23-9 (D)  
     Vikings, 28-7 (M)

1974—Vikings, 7-6 (D)  
     Lions, 20-16 (M)

1975—Vikings, 25-19 (M)  
     Lions, 17-10 (D)

1976—Vikings, 10-9 (D)  
     Vikings, 31-23 (M)

1977—Vikings, 14-7 (M)  
     Vikings, 30-21 (D)

1978—Vikings, 17-7 (M)  
     Lions, 45-14 (D)

1979—Vikings, 13-10 (D)  
     Vikings, 14-7 (M)

1980—Lions, 27-7 (D)  
     Vikings, 34-0 (M)

1981—Vikings, 26-24 (M)  
     Lions, 45-7 (D)

1982—Vikings, 34-31 (D)  
 1983—Vikings, 20-17 (M)

    Lions, 13-2 (D)

1984—Vikings, 29-28 (D)  
     Lions, 16-14 (M)

1985—Vikings, 16-13 (M)  
     Lions, 41-21 (D)

1986—Lions, 13-10 (M)  
     Vikings, 24-10 (D)

1987—Vikings, 34-19 (M)  
     Vikings, 17-14 (D)

1988—Vikings, 44-17 (M)  
     Vikings, 23-0 (D)

1989—Vikings, 24-17 (M)  
     Vikings, 20-7 (D)

1990—Lions, 34-27 (M)  
     Vikings, 17-7 (D)

1991—Lions, 24-20 (D)  
     Lions, 34-14 (M)

1992—Lions, 31-17 (D)  
     Vikings, 31-14 (M)

1993—Lions, 30-27 (M)  
     Vikings, 13-0 (D)

1994—Vikings, 10-3 (M)  
     Lions, 41-19 (D)

1995—Vikings, 20-10 (M)  
     Lions, 44-38 (D)

1996—Vikings, 17-13 (M)  
     Vikings, 24-22 (D)

1997—Lions, 38-15 (D)  
     Lions, 14-13 (M)

1998—Vikings, 29-6 (M)  
     Vikings, 34-13 (D)

1999—Lions, 25-23 (D)  
     Vikings, 24-17 (M)

2000—Vikings, 31-24 (D)  
     Vikings, 24-17 (M)

2001—Vikings, 31-26 (M)  
     Lions, 27-24 (D)

2002—Vikings, 31-24 (M)  
     Vikings, 38-36 (D)

2003—Vikings, 23-13 (D)  
     Vikings, 24-14 (M)

2004—Vikings, 22-19 (M)  
     Vikings, 28-27 (D)

2005—Vikings, 27-14 (M)  
     Vikings, 21-16 (D)

2006—Vikings, 26-17 (M)  
     Vikings, 30-20 (D)

2007—Lions, 20-17 (D) OT  
     Vikings, 42-10 (M)

2008—Vikings, 12-10 (M)  
     Vikings, 20-16 (D)

2009—Vikings, 27-13 (D)  
     Vikings, 27-10 (M)

2010—Vikings, 24-10 (M)  
     Lions, 20-13 (D)

2011—Lions, 26-23 (M) OT  
     Lions, 34-28 (D)

2012—Vikings, 20-13 (D)  
     Vikings, 34-24 (M)

2013—Lions, 34-24 (D)  
     Vikings, 14-13 (M)

2014—Lions, 17-3 (M)  
     Lions, 16-14 (D)

2015—Vikings, 26-16 (M)  
     Vikings, 28-19 (D)

2016—Lions, 22-16 (M) OT  
     Lions, 16-13 (D)

2017—Lions, 14-7 (M)  
     Vikings, 30-23 (D)

2018—Vikings, 24-9 (M)  
     Vikings, 27-9 (D)

2019—Vikings, 42-30 (D)  
     Vikings, 20-7 (M)

2020—Vikings, 34-20 (M)  
     Vikings, 37-35 (D)

2021—Vikings, 19-17 (M)  
     Lions, 29-27 (D)

2022—Vikings, 28-24 (M)  
     Lions, 34-23 (D)

2023—Lions, 30-24 (M)  
     Lions, 30-20 (D)

(RS Pts.—Vikings 2,757, Lions 2,373)

### DETROIT vs. NEW ENGLAND

RS: Patriots lead series, 8-5

1971—Lions, 34-7 (NE)

1976—Lions, 30-10 (D)

1979—Patriots, 24-17 (NE)

1985—Patriots, 23-6 (NE)

1993—Lions, 19-16 (NE) OT

1994—Patriots, 23-17 (D)

2000—Lions, 34-9 (D)

2002—Patriots, 20-12 (D)

2006—Patriots, 28-21 (NE)

2010—Patriots, 45-24 (D)

2014—Patriots, 34-9 (NE)

2018—Lions, 26-10 (D)

2022—Patriots, 29-0 (NE)

(RS Pts.—Patriots 278, Lions 249)

### DETROIT vs. NEW ORLEANS

RS: Series tied, 13-13-1:

PS: Saints lead series, 1-0

1968—Tie, 20-20 (D)

1970—Saints, 19-17 (NO)

1972—Lions, 27-14 (D)

1973—Saints, 20-13 (NO)

1974—Lions, 19-14 (D)

1976—Saints, 17-16 (NO)

1977—Lions, 23-19 (D)

1979—Saints, 17-7 (NO)

1980—Lions, 24-13 (D)

1988—Saints, 22-14 (D)

1989—Lions, 21-14 (D)

1990—Lions, 27-10 (NO)

1992—Saints, 13-7 (D)

1993—Saints, 14-3 (NO)

1997—Saints, 35-17 (NO)

2000—Lions, 14-10 (NO)

2002—Lions, 26-21 (D)

2005—Lions, 13-12 (San Antonio)

2008—Saints, 42-7 (D)

2009—Saints, 45-27 (NO)

2011—Saints, 31-17 (NO)

    \*Saints, 45-28 (NO)

2014—Lions, 24-23 (D)

2015—Lions, 35-27 (NO)

2016—Lions, 28-13 (NO)

2017—Saints, 52-38 (NO)

2020—Saints, 35-29 (D)

2023—Lions, 33-28 (NO)

(RS Pts.—Saints 600, Lions 546)

(PS Pts.—Saints 45, Lions 28)

\*NFC Wild Card Playoff

### \*DETROIT vs. N.Y. GIANTS

RS: Lions lead series, 24-21-1;

PS: Lions lead series, 1-0

1930—Giants, 19-6 (P)

1931—Spartans, 14-6 (P)

    Giants, 14-0 (NY)



## ALL-TIME TEAM VS. TEAM RESULTS

1932—Spartans, 7-0 (P)  
 Spartans, 6-0 (NY)  
 1933—Spartans, 17-7 (P)  
 Giants, 13-10 (NY)  
 1934—Lions, 9-0 (D)  
 1935—\*\*Lions, 26-7 (D)  
 1936—Giants, 14-7 (NY)  
 Lions, 38-0 (D)  
 1937—Lions, 17-0 (NY)  
 1939—Lions, 18-14 (D)  
 1941—Giants, 20-13 (NY)  
 1943—Tie, 0-0 (D)  
 1945—Giants, 35-14 (NY)  
 1947—Lions, 35-7 (D)  
 1949—Lions, 45-21 (NY)  
 1953—Lions, 27-16 (NY)  
 1955—Giants, 24-19 (D)  
 1958—Giants, 19-17 (D)  
 1962—Giants, 17-14 (NY)  
 1964—Lions, 26-3 (D)  
 1967—Lions, 30-7 (NY)  
 1969—Lions, 24-0 (D)  
 1972—Lions, 30-16 (D)  
 1974—Lions, 20-19 (D)  
 1976—Giants, 24-10 (NY)  
 1982—Giants, 13-6 (D)  
 1983—Lions, 15-9 (D)  
 1988—Giants, 30-10 (NY)  
 Giants, 13-10 (D) OT  
 1989—Giants, 24-14 (NY)  
 1990—Giants, 20-0 (NY)  
 1994—Giants, 28-25 (NY) OT  
 1996—Giants, 35-7 (D)  
 1997—Giants, 26-20 (D) OT  
 2000—Lions, 31-21 (NY)  
 2004—Lions, 28-13 (NY)  
 2007—Giants, 16-10 (D)  
 2010—Giants, 28-20 (NY)  
 2013—Giants, 23-20 (D) OT  
 2014—Lions, 35-14 (D)  
 2016—Giants, 17-6 (NY)  
 2017—Lions, 24-10 (NY)  
 2019—Lions, 31-26 (D)  
 2022—Lions, 31-18 (NY)  
 (RS Pts.—Lions 819, Giants 696)  
 (PS Pts.—Lions 26, Giants 7)  
*\*Franchise in Portsmouth prior to 1934  
 and known as the Spartans  
 \*\*NFL Championship*  
**DETROIT vs. N.Y. JETS**  
 RS: Lions lead series, 8-7  
 1972—Lions, 37-20 (D)  
 1979—Jets, 31-10 (NY)  
 1982—Jets, 28-13 (D)  
 1985—Lions, 31-20 (D)  
 1988—Jets, 17-10 (D)  
 1991—Lions, 34-20 (D)  
 1994—Lions, 18-7 (NY)  
 1997—Lions, 13-10 (D)  
 2000—Lions, 10-7 (NY)  
 2002—Jets, 31-14 (D)  
 2006—Jets, 31-24 (NY)  
 2010—Jets, 23-20 (D) OT  
 2014—Lions, 24-17 (NY)  
 2018—Jets, 48-17 (D)  
 2022—Lions, 20-17 (NY)  
 (RS Pts.—Jets 327, Lions 295)  
**\*DETROIT vs. PHILADELPHIA**  
 RS: Eagles lead series, 17-16-2;  
 PS: Eagles lead series, 1-0  
 1933—Spartans, 25-0 (P)  
 1934—Lions, 10-0 (P)  
 1935—Lions, 35-0 (D)  
 1936—Lions, 23-0 (P)  
 1938—Eagles, 21-7 (D)  
 1940—Lions, 21-0 (P)  
 1941—Lions, 21-17 (D)  
 1945—Lions, 28-24 (D)

1948—Eagles, 45-21 (P)  
 1949—Eagles, 22-14 (D)  
 1951—Lions, 28-10 (P)  
 1954—Tie, 13-13 (D)  
 1957—Lions, 27-16 (P)  
 1960—Eagles, 28-10 (P)  
 1961—Eagles, 27-24 (D)  
 1965—Lions, 35-28 (P)  
 1968—Eagles, 12-0 (D)  
 1971—Eagles, 23-20 (D)  
 1974—Eagles, 28-17 (P)  
 1977—Lions, 17-13 (D)  
 1979—Eagles, 44-7 (P)  
 1984—Tie, 23-23 (D) OT  
 1986—Lions, 13-11 (P)  
 1995—\*\*Eagles, 58-37 (P)  
 1996—Eagles, 24-17 (P)  
 1998—Eagles, 10-9 (P)  
 2004—Eagles, 30-13 (D)  
 2007—Eagles, 56-21 (P)  
 2010—Eagles, 35-32 (D)  
 2012—Lions, 26-23 (P) OT  
 2013—Eagles, 34-20 (P)  
 2015—Lions, 45-14 (D)  
 2016—Lions, 24-23 (D)  
 2019—Lions, 27-24 (P)  
 2021—Eagles, 44-6 (D)  
 2022—Eagles, 38-35 (D)  
 (RS Pts.—Eagles 760, Lions 714)  
 (PS Pts.—Eagles 58, Lions 37)  
*\*Franchise in Portsmouth prior to 1934  
 and known as the Spartans  
 \*\*NFC Wild Card Playoff*  
**DETROIT vs. \*PITTSBURGH**  
 RS: Steelers lead series, 17-14-2  
 1934—Lions, 40-7 (D)  
 1936—Lions, 28-3 (D)  
 1937—Lions, 7-3 (D)  
 1938—Lions, 16-7 (D)  
 1940—Steelers, 10-7 (D)  
 1942—Steelers, 35-7 (D)  
 1946—Lions, 17-7 (D)  
 1947—Steelers, 17-10 (P)  
 1948—Lions, 17-14 (D)  
 1949—Steelers, 14-7 (P)  
 1950—Lions, 10-7 (D)  
 1952—Lions, 31-6 (P)  
 1953—Lions, 38-21 (D)  
 1955—Lions, 31-28 (P)  
 1956—Lions, 45-7 (D)  
 1959—Tie, 10-10 (P)  
 1962—Lions, 45-7 (D)  
 1966—Steelers, 17-3 (P)  
 1967—Steelers, 24-14 (D)  
 1969—Steelers, 16-13 (P)  
 1973—Steelers, 24-10 (P)  
 1983—Lions, 45-3 (D)  
 1986—Steelers, 27-17 (P)  
 1989—Steelers, 23-3 (D)  
 1992—Steelers, 17-14 (P)  
 1995—Steelers, 23-20 (P)  
 1998—Lions, 19-16 (D) OT  
 2001—Steelers, 47-14 (P)  
 2005—Steelers, 35-21 (P)  
 2009—Steelers, 28-20 (D)  
 2013—Steelers, 37-27 (P)  
 2017—Steelers, 20-15 (D)  
 2021—Tie, 16-16 (P) OT  
 (RS Pts.—Lions 637, Steelers 576)  
*\*Steelers known as Pirates prior to 1940*  
**DETROIT vs. SAN FRANCISCO**  
 RS: 49ers lead series, 38-27-1;  
 PS: 49ers lead, 2-1  
 1950—Lions, 24-7 (D)  
 49ers, 28-27 (SF)  
 1951—49ers, 20-10 (D)  
 49ers, 21-17 (SF)

1952—49ers, 17-3 (SF)  
 49ers, 28-0 (D)  
 1953—Lions, 24-21 (D)  
 Lions, 14-10 (SF)  
 1954—49ers, 37-31 (SF)  
 Lions, 48-7 (D)  
 1955—49ers, 27-24 (D)  
 49ers, 38-21 (SF)  
 1956—Lions, 20-17 (D)  
 Lions, 17-13 (SF)  
 1957—49ers, 35-31 (SF)  
 Lions, 31-10 (D)  
 \*Lions, 31-27 (SF)  
 1958—49ers, 24-21 (SF)  
 Lions, 35-21 (D)  
 1959—49ers, 34-13 (D)  
 49ers, 33-7 (SF)  
 1960—49ers, 14-10 (D)  
 Lions, 24-0 (SF)  
 1961—49ers, 49-0 (D)  
 Tie, 20-20 (SF)  
 1962—Lions, 45-24 (D)  
 Lions, 38-24 (SF)  
 1963—Lions, 26-3 (D)  
 Lions, 45-7 (SF)  
 1964—Lions, 26-17 (SF)  
 Lions, 24-7 (D)  
 1965—49ers, 27-21 (D)  
 49ers, 17-14 (SF)  
 1966—49ers, 27-24 (SF)  
 49ers, 41-14 (D)  
 1967—Lions, 45-3 (SF)  
 1968—49ers, 14-7 (D)  
 1969—Lions, 26-14 (SF)  
 1970—Lions, 28-7 (D)  
 1971—49ers, 31-27 (SF)  
 1973—Lions, 30-20 (D)  
 1974—Lions, 17-13 (D)  
 1975—Lions, 28-17 (SF)  
 1977—49ers, 28-7 (SF)  
 1978—Lions, 33-14 (D)  
 1980—Lions, 17-13 (D)  
 1981—Lions, 24-17 (D)  
 1983—\*\*49ers, 24-23 (SF)  
 1984—49ers, 30-27 (D)  
 1985—Lions, 23-21 (D)  
 1988—49ers, 20-13 (SF)  
 1991—49ers, 35-3 (SF)  
 1992—49ers, 24-6 (SF)  
 1993—49ers, 55-17 (D)  
 1994—49ers, 27-21 (D)  
 1995—Lions, 27-24 (D)  
 1996—49ers, 24-14 (SF)  
 1998—49ers, 35-13 (SF)  
 2001—49ers, 21-13 (SF)  
 2003—49ers, 24-17 (SF)  
 2006—49ers, 19-13 (D)  
 2008—49ers, 31-13 (SF)  
 2009—49ers, 20-6 (SF)  
 2011—49ers, 25-19 (D)  
 2012—49ers, 27-19 (SF)  
 2015—Lions, 32-17 (D)  
 2018—49ers, 30-27 (SF)  
 2021—49ers, 41-33 (D)  
 2023—\*\*\*49ers, 34-31 (SF)  
 (RS Pts.—49ers 1,466, Lions 1,394)  
 (PS Pts.—Lions 85, 49ers 85)  
*\*Conference Playoff  
 \*\*NFC Divisional Playoff  
 \*\*\*NFC Championship*  
**DETROIT vs. SEATTLE**  
 RS: Seahawks lead series, 12-5;  
 PS: Seahawks lead series, 1-0  
 1976—Lions, 41-14 (S)  
 1978—Seahawks, 28-16 (S)  
 1984—Seahawks, 38-17 (S)  
 1987—Seahawks, 37-14 (D)  
 1990—Seahawks, 30-10 (S)

## ALL-TIME TEAM VS. TEAM RESULTS

1993—Lions, 30-10 (D)  
 1996—Lions, 17-16 (D)  
 1999—Lions, 28-20 (S)  
 2003—Seahawks, 35-14 (S)  
 2006—Seahawks, 9-6 (D)  
 2009—Seahawks, 32-20 (S)  
 2012—Lions, 28-24 (D)  
 2015—Seahawks, 13-10 (S)  
 2016—\*Seahawks, 26-6 (S)  
 2018—Seahawks, 28-14 (D)  
 2021—Seahawks, 51-29 (S)  
 2022—Seahawks, 48-45 (D)  
 2023—Seahawks, 37-31 (D) OT  
 (RS Pts.—Seahawks 470, Lions 370)  
 (PS Pts.—Seahawks 26, Lions 6)  
 \*NFC Wild Card Playoff  
**DETROIT vs. TAMPA BAY**  
 RS: Lions lead series, 32-28;  
 PS: Series tied, 1-1  
 1977—Lions, 16-7 (D)  
 1978—Lions, 15-7 (TB)  
     Lions, 34-23 (D)  
 1979—Buccaneers, 31-16 (TB)  
     Buccaneers, 16-14 (D)  
 1980—Lions, 24-10 (TB)  
     Lions, 27-14 (D)  
 1981—Buccaneers, 28-10 (TB)  
     Buccaneers, 20-17 (D)  
 1982—Buccaneers, 23-21 (TB)  
 1983—Lions, 11-0 (TB)  
     Lions, 23-20 (D)  
 1984—Buccaneers, 21-17 (TB)  
     Lions, 13-7 (D) OT  
 1985—Lions, 30-9 (D)  
     Buccaneers, 19-16 (TB) OT  
 1986—Buccaneers, 24-20 (D)  
     Lions, 38-17 (TB)  
 1987—Buccaneers, 31-27 (D)  
     Lions, 20-10 (TB)  
 1988—Buccaneers, 23-20 (D)  
     Buccaneers, 21-10 (TB)  
 1989—Lions, 17-16 (TB)  
     Lions, 33-7 (D)  
 1990—Buccaneers, 38-21 (D)  
     Buccaneers, 23-20 (TB)  
 1991—Lions, 31-3 (D)  
     Buccaneers, 30-21 (TB)  
 1992—Buccaneers, 27-23 (D)  
     Lions, 38-7 (TB)  
 1993—Buccaneers, 27-10 (TB)  
     Lions, 23-0 (D)  
 1994—Buccaneers, 24-14 (TB)  
     Lions, 14-9 (D)  
 1995—Lions, 27-24 (D)  
     Lions, 37-10 (TB)  
 1996—Lions, 21-6 (D)  
     Lions, 27-0 (TB)  
 1997—Buccaneers, 24-17 (D)  
     Lions, 27-9 (TB)  
     \*Buccaneers, 20-10 (TB)  
 1998—Lions, 27-6 (D)  
     Lions, 28-25 (TB)  
 1999—Lions, 20-3 (D)  
     Buccaneers, 23-16 (TB)  
 2000—Buccaneers, 31-10 (D)  
     Lions, 28-14 (TB)  
 2001—Buccaneers, 20-17 (D)  
     Buccaneers, 15-12 (TB)  
 2002—Buccaneers, 23-20 (D)  
 2005—Buccaneers, 17-13 (TB)  
 2007—Lions, 23-16 (D)  
 2008—Buccaneers, 38-20 (D)  
 2010—Lions, 23-20 (TB) OT  
 2011—Lions, 27-20 (TB)  
 2013—Buccaneers, 24-21 (D)  
 2014—Lions, 34-17 (D)  
 2017—Lions, 24-21 (TB)  
 2019—Buccaneers, 38-17 (D)

2020—Buccaneers, 47-7 (D)  
 2023—Lions, 20-6 (TB)  
     \*Lions, 31-23 (D)  
 (RS Pts.—Lions 1,267, Buccaneers 1,089)  
 (PS Pts.—Buccaneers 43, Lions 41)  
 \*NFC Wild Card Playoff  
 \*\*NFC Divisional Playoff  
**DETROIT vs. \*TENNESSEE**  
 RS: Titans lead series, 10-3  
 1971—Lions, 31-7 (H)  
 1975—Oilers, 24-8 (H)  
 1983—Oilers, 27-17 (H)  
 1986—Lions, 24-13 (D)  
 1989—Oilers, 35-31 (H)  
 1992—Oilers, 24-21 (D)  
 1995—Lions, 24-17 (H)  
 2001—Titans, 27-24 (D)  
 2004—Titans, 24-19 (T)  
 2008—Titans, 47-10 (D)  
 2012—Titans, 44-41 (T) OT  
 2016—Titans, 16-15 (D)  
 2020—Titans, 46-25 (T)  
 (RS Pts.—Titans 351, Lions 290)  
 \*Franchise in Houston prior to 1997; known  
 as Oilers prior to 1999  
**\*DETROIT vs. \*\*WASHINGTON**  
 RS: Commanders lead series, 28-16;  
 PS: Commanders lead series, 3-0  
 1932—Spartans, 10-0 (P)  
 1933—Spartans, 13-0 (B)  
 1934—Lions, 24-0 (D)  
 1935—Lions, 17-7 (B)  
     Lions, 14-0 (D)  
 1938—Redskins, 7-5 (D)  
 1939—Redskins, 31-7 (W)  
 1940—Redskins, 20-14 (D)  
 1942—Redskins, 15-3 (D)  
 1943—Redskins, 42-20 (W)  
 1946—Redskins, 17-16 (W)  
 1947—Lions, 38-21 (D)  
 1948—Redskins, 46-21 (W)  
 1951—Lions, 35-17 (D)  
 1956—Redskins, 18-17 (W)  
 1965—Lions, 14-10 (D)  
 1968—Redskins, 14-3 (W)  
 1970—Redskins, 31-10 (W)  
 1973—Redskins, 20-0 (D)  
 1976—Redskins, 20-7 (W)  
 1978—Redskins, 21-19 (D)  
 1979—Redskins, 27-24 (D)  
 1981—Redskins, 33-31 (W)  
 1982—\*\*\*Redskins, 31-7 (W)  
 1983—Redskins, 38-17 (W)  
 1984—Redskins, 28-14 (W)  
 1985—Redskins, 24-3 (W)  
 1987—Redskins, 20-13 (W)  
 1990—Redskins, 41-38 (D) OT  
 1991—Redskins, 45-0 (W)  
     \*\*\*\*Redskins, 41-10 (W)  
 1992—Redskins, 13-10 (W)  
 1995—Redskins, 36-30 (W) OT  
 1997—Redskins, 30-7 (W)  
 1999—Lions, 33-17 (D)  
     \*\*\*Redskins, 27-13 (W)  
 2000—Lions, 15-10 (D)  
 2004—Redskins, 17-10 (D)  
 2007—Redskins, 34-3 (W)  
 2008—Redskins, 25-17 (D)  
 2009—Lions, 19-14 (D)  
 2010—Lions, 37-25 (D)  
 2013—Lions, 27-20 (W)  
 2016—Lions, 20-17 (D)  
 2019—Redskins, 19-16 (W)  
 2020—Lions, 30-27 (D)  
 2022—Lions, 36-27 (D)  
 (RS Pts.—Commanders 944, Lions 757)  
 (PS Pts.—Commanders 99, Lions 30)

\*Franchise in Portsmouth prior to 1934  
 and known as the Spartans.  
 \*\*Franchise in Boston prior to 1937; known  
 as Redskins prior to 2020; known as  
 Washington Football Team prior to 2022  
 \*\*\*NFC First-Round/Wild Card Playoff  
 \*\*\*\*NFC Championship

**GREEN BAY vs. ARIZONA**  
 RS: Packers lead series, 45-24-4;  
 PS: Cardinals lead series, 2-1;  
 See Arizona vs. Green Bay  
**GREEN BAY vs. ATLANTA**  
 RS: Packers lead series, 17-15;  
 PS: Series tied, 2-2;  
 See Atlanta vs. Green Bay  
**GREEN BAY vs. BALTIMORE**  
 RS: Packers lead series, 5-2;  
 See Baltimore vs. Green Bay  
**GREEN BAY vs. BUFFALO**  
 RS: Bills lead series, 9-5;  
 See Buffalo vs. Green Bay  
**GREEN BAY vs. CAROLINA**  
 RS: Packers lead series, 11-6;  
 PS: Packers lead series, 1-0;  
 See Carolina vs. Green Bay  
**GREEN BAY vs. CHICAGO**  
 RS: Packers lead series, 106-94-6;  
 PS: Series tied, 1-1;  
 See Chicago vs. Green Bay  
**GREEN BAY vs. CINCINNATI**  
 RS: Series tied, 7-7;  
 See Cincinnati vs. Green Bay  
**GREEN BAY vs. CLEVELAND**  
 RS: Packers lead series, 13-7;  
 PS: Packers lead series, 1-0;  
 See Cleveland vs. Green Bay  
**GREEN BAY vs. DALLAS**  
 RS: Packers lead series, 17-13;  
 PS: Packers lead series, 5-4;  
 See Dallas vs. Green Bay  
**GREEN BAY vs. DENVER**  
 RS: Series tied, 7-7-1;  
 PS: Broncos lead series, 1-0;  
 See Denver vs. Green Bay  
**GREEN BAY vs. DETROIT**  
 RS: Packers lead series, 104-76-7;  
 PS: Packers lead series, 2-0;  
 See Detroit vs. Green Bay  
**GREEN BAY vs. HOUSTON**  
 RS: Packers lead series, 4-1  
 2004—Packers, 16-13 (H)  
 2008—Texans, 24-21 (GB)  
 2012—Packers, 42-24 (H)  
 2016—Packers, 21-13 (GB)  
 2020—Packers, 35-20 (H)  
 (RS Pts.—Packers 135, Texans 94)  
**GREEN BAY vs. \*INDIANAPOLIS**  
 RS: Colts lead series, 23-20-1;  
 PS: Packers lead series, 1-0  
 1953—Packers, 37-14 (GB)  
     Packers, 35-24 (B)  
 1954—Packers, 7-6 (B)  
     Packers, 24-13 (Mil)  
 1955—Colts, 24-20 (Mil)  
     Colts, 14-10 (B)  
 1956—Packers, 38-33 (Mil)  
     Colts, 28-21 (B)  
 1957—Colts, 45-17 (Mil)  
     Packers, 24-21 (B)  
 1958—Colts, 24-17 (Mil)  
     Colts, 56-0 (B)  
 1959—Colts, 38-21 (B)  
     Colts, 28-24 (Mil)  
 1960—Packers, 35-21 (GB)  
     Colts, 38-24 (B)  
 1961—Packers, 45-7 (GB)  
     Colts, 45-21 (B)

## ALL-TIME TEAM VS. TEAM RESULTS

1962—Packers, 17-6 (B)  
Packers, 17-13 (GB)

1963—Packers, 31-20 (GB)  
Packers, 34-20 (B)

1964—Colts, 21-20 (GB)  
Colts, 24-21 (B)

1965—Packers, 20-17 (Mil)  
Packers, 42-27 (B)  
\*\*Packers, 13-10 (GB) OT

1966—Packers, 24-3 (Mil)  
Packers, 14-10 (B)

1967—Colts, 13-10 (B)

1968—Colts, 16-3 (GB)

1969—Colts, 14-6 (B)

1970—Colts, 13-10 (Mil)

1974—Packers, 20-13 (B)

1982—Tie, 20-20 (B) OT

1985—Colts, 37-10 (I)

1988—Colts, 20-13 (GB)

1991—Packers, 14-10 (Mil)

1997—Colts, 41-38 (I)

2000—Packers, 26-24 (GB)

2004—Colts, 45-31 (I)

2008—Packers, 34-14 (GB)

2012—Colts, 30-27 (I)

2016—Colts, 31-26 (GB)

2020—Colts, 34-31 (I) OT  
(RS Pts.—Colts 1,015, Packers 979)  
(PS Pts.—Packers 13, Colts 10)  
*\*Franchise in Baltimore prior to 1984*  
**\*\*Conference Playoff**

**GREEN BAY vs. JACKSONVILLE**  
RS: Packers lead series, 5-2

1995—Packers, 24-14 (J)

2001—Packers, 28-21 (J)

2004—Jaguars, 28-25 (GB)

2008—Jaguars, 20-16 (J)

2012—Packers, 24-15 (GB)

2016—Packers, 27-23 (J)

2020—Packers, 24-20 (GB)  
(RS Pts.—Packers 168, Jaguars 141)

**GREEN BAY vs. KANSAS CITY**  
RS: Chiefs lead series, 8-5-1;  
PS: Packers lead series, 1-0

1966—\*Packers, 35-10 (Los Angeles)

1973—Tie, 10-10 (Mil)

1977—Chiefs, 20-10 (KC)

1987—Packers, 23-3 (KC)

1989—Chiefs, 21-3 (GB)

1990—Chiefs, 17-3 (GB)

1993—Chiefs, 23-16 (KC)

1996—Chiefs, 27-20 (KC)

2003—Chiefs, 40-34 (GB) OT

2007—Packers, 33-22 (KC)

2011—Chiefs, 19-14 (KC)

2015—Packers, 38-28 (GB)

2019—Packers, 31-24 (KC)

2021—Chiefs, 13-7 (KC)

2023—Packers, 27-19 (GB)  
(RS Pts.—Chiefs 286, Packers 269)  
(PS Pts.—Packers 35, Chiefs 10)  
*\*Super Bowl I*

**GREEN BAY vs. \*LAS VEGAS**  
RS: Packers lead series, 8-6;  
PS: Packers lead series, 1-0

1967—\*\*Packers, 33-14 (Miami)

1972—Raiders, 20-14 (GB)

1976—Raiders, 18-14 (O)

1978—Raiders, 28-3 (GB)

1984—Raiders, 28-7 (LA)

1987—Raiders, 20-0 (GB)

1990—Packers, 29-16 (LA)

1993—Packers, 28-0 (GB)

1999—Packers, 28-24 (GB)

2003—Packers, 41-7 (O)

2007—Packers, 38-7 (GB)

2011—Packers, 46-16 (GB)

2015—Packers, 30-20 (O)

2019—Packers, 42-24 (GB)

2023—Raiders, 17-13 (LV)  
(RS Pts.—Packers 333, Raiders 245)  
(PS Pts.—Packers 33, Raiders 14)  
*\*Franchise in Los Angeles from 1982-94, in Oakland from 1960-81 and from 1995-2019*  
**\*\*Super Bowl II**

**GREEN BAY vs. \*L.A. CHARGERS**  
RS: Packers lead series, 11-2

1970—Packers, 22-20 (SD)

1974—Packers, 34-0 (GB)

1978—Packers, 24-3 (SD)

1984—Chargers, 34-28 (GB)

1993—Packers, 20-13 (SD)

1996—Packers, 42-10 (GB)

1999—Packers, 31-3 (SD)

2003—Packers, 38-21 (SD)

2007—Packers, 31-24 (GB)

2011—Packers, 45-38 (SD)

2015—Packers, 27-20 (GB)

2019—Chargers, 26-11 (LA)

2023—Packers, 23-20 (GB)  
(RS Pts.—Packers 376, Chargers 232)  
*\*Franchise in San Diego from 1961-2016*

**GREEN BAY vs. \*L.A. RAMS**  
RS: Packers lead series, 48-46-2;  
PS: Packers lead series, 2-1

1937—Packers, 35-10 (C)  
Packers, 35-7 (GB)

1938—Packers, 26-17 (GB)  
Packers, 28-7 (C)

1939—Rams, 27-24 (GB)  
Packers, 7-6 (C)

1940—Packers, 31-14 (GB)  
Tie, 13-13 (C)

1941—Packers, 24-7 (Mil)  
Packers, 17-14 (C)

1942—Packers, 45-28 (GB)  
Packers, 30-12 (C)

1944—Packers, 30-21 (GB)  
Packers, 42-7 (C)

1945—Rams, 27-14 (GB)  
Rams, 20-7 (C)

1946—Rams, 21-17 (Mil)  
Rams, 38-17 (LA)

1947—Packers, 17-14 (Mil)  
Packers, 30-10 (GB)

1948—Packers, 16-0 (GB)  
Rams, 24-10 (LA)

1949—Rams, 48-7 (GB)  
Rams, 35-7 (LA)

1950—Rams, 45-14 (Mil)  
Rams, 51-14 (LA)

1951—Rams, 28-0 (Mil)  
Rams, 42-14 (LA)

1952—Rams, 30-28 (Mil)  
Rams, 45-27 (LA)

1953—Rams, 38-20 (Mil)  
Rams, 33-17 (LA)

1954—Packers, 35-17 (Mil)  
Rams, 35-27 (LA)

1955—Packers, 30-28 (Mil)  
Rams, 31-17 (LA)

1956—Packers, 42-17 (Mil)  
Rams, 49-21 (LA)

1957—Rams, 31-27 (Mil)  
Rams, 42-17 (LA)

1958—Rams, 20-7 (GB)  
Rams, 34-20 (LA)

1959—Rams, 45-6 (Mil)  
Packers, 38-20 (LA)

1960—Rams, 33-31 (Mil)  
Packers, 35-21 (LA)

1961—Packers, 35-17 (GB)  
Packers, 24-17 (LA)

1962—Packers, 41-10 (Mil)  
Packers, 20-17 (LA)

1963—Packers, 42-10 (GB)  
Packers, 31-14 (LA)

1964—Rams, 27-17 (Mil)  
Tie, 24-24 (LA)

1965—Packers, 6-3 (Mil)  
Rams, 21-10 (GB)

1966—Packers, 24-13 (LA)  
Packers, 27-23 (LA)

1967—Rams, 27-24 (LA)  
\*\*Packers, 28-7 (Mil)

1968—Rams, 16-14 (Mil)

1969—Rams, 34-21 (LA)

1970—Rams, 31-21 (GB)

1971—Rams, 30-13 (LA)

1973—Rams, 24-7 (LA)

1974—Packers, 17-6 (Mil)

1975—Rams, 22-5 (LA)

1977—Rams, 24-6 (Mil)

1978—Rams, 31-14 (LA)

1980—Rams, 51-21 (LA)

1981—Rams, 35-23 (LA)

1982—Packers, 35-23 (Mil)

1983—Packers, 27-24 (Mil)

1984—Packers, 31-6 (Mil)

1985—Rams, 34-17 (LA)

1988—Rams, 34-7 (GB)

1989—Rams, 41-38 (LA)

1990—Packers, 36-24 (GB)

1991—Rams, 23-21 (LA)

1992—Packers, 28-13 (GB)

1993—Packers, 36-6 (Mil)

1994—Packers, 24-17 (GB)

1995—Rams, 17-14 (GB)

1996—Packers, 24-9 (StL)

1997—Packers, 17-7 (GB)

2001—\*\*\*Rams, 45-17 (StL)

2003—Rams, 34-24 (StL)

2004—Packers, 45-17 (GB)

2006—Rams, 23-20 (GB)

2007—Packers, 33-14 (StL)

2009—Packers, 36-17 (StL)

2011—Packers, 24-3 (GB)

2012—Packers, 30-20 (StL)

2015—Packers, 24-10 (GB)

2018—Rams, 29-27 (LA)

2020—\*\*\*Packers, 32-18 (GB)

2021—Packers, 36-28 (GB)

2022—Packers, 24-12 (GB)

2023—Packers, 20-3 (GB)  
(RS Pts.—Packers 2,201, Rams 2,177)  
(PS Pts.—Packers 77, Rams 70)  
*\*Franchise in St. Louis from 1995-2015 and in Cleveland prior to 1946*  
**\*\*Conference Championship**  
**\*\*\*NFC Divisional Playoff**

**GREEN BAY vs. MIAMI**  
RS: Dolphins lead series, 10-6

1971—Dolphins, 27-6 (Mia)

1975—Dolphins, 31-7 (GB)

1979—Dolphins, 27-7 (Mia)

1985—Dolphins, 34-24 (GB)

1988—Dolphins, 24-17 (Mia)

1989—Dolphins, 23-20 (Mia)

1991—Dolphins, 16-13 (Mia)

1994—Dolphins, 24-14 (Mil)

1997—Packers, 23-18 (GB)

2000—Dolphins, 28-20 (Mia)

2002—Packers, 24-10 (GB)

2006—Packers, 34-24 (Mia)

2010—Dolphins, 23-20 (GB) OT

2014—Packers, 27-24 (Mia)

2018—Packers, 31-12 (GB)

2022—Packers, 26-20 (M)  
(RS Pts.—Dolphins 365, Packers 313)

## ALL-TIME TEAM VS. TEAM RESULTS

### GREEN BAY vs. MINNESOTA

RS: Packers lead series, 65-57-3;

PS: Series tied, 1-1

1961—Packers, 33-7 (Minn)  
Packers, 28-10 (Mil)  
1962—Packers, 34-7 (GB)  
Packers, 48-21 (Minn)  
1963—Packers, 37-28 (Minn)  
Packers, 28-7 (GB)  
1964—Vikings, 24-23 (GB)  
Packers, 42-13 (Minn)  
1965—Packers, 38-13 (Minn)  
Packers, 24-19 (GB)  
1966—Vikings, 20-17 (GB)  
Packers, 28-16 (Minn)  
1967—Vikings, 10-7 (Mil)  
Packers, 30-27 (Minn)  
1968—Vikings, 26-13 (Mil)  
Vikings, 14-10 (Minn)  
1969—Vikings, 19-7 (Minn)  
Vikings, 9-7 (Mil)  
1970—Packers, 13-10 (Mil)  
Vikings, 10-3 (Minn)  
1971—Vikings, 24-13 (GB)  
Vikings, 3-0 (Minn)  
1972—Vikings, 27-13 (GB)  
Packers, 23-7 (Minn)  
1973—Vikings, 11-3 (Minn)  
Vikings, 31-7 (GB)  
1974—Vikings, 32-17 (GB)  
Packers, 19-7 (Minn)  
1975—Vikings, 28-17 (GB)  
Vikings, 24-3 (Minn)  
1976—Vikings, 17-10 (Mil)  
Vikings, 20-9 (Minn)  
1977—Vikings, 19-7 (Minn)  
Vikings, 13-6 (GB)  
1978—Vikings, 21-7 (Minn)  
Tie, 10-10 (GB) OT  
1979—Vikings, 27-21 (Minn) OT  
Packers, 19-7 (Mil)  
1980—Packers, 16-3 (GB)  
Packers, 25-13 (Minn)  
1981—Vikings, 30-13 (Mil)  
Packers, 35-23 (Minn)  
1982—Packers, 26-7 (Mil)  
1983—Vikings, 20-17 (GB) OT  
Packers, 29-21 (Minn)  
1984—Packers, 45-17 (Mil)  
Packers, 38-14 (Minn)  
1985—Packers, 20-17 (Mil)  
Packers, 27-17 (Minn)  
1986—Vikings, 42-7 (Minn)  
Vikings, 32-6 (GB)  
1987—Packers, 23-16 (Minn)  
Packers, 16-10 (Mil)  
1988—Packers, 34-14 (Minn)  
Packers, 18-6 (GB)  
1989—Vikings, 26-14 (Minn)  
Packers, 20-19 (Mil)  
1990—Packers, 24-10 (Mil)  
Vikings, 23-7 (Minn)  
1991—Vikings, 35-21 (GB)  
Packers, 27-7 (Minn)  
1992—Vikings, 23-20 (GB) OT  
Vikings, 27-7 (Minn)  
1993—Vikings, 15-13 (Minn)  
Vikings, 21-17 (Mil)  
1994—Packers, 16-10 (GB)  
Vikings, 13-10 (Minn) OT  
1995—Packers, 38-21 (GB)  
Vikings, 27-24 (Minn)  
1996—Vikings, 30-21 (Minn)  
Packers, 38-10 (GB)  
1997—Packers, 38-32 (GB)  
Packers, 27-11 (Minn)  
1998—Vikings, 37-24 (GB)  
Vikings, 28-14 (Minn)

1999—Packers, 23-20 (GB)  
Vikings, 24-20 (Minn)  
2000—Packers, 26-20 (GB) OT  
Packers, 33-28 (Minn)  
2001—Vikings, 35-13 (Minn)  
Packers, 24-13 (GB)  
2002—Vikings, 31-21 (Minn)  
Packers, 26-22 (GB)  
2003—Vikings, 30-25 (GB)  
Packers, 30-27 (Minn)  
2004—Packers, 34-31 (GB)  
Packers, 34-31 (Minn)  
\*Vikings, 31-17 (GB)  
2005—Vikings, 23-20 (Minn)  
Vikings, 20-17 (GB)  
2006—Packers, 23-17 (Minn)  
Packers, 9-7 (GB)  
2007—Packers, 23-16 (Minn)  
Packers, 34-0 (GB)  
2008—Packers, 24-19 (GB)  
Vikings, 28-27 (Minn)  
2009—Vikings, 30-23 (Minn)  
Vikings, 38-26 (GB)  
2010—Packers, 28-24 (GB)  
Packers, 31-3 (Minn)  
2011—Packers, 33-27 (Minn)  
Packers, 45-7 (GB)  
2012—Packers, 23-14 (GB)  
Vikings, 37-34 (Minn)  
\*Packers, 24-10 (GB)  
2013—Packers, 44-31 (Minn)  
Tie, 26-26 (GB) OT  
2014—Packers, 42-10 (GB)  
Packers, 24-21 (Minn)  
2015—Packers, 30-13 (Minn)  
Vikings, 20-13 (GB)  
2016—Vikings, 17-14 (Minn)  
Packers, 38-25 (GB)  
2017—Vikings, 23-10 (Minn)  
Vikings, 16-0 (GB)  
2018—Tie, 29-29 (GB) OT  
Vikings, 24-17 (Minn)  
2019—Packers, 21-16 (GB)  
Packers, 23-10 (Minn)  
2020—Packers, 43-34 (Minn)  
Vikings, 28-22 (GB)  
2021—Vikings, 34-31 (Minn)  
Packers, 37-10 (GB)  
2022—Vikings, 23-7 (Minn)  
Packers, 41-17 (GB)  
2023—Vikings, 24-10 (GB)  
Packers, 33-10 (Minn)  
(RS Pts.—Packers 2,773, Vikings 2,448)  
(PS Pts.—Packers 41, Vikings 41)

\*NFC Wild Card Playoff

### GREEN BAY vs. NEW ENGLAND

RS: Series tied, 6-6;

PS: Packers lead series, 1-0

1973—Patriots, 33-24 (NE)  
1979—Packers, 27-14 (GB)  
1985—Patriots, 26-20 (NE)  
1988—Packers, 45-3 (Mil)  
1994—Patriots, 17-16 (NE)  
1996—\*Packers, 35-21 (New Orleans)  
1997—Packers, 28-10 (NE)  
2002—Packers, 28-10 (NE)  
2006—Patriots, 35-0 (GB)  
2010—Patriots, 31-27 (NE)  
2014—Packers, 26-21 (GB)  
2018—Patriots, 31-17 (NE)  
2022—Packers, 27-24 (GB) OT  
(RS Pts.—Packers 285, Patriots 255)  
(PS Pts.—Packers 35, Patriots 21)

\*Super Bowl XXXI

### GREEN BAY vs. NEW ORLEANS

RS: Packers lead series, 18-10

1968—Packers, 29-7 (Mil)  
1971—Saints, 29-21 (Mil)  
1972—Packers, 30-20 (NO)  
1973—Packers, 30-10 (Mil)  
1975—Saints, 20-19 (NO)  
1976—Packers, 32-27 (Mil)  
1977—Packers, 24-20 (NO)  
1978—Packers, 28-17 (Mil)  
1979—Packers, 28-19 (Mil)  
1981—Packers, 35-7 (NO)  
1984—Packers, 23-13 (NO)  
1985—Packers, 38-14 (Mil)  
1986—Saints, 24-10 (NO)  
1987—Saints, 33-24 (NO)  
1989—Packers, 35-34 (GB)  
1993—Packers, 19-17 (NO)  
1995—Packers, 34-23 (NO)  
2002—Saints, 35-20 (NO)  
2005—Packers, 52-3 (GB)  
2006—Saints, 34-27 (GB)  
2008—Saints, 51-29 (NO)  
2011—Packers, 42-34 (GB)  
2012—Packers, 28-27 (GB)  
2014—Saints, 44-23 (NO)  
2017—Saints, 26-17 (GB)  
2020—Packers, 37-30 (NO)  
2021—Saints, 38-3 (Jacksonville)

(RS Pts.—Packers 755, Saints 673)

### GREEN BAY vs. N.Y. GIANTS

RS: Packers lead series, 29-25-2;

PS: Packers lead series, 5-3

1928—Giants, 6-0 (GB)  
Packers, 7-0 (NY)  
1929—Packers, 20-6 (NY)  
1930—Packers, 14-7 (GB)  
Giants, 13-6 (NY)  
1931—Packers, 27-7 (GB)  
Packers, 14-10 (NY)  
1932—Packers, 13-0 (GB)  
Giants, 6-0 (NY)  
1933—Giants, 10-7 (Mil)  
Giants, 17-6 (NY)  
1934—Packers, 20-6 (Mil)  
Giants, 17-3 (NY)  
1935—Packers, 16-7 (GB)  
1936—Packers, 26-14 (NY)  
1937—Giants, 10-0 (NY)  
1938—Giants, 15-3 (NY)  
\*Giants, 23-17 (NY)  
1939—\*Packers, 27-0 (Mil)  
1940—Giants, 7-3 (NY)  
1942—Tie, 21-21 (NY)  
1943—Packers, 35-21 (NY)  
1944—Giants, 24-0 (NY)  
\*Packers, 14-7 (NY)  
1945—Packers, 23-14 (NY)  
1947—Tie, 24-24 (NY)  
1948—Giants, 49-3 (Mil)  
1949—Giants, 30-10 (GB)  
1952—Packers, 17-3 (NY)  
1957—Giants, 31-17 (GB)  
1959—Giants, 20-3 (NY)  
1961—\*Packers, 20-17 (Mil)  
\*Packers, 37-0 (GB)  
2010—\*Packers, 16-7 (NY)  
1967—Packers, 48-21 (NY)  
1969—Packers, 20-10 (Mil)  
1971—Giants, 42-40 (GB)  
1973—Packers, 16-14 (New Haven)  
1975—Packers, 40-14 (Mil)  
1980—Giants, 27-21 (NY)  
1981—Packers, 27-14 (NY)  
Packers, 26-24 (Mil)  
1982—Packers, 27-19 (NY)  
1983—Giants, 27-3 (NY)

## ALL-TIME TEAM VS. TEAM RESULTS

1985—Packers, 23-20 (GB)  
 1986—Giants, 55-24 (NY)  
 1987—Giants, 20-10 (NY)  
 1992—Giants, 27-7 (NY)  
 1995—Packers, 14-6 (GB)  
 1998—Packers, 37-3 (NY)  
 2001—Packers, 34-25 (NY)  
 2004—Giants, 14-7 (GB)  
 2007—Packers, 35-13 (NY)  
     \*\*Giants, 23-20 (GB) OT  
 2010—Packers, 45-17 (GB)  
 2011—Packers, 38-35 (NY)  
     \*\*\*Giants, 37-20 (GB)  
 2012—Giants, 38-10 (NY)  
 2013—Giants, 27-13 (NY)  
 2016—Packers, 23-16 (GB)  
     \*\*\*\*Packers, 38-13 (GB)  
 2019—Packers, 31-13 (NY)  
 2022—Giants, 27-22 (London)  
 2023—Giants, 24-22 (NY)  
 (RS Pts.—Packers 1,021, Giants 1,004)  
 (PS Pts.—Packers 189, Giants 110)  
*\*NFL Championship*  
*\*\*NFC Championship Game*  
*\*\*\*NFC Divisional Playoff*  
*\*\*\*\*NFC Wild Card Playoff*  
**GREEN BAY vs. N.Y. JETS**  
 RS: Jets lead series, 9-5  
 1973—Packers, 23-7 (Mil)  
 1979—Jets, 27-22 (GB)  
 1981—Jets, 28-3 (NY)  
 1982—Jets, 15-13 (NY)  
 1985—Jets, 24-3 (Mil)  
 1991—Jets, 19-16 (NY) OT  
 1994—Packers, 17-10 (GB)  
 2000—Jets, 20-16 (GB)  
 2002—Jets, 42-17 (NY)  
 2006—Jets, 38-10 (GB)  
 2010—Packers, 9-0 (NY)  
 2014—Packers, 31-24 (GB)  
 2018—Packers, 44-38 (NY) OT  
 2022—Jets, 27-10 (GB)  
 (RS Pts.—Jets 319, Packers 234)  
**GREEN BAY vs. PHILADELPHIA**  
 RS: Packers lead series, 27-16  
 PS: Eagles lead series, 2-1  
 1933—Packers, 35-9 (GB)  
     Packers, 10-0 (P)  
 1934—Packers, 19-6 (GB)  
 1935—Packers, 13-6 (P)  
 1937—Packers, 37-7 (Mil)  
 1939—Packers, 23-16 (P)  
 1940—Packers, 27-20 (GB)  
 1942—Packers, 7-0 (P)  
 1946—Packers, 19-7 (P)  
 1947—Eagles, 28-14 (P)  
 1951—Packers, 37-24 (GB)  
 1952—Packers, 12-10 (Mil)  
 1954—Packers, 37-14 (P)  
 1958—Packers, 38-35 (GB)  
 1960—Eagles, 17-13 (P)  
 1962—Packers, 49-0 (P)  
 1968—Packers, 30-13 (GB)  
 1970—Packers, 30-17 (Mil)  
 1974—Eagles, 36-14 (P)  
 1976—Packers, 28-13 (GB)  
 1978—Eagles, 10-3 (P)  
 1979—Eagles, 21-10 (GB)  
 1987—Packers, 16-10 (GB) OT  
 1990—Eagles, 31-0 (P)  
 1991—Eagles, 20-3 (GB)  
 1992—Packers, 27-24 (Mil)  
 1993—Eagles, 20-17 (GB)  
 1994—Eagles, 13-7 (P)  
 1996—Packers, 39-13 (GB)  
 1997—Eagles, 10-9 (P)  
 1998—Packers, 24-16 (GB)  
 2000—Packers, 6-3 (GB)

2003—Eagles, 17-14 (GB)  
     \*\*Eagles, 20-17 (P) OT  
 2004—Eagles, 47-17 (P)  
 2005—Eagles, 19-14 (P)  
 2006—Eagles, 31-9 (P)  
 2007—Packers, 16-13 (GB)  
 2010—Packers, 27-20 (P)  
     \*\*\*Packers, 21-16 (P)  
 2013—Eagles, 27-13 (GB)  
 2014—Packers, 53-20 (GB)  
 2016—Packers, 27-13 (P)  
 2019—Eagles, 34-27 (GB)  
 2020—Packers, 30-16 (GB)  
 2022—Eagles, 40-33 (P)  
 (RS Pts.—Packers 920, Eagles 749)  
 (PS Pts.—Eagles 53, Packers 51)  
*\*NFL Championship*  
*\*\*NFC Divisional Playoff*  
*\*\*\*NFC Wild Card Playoff*  
**GREEN BAY vs. \*PITTSBURGH**  
 RS: Packers lead series, 19-17;  
 PS: Packers lead series, 1-0  
 1933—Packers, 47-0 (GB)  
 1935—Packers, 27-0 (GB)  
     Packers, 34-14 (P)  
 1936—Packers, 42-10 (Mil)  
 1938—Packers, 20-0 (GB)  
 1940—Packers, 24-3 (Mil)  
 1941—Packers, 54-7 (P)  
 1942—Packers, 24-21 (Mil)  
 1946—Packers, 17-7 (GB)  
 1947—Steelers, 18-17 (Mil)  
 1948—Steelers, 38-7 (P)  
 1949—Steelers, 30-7 (Mil)  
 1951—Packers, 35-33 (Mil)  
     Steelers, 28-7 (P)  
 1953—Steelers, 31-14 (P)  
 1954—Steelers, 21-20 (GB)  
 1957—Packers, 27-10 (P)  
 1960—Packers, 19-13 (P)  
 1963—Packers, 33-14 (Mil)  
 1965—Packers, 41-9 (P)  
 1967—Steelers, 24-17 (GB)  
 1969—Packers, 38-34 (P)  
 1970—Packers, 20-12 (P)  
 1975—Steelers, 16-13 (Mil)  
 1980—Steelers, 22-20 (P)  
 1983—Steelers, 25-21 (GB)  
 1986—Steelers, 27-3 (P)  
 1992—Packers, 17-3 (GB)  
 1995—Packers, 24-19 (GB)  
 1998—Steelers, 27-20 (P)  
 2005—Steelers, 20-10 (GB)  
 2009—Steelers, 37-36 (P)  
 2010—\*\*Packers, 31-25 (North Texas)  
 2013—Steelers, 38-31 (GB)  
 2017—Steelers, 31-28 (P)  
 2021—Packers, 27-17 (GB)  
 2023—Steelers, 23-19 (P)  
 (RS Pts.—Packers 860, Steelers 682)  
 (PS Pts.—Packers 31, Steelers 25)  
*\*Steelers known as Pirates prior to 1940*  
*\*\*Super Bowl XLV*  
**GREEN BAY vs. SAN FRANCISCO**  
 RS: Packers lead series, 34-28-1;  
 PS: 49ers lead series, 6-4  
 1950—Packers, 25-21 (GB)  
     49ers, 30-14 (SF)  
 1951—49ers, 31-19 (SF)  
 1952—49ers, 24-14 (SF)  
 1953—49ers, 37-7 (Mil)  
     49ers, 48-14 (SF)  
 1954—49ers, 23-17 (Mil)  
     49ers, 35-0 (SF)  
 1955—Packers, 27-21 (Mil)  
     Packers, 28-7 (SF)  
 1956—49ers, 17-16 (GB)  
     49ers, 38-20 (SF)

1957—49ers, 24-14 (Mil)  
     49ers, 27-20 (SF)  
 1958—49ers, 33-12 (Mil)  
     49ers, 48-21 (SF)  
 1959—Packers, 21-20 (GB)  
     Packers, 36-14 (SF)  
 1960—Packers, 41-14 (Mil)  
     Packers, 13-0 (SF)  
 1961—Packers, 30-10 (GB)  
     49ers, 22-21 (SF)  
 1962—Packers, 31-13 (Mil)  
     Packers, 31-21 (SF)  
 1963—Packers, 28-10 (Mil)  
     Packers, 21-17 (SF)  
 1964—Packers, 24-14 (Mil)  
     49ers, 24-14 (SF)  
 1965—Packers, 27-10 (GB)  
     Tie, 24-24 (SF)  
 1966—49ers, 21-20 (SF)  
     Packers, 20-7 (Mil)  
 1967—Packers, 13-0 (GB)  
 1968—49ers, 27-20 (SF)  
 1969—Packers, 14-7 (Mil)  
 1970—49ers, 26-10 (SF)  
 1972—Packers, 34-24 (Mil)  
 1973—49ers, 20-6 (SF)  
 1974—49ers, 7-6 (SF)  
 1976—49ers, 26-14 (GB)  
 1977—Packers, 16-14 (Mil)  
 1980—Packers, 23-16 (Mil)  
 1981—49ers, 13-3 (Mil)  
 1986—49ers, 31-17 (Mil)  
 1987—49ers, 23-12 (GB)  
 1989—Packers, 21-17 (SF)  
 1990—49ers, 24-20 (GB)  
 1995—\*Packers, 27-17 (SF)  
 1996—Packers, 23-20 (GB) OT  
     \*Packers, 35-14 (GB)  
 1997—\*\*Packers, 23-10 (SF)  
 1998—Packers, 36-22 (GB)  
     \*\*\*49ers, 30-27 (SF)  
 1999—Packers, 20-3 (SF)  
 2000—Packers, 31-28 (GB)  
 2001—\*\*\*Packers, 25-15 (GB)  
 2002—Packers, 20-14 (SF)  
 2003—Packers, 20-10 (GB)  
 2006—Packers, 30-19 (SF)  
 2009—Packers, 30-24 (GB)  
 2010—Packers, 34-16 (GB)  
 2012—49ers, 30-22 (GB)  
     \*49ers, 45-31 (SF)  
 2013—49ers, 34-28 (SF)  
     \*\*\*49ers, 23-20 (GB)  
 2015—Packers, 17-3 (SF)  
 2018—Packers, 33-30 (GB)  
 2019—49ers, 37-8 (SF)  
     \*\*49ers, 37-20 (SF)  
 2020—Packers, 34-17 (SF)  
 2021—Packers, 30-28 (SF)  
     \*49ers, 13-10 (SF)  
 2023—\*49ers, 24-21 (SF)  
 (RS Pts.—Packers 1,315, 49ers 1,315)  
 (PS Pts.—Packers 239, 49ers 228)  
*\*NFC Divisional Playoff*  
*\*\*NFC Championship*  
*\*\*\*NFC Wild Card Playoff*  
**GREEN BAY vs. SEATTLE**  
 RS: Packers lead series, 12-8;  
 PS: Packers lead series, 3-1  
 1976—Packers, 27-20 (Mil)  
 1978—Packers, 45-28 (Mil)  
 1981—Packers, 34-24 (GB)  
 1984—Seahawks, 30-24 (Mil)  
 1987—Seahawks, 24-13 (S)  
 1990—Seahawks, 20-14 (Mil)  
 1996—Packers, 31-10 (S)  
 1999—Seahawks, 27-7 (GB)  
 2003—Packers, 35-13 (GB)  
     \*Packers, 33-27 (GB) OT

## ALL-TIME TEAM VS. TEAM RESULTS

2005—Packers, 23-17 (GB)  
 2006—Seahawks, 34-24 (S)  
 2007—\*\*Packers, 42-20 (GB)  
 2008—Packers, 27-17 (S)  
 2009—Packers, 48-10 (GB)  
 2012—Seahawks, 14-12 (S)  
 2014—Seahawks, 36-16 (S)  
 \*\*\*Seahawks, 28-22 (S) OT  
 2015—Packers, 27-17 (GB)  
 2016—Packers, 38-10 (GB)  
 2017—Packers, 17-9 (GB)  
 2018—Seahawks, 27-24 (S)  
 2019—\*\*Packers, 28-23 (GB)  
 2021—Packers, 17-0 (S)  
 (RS Pts.—Packers 503, Seahawks 387)  
 (PS Pts.—Packers 125, Seahawks 98)  
*\*NFC Wild Card Playoff*  
*\*\*NFC Divisional Playoff*  
*\*\*\*NFC Championship*  
**GREEN BAY vs. TAMPA BAY**  
 RS: Packers lead series, 33-23-1;  
 PS: Series tied, 1-1  
 1977—Packers, 13-0 (TB)  
 1978—Packers, 9-7 (GB)  
     Packers, 17-7 (TB)  
 1979—Buccaneers, 21-10 (GB)  
     Buccaneers, 21-3 (TB)  
 1980—Tie, 14-14 (TB) OT  
     Buccaneers, 20-17 (Mil)  
 1981—Buccaneers, 21-10 (GB)  
     Buccaneers, 37-3 (TB)  
 1983—Packers, 55-14 (GB)  
     Packers, 12-9 (TB) OT  
 1984—Buccaneers, 30-27 (TB) OT  
     Packers, 27-14 (GB)  
 1985—Packers, 21-0 (GB)  
     Packers, 20-17 (TB)  
 1986—Packers, 31-7 (Mil)  
     Packers, 21-7 (TB)  
 1987—Buccaneers, 23-17 (Mil)  
 1988—Buccaneers, 13-10 (GB)  
     Buccaneers, 27-24 (TB)  
 1989—Buccaneers, 23-21 (GB)  
     Packers, 17-16 (TB)  
 1990—Buccaneers, 26-14 (TB)  
     Packers, 20-10 (Mil)  
 1991—Packers, 15-13 (GB)  
     Packers, 27-0 (TB)  
 1992—Buccaneers, 31-3 (TB)  
     Packers, 19-14 (Mil)  
 1993—Packers, 37-14 (TB)  
     Packers, 13-10 (GB)  
 1994—Packers, 30-3 (GB)  
     Packers, 34-19 (TB)  
 1995—Packers, 35-13 (GB)  
     Buccaneers, 13-10 (TB) OT  
 1996—Packers, 34-3 (TB)  
     Packers, 13-7 (GB)  
 1997—Packers, 21-16 (GB)  
     Packers, 17-6 (TB)  
     \*Packers, 21-7 (GB)  
 1998—Packers, 23-15 (GB)  
     Buccaneers, 24-22 (TB)  
 1999—Packers, 26-23 (GB)  
     Buccaneers, 29-10 (TB)  
 2000—Buccaneers, 20-15 (TB)  
     Packers, 17-14 (GB) OT  
 2001—Buccaneers, 14-10 (TB)  
     Packers, 21-20 (GB)  
 2002—Buccaneers, 21-7 (TB)  
 2003—Packers, 20-13 (TB)  
 2005—Buccaneers, 17-16 (GB)  
 2008—Buccaneers, 30-21 (TB)  
 2009—Buccaneers, 38-28 (TB)  
 2011—Packers, 35-26 (GB)  
 2014—Packers, 20-3 (TB)  
 2017—Packers, 26-20 (GB) OT  
 2020—Buccaneers, 38-10 (TB)

\*\*Buccaneers, 31-26 (GB)  
 2022—Packers, 14-12 (TB)  
 2023—Buccaneers, 34-20 (GB)  
 (RS Pts.—Packers 1,102, Buccaneers 957)  
 (PS Pts.—Packers 47, Buccaneers 38)  
*\*NFC Divisional Playoff*  
*\*\*NFC Championship*  
**GREEN BAY vs. \*TENNESSEE**  
 RS: Titans lead series, 8-6  
 1972—Packers, 23-10 (H)  
 1977—Oilers, 16-10 (GB)  
 1980—Oilers, 22-3 (GB)  
 1983—Packers, 41-38 (H) OT  
 1986—Oilers, 31-3 (GB)  
 1992—Packers, 16-14 (H)  
 1998—Packers, 30-22 (GB)  
 2001—Titans, 26-20 (T)  
 2004—Titans, 48-27 (GB)  
 2008—Titans, 19-16 (T) OT  
 2012—Packers, 55-7 (GB)  
 2016—Titans, 47-25 (T)  
 2020—Packers, 40-14 (GB)  
 2022—Titans, 27-17 (GB)  
 (RS Pts.—Titans 341, Packers 326)  
*\*Franchise in Houston prior to 1997; known as Oilers prior to 1999*  
**GREEN BAY vs. \*WASHINGTON**  
 RS: Packers lead series, 20-16-1;  
 PS: Packers lead series, 2-1  
 1932—Packers, 21-0 (B)  
 1933—Tie, 7-7 (GB)  
     Redskins, 20-7 (B)  
 1934—Packers, 10-0 (B)  
 1936—Packers, 31-2 (GB)  
     Packers, 7-3 (B)  
     \*\*Packers, 21-6 (New York)  
 1937—Redskins, 14-6 (W)  
 1939—Packers, 24-14 (Mil)  
 1941—Packers, 22-17 (W)  
 1943—Redskins, 33-7 (Mil)  
 1946—Packers, 20-7 (W)  
 1947—Packers, 27-10 (Mil)  
 1948—Redskins, 23-7 (Mil)  
 1949—Redskins, 30-0 (W)  
 1950—Packers, 35-21 (Mil)  
 1952—Packers, 35-20 (Mil)  
 1958—Redskins, 37-21 (W)  
 1959—Packers, 21-0 (GB)  
 1968—Packers, 27-7 (W)  
 1972—Redskins, 21-16 (W)  
     \*\*\*Redskins, 16-3 (W)  
 1974—Redskins, 17-6 (GB)  
 1977—Redskins, 10-9 (W)  
 1979—Redskins, 38-21 (W)  
 1983—Packers, 48-47 (GB)  
 1986—Redskins, 16-7 (GB)  
 1988—Redskins, 20-17 (Mil)  
 2001—Packers, 37-0 (GB)  
 2002—Packers, 30-9 (GB)  
 2004—Packers, 28-14 (W)  
 2007—Packers, 17-14 (GB)  
 2010—Redskins, 16-13 (W) OT  
 2013—Packers, 38-20 (GB)  
 2015—\*\*\*\*Packers, 35-18 (W)  
 2016—Redskins, 42-24 (W)  
 2018—Redskins, 31-17 (W)  
 2019—Packers, 20-15 (GB)  
 2021—Packers, 24-10 (GB)  
 2022—Commanders, 23-21 (W)  
 (RS Pts.—Packers 728, Commanders 628)  
 (PS Pts.—Packers 59, Commanders 40)  
*\*Franchise in Boston prior to 1937 and known as Braves prior to 1933; known as Redskins prior to 2020; known as Washington Football Team prior to 2022*  
*\*\*NFL Championship*  
*\*\*\*NFC Divisional Playoff*  
*\*\*\*\*NFC Wild Card Playoff*

**HOUSTON vs. ARIZONA**  
 RS: Series tied, 3-3;  
 See Arizona vs. Houston  
**HOUSTON vs. ATLANTA**  
 RS: Series tied, 3-3;  
 See Atlanta vs. Houston  
**HOUSTON vs. BALTIMORE**  
 RS: Ravens lead series, 10-2;  
 PS: Ravens lead series, 2-0;  
 See Baltimore vs. Houston  
**HOUSTON vs. BUFFALO**  
 RS: Series tied, 5-5;  
 PS: Texans lead series, 1-0;  
 See Buffalo vs. Houston  
**HOUSTON vs. CAROLINA**  
 RS: Panthers lead series, 5-2;  
 See Carolina vs. Houston  
**HOUSTON vs. CHICAGO**  
 RS: Texans lead series, 4-2;  
 See Chicago vs. Houston  
**HOUSTON vs. CINCINNATI**  
 RS: Texans lead series, 7-5  
 PS: Texans lead series, 2-0;  
 See Cincinnati vs. Houston  
**HOUSTON vs. CLEVELAND**  
 RS: Series tied, 7-7;  
 PS: Texans lead series, 1-0;  
 See Cleveland vs. Houston  
**HOUSTON vs. DALLAS**  
 RS: Cowboys lead series, 4-2;  
 See Dallas vs. Houston  
**HOUSTON vs. DENVER**  
 RS: Broncos lead series, 6-4;  
 See Denver vs. Houston  
**HOUSTON vs. DETROIT**  
 RS: Texans lead series, 4-1;  
 See Detroit vs. Houston  
**HOUSTON vs. GREEN BAY**  
 RS: Packers lead series, 4-1;  
 See Green Bay vs. Houston  
**HOUSTON vs. INDIANAPOLIS**  
 RS: Colts lead series, 32-11-1;  
 PS: Colts lead series, 1-0  
 2002—Colts, 23-3 (H)  
     Colts, 19-3 (I)  
 2003—Colts, 30-21 (I)  
     Colts, 20-17 (H)  
 2004—Colts, 49-14 (I)  
     Colts, 23-14 (H)  
 2005—Colts, 38-20 (H)  
     Colts, 31-17 (I)  
 2006—Colts, 43-24 (I)  
     Texans, 27-24 (H)  
 2007—Colts, 30-24 (H)  
     Colts, 38-15 (I)  
 2008—Colts, 31-27 (H)  
     Colts, 33-27 (I)  
 2009—Colts, 20-17 (I)  
     Colts, 35-27 (H)  
 2010—Texans, 34-24 (H)  
     Colts, 30-17 (I)  
 2011—Texans, 34-7 (H)  
     Colts, 19-16 (I)  
 2012—Texans, 29-17 (H)  
     Colts, 28-16 (I)  
 2013—Colts, 27-24 (H)  
     Colts, 25-3 (I)  
 2014—Colts, 33-28 (H)  
     Colts, 17-10 (I)  
 2015—Colts, 27-20 (H)  
     Texans, 16-10 (I)  
 2016—Texans, 26-23 (H) OT  
     Texans, 22-17 (I)  
 2017—Colts, 20-14 (H)  
     Colts, 22-13 (I)  
 2018—Texans, 37-34 (I) OT  
     Colts, 24-21 (H)  
     \*Colts, 21-7 (H)

## ALL-TIME TEAM VS. TEAM RESULTS

2019—Colts, 30-23 (I)  
Texans, 20-17 (H)

2020—Colts, 26-20 (H)  
Colts, 27-20 (I)

2021—Colts, 31-3 (I)  
Colts, 31-0 (H)

2022—Tie, 20-20 (H) OT  
Texans, 32-21 (I)

2023—Colts, 31-20 (H)  
Texans, 23-19 (I)

(RS Pts.—Colts 1,154, Texans 858)  
(PS Pts.—Colts 21, Texans 7)  
*\*AFC Wild Card Playoff*

**HOUSTON vs. JACKSONVILLE**  
RS: Texans lead series, 29-15

2002—Texans, 21-19 (J)  
Jaguars, 24-21 (H)

2003—Texans, 24-20 (H)  
Jaguars, 27-0 (J)

2004—Texans, 20-6 (H)  
Texans, 21-0 (J)

2005—Jaguars, 21-14 (J)  
Jaguars, 38-20 (H)

2006—Texans, 27-7 (H)  
Texans, 13-10 (J)

2007—Jaguars, 37-17 (J)  
Texans, 42-28 (H)

2008—Jaguars, 30-27 (J) OT  
Texans, 30-17 (H)

2009—Jaguars, 31-24 (H)  
Jaguars, 23-18 (J)

2010—Jaguars, 31-24 (J)  
Texans, 34-17 (H)

2011—Texans, 24-14 (H)  
Texans, 20-13 (J)

2012—Texans, 27-7 (J)  
Texans, 43-37 (H) OT

2013—Jaguars, 13-6 (H)  
Jaguars, 27-20 (J)

2014—Texans, 27-13 (J)  
Texans, 23-17 (H)

2015—Texans, 31-20 (J)  
Texans, 30-6 (H)

2016—Texans, 24-21 (J)  
Texans, 21-20 (H)

2017—Jaguars, 29-7 (H)  
Jaguars, 45-7 (J)

2018—Texans, 20-7 (J)  
Texans, 20-3 (H)

2019—Texans, 13-12 (H)  
Texans, 26-3 (London)

2020—Texans, 30-14 (H)  
Texans, 27-25 (J)

2021—Texans, 37-21 (J)  
Texans, 30-16 (H)

2022—Texans, 13-6 (J)  
Jaguars, 31-3 (H)

2023—Texans, 37-17 (J)  
Jaguars, 24-21 (H)

(RS Pts.—Texans 984, Jaguars 847)

**HOUSTON vs. KANSAS CITY**  
RS: Chiefs lead series, 7-5;  
PS: Chiefs lead series, 2-0

2003—Chiefs, 42-14 (H)

2004—Texans, 24-21 (KC)

2005—Chiefs, 45-17 (H)

2007—Texans, 20-3 (H)

2010—Texans, 35-31 (H)

2013—Chiefs, 17-16 (KC)

2015—Chiefs, 27-20 (H)  
\*Chiefs, 30-0 (H)

2016—Texans, 19-12 (H)

2017—Chiefs, 42-34 (H)

2019—Texans, 31-24 (KC)  
\*\*Chiefs, 51-31 (KC)

2020—Chiefs, 34-20 (KC)

2022—Chiefs, 30-24 (H) OT

(RS Pts.—Chiefs 328, Texans 274)  
(PS Pts.—Chiefs 81, Texans 31)

*\*AFC Wild Card Playoff*  
*\*\*AFC Divisional Playoff*

**HOUSTON vs. \*\*LAS VEGAS**  
RS: Texans lead series, 7-5;  
PS: Texans lead series, 1-0

2004—Texans, 30-17 (H)

2006—Texans, 23-14 (O)

2007—Texans, 24-17 (O)

2008—Raiders, 27-16 (O)

2009—Texans, 29-6 (H)

2010—Texans, 31-24 (O)

2011—Raiders, 25-20 (H)

2013—Raiders, 28-23 (H)

2014—Texans, 30-14 (O)

2016—Raiders, 27-20 (Mexico City)  
\*Texans, 27-14 (H)

2019—Texans, 27-24 (H)

2022—Raiders, 38-20 (LV)  
(RS Pts.—Texans 293, Raiders 261)  
(PS Pts.—Texans 27, Raiders 14)  
*\*AFC Wild Card Playoff*  
*\*\*Franchise in Oakland from 1995-2019*

**HOUSTON vs. \*L.A. CHARGERS**  
RS: Chargers lead series, 6-3

2002—Chargers, 24-3 (SD)

2004—Chargers, 27-20 (H)

2007—Chargers, 35-10 (SD)

2010—Chargers, 29-23 (H)

2013—Texans, 31-28 (SD)

2016—Chargers, 21-13 (H)

2019—Texans, 27-20 (LA)

2021—Texans, 41-29 (H)

2022—Chargers, 34-24 (H)  
(RS Pts.—Chargers 247, Texans 192)  
*\*Franchise in San Diego from 1961-2016*

**HOUSTON vs. \*L.A. RAMS**  
RS: Rams lead series, 4-1

2005—Rams, 33-27 (H) OT

2009—Texans, 16-13 (StL)

2013—Rams, 38-13 (H)

2017—Rams, 33-7 (LA)

2021—Rams, 38-22 (H)  
(RS Pts.—Rams 155, Texans 85)  
*\*Franchise in St. Louis from 2002-2015*

**HOUSTON vs. MIAMI**  
RS: Texans lead series, 8-3

2003—Texans, 21-20 (M)

2006—Texans, 17-15 (H)

2007—Texans, 22-19 (H)

2008—Texans, 29-28 (H)

2009—Texans, 27-20 (M)

2011—Texans, 23-13 (M)

2012—Texans, 30-10 (H)

2015—Dolphins, 44-26 (M)

2018—Texans, 42-23 (H)

2021—Dolphins, 17-9 (M)

2022—Dolphins, 30-15 (M)  
(RS Pts.—Texans 261, Dolphins 239)

**HOUSTON vs. MINNESOTA**  
RS: Vikings lead series, 5-0

2004—Vikings, 34-28 (H) OT

2008—Vikings, 28-21 (M)

2012—Vikings, 23-6 (H)

2016—Vikings, 31-13 (M)

2020—Vikings, 31-23 (H)  
(RS Pts.—Vikings 147, Texans 91)

**HOUSTON vs. NEW ENGLAND**  
RS: Patriots lead series, 9-3;  
PS: Patriots lead series, 2-0

2003—Patriots, 23-20 (H) OT

2006—Patriots, 40-7 (NE)

2009—Texans, 34-27 (H)

2012—Patriots, 42-14 (NE)  
\*Patriots, 41-28 (NE)

2013—Patriots, 34-31 (H)

2015—Patriots, 27-6 (H)

2016—Patriots, 27-0 (NE)  
\*Patriots, 34-16 (NE)

2017—Patriots, 36-33 (NE)

2018—Patriots, 27-20 (NE)

2019—Texans, 28-22 (H)

2020—Texans, 27-20 (H)

2021—Patriots, 25-22 (H)  
(RS Pts.—Patriots 350, Texans 242)  
(PS Pts.—Patriots 75, Texans 44)  
*\*AFC Divisional Playoff*

**HOUSTON vs. NEW ORLEANS**  
RS: Saints lead series, 3-3

2003—Saints, 31-10 (NO)

2007—Texans, 23-10 (H)

2011—Saints, 40-33 (NO)

2015—Texans, 24-6 (H)

2019—Saints, 30-28 (NO)

2023—Texans, 20-13 (H)  
(RS Pts.—Texans 138, Saints 130)

**HOUSTON vs. N.Y. GIANTS**  
RS: Giants lead series, 5-1

2002—Texans, 16-14 (H)

2006—Giants, 14-10 (NY)

2010—Giants, 34-10 (H)

2014—Giants, 30-17 (NY)

2018—Giants, 27-22 (H)

2022—Giants, 24-16 (NY)  
(RS Pts.—Giants 143, Texans 91)

**HOUSTON vs. N.Y. JETS**  
RS: Jets lead series, 7-3

2003—Jets, 19-14 (H)

2004—Jets, 29-7 (NY)

2006—Jets, 26-11 (NY)

2009—Jets, 24-7 (H)

2010—Jets, 30-27 (NY)

2012—Texans, 23-17 (NY)

2015—Texans, 24-17 (H)

2018—Texans, 29-22 (NY)

2021—Jets, 21-14 (H)

2023—Jets, 30-6 (NY)  
(RS Pts.—Jets 235, Texans 162)

**HOUSTON vs. PHILADELPHIA**  
RS: Eagles lead series, 6-0

2002—Eagles, 35-17 (P)

2006—Eagles, 24-10 (H)

2010—Eagles, 34-24 (P)

2014—Eagles, 31-21 (H)

2018—Eagles, 32-30 (P)

2022—Eagles, 29-17 (H)  
(RS Pts.—Eagles 185, Texans 119)

**HOUSTON vs. PITTSBURGH**  
RS: Steelers lead series, 5-3

2002—Texans, 24-6 (P)

2005—Steelers, 27-7 (H)

2008—Steelers, 38-17 (P)

2011—Texans, 17-10 (H)

2014—Steelers, 30-23 (P)

2017—Steelers, 34-6 (H)

2020—Steelers, 28-21 (P)

2023—Texans, 30-6 (H)  
(RS Pts.—Steelers 179, Texans 145)

**HOUSTON vs. SAN FRANCISCO**  
RS: 49ers lead series, 4-1

2005—49ers, 20-17 (SF) OT

2009—Texans, 24-21 (H)

2013—49ers, 34-3 (SF)

2017—49ers, 26-16 (H)

2021—49ers, 23-7 (SF)  
(RS Pts.—49ers 124, Texans 67)

**HOUSTON vs. SEATTLE**  
RS: Seahawks lead series, 4-1

2005—Seahawks, 42-10 (S)

2009—Texans, 34-7 (H)

2013—Seahawks, 23-20 (H) OT

2017—Seahawks, 41-38 (S)

2021—Seahawks, 33-13 (H)  
(RS Pts.—Seahawks 146, Texans 115)

## ALL-TIME TEAM VS. TEAM RESULTS

### HOUSTON vs. TAMPA BAY

RS: Texans lead series, 5-1  
 2003—Buccaneers, 16-3 (TB)  
 2007—Texans, 28-14 (H)  
 2011—Texans, 37-9 (TB)  
 2015—Texans, 19-9 (H)  
 2019—Texans, 23-20 (TB)  
 2023—Texans, 39-37 (H)

(RS Pts.—Texans 149, Buccaneers 105)

### HOUSTON vs. TENNESSEE

RS: Titans lead series, 23-21  
 2002—Titans, 17-10 (T)

Titans, 13-3 (H)

2003—Titans, 38-17 (T)

Titans, 27-24 (H)

2004—Texans, 20-10 (T)

Texans, 31-21 (H)

2005—Titans, 34-20 (H)

Titans, 13-10 (T)

2006—Titans, 28-22 (T)

Titans, 26-20 (H) OT

2007—Titans, 38-36 (H)

Titans, 28-20 (T)

2008—Titans, 31-12 (T)

Texans, 13-12 (H)

2009—Texans, 34-31 (T)

Titans, 20-17 (H)

2010—Texans, 20-0 (H)

Titans, 31-17 (T)

2011—Texans, 41-7 (T)

Titans, 23-22 (H)

2012—Texans, 38-14 (H)

Texans, 24-10 (T)

2013—Texans, 30-24 (H) OT

Titans, 16-10 (T)

2014—Texans, 30-16 (T)

Texans, 45-21 (H)

2015—Texans, 20-6 (H)

Texans, 34-6 (T)

2016—Texans, 27-20 (H)

Titans, 24-17 (T)

2017—Texans, 57-14 (H)

Titans, 24-13 (T)

2018—Titans, 20-17 (T)

Texans, 34-17 (H)

2019—Texans, 24-21 (T)

Titans, 35-14 (H)

2020—Titans, 42-36 (T) OT

Titans, 41-38 (H)

2021—Texans, 22-13 (T)

Titans, 28-25 (H)

2022—Titans, 17-10 (H)

Texans, 19-14 (T)

2023—Texans, 19-16 (T) OT

Texans, 26-3 (H)

(RS Pts.—Texans 1,038, Titans 910)

### HOUSTON vs. WASHINGTON

RS: Series tied, 3-3  
 2002—Redskins, 26-10 (W)

2006—Redskins, 31-15 (H)

2010—Texans, 30-27 (W) OT

2014—Texans, 17-6 (H)

2018—Texans, 23-21 (W)

2022—Commanders, 23-10 (H)

(RS Pts.—Commanders 134, Texans 105)

\*Franchise known as Redskins prior to 2020;

known as Washington Football Team prior to 2022

### INDIANAPOLIS vs. ARIZONA

RS: Colts lead series, 9-8;  
 See Arizona vs. Indianapolis

### INDIANAPOLIS vs. ATLANTA

RS: Colts lead series, 15-3;  
 See Atlanta vs. Indianapolis

### INDIANAPOLIS vs. BALTIMORE

RS: Colts lead series, 9-6;  
 PS: Colts lead series, 2-1;  
 See Baltimore vs. Indianapolis

### INDIANAPOLIS vs. BUFFALO

RS: Bills lead series, 37-33-1;  
 PS: Bills lead series, 1-0;

See Buffalo vs. Indianapolis

### INDIANAPOLIS vs. CAROLINA

RS: Panthers lead series, 5-3;  
 See Carolina vs. Indianapolis

### INDIANAPOLIS vs. CHICAGO

RS: Colts lead series, 24-19;  
 PS: Colts lead series, 1-0;

See Chicago vs. Indianapolis

### INDIANAPOLIS vs. CINCINNATI

RS: Colts lead series, 18-13;  
 PS: Colts lead series, 2-0;

See Cincinnati vs. Indianapolis

### INDIANAPOLIS vs. CLEVELAND

RS: Browns lead series, 16-15;  
 PS: Series tied, 2-2;

See Cleveland vs. Indianapolis

### INDIANAPOLIS vs. DALLAS

RS: Cowboys lead series, 11-6  
 PS: Colts lead series, 1-0;

See Dallas vs. Indianapolis

### INDIANAPOLIS vs. DENVER

RS: Broncos lead series, 14-12  
 PS: Colts lead series, 3-0;

See Denver vs. Indianapolis

### INDIANAPOLIS vs. DETROIT

RS: Colts lead series, 22-19-2;  
 See Detroit vs. Indianapolis

### INDIANAPOLIS vs. GREEN BAY

RS: Colts lead series, 23-20-1;  
 PS: Packers lead series, 1-0;

See Green Bay vs. Indianapolis

### INDIANAPOLIS vs. HOUSTON

RS: Colts lead series, 32-11-1;  
 PS: Colts lead series, 1-0;

See Houston vs. Indianapolis

### INDIANAPOLIS vs. JACKSONVILLE

RS: Colts lead series, 27-19  
 1995—Colts, 41-31 (J)

2000—Colts, 43-14 (I)

2002—Colts, 28-25 (J)  
 Colts, 20-13 (I)

2003—Colts, 23-13 (I)

Jaguars, 28-23 (J)

2004—Colts, 24-17 (J)

Jaguars, 27-24 (I)

2005—Colts, 10-3 (I)

Colts, 26-18 (J)

2006—Colts, 21-14 (I)

Jaguars, 44-17 (J)

2007—Colts, 29-7 (J)

Colts, 28-25 (I)

2008—Jaguars, 23-21 (I)

Colts, 31-24 (J)

2009—Colts, 14-12 (I)

Colts, 35-31 (J)

2010—Jaguars, 31-28 (J)

Colts, 34-24 (I)

2011—Jaguars, 17-3 (I)

Jaguars, 19-13 (J)

2012—Jaguars, 22-17 (I)

Colts, 27-10 (J)

2013—Colts, 37-3 (J)

Colts, 30-10 (I)

2014—Colts, 44-17 (J)

Colts, 23-3 (I)

2015—Colts, 16-13 (I) OT

Jaguars, 51-16 (J)

2016—Jaguars, 30-27 (London)

Colts, 24-20 (I)

2017—Jaguars, 27-0 (I)

Jaguars, 30-10 (J)

2018—Colts, 29-26 (I)

Jaguars, 6-0 (J)

2019—Colts, 33-13 (I)

Jaguars, 38-20 (J)

2020—Jaguars, 27-20 (J)

Colts, 28-14 (I)

2021—Colts, 23-17 (I)

Jaguars, 26-11 (J)

2022—Jaguars, 24-0 (J)

Colts, 34-27 (I)

2023—Jaguars, 31-21 (I)

Jaguars, 37-20 (J)

(RS Pts.—Colts 1,046, Jaguars 982)

### \*INDIANAPOLIS vs. KANSAS CITY

RS: Colts lead series, 14-9;

PS: Colts lead series, 4-1

1970—Chiefs, 44-24 (B)

1972—Chiefs, 24-10 (KC)

1975—Colts, 28-14 (B)

1977—Colts, 17-6 (KC)

1979—Chiefs, 14-0 (KC)

Chiefs, 10-7 (B)

1980—Colts, 31-24 (KC)

Chiefs, 38-28 (B)

1985—Chiefs, 20-7 (KC)

1990—Colts, 23-19 (I)

1995—\*\*Colts, 10-7 (KC)

1996—Colts, 24-19 (KC)

1999—Colts, 25-17 (I)

2000—Colts, 27-14 (KC)

2001—Colts, 35-28 (KC)

2003—\*\*Colts, 38-31 (KC)

2004—Chiefs, 45-35 (KC)

2006—\*\*\*Colts, 23-8 (I)

2007—Colts, 13-10 (I)

2010—Colts, 19-9 (I)

2011—Chiefs, 28-24 (I)

2012—Colts, 20-13 (KC)

2013—Colts, 23-7 (KC)

\*\*\*Colts, 45-44 (I)

2016—Chiefs, 30-14 (I)

2018—\*\*Chiefs, 31-13 (KC)

2019—Colts, 19-13 (KC)

2022—Colts, 20-17 (I)

(RS Pts.—Colts 473, Chiefs 463)

(PS Pts.—Colts 129, Chiefs 121)

\*Franchise in Baltimore prior to 1984

\*\*AFC Divisional Playoff

\*\*\*AFC Wild Card Playoff

### \*\*INDIANAPOLIS vs. \*\*LAS VEGAS

RS: Series tied, 10-10;

PS: Series tied, 1-1

1970—\*\*\*Colts, 27-17 (B)

1971—Colts, 37-14 (O)

1973—Raiders, 34-21 (B)

1975—Raiders, 31-20 (B)

1977—\*\*\*\*Raiders, 37-31 (B) 2OT

1984—Raiders, 21-7 (LA)

1986—Colts, 30-24 (LA)

1991—Raiders, 16-0 (LA)

1995—Raiders, 30-17 (O)

2000—Raiders, 38-31 (I)

2001—Raiders, 23-18 (I)

2004—Colts, 35-14 (I)

2007—Colts, 21-14 (O)

2010—Colts, 31-26 (O)

2013—Colts, 21-17 (I)

2016—Raiders, 33-25 (O)

2018—Colts, 42-28 (O)

2019—Raiders, 31-24 (I)

2020—Colts, 44-27 (LV)

2021—Raiders, 23-20 (I)

2022—Colts, 25-20 (LV)

2023—Colts, 23-20 (I)

(RS Pts.—Colts 492, Raiders 484)

(PS Pts.—Colts 58, Raiders 54)

\*Franchise in Baltimore prior to 1984

\*\*Franchise in Los Angeles from 1982-94, in

Oakland from 1960-81 and from 1995-2019

\*\*\*AFC Championship

\*\*\*\*AFC Divisional Playoff



## ALL-TIME TEAM VS. TEAM RESULTS

### INDIANAPOLIS vs. L.A. CHARGERS

RS: Chargers lead series, 18-10;

PS: Chargers lead series, 2-1

1970—Colts, 16-14 (SD)  
 1972—Chargers, 23-20 (B)  
 1976—Colts, 37-21 (SD)  
 1981—Chargers, 43-14 (B)  
 1982—Chargers, 44-26 (SD)  
 1984—Chargers, 38-10 (I)  
 1986—Chargers, 17-3 (I)  
 1987—Chargers, 16-13 (I)  
     Colts, 20-7 (SD)  
 1988—Colts, 16-0 (SD)  
 1989—Colts, 10-6 (I)  
 1992—Chargers, 34-14 (I)  
     Chargers, 26-0 (SD)  
 1993—Chargers, 31-0 (I)  
 1995—Chargers, 27-24 (I)  
     \*\*\*Colts, 35-20 (SD)  
 1996—Chargers, 26-19 (I)  
 1997—Chargers, 35-19 (SD)  
 1998—Colts, 17-12 (I)  
 1999—Colts, 27-19 (SD)  
 2004—Colts, 34-31 (I) OT  
 2005—Chargers, 26-17 (I)  
 2007—Chargers, 23-21 (SD)  
     \*\*\*\*Chargers, 28-24 (I)  
 2008—Colts, 23-20 (SD)  
     \*\*\*Chargers, 23-17 (SD) OT  
 2010—Chargers, 36-14 (I)  
 2013—Chargers, 19-9 (SD)  
 2016—Colts, 26-22 (I)  
 2019—Chargers, 30-24 (LA) OT  
 2022—Chargers, 20-3 (I)  
 (RS Pts.—Chargers 666, Colts 476)  
 (PS Pts.—Colts 76, Chargers 71)  
*\*Franchise in Baltimore prior to 1984*  
*\*\*Franchise in San Diego from 1961-2016*  
*\*\*\*AFC Wild Card Playoff*  
*\*\*\*\*AFC Divisional Playoff*

### INDIANAPOLIS vs. L.A. RAMS

RS: Colts lead series, 23-21-2

1953—Rams, 21-13 (B)  
     Rams, 45-2 (LA)  
 1954—Rams, 48-0 (B)  
     Colts, 22-21 (LA)  
 1955—Tie, 17-17 (B)  
     Rams, 20-14 (LA)  
 1956—Colts, 56-21 (B)  
     Rams, 31-7 (LA)  
 1957—Colts, 31-14 (B)  
     Rams, 37-21 (LA)  
 1958—Colts, 34-7 (B)  
     Rams, 30-28 (LA)  
 1959—Colts, 35-21 (B)  
     Colts, 45-26 (LA)  
 1960—Colts, 31-17 (B)  
     Rams, 10-3 (LA)  
 1961—Colts, 27-24 (B)  
     Rams, 34-17 (LA)  
 1962—Colts, 30-27 (B)  
     Colts, 14-2 (LA)  
 1963—Rams, 17-16 (LA)  
     Colts, 19-16 (B)  
 1964—Colts, 35-20 (B)  
     Colts, 24-7 (LA)  
 1965—Colts, 35-20 (B)  
     Colts, 20-17 (LA)  
 1966—Colts, 17-3 (LA)  
     Rams, 23-7 (B)  
 1967—Tie, 24-24 (B)  
     Rams, 34-10 (LA)  
 1968—Colts, 27-10 (B)  
     Colts, 28-24 (LA)  
 1969—Rams, 27-20 (B)  
     Colts, 13-7 (LA)  
 1971—Colts, 24-17 (B)  
 1975—Rams, 24-13 (LA)  
 1986—Rams, 24-7 (I)

1989—Rams, 31-17 (LA)  
 1995—Colts, 21-18 (I)  
 2001—Rams, 42-17 (StL)  
 2005—Colts, 45-28 (I)  
 2009—Colts, 42-6 (StL)  
 2013—Rams, 38-8 (I)  
 2017—Rams, 46-9 (LA)  
 2021—Rams, 27-24 (I)  
 2023—Rams, 29-23 (I) OT  
 (RS Pts.—Rams 1,052, Colts 992)  
*\*Franchise in Baltimore prior to 1984*  
*\*\*Franchise in St. Louis from 1995-2015*

### INDIANAPOLIS vs. MIAMI

RS: Dolphins lead series, 46-28;

PS: Dolphins lead series, 2-0

1970—Colts, 35-0 (B)  
     Dolphins, 34-17 (M)  
 1971—Dolphins, 17-14 (M)  
     Colts, 14-3 (B)  
     \*\*Dolphins, 21-0 (M)  
 1972—Dolphins, 23-0 (B)  
     Dolphins, 16-0 (M)  
 1973—Dolphins, 44-0 (M)  
     Colts, 16-3 (B)  
 1974—Dolphins, 17-7 (M)  
     Dolphins, 17-16 (B)  
 1975—Colts, 33-17 (M)  
     Colts, 10-7 (B) OT  
 1976—Colts, 28-14 (B)  
     Colts, 17-16 (M)  
 1977—Colts, 45-28 (B)  
     Dolphins, 17-6 (M)  
 1978—Dolphins, 42-0 (B)  
     Dolphins, 26-8 (M)  
 1979—Dolphins, 19-0 (M)  
     Dolphins, 28-24 (B)  
 1980—Colts, 30-17 (M)  
     Dolphins, 24-14 (B)  
 1981—Dolphins, 31-28 (B)  
     Dolphins, 27-10 (M)  
 1982—Dolphins, 24-20 (M)  
     Dolphins, 34-7 (B)  
 1983—Dolphins, 21-7 (B)  
     Dolphins, 37-0 (M)  
 1984—Dolphins, 44-7 (M)  
     Dolphins, 35-17 (I)  
 1985—Dolphins, 30-13 (M)  
     Dolphins, 34-20 (I)  
 1986—Dolphins, 30-10 (M)  
     Dolphins, 17-13 (I)  
 1987—Dolphins, 23-10 (I)  
     Colts, 40-21 (M)  
 1988—Colts, 15-13 (I)  
     Colts, 31-28 (M)  
 1989—Dolphins, 19-13 (M)  
     Colts, 42-13 (I)  
 1990—Dolphins, 27-7 (I)  
     Dolphins, 23-17 (M)  
 1991—Dolphins, 17-6 (M)  
     Dolphins, 10-6 (I)  
 1992—Colts, 31-20 (M)  
     Dolphins, 28-0 (I)  
 1993—Dolphins, 24-20 (I)  
     Dolphins, 41-27 (M)  
 1994—Dolphins, 22-21 (M)  
     Colts, 10-6 (I)  
 1995—Colts, 27-24 (M) OT  
     Colts, 36-28 (I)  
 1996—Colts, 10-6 (I)  
     Dolphins, 37-13 (M)  
 1997—Dolphins, 16-10 (M)  
     Colts, 41-0 (I)  
 1998—Dolphins, 24-15 (I)  
     Dolphins, 27-14 (M)  
 1999—Dolphins, 34-31 (I)  
     Colts, 37-34 (M)  
 2000—Dolphins, 17-14 (I)  
     Colts, 20-13 (M)  
     \*\*\*Dolphins 23-17 (M) OT

2001—Dolphins, 27-24 (I)  
     Dolphins, 41-6 (M)  
 2002—Dolphins, 21-13 (I)  
 2003—Colts, 23-17 (M)  
 2006—Colts, 27-22 (I)  
 2009—Colts, 27-23 (M)  
 2012—Colts, 23-20 (I)  
 2013—Dolphins, 24-20 (I)  
 2015—Colts, 18-12 (M)  
 2018—Colts, 27-14 (I)  
 2019—Dolphins, 16-12 (I)  
 2021—Colts, 27-17 (M)  
 (RS Pts.—Dolphins 1,652, Colts 1,297)  
 (PS Pts.—Dolphins 44, Colts 17)  
*\*Franchise in Baltimore prior to 1984*  
*\*\*AFC Championship*  
*\*\*\*AFC Wild Card Playoff*

### INDIANAPOLIS vs. MINNESOTA

RS: Colts lead series, 17-8-1;  
 PS: Colts lead series, 1-0

1961—Colts, 34-33 (B)  
     Vikings, 28-20 (M)  
 1962—Colts, 34-7 (M)  
     Colts, 42-17 (B)  
 1963—Colts, 37-34 (M)  
     Colts, 41-10 (B)  
 1964—Vikings, 34-24 (M)  
     Colts, 17-14 (B)  
 1965—Colts, 35-16 (B)  
     Colts, 41-21 (M)  
 1966—Colts, 38-23 (M)  
     Colts, 20-17 (B)  
 1967—Tie, 20-20 (M)  
 1968—Colts, 21-9 (B)  
     \*\*Colts, 24-14 (B)  
 1969—Vikings, 52-14 (M)  
 1971—Vikings, 10-3 (M)  
 1982—Vikings, 13-10 (M)  
 1988—Vikings, 12-3 (M)  
 1997—Vikings, 39-28 (M)  
 2000—Colts, 31-10 (I)  
 2004—Colts, 31-28 (I)  
 2008—Colts, 18-15 (M)  
 2012—Colts, 23-20 (I)  
 2016—Colts, 34-6 (M)  
 2020—Colts, 28-11 (I)  
 2022—Vikings, 39-36 (M) OT  
 (RS Pts.—Colts 683, Vikings 538)  
 (PS Pts.—Colts 24, Vikings 14)  
*\*Franchise in Baltimore prior to 1984*  
*\*\*Conference Championship*

### INDIANAPOLIS vs. NEW ENGLAND

RS: Patriots lead series, 49-30;  
 PS: Patriots lead series, 4-1

1970—Colts, 14-6 (Bos)  
     Colts, 27-3 (Balt)  
 1971—Colts, 23-3 (NE)  
     Patriots, 21-17 (Balt)  
 1972—Colts, 24-17 (NE)  
     Colts, 31-0 (Balt)  
 1973—Patriots, 24-16 (NE)  
     Colts, 18-13 (Balt)  
 1974—Patriots, 42-3 (NE)  
     Patriots, 27-17 (Balt)  
 1975—Patriots, 21-10 (NE)  
     Colts, 34-21 (Balt)  
 1976—Colts, 27-13 (NE)  
     Patriots, 21-14 (Balt)  
 1977—Patriots, 17-3 (NE)  
     Colts, 30-24 (Balt)  
 1978—Colts, 34-27 (NE)  
     Patriots, 35-14 (Balt)  
 1979—Colts, 31-26 (Balt)  
     Patriots, 50-21 (NE)  
 1980—Patriots, 37-21 (Balt)  
     Patriots, 47-21 (NE)  
 1981—Colts, 29-28 (NE)  
     Colts, 23-21 (Balt)

## ALL-TIME TEAM VS. TEAM RESULTS

1982—Patriots, 24-13 (Balt)  
 1983—Colts, 29-23 (NE) OT  
     Colts, 12-7 (Balt)  
 1984—Patriots, 50-17 (I)  
     Patriots, 16-10 (NE)  
 1985—Patriots, 34-15 (NE)  
     Patriots, 38-31 (I)  
 1986—Patriots, 33-3 (NE)  
     Patriots, 30-21 (I)  
 1987—Colts, 30-16 (I)  
     Patriots, 24-0 (NE)  
 1988—Patriots, 21-17 (NE)  
     Colts, 24-21 (I)  
 1989—Patriots, 23-20 (I) OT  
     Patriots, 22-16 (NE)  
 1990—Patriots, 16-14 (I)  
     Colts, 13-10 (NE)  
 1991—Patriots, 16-7 (I)  
     Patriots, 23-17 (NE) OT  
 1992—Patriots, 37-34 (I) OT  
     Colts, 6-0 (NE)  
 1993—Colts, 9-6 (I)  
     Patriots, 38-0 (NE)  
 1994—Patriots, 12-10 (I)  
     Patriots, 28-13 (NE)  
 1995—Colts, 24-10 (NE)  
     Colts, 10-7 (I)  
 1996—Patriots, 27-9 (I)  
     Patriots, 27-13 (NE)  
 1997—Patriots, 31-6 (I)  
     Patriots, 20-17 (NE)  
 1998—Patriots, 29-6 (NE)  
     Patriots, 21-16 (I)  
 1999—Patriots, 31-28 (NE)  
     Colts, 20-15 (I)  
 2000—Patriots, 24-16 (NE)  
     Colts, 30-23 (I)  
 2001—Patriots, 44-13 (NE)  
     Patriots, 38-17 (I)  
 2003—Patriots, 38-34 (I)  
     \*\*\*Patriots, 24-14 (NE)  
 2004—Patriots, 27-24 (NE)  
     \*\*\*\*Patriots, 20-3 (NE)  
 2005—Colts, 40-21 (NE)  
 2006—Colts, 27-20 (NE)  
     \*\*\*Colts, 38-34 (I)  
 2007—Patriots, 24-20 (I)  
 2008—Colts, 18-15 (I)  
 2009—Colts, 35-34 (I)  
 2010—Patriots, 31-28 (NE)  
 2011—Patriots, 31-24 (NE)  
 2012—Patriots, 59-24 (NE)  
 2013—\*\*\*\*Patriots, 43-22 (NE)  
 2014—Patriots, 42-20 (I)  
     \*\*\*Patriots, 45-7 (NE)  
 2015—Patriots, 34-27 (I)  
 2018—Patriots, 38-24 (NE)  
 2021—Colts, 27-17 (I)  
 2022—Patriots, 26-3 (NE)  
 2023—Colts, 10-6 (Frankfurt)  
 (RS Pts.—Patriots 1,922, Colts 1,493)  
 (PS Pts.—Patriots 166, Colts 84)  
*\*Franchise in Baltimore prior to 1984*  
*\*Franchise in Boston prior to 1971*  
 \*\*\*AFC Championship  
 \*\*\*\*AFC Divisional Playoff  
**\*INDIANAPOLIS vs. NEW ORLEANS**  
 RS: Saints lead series, 9-5;  
 PS: Saints lead series, 1-0  
 1967—Colts, 30-10 (B)  
 1969—Colts, 30-10 (NO)  
 1973—Colts, 14-10 (B)  
 1986—Saints, 17-14 (I)  
 1989—Saints, 41-6 (NO)  
 1995—Saints, 17-14 (NO)  
 1998—Saints, 19-13 (I) OT  
 2001—Saints, 34-20 (NO)  
 2003—Colts, 55-21 (NO)  
 2007—Colts, 41-10 (I)

2009—\*\*Saints 31-17 (South Florida)  
 2011—Saints, 62-7 (NO)  
 2015—Saints, 27-21 (I)  
 2019—Saints, 34-7 (NO)  
 2023—Saints, 38-27 (I)  
 (RS Pts.—Saints 350, Colts 299)  
 (PS Pts.—Saints 31, Colts 17)  
*\*Franchise in Baltimore prior to 1984*  
 \*\*Super Bowl XLIV  
**\*INDIANAPOLIS vs. N.Y. GIANTS**  
 RS: Colts lead series, 10-7;  
 PS: Colts lead series, 2-0  
 1954—Colts, 20-14 (B)  
 1955—Giants, 17-7 (NY)  
 1958—Giants, 24-21 (NY)  
     \*\*Colts, 23-17 (NY) OT  
 1959—\*\*Colts, 31-16 (B)  
 1963—Giants, 37-28 (B)  
 1968—Colts, 26-0 (NY)  
 1971—Colts, 31-7 (NY)  
 1975—Colts, 21-0 (NY)  
 1979—Colts, 31-7 (NY)  
 1990—Giants, 24-7 (I)  
 1993—Giants, 20-6 (NY)  
 1999—Colts, 27-19 (NY)  
 2002—Giants, 44-27 (I)  
 2006—Colts, 26-21 (NY)  
 2010—Colts, 38-14 (I)  
 2014—Colts, 40-24 (NY)  
 2018—Colts, 28-27 (I)  
 2022—Giants, 38-10 (NY)  
 (RS Pts.—Colts 394, Giants 337)  
 (PS Pts.—Colts 54, Giants 33)  
*\*Franchise in Baltimore prior to 1984*  
 \*\*NFL Championship  
**\*INDIANAPOLIS vs. N.Y. JETS**  
 RS: Colts lead series, 43-29;  
 PS: Jets lead series, 3-1  
 1968—\*\*Jets 16-7 (Miami)  
 1970—Colts, 29-22 (NY)  
     Colts, 35-20 (B)  
 1971—Colts, 22-0 (B)  
     Colts, 14-13 (NY)  
 1972—Jets, 44-34 (B)  
     Jets, 24-20 (NY)  
 1973—Jets, 34-10 (B)  
     Jets, 20-17 (NY)  
 1974—Colts, 35-20 (NY)  
     Jets, 45-38 (B)  
 1975—Colts, 45-28 (NY)  
     Colts, 52-19 (B)  
 1976—Colts, 20-0 (NY)  
     Colts, 33-16 (B)  
 1977—Colts, 20-12 (NY)  
     Colts, 33-12 (B)  
 1978—Jets, 33-10 (B)  
     Jets, 24-16 (NY)  
 1979—Colts, 10-8 (B)  
     Jets, 30-17 (NY)  
 1980—Colts, 17-14 (NY)  
     Colts, 35-21 (B)  
 1981—Jets, 41-14 (B)  
     Jets, 25-0 (NY)  
 1982—Jets, 37-0 (NY)  
 1983—Colts, 17-14 (NY)  
     Jets, 10-6 (B)  
 1984—Jets, 23-14 (I)  
     Colts, 9-5 (NY)  
 1985—Jets, 25-20 (NY)  
     Jets, 35-17 (I)  
 1986—Jets, 26-7 (I)  
     Jets, 31-16 (NY)  
 1987—Colts, 6-0 (I)  
     Colts, 19-14 (NY)  
 1988—Colts, 38-14 (I)  
     Jets, 34-16 (NY)  
 1989—Colts, 17-10 (NY)  
     Colts, 27-10 (I)

1990—Colts, 17-14 (I)  
     Colts, 29-21 (NY)  
 1991—Jets, 17-6 (I)  
     Colts, 28-27 (NY)  
 1992—Colts, 6-3 (I) OT  
     Colts, 10-6 (NY)  
 1993—Jets, 31-17 (I)  
     Colts, 9-6 (NY)  
 1994—Jets, 16-6 (NY)  
     Colts, 28-25 (I)  
 1995—Colts, 27-24 (NY) OT  
     Colts, 17-10 (I)  
 1996—Colts, 21-7 (NY)  
     Colts, 34-29 (I)  
 1997—Jets, 16-12 (I)  
     Colts, 22-14 (NY)  
 1998—Jets, 44-6 (NY)  
     Colts, 24-23 (I)  
 1999—Colts, 16-13 (NY)  
     Colts, 13-6 (I)  
 2000—Colts, 23-15 (I)  
     Jets, 27-17 (NY)  
 2001—Colts, 45-24 (NY)  
     Jets, 29-28 (I)  
 2002—\*\*\*Jets, 41-0 (NY)  
 2003—Colts, 38-31 (I)  
 2006—Colts, 31-28 (NY)  
 2009—Jets, 29-15 (I)  
     \*\*\*\*Colts, 30-17 (I)  
 2010—\*\*\*Jets, 17-16 (I)  
 2012—Jets, 35-9 (NY)  
 2015—Jets, 20-7 (I)  
 2016—Colts, 41-10 (NY)  
 2018—Jets, 42-34 (NY)  
 2020—Colts, 36-7 (I)  
 2021—Colts, 45-30 (I)  
 (RS Pts.—Colts 1,522, Jets 1,492)  
 (PS Pts.—Jets 91, Colts 53)  
*\*Franchise in Baltimore prior to 1984*  
 \*\*Super Bowl III  
 \*\*\*AFC Wild Card Playoff  
 \*\*\*\*AFC Championship  
**\*INDIANAPOLIS vs. PHILADELPHIA**  
 RS: Series tied, 10-10  
 1953—Eagles, 45-14 (P)  
 1965—Colts, 34-24 (B)  
 1967—Colts, 38-6 (P)  
 1969—Colts, 24-20 (B)  
 1970—Colts, 29-10 (B)  
 1974—Eagles, 30-10 (P)  
 1978—Eagles, 17-14 (B)  
 1981—Eagles, 38-13 (P)  
 1983—Colts, 22-21 (P)  
 1984—Eagles, 16-7 (P)  
 1990—Colts, 24-23 (P)  
 1993—Eagles, 20-10 (I)  
 1996—Colts, 37-10 (I)  
 1999—Colts, 44-17 (P)  
 2002—Colts, 35-13 (P)  
 2006—Colts, 45-21 (I)  
 2010—Eagles, 26-24 (P)  
 2014—Eagles, 30-27 (I)  
 2018—Eagles, 20-16 (P)  
 2022—Eagles, 17-16 (I)  
 (RS Pts.—Colts 483, Eagles 424)  
*\*Franchise in Baltimore prior to 1984*  
**\*INDIANAPOLIS vs. PITTSBURGH**  
 RS: Steelers lead series, 21-7;  
 PS: Steelers lead series, 5-0  
 1957—Steelers, 19-13 (B)  
 1968—Colts, 41-7 (P)  
 1971—Colts, 34-21 (B)  
 1974—Steelers, 30-0 (P)  
 1975—\*\*Steelers, 28-10 (P)  
 1976—\*\*Steelers, 40-14 (B)  
 1977—Colts, 31-21 (B)  
 1978—Steelers, 35-13 (P)  
 1979—Steelers, 17-13 (P)  
 1980—Steelers, 20-17 (B)

## ALL-TIME TEAM VS. TEAM RESULTS

1983—Steelers, 24-13 (B)  
 1984—Colts, 17-16 (I)  
 1985—Steelers, 45-3 (P)  
 1987—Steelers, 21-7 (P)  
 1991—Steelers, 21-3 (I)  
 1992—Steelers, 30-14 (P)  
 1994—Steelers, 31-21 (P)  
 1995—\*\*\*Steelers, 20-16 (P)  
 1996—\*\*\*\*Steelers, 42-14 (P)  
 1997—Steelers, 24-22 (P)  
 2002—Steelers, 28-10 (P)  
 2005—Colts, 26-7 (I)  
     \*\*Steelers, 21-18 (I)  
 2008—Colts, 24-20 (P)  
 2011—Steelers, 23-20 (I)  
 2014—Steelers, 51-34 (P)  
 2015—Steelers, 45-10 (P)  
 2016—Steelers, 28-7 (I)  
 2017—Steelers, 20-17 (I)  
 2019—Steelers, 26-24 (P)  
 2020—Steelers, 28-24 (P)  
 2022—Steelers, 24-17 (I)  
 2023—Colts, 30-13 (I)  
 (RS Pts.—Steelers 695, Colts 505)  
 (PS Pts.—Steelers 151, Colts 72)  
*\*Franchise in Baltimore prior to 1984*  
**\*\*AFC Divisional Playoff**  
**\*\*\*AFC Championship**  
**\*\*\*\*AFC Wild Card Playoff**  
**\*INDIANAPOLIS vs. SAN FRANCISCO**  
 RS: Colts lead series, 27-18  
 1953—49ers, 38-21 (B)  
     49ers, 45-14 (SF)  
 1954—Colts, 17-13 (B)  
     49ers, 10-7 (SF)  
 1955—Colts, 26-14 (B)  
     49ers, 35-24 (SF)  
 1956—49ers, 20-17 (B)  
     49ers, 30-17 (SF)  
 1957—Colts, 27-21 (B)  
     49ers, 17-13 (SF)  
 1958—Colts, 35-27 (B)  
     49ers, 21-12 (SF)  
 1959—Colts, 45-14 (B)  
     Colts, 34-14 (SF)  
 1960—49ers, 30-22 (B)  
     49ers, 34-10 (SF)  
 1961—Colts, 20-17 (B)  
     Colts, 27-24 (SF)  
 1962—49ers, 21-13 (B)  
     Colts, 22-3 (SF)  
 1963—Colts, 20-14 (SF)  
     Colts, 20-3 (B)  
 1964—Colts, 37-7 (B)  
     Colts, 14-3 (SF)  
 1965—Colts, 27-24 (B)  
     Colts, 34-28 (SF)  
 1966—Colts, 36-14 (B)  
     Colts, 30-14 (SF)  
 1967—Colts, 41-7 (B)  
     Colts, 26-9 (SF)  
 1968—Colts, 27-10 (B)  
     Colts, 42-14 (SF)  
 1969—49ers, 24-21 (B)  
     49ers, 20-17 (SF)  
 1972—49ers, 24-21 (SF)  
 1986—49ers, 35-14 (SF)  
 1989—49ers, 30-24 (I)  
 1995—Colts, 18-17 (I)  
 1998—49ers, 34-31 (SF)  
 2001—49ers, 40-21 (I)  
 2005—Colts, 28-3 (SF)  
 2009—Colts, 18-14 (I)  
 2013—Colts, 27-7 (SF)  
 2017—Colts, 26-23 (I) OT  
 2021—Colts, 30-18 (SF)  
 (RS Pts.—Colts 1,073, 49ers 884)  
*\*Franchise in Baltimore prior to 1984*

**\*INDIANAPOLIS vs. SEATTLE**  
 RS: Colts lead series, 7-6  
 1977—Colts, 29-14 (S)  
 1978—Colts, 17-14 (S)  
 1991—Seahawks, 31-3 (S)  
 1994—Colts, 17-15 (I)  
     Colts, 31-19 (S)  
 1997—Seahawks, 31-3 (I)  
 1998—Seahawks, 27-23 (S)  
 2000—Colts, 37-24 (S)  
 2005—Seahawks, 28-13 (S)  
 2009—Colts, 34-17 (I)  
 2013—Colts, 34-28 (I)  
 2017—Seahawks, 46-18 (S)  
 2021—Seahawks, 28-16 (I)  
 (RS Pts.—Seahawks 322, Colts 275)  
*\*Franchise in Baltimore prior to 1984*  
**\*INDIANAPOLIS vs. TAMPA BAY**  
 RS: Colts lead series, 9-7  
 1976—Colts, 42-17 (B)  
 1979—Buccaneers, 29-26 (B) OT  
 1985—Colts, 31-23 (TB)  
 1987—Colts, 24-6 (I)  
 1988—Colts, 35-31 (I)  
 1991—Buccaneers, 17-3 (TB)  
 1992—Colts, 24-14 (TB)  
 1994—Buccaneers, 24-10 (TB)  
 1997—Buccaneers, 31-28 (I)  
 2003—Colts, 38-35 (TB) OT  
 2007—Colts, 33-14 (I)  
 2011—Buccaneers, 24-17 (TB)  
 2015—Colts, 25-12 (I)  
 2019—Buccaneers, 38-35 (TB)  
 2021—Buccaneers, 38-31 (I)  
 2023—Colts, 27-20 (I)  
 (RS Pts.—Colts 429, Buccaneers 373)  
*\*Franchise in Baltimore prior to 1984*  
**\*INDIANAPOLIS vs. \*\*TENNESSEE**  
 RS: Colts lead series, 37-21;  
 PS: Titans lead series, 1-0  
 1970—Colts, 24-20 (H)  
 1973—Oilers, 31-27 (B)  
 1976—Colts, 38-14 (B)  
 1979—Oilers, 28-16 (B)  
 1980—Oilers, 21-16 (H)  
 1983—Colts, 20-10 (B)  
 1984—Colts, 35-21 (H)  
 1985—Colts, 34-16 (I)  
 1986—Oilers, 31-17 (H)  
 1987—Colts, 51-27 (I) OT  
 1988—Oilers, 17-14 (I) OT  
 1990—Oilers, 24-10 (H)  
 1992—Oilers, 20-10 (I)  
 1994—Colts, 45-21 (I)  
 1999—\*\*\*Titans, 19-16 (I)  
 2002—Titans, 23-15 (I)  
     Titans, 27-17 (T)  
 2003—Colts, 33-7 (I)  
     Colts, 29-27 (T)  
 2004—Colts, 31-17 (T)  
     Colts, 51-24 (I)  
 2005—Colts, 31-10 (T)  
     Colts, 35-3 (I)  
 2006—Colts, 14-13 (I)  
     Titans, 20-17 (T)  
 2007—Colts, 22-20 (T)  
     Titans, 16-10 (I)  
 2008—Titans, 31-21 (T)  
     Colts, 23-0 (I)  
 2009—Colts, 31-9 (T)  
     Colts, 27-17 (I)  
 2010—Colts, 30-28 (T)  
     Colts, 23-20 (I)  
 2011—Titans, 27-10 (T)  
     Colts, 27-13 (I) OT  
 2012—Colts, 19-13 (T) OT  
     Colts, 27-23 (I)  
 2013—Colts, 30-27 (T)  
     Colts, 22-14 (I)

2014—Colts, 41-17 (I)  
     Colts, 27-10 (T)  
 2015—Colts, 35-33 (T)  
     Colts, 30-24 (I)  
 2016—Colts, 34-26 (T)  
     Colts, 24-17 (I)  
 2017—Titans, 36-22 (T)  
     Titans, 20-16 (I)  
 2018—Colts, 38-10 (I)  
     Colts, 33-17 (T)  
 2019—Colts, 19-17 (T)  
     Titans, 31-17 (I)  
 2020—Colts, 34-17 (T)  
     Titans, 45-26 (I)  
 2021—Titans, 25-16 (T)  
     Titans, 34-31 (I)  
 2022—Titans, 24-17 (T)  
     Titans, 19-10 (I)  
 2023—Colts, 23-16 (I)  
     Colts, 31-28 (T) OT  
 (RS Pts.—Colts 1,476, Titans 1,196)  
 (PS Pts.—Titans 19, Colts 16)  
*\*Franchise in Baltimore prior to 1984*  
*\*\*Franchise in Houston prior to 1997; known as Oilers prior to 1999*  
**\*\*\*AFC Divisional Playoff**  
**\*INDIANAPOLIS vs. \*\*WASHINGTON**  
 RS: Colts lead series, 21-11  
 1953—Colts, 27-17 (B)  
 1954—Redskins, 24-21 (W)  
 1955—Redskins, 14-13 (B)  
 1956—Colts, 19-17 (B)  
 1957—Colts, 21-17 (W)  
 1958—Colts, 35-10 (B)  
 1959—Redskins, 27-24 (W)  
 1960—Colts, 20-0 (B)  
 1961—Colts, 27-6 (W)  
 1962—Colts, 34-21 (B)  
 1963—Colts, 36-20 (W)  
 1964—Colts, 45-17 (B)  
 1965—Colts, 38-7 (W)  
 1966—Colts, 37-10 (B)  
 1967—Colts, 17-13 (W)  
 1969—Colts, 41-17 (B)  
 1973—Redskins, 22-14 (W)  
 1977—Colts, 10-3 (B)  
 1978—Colts, 21-17 (B)  
 1981—Redskins, 38-14 (W)  
 1984—Redskins, 35-7 (I)  
 1990—Colts, 35-28 (I)  
 1993—Redskins, 30-24 (W)  
 1994—Redskins, 41-27 (I)  
 1996—Redskins, 31-16 (W)  
 1999—Colts, 24-21 (I)  
 2002—Redskins, 26-21 (W)  
 2006—Colts, 36-22 (I)  
 2010—Colts, 27-24 (W)  
 2014—Colts, 49-27 (I)  
 2018—Colts, 21-9 (W)  
 2022—Commanders, 17-16 (I)  
 (RS Pts.—Colts 817, Commanders 628)  
*\*Franchise in Baltimore prior to 1984*  
*\*\*Franchise known as Redskins prior to 2020; Washington Football Team prior to 2022*  
**JACKSONVILLE vs. ARIZONA**  
 RS: Cardinals lead series, 4-2;  
 See Arizona vs. Jacksonville  
**JACKSONVILLE vs. ATLANTA**  
 RS: Falcons lead series, 5-4;  
 See Atlanta vs. Jacksonville  
**JACKSONVILLE vs. BALTIMORE**  
 RS: Jaguars lead series, 13-11;  
 See Baltimore vs. Jacksonville  
**JACKSONVILLE vs. BUFFALO**  
 RS: Bills lead series, 9-8;  
 PS: Jaguars lead series, 2-0;  
 See Buffalo vs. Jacksonville

## ALL-TIME TEAM VS. TEAM RESULTS

### JACKSONVILLE vs. CAROLINA

RS: Series tied, 4-4;  
See Carolina vs. Jacksonville  
**JACKSONVILLE vs. CHICAGO**  
RS: Bears lead series, 5-3;  
See Chicago vs. Jacksonville  
**JACKSONVILLE vs. CINCINNATI**  
RS: Jaguars lead series, 13-12;  
See Cincinnati vs. Jacksonville  
**JACKSONVILLE vs. CLEVELAND**  
RS: Jaguars lead series, 12-7;  
See Cleveland vs. Jacksonville  
**JACKSONVILLE vs. DALLAS**  
RS: Series tied, 4-4;  
See Dallas vs. Jacksonville  
**JACKSONVILLE vs. DENVER**  
RS: Broncos lead series, 7-6;  
PS: Series tied, 1-1;  
See Denver vs. Jacksonville  
**JACKSONVILLE vs. DETROIT**  
RS: Lions lead series, 5-3;  
See Detroit vs. Jacksonville  
**JACKSONVILLE vs. GREEN BAY**  
RS: Packers lead series, 5-2;  
See Green Bay vs. Jacksonville  
**JACKSONVILLE vs. HOUSTON**  
RS: Texans lead series, 29-15;  
See Houston vs. Jacksonville  
**JACKSONVILLE vs. INDIANAPOLIS**  
RS: Colts lead series, 27-19;  
See Indianapolis vs. Jacksonville  
**JACKSONVILLE vs. KANSAS CITY**  
RS: Chiefs lead series, 9-6  
PS: Chiefs lead series, 1-0  
1997—Jaguars, 24-10 (J)  
1998—Jaguars, 21-16 (J)  
2001—Chiefs, 30-26 (J)  
2002—Jaguars, 23-16 (KC)  
2004—Jaguars, 22-16 (J)  
2006—Chiefs, 35-30 (KC)  
2007—Jaguars, 17-7 (KC)  
2009—Jaguars, 24-21 (J)  
2010—Chiefs, 42-20 (KC)  
2013—Chiefs, 28-2 (J)  
2016—Chiefs, 19-14 (KC)  
2018—Chiefs, 30-14 (KC)  
2019—Chiefs, 40-26 (J)  
2022—Chiefs, 27-17 (KC)  
\*Chiefs, 27-20 (KC)  
2023—Chiefs, 17-9 (J)  
(RS Pts.—Chiefs 354, Jaguars 289)  
(PS Pts.—Chiefs 27, Jaguars 20)  
\*AFC Divisional Playoff  
**JACKSONVILLE vs. \*LAS VEGAS**  
RS: Jaguars lead series, 6-4  
1996—Raiders, 17-3 (O)  
1997—Jaguars, 20-9 (O)  
2004—Jaguars, 13-6 (O)  
2007—Jaguars, 49-11 (J)  
2010—Jaguars, 38-31 (J)  
2012—Raiders, 26-23 (O) OT  
2013—Raiders, 19-9 (O)  
2016—Raiders, 33-16 (J)  
2019—Jaguars, 20-16 (O)  
2022—Jaguars, 27-20 (J)  
(RS Pts.—Jaguars 218, Raiders 188)  
\*Franchise in Oakland from 1995-2019  
**JACKSONVILLE vs. \*L.A. CHARGERS**  
RS: Chargers lead series, 9-4  
PS: Jaguars lead series, 1-0  
2003—Jaguars, 27-21 (J)  
2004—Chargers, 34-21 (SD)  
2007—Jaguars, 24-17 (J)  
2010—Chargers, 38-13 (SD)  
2011—Chargers, 38-14 (J)  
2013—Chargers, 24-6 (J)  
2014—Chargers, 33-14 (SD)  
2015—Chargers, 31-25 (J)  
2016—Chargers, 38-14 (SD)

2017—Jaguars, 20-17 (J) OT  
2019—Chargers, 45-10 (J)  
2020—Chargers, 39-29 (LA)  
2022—Jaguars, 38-10 (LA)  
\*\*Jaguars, 31-30 (J)  
(RS Pts.—Chargers 385, Jaguars 255)  
(PS Pts.—Jaguars 31, Chargers 30)  
\*Franchise in San Diego from 1961-2016  
\*\*AFC Wild Card Playoff  
**JACKSONVILLE vs. \*L.A. RAMS**  
RS: Rams lead series, 5-1  
1996—Rams, 17-14 (StL)  
2005—Rams, 24-21 (StL)  
2009—Jaguars, 23-20 (J) OT  
2013—Rams, 34-20 (StL)  
2017—Rams, 27-17 (J)  
2021—Rams, 37-7 (LA)  
(RS Pts.—Rams 159, Jaguars 102)  
\*Franchise in St. Louis from 1995-2015  
**JACKSONVILLE vs. MIAMI**  
RS: Series tied, 5-5;  
PS: Jaguars lead series, 1-0  
1998—Jaguars, 28-21 (J)  
1999—\*Jaguars, 62-7 (J)  
2003—Dolphins, 24-10 (J)  
2006—Jaguars, 24-10 (M)  
2009—Dolphins, 14-10 (J)  
2012—Dolphins, 24-3 (M)  
2014—Dolphins, 27-13 (J)  
2015—Jaguars, 23-20 (J)  
2018—Jaguars, 17-7 (M)  
2020—Dolphins, 31-13 (J)  
2021—Jaguars, 23-20 (London)  
(RS Pts.—Dolphins 198, Jaguars 164)  
(PS Pts.—Jaguars 62, Dolphins 7)  
\*AFC Divisional Playoff  
**JACKSONVILLE vs. MINNESOTA**  
RS: Vikings lead series, 6-1  
1998—Vikings, 50-10 (M)  
2001—Jaguars, 33-3 (M)  
2004—Vikings, 27-16 (M)  
2008—Vikings, 30-12 (J)  
2012—Vikings, 26-23 (M) OT  
2016—Vikings, 25-16 (J)  
2020—Vikings, 27-24 (M) OT  
(RS Pts.—Vikings 188, Jaguars 134)  
**JACKSONVILLE vs. NEW ENGLAND**  
RS: Patriots lead series, 8-1;  
PS: Patriots lead series, 4-1  
1996—Patriots, 28-25 (NE) OT  
\*Patriots, 20-6 (NE)  
1997—Patriots, 26-20 (J)  
1998—\*\*Jaguars, 25-10 (J)  
2003—Patriots, 27-13 (NE)  
2005—\*\*Patriots, 28-3 (NE)  
2006—Patriots, 24-21 (J)  
2007—\*\*\*Patriots, 31-20 (NE)  
2009—Patriots, 35-7 (NE)  
2012—Patriots, 23-16 (J)  
2015—Patriots, 51-17 (NE)  
2017—\*Patriots, 24-20 (NE)  
2018—Jaguars, 31-20 (J)  
2021—Patriots, 50-10 (NE)  
(RS Pts.—Patriots 284, Jaguars 160)  
(PS Pts.—Patriots 113, Jaguars 74)  
\*AFC Championship  
\*\*AFC Wild Card Playoff  
\*\*\*AFC Divisional Playoff  
**JACKSONVILLE vs. NEW ORLEANS**  
RS: Saints lead series, 5-3  
1996—Saints, 17-13 (NO)  
1999—Jaguars, 41-23 (J)  
2003—Jaguars, 20-19 (J)  
2007—Saints, 41-24 (NO)  
2011—Saints, 23-10 (J)  
2015—Saints, 38-27 (NO)  
2019—Saints, 13-6 (J)  
2023—Jaguars, 31-24 (NO)  
(RS Pts.—Saints 198, Jaguars 172)

### JACKSONVILLE vs. N.Y. GIANTS

RS: Series tied, 4-4  
1997—Jaguars, 40-13 (J)  
2000—Giants, 28-25 (NY)  
2002—Giants, 24-17 (NY)  
2006—Jaguars, 26-10 (J)  
2010—Giants, 24-20 (NY)  
2014—Jaguars, 25-24 (J)  
2018—Jaguars, 20-15 (NY)  
2022—Giants, 23-17 (J)  
(RS Pts.—Jaguars 190, Giants 161)  
**JACKSONVILLE vs. N.Y. JETS**  
RS: Jaguars lead series, 9-7;  
PS: Jets lead series, 1-0  
1995—Jets, 27-10 (NY)  
1996—Jaguars, 21-17 (J)  
1998—\*Jets, 34-24 (NY)  
1999—Jaguars, 16-6 (NY)  
2002—Jaguars, 28-3 (J)  
2003—Jets, 13-10 (NY)  
2005—Jaguars, 26-20 (NY) OT  
2006—Jaguars, 41-0 (J)  
2009—Jaguars, 24-22 (NY)  
2011—Jets, 32-3 (NY)  
2012—Jets, 17-10 (J)  
2015—Jets, 28-23 (NY)  
2017—Jets, 23-20 (NY) OT  
2018—Jaguars, 31-12 (J)  
2019—Jaguars, 29-15 (J)  
2021—Jets, 26-21 (NY)  
2022—Jaguars, 19-3 (NY)  
(RS Pts.—Jaguars 332, Jets 264)  
(PS Pts.—Jets 34, Jaguars 24)  
\*AFC Divisional Playoff  
**JACKSONVILLE vs. PHILADELPHIA**  
RS: Eagles lead series, 4-3  
1997—Jaguars, 38-21 (J)  
2002—Jaguars, 28-25 (J)  
2006—Jaguars, 13-6 (P)  
2010—Eagles, 28-3 (J)  
2014—Eagles, 34-17 (P)  
2018—Eagles, 24-18 (London)  
2022—Eagles, 29-21 (P)  
(RS Pts.—Eagles 167, Jaguars 138)  
**JACKSONVILLE vs. PITTSBURGH**  
RS: Series tied, 13-13;  
PS: Jaguars lead series, 2-0  
1995—Jaguars, 20-16 (J)  
Steelers, 24-7 (P)  
1996—Jaguars, 24-9 (J)  
Steelers, 28-3 (P)  
1997—Jaguars, 30-21 (J)  
Steelers, 23-17 (P) OT  
1998—Steelers, 30-15 (P)  
Jaguars, 21-3 (J)  
1999—Jaguars, 17-3 (P)  
Jaguars, 20-6 (J)  
2000—Steelers, 24-13 (J)  
Jaguars, 34-24 (P)  
2001—Jaguars, 21-3 (J)  
Steelers, 20-7 (P)  
2002—Steelers, 25-23 (J)  
2004—Steelers, 17-16 (J)  
2005—Jaguars, 23-17 (P) OT  
2006—Jaguars, 9-0 (J)  
2007—Jaguars, 29-22 (P)  
\*Jaguars, 31-29 (P)  
2008—Steelers, 26-21 (J)  
2011—Steelers, 17-13 (P)  
2014—Steelers, 17-9 (J)  
2017—Jaguars, 30-9 (P)  
\*\*Jaguars, 45-42 (P)  
2018—Steelers, 20-16 (J)  
2020—Steelers, 27-3 (J)  
2023—Jaguars, 20-10 (P)  
(RS Pts.—Jaguars 461, Steelers 441)  
(PS Pts.—Jaguars 76, Steelers 71)  
\*AFC Wild Card Playoff  
\*\*AFC Divisional Playoff

## ALL-TIME TEAM VS. TEAM RESULTS

### JACKSONVILLE vs. SAN FRANCISCO

RS: 49ers lead series, 5-2  
 1999—Jaguars, 41-3 (J)  
 2005—Jaguars, 10-9 (J)  
 2009—49ers, 20-3 (SF)  
 2013—49ers, 42-10 (London)  
 2017—49ers, 44-33 (SF)  
 2021—49ers, 30-10 (J)  
 2023—49ers, 34-3 (J)

(RS Pts.—49ers 182, Jaguars 110)

### JACKSONVILLE vs. SEATTLE

RS: Seahawks lead series, 6-3  
 1995—Seahawks, 47-30 (J)  
 1996—Jaguars, 20-13 (J)  
 2000—Seahawks, 28-21 (J)  
 2001—Seahawks, 24-15 (S)  
 2005—Jaguars, 26-14 (J)  
 2009—Seahawks, 41-0 (S)  
 2013—Seahawks, 45-17 (S)  
 2017—Jaguars, 30-24 (J)  
 2021—Seahawks, 31-7 (S)  
 (RS Pts.—Seahawks 267, Jaguars 166)

### JACKSONVILLE vs. TAMPA BAY

RS: Series tied, 4-4  
 1995—Buccaneers, 17-16 (TB)  
 1998—Jaguars, 29-24 (J)  
 2003—Jaguars, 17-10 (J)  
 2007—Jaguars, 24-23 (TB)  
 2011—Jaguars, 41-14 (J)  
 2015—Buccaneers, 38-31 (TB)  
 2019—Buccaneers, 28-11 (J)  
 2023—Buccaneers, 30-12 (TB)  
 (RS Pts.—Buccaneers 184, Jaguars 181)

### JACKSONVILLE vs. \*TENNESSEE

RS: Titans lead series, 34-24;

PS: Titans lead, 1-0  
 1995—Oilers, 10-3 (J)  
     Jaguars, 17-16 (H)  
 1996—Oilers, 34-27 (J)  
     Jaguars, 23-17 (H)  
 1997—Jaguars, 30-24 (T)  
     Jaguars, 17-9 (J)  
 1998—Jaguars, 27-22 (T)  
     Oilers, 16-13 (J)  
 1999—Titans, 20-19 (J)  
     Titans, 41-14 (T)  
     \*\*Titans, 33-14 (J)  
 2000—Titans, 27-13 (T)  
     Jaguars, 16-13 (J)  
 2001—Jaguars, 13-6 (J)  
     Titans, 28-24 (T)  
 2002—Titans, 23-14 (T)  
     Titans, 28-10 (J)  
 2003—Titans, 30-17 (J)  
     Titans, 10-3 (T)  
 2004—Jaguars, 15-12 (T)  
     Titans, 18-15 (J)  
 2005—Jaguars, 31-28 (T)  
     Jaguars, 40-13 (J)  
 2006—Jaguars, 37-7 (J)  
     Titans, 24-17 (T)  
 2007—Titans, 13-10 (J)  
     Jaguars, 28-13 (T)  
 2008—Titans, 17-10 (T)  
     Titans, 24-14 (J)  
 2009—Jaguars, 37-17 (J)  
     Titans, 30-13 (T)  
 2010—Titans, 30-3 (J)  
     Jaguars, 17-6 (T)  
 2011—Jaguars, 16-14 (J)  
     Titans, 23-17 (T)  
 2012—Jaguars, 24-19 (J)  
     Titans, 38-20 (T)  
 2013—Jaguars, 29-27 (T)  
     Titans, 20-16 (J)  
 2014—Titans, 16-14 (T)  
     Jaguars, 21-13 (J)  
 2015—Jaguars, 19-13 (J)  
     Titans, 42-39 (T)

2016—Titans, 36-22 (T)  
     Jaguars, 38-17 (J)  
 2017—Titans, 37-16 (J)  
     Titans, 15-10 (T)  
 2018—Titans, 9-6 (J)  
     Titans, 30-9 (T)  
 2019—Jaguars, 20-7 (J)  
     Titans, 42-20 (T)  
 2020—Titans, 33-30 (T)  
     Titans, 31-10 (J)  
 2021—Titans, 37-19 (J)  
     Titans, 20-0 (T)  
 2022—Jaguars, 36-22 (T)  
     Jaguars, 20-16 (J)  
 2023—Jaguars, 34-14 (J)  
     Titans, 28-20 (T)

(RS Pts.—Titans 1,245, Jaguars 1,112)

(PS Pts.—Titans 33, Jaguars 14)

\*Franchise in Houston prior to 1997; known

as Oilers prior to 1999

\*\*AFC Championship

### JACKSONVILLE vs. \*WASHINGTON

RS: Commanders lead series, 7-1  
 1997—Redskins, 24-12 (W)  
 2000—Redskins, 35-16 (J)  
 2002—Jaguars, 26-7 (J)  
 2006—Redskins, 36-30 (W) OT  
 2010—Redskins, 20-17 (J) OT  
 2014—Redskins, 41-10 (W)  
 2018—Redskins, 16-13 (J)  
 2022—Commanders, 28-22 (W)  
 (RS Pts.—Commanders 207, Jaguars 146)  
 \*Franchise known as Redskins prior to 2020;  
 Washington Football Team prior to 2022

### KANSAS CITY vs. ARIZONA

RS: Chiefs lead series, 10-3-1;

See Arizona vs. Kansas City

### KANSAS CITY vs. ATLANTA

RS: Chiefs lead series, 7-3;

See Atlanta vs. Kansas City

### KANSAS CITY vs. BALTIMORE

RS: Chiefs lead series, 7-4;

PS: Series tied, 1-1;

See Baltimore vs. Kansas City

### KANSAS CITY vs. BUFFALO

RS: Bills lead series, 27-21-1

PS: Chiefs lead series, 4-2;

See Buffalo vs. Kansas City

### KANSAS CITY vs. CAROLINA

RS: Chiefs lead series, 5-2;

See Carolina vs. Kansas City

### KANSAS CITY vs. CHICAGO

RS: Series tied, 7-7;

See Chicago vs. Kansas City

### KANSAS CITY vs. CINCINNATI

RS: Bengals lead series, 17-15;

PS: Series tied, 1-1;

See Cincinnati vs. Kansas City

### KANSAS CITY vs. CLEVELAND

RS: Chiefs lead series, 14-11-2;

PS: Chiefs lead series, 1-0;

See Cleveland vs. Kansas City

### KANSAS CITY vs. DALLAS

RS: Cowboys lead series, 7-5;

See Dallas vs. Kansas City

### KANSAS CITY vs. DENVER

RS: Chiefs lead series, 72-55;

PS: Broncos lead series, 1-0;

See Denver vs. Kansas City

### KANSAS CITY vs. DETROIT

RS: Chiefs lead series, 9-6;

See Detroit vs. Kansas City

### KANSAS CITY vs. GREEN BAY

RS: Chiefs lead series, 8-5-1;

PS: Packers lead series, 1-0;

See Green Bay vs. Kansas City

### KANSAS CITY vs. HOUSTON

RS: Chiefs lead series, 7-5;

PS: Chiefs lead series, 2-0;

See Houston vs. Kansas City

### KANSAS CITY vs. INDIANAPOLIS

RS: Colts lead series, 14-9;

PS: Colts lead series, 4-1;

See Indianapolis vs. Kansas City

### KANSAS CITY vs. JACKSONVILLE

RS: Chiefs lead series, 9-6;

PS: Chiefs lead series, 1-0;

See Jacksonville vs. Kansas City

### \*KANSAS CITY vs. \*\*LAS VEGAS

RS: Chiefs lead series, 71-54-2;

PS: Chiefs lead series, 2-1

1960—Texans, 34-16 (O)

Raiders, 20-19 (D)

1961—Texans, 42-35 (O)

    Texans, 43-11 (D)

1962—Texans, 26-16 (O)

    Texans, 35-7 (D)

1963—Raiders, 10-7 (O)

    Raiders, 22-7 (KC)

1964—Chiefs, 21-9 (O)

    Chiefs, 42-7 (KC)

1965—Raiders, 37-10 (O)

    Chiefs, 14-7 (KC)

1966—Chiefs, 32-10 (O)

    Raiders, 34-13 (KC)

1967—Raiders, 23-21 (O)

    Raiders, 44-22 (KC)

1968—Chiefs, 24-10 (KC)

    Raiders, 38-21 (O)

    \*\*\*Raiders, 41-6 (O)

1969—Raiders, 27-24 (KC)

    Raiders, 10-6 (O)

    \*\*\*\*Chiefs, 17-7 (O)

1970—Tie, 17-17 (KC)

    Raiders, 20-6 (O)

1971—Tie, 20-20 (O)

    Chiefs, 16-14 (KC)

1972—Chiefs, 27-14 (KC)

    Raiders, 26-3 (O)

1973—Chiefs, 16-3 (KC)

    Raiders, 37-7 (O)

1974—Raiders, 27-7 (O)

    Raiders, 7-6 (KC)

1975—Chiefs, 42-10 (KC)

    Raiders, 28-20 (O)

1976—Raiders, 24-21 (KC)

    Raiders, 21-10 (O)

1977—Raiders, 37-28 (KC)

    Raiders, 21-20 (O)

1978—Raiders, 28-6 (O)

    Raiders, 20-10 (KC)

1979—Chiefs, 35-7 (KC)

    Chiefs, 24-21 (O)

1980—Raiders, 27-14 (KC)

    Chiefs, 31-17 (O)

1981—Chiefs, 27-0 (KC)

    Chiefs, 28-17 (O)

1982—Raiders, 21-16 (KC)

1983—Raiders, 21-20 (LA)

    Raiders, 28-20 (KC)

1984—Raiders, 22-20 (KC)

    Raiders, 17-7 (LA)

1985—Chiefs, 36-20 (KC)

    Raiders, 19-10 (LA)

1986—Raiders, 24-17 (KC)

    Chiefs, 20-17 (LA)

1987—Raiders, 35-17 (LA)

    Chiefs, 16-10 (KC)

1988—Raiders, 27-17 (KC)

    Raiders, 17-10 (LA)

1989—Chiefs, 24-14 (KC)

    Raiders, 20-14 (LA)

1990—Chiefs, 9-7 (KC)

    Chiefs, 27-24 (LA)

## ALL-TIME TEAM VS. TEAM RESULTS

1991—Chiefs, 24-21 (KC)  
Chiefs, 27-21 (LA)  
\*\*\*\*Chiefs, 10-6 (KC)

1992—Chiefs, 27-7 (KC)  
Raiders, 28-7 (LA)

1993—Chiefs, 24-9 (KC)  
Chiefs, 31-20 (LA)

1994—Chiefs, 13-3 (KC)  
Chiefs, 19-9 (LA)

1995—Chiefs, 23-17 (KC) OT  
Chiefs, 29-23 (O)

1996—Chiefs, 19-3 (KC)  
Raiders, 26-7 (O)

1997—Chiefs, 28-27 (O)  
Chiefs, 30-0 (KC)

1998—Chiefs, 28-8 (KC)  
Chiefs, 31-24 (O)

1999—Chiefs, 37-34 (O)  
Raiders, 41-38 (KC) OT

2000—Raiders, 20-17 (KC)  
Raiders, 49-31 (O)

2001—Raiders, 27-24 (KC)  
Raiders, 28-26 (O)

2002—Chiefs, 20-10 (KC)  
Raiders, 24-0 (O)

2003—Chiefs, 17-10 (O)  
Chiefs, 27-24 (KC)

2004—Chiefs, 34-27 (O)  
Chiefs, 31-30 (KC)

2005—Chiefs, 23-17 (O)  
Chiefs, 27-23 (KC)

2006—Chiefs, 17-13 (KC)  
Chiefs, 20-9 (O)

2007—Chiefs, 12-10 (O)  
Raiders, 20-17 (KC)

2008—Raiders, 23-8 (KC)  
Chiefs, 20-13 (O)

2009—Raiders, 13-10 (KC)  
Chiefs, 16-10 (O)

2010—Raiders, 23-20 (O) OT  
Raiders, 31-10 (KC)

2011—Chiefs, 28-0 (O)  
Raiders, 16-13 (KC) OT

2012—Raiders, 26-16 (KC)  
Raiders, 15-0 (O)

2013—Chiefs, 24-7 (KC)  
Chiefs, 56-31 (O)

2014—Raiders, 24-20 (O)  
Chiefs, 31-13 (KC)

2015—Chiefs, 34-20 (O)  
Chiefs, 23-17 (KC)

2016—Chiefs, 26-10 (O)  
Chiefs, 21-13 (KC)

2017—Raiders, 31-30 (O)  
Chiefs, 26-15 (KC)

2018—Chiefs, 40-33 (O)  
Chiefs, 35-3 (KC)

2019—Chiefs, 28-10 (O)  
Chiefs, 40-9 (KC)

2020—Raiders, 40-32 (KC)  
Chiefs, 35-31 (LV)

2021—Chiefs, 41-14 (LV)  
Chiefs, 48-9 (KC)

2022—Chiefs, 30-29 (KC)  
Chiefs, 31-13 (LV)

2023—Chiefs, 31-17 (LV)  
Raiders, 20-14 (KC)

(RS Pts.—Chiefs 2,826, Raiders 2,445)

(PS Pts.—Raiders 54, Chiefs 33)

\*Franchise in Dallas prior to 1963 and known as Texans

\*\*Franchise in Los Angeles from 1982-94, in Oakland from 1960-81 and from 1995-2019

\*\*\*Division Playoff

\*\*\*\*AFL Championship

\*\*\*\*\*AFC Wild Card Playoff

### \*KANSAS CITY vs. \*\*L.A. CHARGERS

RS: Chiefs lead series, 69-57-1;

PS: Chargers lead series, 1-0

1960—Chargers, 21-20 (LA)  
Texans, 17-0 (D)

1961—Chargers, 26-10 (D)  
Chargers, 24-14 (SD)

1962—Chargers, 32-28 (SD)  
Texans, 26-17 (D)

1963—Chargers, 24-10 (SD)  
Chargers, 38-17 (KC)

1964—Chargers, 28-14 (KC)  
Chiefs, 49-6 (SD)

1965—Tie, 10-10 (SD)  
Chiefs, 31-7 (KC)

1966—Chiefs, 24-14 (KC)  
Chiefs, 27-17 (SD)

1967—Chargers, 45-31 (SD)  
Chargers, 17-16 (KC)

1968—Chiefs, 27-20 (KC)  
Chiefs, 40-3 (SD)

1969—Chiefs, 27-9 (SD)  
Chiefs, 27-3 (KC)

1970—Chiefs, 26-14 (KC)  
Chargers, 31-13 (SD)

1971—Chargers, 21-14 (SD)  
Chiefs, 31-10 (KC)

1972—Chiefs, 26-14 (SD)  
Chargers, 27-17 (KC)

1973—Chiefs, 19-0 (SD)  
Chiefs, 33-6 (KC)

1974—Chiefs, 24-14 (SD)  
Chargers, 14-7 (KC)

1975—Chiefs, 12-10 (SD)  
Chargers, 28-20 (KC)

1976—Chargers, 30-16 (KC)  
Chiefs, 23-20 (SD)

1977—Chargers, 23-7 (KC)  
Chiefs, 21-16 (SD)

1978—Chargers, 29-23 (SD) OT  
Chiefs, 23-0 (KC)

1979—Chargers, 20-14 (KC)  
Chargers, 28-7 (SD)

1980—Chargers, 24-7 (KC)  
Chargers, 20-7 (SD)

1981—Chargers, 42-31 (KC)  
Chargers, 22-20 (SD)

1982—Chiefs, 19-12 (KC)

1983—Chargers, 17-14 (KC)  
Chargers, 41-38 (SD)

1984—Chiefs, 31-13 (KC)  
Chiefs, 42-21 (SD)

1985—Chargers, 31-20 (SD)  
Chiefs, 38-34 (KC)

1986—Chiefs, 42-41 (KC)  
Chiefs, 24-23 (SD)

1987—Chiefs, 20-13 (KC)  
Chargers, 42-21 (SD)

1988—Chargers, 24-23 (KC)  
Chargers, 24-13 (SD)

1989—Chargers, 21-6 (SD)

1990—Chiefs, 20-13 (KC)  
Chiefs, 27-10 (KC)

1991—Chiefs, 24-21 (SD)  
Chiefs, 14-13 (SD)

1991—Chiefs, 20-17 (KC) OT

1992—Chiefs, 24-10 (SD)  
Chiefs, 16-14 (KC)  
\*\*\*Chargers, 17-0 (SD)

1993—Chiefs, 17-14 (SD)  
Chiefs, 28-24 (KC)

1994—Chargers, 20-6 (SD)  
Chargers, 14-13 (KC)

1995—Chiefs, 29-23 (KC) OT  
Chiefs, 22-7 (SD)

1996—Chargers, 22-19 (SD)  
Chargers, 28-14 (KC)

1997—Chiefs, 31-3 (KC)  
Chiefs, 29-7 (SD)

1998—Chiefs, 23-7 (KC)  
Chargers, 38-37 (SD)

1999—Chargers, 21-14 (SD)  
Chiefs, 34-0 (KC)

2000—Chiefs, 42-10 (KC)  
Chargers, 17-16 (SD)

2001—Chiefs, 25-20 (SD)  
Chiefs, 20-17 (KC)

2002—Chargers, 35-34 (SD)  
Chiefs, 24-22 (KC)

2003—Chiefs, 27-14 (KC)  
Chiefs, 28-24 (SD)

2004—Chargers, 34-31 (KC)  
Chargers, 24-17 (SD)

2005—Chargers, 28-20 (SD)  
Chiefs, 20-7 (KC)

2006—Chiefs, 30-27 (KC)  
Chargers, 20-9 (SD)

2007—Chiefs, 30-16 (SD)  
Chargers, 24-10 (KC)

2008—Chargers, 20-19 (SD)  
Chargers, 22-21 (KC)

2009—Chargers, 37-7 (KC)  
Chargers, 43-14 (SD)

2010—Chiefs, 21-14 (KC)  
Chargers, 31-0 (SD)

2011—Chargers, 20-17 (SD)  
Chiefs, 23-20 (KC) OT

2012—Chargers, 37-20 (KC)  
Chargers, 31-13 (SD)

2013—Chargers, 41-38 (KC)  
Chargers, 27-24 (SD) OT

2014—Chiefs, 23-20 (SD)  
Chiefs, 19-7 (KC)

2015—Chiefs, 33-3 (SD)  
Chiefs, 10-3 (KC)

2016—Chiefs, 33-27 (KC) OT  
Chiefs, 37-27 (SD)

2017—Chiefs, 24-10 (LA)  
Chiefs, 30-13 (KC)

2018—Chiefs, 38-28 (LA)  
Chargers, 29-28 (KC)

2019—Chiefs, 24-17 (Mexico City)  
Chiefs, 31-21 (KC)

2020—Chiefs, 23-20 (LA) OT  
Chargers, 38-21 (KC)

2021—Chargers, 30-24 (KC)  
Chiefs, 34-28 (LA) OT

2022—Chiefs, 27-24 (KC)  
Chiefs, 30-27 (LA)

2023—Chiefs, 31-17 (KC)  
Chiefs, 13-12 (LA)

(RS Pts.—Chiefs 2,844, Chargers 2,597)

(PS Pts.—Chargers 17, Chiefs 0)

\*Franchise in Dallas prior to 1963 and known as Texans

\*\*Franchise in Los Angeles prior to 1961

\*\*\*AFC Wild Card Playoff

### KANSAS CITY vs. \*L.A. RAMS

RS: Chiefs lead series, 8-5

1973—Rams, 23-13 (KC)

1982—Rams, 20-14 (LA)

1985—Rams, 16-0 (KC)

1991—Chiefs, 27-20 (LA)

1994—Rams, 16-0 (KC)

1997—Chiefs, 28-20 (STL)

2000—Chiefs, 54-34 (KC)

2002—Chiefs, 49-10 (KC)

2006—Chiefs, 31-17 (STL)

2010—Chiefs, 27-13 (STL)

2014—Chiefs, 34-7 (KC)

2018—Rams, 54-51 (LA)

2022—Chiefs, 26-10 (KC)

(RS Pts.—Chiefs 354, Rams 260)

\*Franchise in St. Louis from 1995-2015

## ALL-TIME TEAM VS. TEAM RESULTS

### KANSAS CITY vs. MIAMI

RS: Chiefs lead series, 16-13;  
 PS: Dolphins lead series, 3-1  
 1966—Chiefs, 34-16 (KC)  
     Chiefs, 19-18 (M)  
 1967—Chiefs, 24-0 (M)  
     Chiefs, 41-0 (KC)  
 1968—Chiefs, 48-3 (M)  
 1969—Chiefs, 17-10 (KC)  
 1971—\*Dolphins, 27-24 (KC) 2 OT  
 1972—Dolphins, 20-10 (KC)  
 1974—Dolphins, 9-3 (M)  
 1976—Chiefs, 20-17 (M) OT  
 1981—Dolphins, 17-7 (KC)  
 1983—Dolphins, 14-6 (M)  
 1985—Dolphins, 31-0 (M)  
 1987—Dolphins, 42-0 (M)  
 1989—Chiefs, 26-21 (KC)  
     Chiefs, 27-24 (M)  
 1990—\*\*Dolphins, 17-16 (M)  
 1991—Chiefs, 42-7 (KC)  
 1993—Dolphins, 30-10 (M)  
 1994—Dolphins, 45-28 (M)  
     \*\*Dolphins, 27-17 (M)  
 1995—Dolphins, 13-6 (M)  
 1997—Dolphins, 17-14 (M)  
 2002—Chiefs, 48-30 (KC)  
 2005—Chiefs, 30-20 (M)  
 2006—Dolphins, 13-10 (M)  
 2008—Dolphins, 38-31 (KC)  
 2011—Dolphins, 31-3 (KC)  
 2014—Chiefs, 34-15 (M)  
 2017—Chiefs, 29-13 (KC)  
 2020—Chiefs, 33-27 (M)  
 2023—Chiefs, 21-14 (Frankfurt)  
     \*\*Chiefs, 26-7 (KC)  
 (RS Pts.—Chiefs 621, Dolphins 555)  
 (PS Pts.—Chiefs 83, Dolphins 78)  
 \*AFC Divisional Playoff  
 \*\*AFC Wild Card Playoff

### KANSAS CITY vs. MINNESOTA

RS: Chiefs lead series, 8-5;  
 PS: Chiefs lead series, 1-0  
 1969—\*Chiefs, 23-7 (New Orleans)  
 1970—Vikings, 27-10 (M)  
 1974—Vikings, 35-15 (KC)  
 1981—Chiefs, 10-6 (M)  
 1990—Chiefs, 24-21 (KC)  
 1993—Vikings, 30-10 (M)  
 1996—Chiefs, 21-6 (M)  
 1999—Chiefs, 31-28 (KC)  
 2003—Vikings, 45-20 (M)  
 2007—Chiefs, 13-10 (KC)  
 2011—Chiefs, 22-17 (KC)  
 2015—Vikings, 16-10 (M)  
 2019—Chiefs, 26-23 (KC)  
 2023—Chiefs, 27-20 (M)  
 (RS Pts.—Vikings 284, Chiefs 239)  
 (PS Pts.—Chiefs 23, Vikings 7)  
 \*Super Bowl IV

### \*KANSAS CITY vs. \*\*NEW ENGLAND

RS: Chiefs lead series, 21-14-3;  
 PS: Patriots lead series, 2-0  
 1960—Patriots, 42-14 (B)  
     Texans, 34-0 (D)  
 1961—Patriots, 18-17 (D)  
     Patriots, 28-21 (B)  
 1962—Texans, 42-28 (D)  
     Texans, 27-7 (B)  
 1963—Tie, 24-24 (B)  
     Chiefs, 35-3 (KC)  
 1964—Patriots, 24-7 (B)  
     Patriots, 31-24 (KC)  
 1965—Chiefs, 27-17 (KC)  
     Tie, 10-10 (B)  
 1966—Chiefs, 43-24 (B)  
     Tie, 27-27 (KC)  
 1967—Chiefs, 33-10 (B)  
 1968—Chiefs, 31-17 (KC)

1969—Chiefs, 31-0 (B)  
 1970—Chiefs, 23-10 (KC)  
 1973—Chiefs, 10-7 (NE)  
 1977—Patriots, 21-17 (NE)  
 1981—Patriots, 33-17 (NE)  
 1990—Chiefs, 37-7 (NE)  
 1992—Chiefs, 27-20 (KC)  
 1995—Chiefs, 31-26 (KC)  
 1998—Patriots, 40-10 (NE)  
 1999—Chiefs, 16-14 (KC)  
 2000—Patriots, 30-24 (NE)  
 2002—Patriots, 41-38 (NE) OT  
 2004—Patriots, 27-19 (KC)  
 2005—Chiefs, 26-16 (KC)  
 2008—Patriots, 17-10 (NE)  
 2011—Patriots, 34-3 (NE)  
 2014—Chiefs, 41-14 (KC)  
 2015—\*\*\*Patriots, 27-20 (NE)  
 2017—Chiefs, 42-27 (NE)  
 2018—Patriots, 43-40 (NE)  
     \*\*\*Patriots, 37-31 (KC) OT  
 2019—Chiefs, 23-16 (NE)  
 2020—Chiefs, 26-10 (KC)  
 2023—Chiefs, 27-17 (NE)  
 (RS Pts.—Chiefs 954, Patriots 780)  
 (PS Pts.—Patriots 64, Chiefs 51)  
 \*Franchise located in Dallas prior to 1963  
 and known as Texans  
 \*\*Franchise in Boston prior to 1971  
 \*\*\*AFC Divisional Playoff  
 \*\*\*\*AFC Championship

### KANSAS CITY vs. NEW ORLEANS

RS: Chiefs lead series, 7-5  
 1972—Chiefs, 20-17 (NO)  
 1976—Saints, 27-17 (KC)  
 1982—Saints, 27-17 (NO)  
 1985—Chiefs, 47-27 (NO)  
 1991—Saints, 17-10 (KC)  
 1994—Chiefs, 30-17 (NO)  
 1997—Chiefs, 25-13 (KC)  
 2004—Saints, 27-20 (NO)  
 2008—Saints, 30-20 (KC)  
 2012—Chiefs, 27-24 (NO) OT  
 2016—Chiefs, 27-21 (KC)  
 2020—Chiefs, 32-29 (NO)  
 (RS Pts.—Chiefs 292, Saints 276)

### KANSAS CITY vs. N.Y. GIANTS

RS: Giants lead series, 11-4  
 1974—Giants, 33-27 (KC)  
 1978—Giants, 26-10 (NY)  
 1979—Giants, 21-17 (KC)  
 1983—Chiefs, 38-17 (KC)  
 1984—Giants, 28-27 (NY)  
 1988—Giants, 28-12 (NY)  
 1992—Giants, 35-21 (NY)  
 1995—Chiefs, 20-17 (KC) OT  
 1998—Giants, 28-7 (NY)  
 2001—Giants, 13-3 (KC)  
 2005—Giants, 27-17 (NY)  
 2009—Giants, 27-16 (KC)  
 2013—Chiefs, 31-7 (KC)  
 2017—Giants, 12-9 (NY) OT  
 2021—Chiefs, 20-17 (KC)  
 (RS Pts.—Giants 336, Chiefs 275)

### \*KANSAS CITY vs. \*\*N.Y. JETS

RS: Chiefs lead series, 20-18-1;  
 PS: Series tied, 1-1  
 1960—Titans, 37-35 (D)  
     Titans, 41-35 (NY)  
 1961—Titans, 28-7 (NY)  
     Texans, 35-24 (D)  
 1962—Texans, 20-17 (D)  
     Texans, 52-31 (NY)  
 1963—Jets, 17-0 (NY)  
     Chiefs, 48-0 (KC)  
 1964—Jets, 27-14 (NY)  
     Chiefs, 24-7 (KC)  
 1965—Chiefs, 14-10 (NY)  
     Jets, 13-10 (KC)

1966—Chiefs, 32-24 (NY)  
 1967—Chiefs, 42-18 (KC)  
     Chiefs, 21-7 (NY)  
 1968—Jets, 20-19 (KC)  
 1969—Chiefs, 34-16 (NY)  
     \*\*\*Chiefs, 13-6 (NY)  
 1971—Jets, 13-10 (NY)  
 1974—Chiefs, 24-16 (KC)  
 1975—Jets, 30-24 (KC)  
 1982—Chiefs, 37-13 (KC)  
 1984—Jets, 17-16 (KC)  
     Jets, 28-7 (NY)  
 1986—\*\*\*\*Jets, 35-15 (NY)  
 1987—Jets, 16-9 (KC)  
 1988—Tie, 17-17 (NY) OT  
     Chiefs, 38-34 (KC)  
 1992—Chiefs, 23-7 (NY)  
 1998—Jets, 20-17 (KC)  
 2001—Jets, 27-7 (NY)  
 2002—Chiefs, 29-25 (NY)  
 2005—Chiefs, 27-7 (KC)  
 2007—Jets, 13-10 (NY) OT  
 2008—Jets, 28-24 (NY)  
 2011—Jets, 37-10 (NY)  
 2014—Chiefs, 24-10 (KC)  
 2016—Chiefs, 24-3 (KC)  
 2017—Jets, 38-31 (NY)  
 2020—Chiefs, 35-9 (KC)  
 2023—Chiefs, 23-20 (NY)  
 (RS Pts.—Chiefs 908, Jets 765)  
 (PS Pts.—Jets 41, Chiefs 28)  
 \*Franchise in Dallas prior to 1963 and known  
 as Texans  
 \*\*Jets known as Titans prior to 1963  
 \*\*\*Inter-Divisional Playoff  
 \*\*\*\*AFC Wild Card Playoff

### KANSAS CITY vs. PHILADELPHIA

RS: Series tied, 5-5;  
 PS: Chiefs lead series, 1-0  
 1972—Eagles, 21-20 (KC)  
 1992—Chiefs, 24-17 (KC)  
 1998—Chiefs, 24-21 (P)  
 2001—Eagles, 23-10 (KC)  
 2005—Eagles, 37-31 (KC)  
 2009—Eagles, 34-14 (P)  
 2013—Chiefs, 26-16 (P)  
 2017—Chiefs, 27-20 (KC)  
 2021—Chiefs, 42-30 (P)  
 2022—\*Chiefs, 38-35 (Arizona)  
 2023—Eagles, 21-17 (KC)  
 (RS Pts.—Eagles 240, Chiefs 235)  
 (PS Pts.—Chiefs 38, Eagles 35)  
 \*Super Bowl LVII

### KANSAS CITY vs. PITTSBURGH

RS: Steelers lead series, 22-12;  
 PS: Chiefs lead series, 2-1  
 1970—Chiefs, 31-14 (P)  
 1971—Chiefs, 38-16 (KC)  
 1972—Steelers, 16-7 (P)  
 1974—Steelers, 34-24 (KC)  
 1975—Steelers, 28-3 (P)  
 1976—Steelers, 45-0 (KC)  
 1978—Steelers, 27-24 (P)  
 1979—Steelers, 30-3 (KC)  
 1980—Steelers, 21-16 (P)  
 1981—Chiefs, 37-33 (P)  
 1982—Steelers, 35-14 (P)  
 1984—Chiefs, 37-27 (P)  
 1985—Steelers, 36-28 (KC)  
 1986—Chiefs, 24-19 (P)  
 1987—Steelers, 17-16 (KC)  
 1988—Steelers, 16-10 (P)  
 1989—Steelers, 23-17 (P)  
 1992—Steelers, 27-3 (KC)  
 1993—\*Chiefs, 27-24 (KC) OT  
 1996—Steelers, 17-7 (KC)  
 1997—Chiefs, 13-10 (KC)  
 1998—Steelers, 20-13 (KC)  
 1999—Chiefs, 35-19 (KC)

## ALL-TIME TEAM VS. TEAM RESULTS

2001—Steelers, 20-17 (KC)  
 2003—Chiefs, 41-20 (KC)  
 2006—Steelers, 45-7 (P)  
 2009—Chiefs, 27-24 (KC) OT  
 2011—Steelers, 13-9 (KC)  
 2012—Steelers, 16-13 (P) OT  
 2014—Steelers, 20-12 (P)  
 2015—Chiefs, 23-13 (KC)  
 2016—Steelers, 43-14 (P)

\*\*Steelers, 18-16 (KC)

2017—Steelers, 19-13 (KC)  
 2018—Chiefs, 42-37 (P)  
 2021—Chiefs, 36-10 (KC)

\*Chiefs, 42-21 (KC)

(RS Pts.—Steelers 810, Chiefs 654)

(PS Pts.—Chiefs 85, Steelers 63)

\*AFC Wild Card Playoff

\*AFC Divisional Playoff

### KANSAS CITY vs. SAN FRANCISCO

RS: Series tied, 7-7;

PS: Chiefs lead series, 2-0

1971—Chiefs, 26-17 (SF)

1975—49ers, 20-3 (KC)

1982—49ers, 26-13 (KC)

1985—49ers, 31-3 (SF)

1991—49ers, 28-14 (SF)

1994—Chiefs, 24-17 (KC)

1997—Chiefs, 44-9 (KC)

2000—49ers, 21-7 (SF)

2002—49ers, 17-13 (SF)

2006—Chiefs, 41-10 (KC)

2010—Chiefs, 31-10 (KC)

2014—49ers, 22-17 (SF)

2018—Chiefs, 38-27 (KC)

2019—\*Chiefs, 31-20 (Miami)

2022—Chiefs, 44-23 (SF)

2023—\*\*Chiefs, 25-22 (Las Vegas) OT

(RS Pts.—Chiefs 318, 49ers 268)

(PS Pts.—Chiefs 56, 49ers 42)

\*Super Bowl LIV

\*\*Super Bowl LVIII

### KANSAS CITY vs. SEATTLE

RS: Chiefs lead series, 34-19

1977—Seahawks, 34-31 (KC)

1978—Seahawks, 13-10 (KC)

Seahawks, 23-19 (S)

1979—Chiefs, 24-6 (H)

Chiefs, 37-21 (KC)

1980—Seahawks, 17-16 (KC)

Chiefs, 31-30 (S)

1981—Chiefs, 20-14 (S)

Chiefs, 40-13 (KC)

1983—Chiefs, 17-13 (KC)

Seahawks, 51-48 (S) OT

1984—Seahawks, 45-0 (S)

Chiefs, 34-7 (KC)

1985—Chiefs, 28-7 (KC)

Seahawks, 24-6 (S)

1986—Seahawks, 23-17 (S)

Chiefs, 27-7 (KC)

1987—Seahawks, 43-14 (S)

Chiefs, 41-20 (KC)

1988—Seahawks, 31-10 (S)

Chiefs, 27-24 (KC)

1989—Chiefs, 20-16 (S)

Chiefs, 20-10 (KC)

1990—Seahawks, 19-7 (S)

Seahawks, 17-16 (KC)

1991—Chiefs, 20-13 (KC)

Chiefs, 19-6 (S)

1992—Chiefs, 26-7 (KC)

Chiefs, 24-14 (S)

1993—Chiefs, 31-16 (S)

Chiefs, 34-24 (KC)

1994—Chiefs, 38-23 (KC)

Seahawks, 10-9 (S)

1995—Chiefs, 34-10 (S)

Chiefs, 26-3 (KC)

1996—Chiefs, 35-17 (S)

Chiefs, 34-16 (KC)

1997—Chiefs, 20-17 (KC) OT

Chiefs, 19-14 (S)

1998—Chiefs, 17-6 (KC)

Seahawks, 24-12 (S)

1999—Seahawks, 31-19 (KC)

Seahawks, 23-14 (S)

2000—Chiefs, 24-17 (KC)

Chiefs, 24-19 (S)

2001—Chiefs, 19-7 (KC)

Seahawks, 21-18 (S)

2002—Seahawks, 39-32 (S)

2006—Chiefs, 35-28 (KC)

2010—Chiefs, 42-24 (S)

2014—Chiefs, 24-20 (KC)

2018—Seahawks, 38-31 (S)

2022—Chiefs, 24-10 (KC)

(RS Pts.—Chiefs 1,264, Seahawks 1,025)

### KANSAS CITY vs. TAMPA BAY

RS: Series tied, 7-7;

PS: Buccaneers lead series, 1-0

1976—Chiefs, 28-19 (TB)

1978—Buccaneers, 30-13 (KC)

1979—Buccaneers, 3-0 (TB)

1981—Chiefs, 19-10 (KC)

1984—Chiefs, 24-20 (KC)

1986—Chiefs, 27-20 (KC)

1993—Chiefs, 27-3 (TB)

1999—Buccaneers, 17-10 (TB)

2004—Buccaneers, 34-31 (TB)

2008—Buccaneers, 30-27 (KC) OT

2012—Buccaneers, 38-10 (TB)

2016—Buccaneers, 19-17 (KC)

2020—Chiefs, 27-24 (TB)

\*Buccaneers, 31-9 (Tampa)

2022—Chiefs, 41-31 (TB)

(RS Pts.—Chiefs 301, Buccaneers 298)

(PS Pts.—Buccaneers 31, Chiefs 9)

\*Super Bowl LV

### \*KANSAS CITY vs. \*\*TENNESSEE

RS: Chiefs lead series, 28-24;

PS: Chiefs lead series, 3-1

1960—Oilers, 20-10 (H)

Texans, 24-0 (D)

1961—Texans, 26-21 (D)

Oilers, 38-7 (H)

1962—Texans, 31-7 (H)

Oilers, 14-6 (D)

\*\*Texans, 20-17 (H) OT

1963—Chiefs, 28-7 (KC)

Oilers, 28-7 (H)

1964—Chiefs, 28-7 (KC)

Chiefs, 28-19 (H)

1965—Chiefs, 52-21 (KC)

Oilers, 38-36 (H)

1966—Chiefs, 48-23 (KC)

1967—Chiefs, 25-20 (H)

Oilers, 24-19 (KC)

1968—Chiefs, 26-21 (H)

Chiefs, 24-10 (KC)

1969—Chiefs, 24-0 (KC)

1970—Chiefs, 24-9 (KC)

1971—Chiefs, 20-16 (H)

1973—Chiefs, 38-14 (KC)

1974—Chiefs, 17-7 (H)

1975—Oilers, 17-13 (KC)

1977—Oilers, 34-20 (H)

1978—Oilers, 20-17 (KC)

1979—Oilers, 20-6 (H)

1980—Chiefs, 21-20 (KC)

1981—Chiefs, 23-10 (KC)

1983—Chiefs, 13-10 (H) OT

1984—Oilers, 17-16 (KC)

1985—Oilers, 23-20 (H)

1986—Chiefs, 27-13 (KC)

1988—Oilers, 7-6 (H)

1989—Chiefs, 34-0 (KC)

1990—Oilers, 27-10 (KC)

1991—Oilers, 17-7 (H)

1992—Oilers, 23-20 (H) OT

1993—Oilers, 30-0 (H)

\*\*\*\*Chiefs, 28-20 (H)

1994—Chiefs, 31-9 (KC)

1995—Chiefs, 20-13 (KC)

1996—Chiefs, 20-19 (H)

2000—Titans, 17-14 (T) OT

2004—Chiefs, 49-38 (T)

2007—Titans, 26-17 (KC)

2008—Titans, 34-10 (KC)

2010—Chiefs, 34-14 (KC)

2013—Chiefs, 26-17 (T)

2014—Titans, 26-10 (KC)

2016—Titans, 19-17 (KC)

2017—\*\*\*\*Titans, 22-21 (KC)

2019—Titans, 35-32 (T)

\*\*\*Chiefs, 35-24 (KC)

2021—Titans, 27-3 (T)

2022—Chiefs, 20-17 (KC) OT

(RS Pts.—Chiefs 1,104, Titans 963)

(PS Pts.—Chiefs 104, Titans 83)

\*Franchise in Dallas prior to 1963 and known as Texans

\*\*Franchise in Houston prior to 1997; known as Oilers prior to 1999

\*\*\*AFL/AFC Championship

\*\*\*\*AFC Divisional Playoff

\*\*\*\*\*AFC Wild Card Playoff

### KANSAS CITY vs. \*WASHINGTON

RS: Chiefs lead series, 10-1

1971—Chiefs, 27-20 (KC)

1976—Chiefs, 33-30 (W)

1983—Redskins, 27-12 (W)

1992—Chiefs, 35-16 (KC)

1995—Chiefs, 24-3 (KC)

2001—Chiefs, 45-13 (KC)

2005—Chiefs, 28-21 (W)

2009—Chiefs, 14-6 (W)

2013—Chiefs, 45-10 (W)

2017—Chiefs, 29-20 (KC)

2021—Chiefs, 31-13 (W)

(RS Pts.—Chiefs 323, Commanders 179)

\*Franchise known as Redskins prior to 2020; known as Washington Football Team prior to 2022

### LAS VEGAS vs. ARIZONA

RS: Raiders lead series, 6-5;

See Arizona vs. Las Vegas

### LAS VEGAS vs. ATLANTA

RS: Falcons lead series, 8-7;

See Atlanta vs. Las Vegas

### LAS VEGAS vs. BALTIMORE

RS: Ravens lead series, 8-4;

PS: Ravens lead series, 1-0;

See Baltimore vs. Las Vegas

### LAS VEGAS vs. BUFFALO

RS: Raiders lead series, 21-20;

PS: Bills lead series, 2-0;

See Buffalo vs. Las Vegas

### LAS VEGAS vs. CAROLINA

RS: Raiders lead series, 4-3;

See Carolina vs. Las Vegas

### LAS VEGAS vs. CHICAGO

RS: Bears lead series, 9-8;

See Chicago vs. Las Vegas

### LAS VEGAS vs. CINCINNATI

RS: Raiders lead series, 19-12;

PS: Raiders lead series, 2-1;

See Cincinnati vs. Las Vegas

### LAS VEGAS vs. CLEVELAND

RS: Raiders lead series, 15-10;

PS: Raiders lead series, 2-0;

See Cleveland vs. Las Vegas



## ALL-TIME TEAM VS. TEAM RESULTS

### LAS VEGAS vs. DALLAS

RS: Raiders lead series, 7-6;

See Dallas vs. Las Vegas

### LAS VEGAS vs. DENVER

RS: Raiders lead series, 72-53-2;

PS: Series tied, 1-1;

See Denver vs. Las Vegas

### LAS VEGAS vs. DETROIT

RS: Series tied, 7-7;

See Detroit vs. Las Vegas

### LAS VEGAS vs. GREEN BAY

RS: Packers lead series, 8-6;

PS: Packers lead series, 1-0;

See Green Bay vs. Las Vegas

### LAS VEGAS vs. HOUSTON

RS: Texans lead series, 7-5;

PS: Texans lead series, 1-0;

See Houston vs. Las Vegas

### LAS VEGAS vs. INDIANAPOLIS

RS: Series tied, 10-10;

PS: Series tied, 1-1;

See Indianapolis vs. Las Vegas

### LAS VEGAS vs. JACKSONVILLE

RS: Jaguars lead series, 6-4;

See Jacksonville vs. Las Vegas

### LAS VEGAS vs. KANSAS CITY

RS: Chiefs lead series, 71-54-2;

PS: Chiefs lead series, 2-1;

See Kansas City vs. Las Vegas

### \*LAS VEGAS vs. \*\*L.A. CHARGERS

RS: Raiders lead series, 68-58-2;

PS: Raiders lead series, 1-0

1960—Chargers, 52-28 (LA)

Chargers, 41-17 (O)

1961—Chargers, 44-0 (SD)

Chargers, 41-10 (O)

1962—Chargers, 42-33 (O)

Chargers, 31-21 (SD)

1963—Raiders, 34-33 (SD)

Raiders, 41-27 (O)

1964—Chargers, 31-17 (SD)

Raiders, 21-20 (O)

1965—Chargers, 17-6 (O)

Chargers, 24-14 (SD)

1966—Chargers, 29-20 (SD)

Raiders, 41-19 (O)

1967—Raiders, 51-10 (O)

Raiders, 41-21 (SD)

1968—Chargers, 23-14 (O)

Raiders, 34-27 (SD)

1969—Raiders, 24-12 (SD)

Raiders, 21-16 (O)

1970—Tie, 27-27 (SD)

Raiders, 20-17 (O)

1971—Raiders, 34-0 (SD)

Raiders, 34-33 (O)

1972—Tie, 17-17 (O)

Raiders, 21-19 (SD)

1973—Raiders, 27-17 (SD)

Raiders, 31-3 (O)

1974—Raiders, 14-10 (SD)

Raiders, 17-10 (O)

1975—Raiders, 6-0 (SD)

Raiders, 25-0 (O)

1976—Raiders, 27-17 (SD)

Raiders, 24-0 (O)

1977—Raiders, 24-0 (O)

Chargers, 12-7 (SD)

1978—Raiders, 21-20 (SD)

Chargers, 27-23 (O)

1979—Chargers, 30-10 (SD)

Raiders, 45-22 (O)

1980—Chargers, 30-24 (SD) OT

Raiders, 38-24 (O)

\*\*\*Raiders, 34-27 (SD)

1981—Chargers, 55-21 (O)

Chargers, 23-10 (SD)

1982—Raiders, 28-24 (LA)

Raiders, 41-34 (SD)

1983—Raiders, 42-10 (SD)

Raiders, 30-14 (LA)

1984—Raiders, 33-30 (LA)

Raiders, 44-37 (SD)

1985—Raiders, 34-21 (LA)

Chargers, 40-34 (SD) OT

1986—Raiders, 17-13 (LA)

Raiders, 37-31 (SD) OT

1987—Chargers, 23-17 (LA)

Chargers, 16-14 (SD)

1988—Raiders, 24-13 (LA)

Raiders, 13-3 (SD)

1989—Raiders, 40-14 (LA)

Chargers, 14-12 (SD)

1990—Raiders, 24-9 (SD)

Raiders, 17-12 (LA)

1991—Chargers, 21-13 (LA)

Raiders, 9-7 (SD)

1992—Chargers, 27-3 (SD)

Chargers, 36-14 (LA)

1993—Chargers, 30-23 (LA)

Raiders, 12-7 (SD)

1994—Chargers, 26-24 (LA)

Raiders, 24-17 (SD)

1995—Raiders, 17-7 (O)

Chargers, 12-6 (SD)

1996—Chargers, 40-34 (O)

Raiders, 23-14 (SD)

1997—Chargers, 25-10 (O)

Raiders, 38-13 (SD)

1998—Raiders, 7-6 (O)

Raiders, 17-10 (SD)

1999—Raiders, 28-9 (O)

Chargers, 23-20 (SD)

2000—Raiders, 9-6 (O)

Raiders, 15-13 (SD)

2001—Raiders, 34-24 (O)

Raiders, 13-6 (SD)

2002—Chargers, 27-21 (O) OT

Raiders, 27-7 (SD)

2003—Raiders, 34-31 (O) OT

Chargers, 21-14 (SD)

2004—Chargers, 42-14 (SD)

Chargers, 23-17 (O)

2005—Chargers, 27-14 (O)

Chargers, 34-10 (SD)

2006—Chargers, 27-0 (O)

Chargers, 21-14 (SD)

2007—Chargers, 28-14 ((SD)

Chargers, 30-17 (O)

2008—Chargers, 28-18 (O)

Chargers, 34-7 (SD)

2009—Chargers, 24-20 (O)

Chargers, 24-16 (SD)

2010—Raiders, 35-27 (O)

Raiders, 28-13 (SD)

2011—Raiders, 24-17 (SD)

Chargers, 38-26 (O)

2012—Chargers, 22-14 (O)

Chargers, 24-21 (SD)

2013—Raiders, 27-17 (O)

Chargers, 26-13 (SD)

2014—Chargers, 31-28 (O)

Chargers, 13-6 (SD)

2015—Raiders, 37-29 (SD)

Raiders, 23-20 (O) OT

2016—Raiders, 34-31 (O)

Raiders, 19-16 (SD)

2017—Chargers, 17-16 (O)

Chargers, 30-10 (LA)

2018—Chargers, 26-10 (LA)

Chargers, 20-6 (O)

2019—Raiders, 26-24 (O)

Raiders, 24-17 (LA)

2020—Raiders, 31-26 (LA)

Chargers, 30-27 (LV) OT

2021—Chargers, 28-14 (LA)

Raiders, 35-32 (LV) OT

2022—Chargers, 24-19 (LA)

Raiders, 27-20 (LV)

2023—Chargers, 24-17 (LA)

Raiders, 63-21 (LV)

(RS Pts.—Raiders 2,846, Chargers 2,801)

(PS Pts.—Raiders 34, Chargers 27)

\*Franchise in Los Angeles from 1982-94, in

Oakland from 1960-81 and from 1995-2019

\*\*Franchise in San Diego from 1961-2016

\*\*\*AFC Championship

### \*LAS VEGAS vs. \*\*L.A. RAMS

RS: Raiders lead series, 8-7

1972—Raiders, 45-17 (O)

1977—Rams, 20-14 (LA)

1979—Raiders, 24-17 (LA)

1982—Raiders, 37-31 (LA Raiders)

1985—Raiders, 16-6 (LA Rams)

1988—Rams, 22-17 (LA Raiders)

1991—Raiders, 20-17 (LA Raiders)

1994—Raiders, 20-17 (LA Rams)

1997—Raiders, 35-17 (O)

2002—Rams, 28-13 (StL)

2006—Rams, 20-0 (O)

2010—Raiders, 16-14 (O)

2014—Rams, 52-0 (StL)

2018—Rams, 33-13 (O)

2022—Rams, 17-16 (LA)

(RS Pts.—Rams 328, Raiders 286)

\*Franchise in Los Angeles from 1982-94, in

Oakland from 1960-81 and from 1995-2019

\*\*Franchise in St. Louis from 1995-2015

### \*LAS VEGAS vs. MIAMI

RS: Dolphins lead series, 19-18-1;

PS: Raiders lead series, 3-1

1966—Raiders, 23-14 (M)

Raiders, 21-10 (O)

1967—Raiders, 31-17 (O)

1968—Raiders, 47-21 (M)

1969—Raiders, 20-17 (O)

Tie, 20-20 (M)

1970—Dolphins, 20-13 (M)

\*\*Raiders, 21-14 (O)

1973—Raiders, 12-7 (O)

\*\*\*Dolphins, 27-10 (M)

1974—\*\*Raiders, 28-26 (O)

1975—Raiders, 31-21 (M)

1978—Dolphins, 23-6 (M)

1979—Raiders, 13-3 (O)

1980—Raiders, 16-10 (O)

1981—Raiders, 33-17 (M)

1983—Raiders, 27-14 (LA)

1984—Raiders, 45-34 (M)

1986—Raiders, 30-28 (M)

1988—Dolphins, 24-14 (LA)

1990—Raiders, 13-10 (M)

1992—Dolphins, 20-7 (M)

1994—Dolphins, 20-17 (M) OT

1996—Raiders, 17-7 (O)

1997—Dolphins, 34-16 (O)

1998—Dolphins, 27-17 (O)

1999—Dolphins, 16-9 (O)

2000—\*\*Raiders, 27-0 (O)

2001—Dolphins, 18-15 (M)

2002—Dolphins, 23-17 (M)

2005—Dolphins, 33-21 (O)

2007—Raiders, 35-17 (M)

2008—Dolphins, 17-15 (M)

2010—Dolphins, 33-17 (O)

2011—Dolphins, 34-14 (M)

2012—Dolphins, 35-13 (M)

2014—Dolphins, 38-14 (London)

2017—Raiders, 27-24 (M)

2018—Dolphins, 28-20 (M)

2020—Dolphins, 26-25 (LV)

2021—Raiders, 31-28 (LV) OT

2023—Dolphins, 20-13 (M)

(RS Pts.—Dolphins 808, Raiders 775)

(PS Pts.—Raiders 86, Dolphins 67)

## ALL-TIME TEAM VS. TEAM RESULTS

\*Franchise in Los Angeles from 1982-94 and in Oakland from 1960-81 and from 1995-2019

\*\*AFC Divisional Playoff

\*\*\*AFC Championship

### \*LAS VEGAS vs. MINNESOTA

RS: Raiders lead series, 9-7;

PS: Raiders lead series, 1-0

1973—Vikings, 24-16 (M)  
1976—\*\*Raiders, 32-14 (Pasadena)  
1977—Raiders, 35-13 (O)  
1978—Raiders, 27-20 (O)  
1981—Raiders, 36-10 (M)  
1984—Raiders, 23-20 (LA)  
1987—Vikings, 31-20 (M)  
1990—Raiders, 28-24 (M)  
1993—Raiders, 24-7 (LA)  
1996—Vikings, 16-13 (O) OT  
1999—Raiders, 22-17 (M)  
2003—Raiders, 28-18 (O)  
2007—Vikings, 29-22 (M)  
2011—Raiders, 27-21 (M)  
2015—Vikings, 30-14 (O)  
2019—Vikings, 34-14 (M)  
2023—Vikings, 3-0 (LV)

(RS Pts.—Raiders 349, Vikings 317)  
(PS Pts.—Raiders 32, Vikings 14)

\*Franchise in Los Angeles from 1982-94 and in Oakland from 1960-81 and from 1995-2019

\*\*Super Bowl XI

### \*LAS VEGAS vs. \*\*NEW ENGLAND

RS: Patriots lead series, 18-16-1;

PS: Patriots lead series, 2-1

1960—Raiders, 27-14 (O)  
Patriots, 34-28 (B)  
1961—Patriots, 20-17 (B)  
Patriots, 35-21 (O)  
1962—Patriots, 26-16 (B)  
Raiders, 20-0 (O)  
1963—Patriots, 20-14 (O)  
Patriots, 20-14 (B)  
1964—Patriots, 17-14 (O)  
Tie, 43-43 (B)  
1965—Raiders, 24-10 (B)  
Raiders, 30-21 (O)  
1966—Patriots, 24-21 (B)  
1967—Raiders, 35-7 (O)  
Raiders, 48-14 (B)  
1968—Raiders, 41-10 (O)  
1969—Raiders, 38-23 (B)  
1971—Patriots, 20-6 (NE)  
1974—Raiders, 41-26 (O)  
1976—Patriots, 48-17 (NE)  
\*\*\*Raiders, 24-21 (O)  
1978—Patriots, 21-14 (O)  
1981—Raiders, 27-17 (O)  
1985—Raiders, 35-20 (NE)  
\*\*\*Patriots, 27-20 (LA)  
1987—Patriots, 26-23 (NE)  
1989—Raiders, 24-21 (LA)  
1994—Raiders, 21-17 (NE)  
2001—\*\*\*Patriots, 16-13 (NE) OT  
2002—Raiders, 27-20 (O)  
2005—Patriots, 30-20 (NE)  
2008—Patriots, 49-26 (O)  
2011—Patriots, 31-19 (O)  
2014—Patriots, 16-9 (NE)  
2017—Patriots, 33-8 (Mexico City)  
2020—Patriots, 36-20 (NE)  
2022—Raiders, 30-24 (LV)  
2023—Raiders, 21-17 (LV)

(RS Pts.—Raiders 839, Patriots 810)

(PS Pts.—Patriots 64, Raiders 57)

\*Franchise in Los Angeles from 1982-94, in Oakland from 1960-81 and from 1995-2019

\*\*Franchise in Boston prior to 1971

\*\*\*AFC Divisional Playoff

### \*LAS VEGAS vs. NEW ORLEANS

RS: Series tied, 7-7-1

1971—Tie, 21-21 (NO)  
1975—Raiders, 48-10 (O)  
1979—Raiders, 42-35 (NO)  
1985—Raiders, 23-13 (LA)  
1988—Saints, 20-6 (NO)  
1991—Saints, 27-0 (NO)  
1994—Raiders, 24-19 (LA)  
1997—Saints, 13-10 (O)  
2000—Raiders, 31-22 (NO)  
2004—Saints, 31-26 (O)  
2008—Saints, 34-3 (NO)  
2012—Saints, 38-17 (O)  
2016—Raiders, 35-34 (NO)  
2020—Raiders, 34-24 (LV)  
2022—Saints, 24-0 (NO)  
(RS Pts.—Saints 365, Raiders 320)

\*Franchise in Los Angeles from 1982-94, in Oakland from 1960-81 and from 1995-2019

### \*LAS VEGAS vs. N.Y. GIANTS

RS: Raiders lead series, 9-6

1973—Raiders, 42-0 (O)  
1980—Raiders, 33-17 (NY)  
1983—Raiders, 27-12 (LA)  
1986—Giants, 14-9 (LA)  
1989—Giants, 34-17 (NY)  
1992—Raiders, 13-10 (LA)  
1995—Raiders, 17-13 (NY)  
1998—Raiders, 20-17 (O)  
2001—Raiders, 28-10 (NY)  
2005—Giants, 30-21 (O)  
2009—Giants, 44-7 (NY)  
2013—Giants, 24-20 (NY)  
2017—Raiders, 24-17 (O)  
2021—Giants, 23-16 (NY)  
2023—Raiders, 30-6 (LV)  
(RS Pts.—Raiders 324, Giants 271)

\*Franchise in Los Angeles from 1982-94, in Oakland from 1960-81 and from 1995-2019

### \*LAS VEGAS vs. \*\*N.Y. JETS

RS: Raiders lead series, 25-18-2;

PS: Series tied, 2-2;

1960—Raiders, 28-27 (NY)  
Titans, 31-28 (O)  
1961—Titans, 14-6 (O)  
Titans, 23-12 (NY)  
1962—Titans, 28-17 (O)  
Titans, 31-21 (NY)  
1963—Jets, 10-7 (NY)  
Raiders, 49-26 (O)  
1964—Jets, 35-13 (NY)  
Raiders, 35-26 (O)  
1965—Tie, 24-24 (NY)  
Raiders, 24-14 (O)  
1966—Raiders, 24-21 (NY)  
Tie, 28-28 (O)  
1967—Jets, 27-14 (NY)  
Raiders, 38-29 (O)  
1968—Raiders, 43-32 (O)  
\*\*\*Jets, 27-23 (NY)  
1969—Raiders, 27-14 (NY)  
1970—Raiders, 14-13 (NY)  
1972—Raiders, 24-16 (O)  
1977—Raiders, 28-27 (NY)  
1979—Jets, 28-19 (NY)  
1982—\*\*\*Jets, 17-14 (LA)  
1985—Raiders, 31-0 (LA)  
1989—Raiders, 14-7 (NY)  
1993—Raiders, 24-20 (LA)  
1995—Raiders, 47-10 (NY)  
1996—Raiders, 34-13 (NY)  
1997—Jets 23-22 (NY)  
1999—Raiders, 24-23 (O)  
2000—Raiders, 31-7 (O)  
2001—Jets, 24-22 (O)

\*\*\*\*Raiders, 38-24 (O)

2002—Raiders, 26-20 (O)  
\*\*\*\*Raiders, 30-10 (O)

2003—Jets, 27-24 (O) OT  
2005—Jets, 26-10 (NY)  
2006—Jets, 23-3 (NY)  
2008—Raiders, 16-13 (O) OT  
2009—Jets, 38-0 (O)  
2011—Raiders, 34-24 (O)  
2013—Jets, 37-27 (NY)  
2014—Jets, 19-14 (NY)  
2015—Raiders, 34-20 (O)  
2017—Raiders, 45-20 (O)  
2019—Jets, 34-3 (NY)  
2020—Raiders, 31-28 (NY)  
2023—Raiders, 16-12 (LV)  
(RS Pts.—Raiders 1,055, Jets 992)  
(PS Pts.—Raiders 105, Jets 78)

\*Franchise in Los Angeles from 1982-94, in Oakland from 1960-81 and from 1995-2019

\*\*Jets known as Titans prior to 1963

\*\*\*AFL Championship

\*\*\*\*AFC Second-Round Playoff

\*\*\*\*\*AFC Wild Card Playoff

### \*LAS VEGAS vs. PHILADELPHIA

RS: Eagles lead series, 7-6;

PS: Raiders lead series, 1-0

1971—Raiders, 34-10 (O)  
1976—Raiders, 26-7 (P)  
1980—Eagles, 10-7 (P)  
\*\*Raiders, 27-10 (New Orleans)  
1986—Eagles, 33-27 (LA) OT  
1989—Eagles, 10-7 (P)  
1992—Eagles, 31-10 (P)  
1995—Raiders, 48-17 (O)  
1991—Raiders, 20-10 (P)  
2005—Eagles, 23-20 (P)  
2009—Raiders, 13-9 (O)  
2013—Eagles, 49-20 (O)  
2017—Eagles, 19-10 (P)  
2021—Raiders, 33-22 (LV)  
(RS Pts.—Raiders 275, Eagles 250)  
(PS Pts.—Raiders 27, Eagles 10)

\*Franchise in Los Angeles from 1982-94 and in Oakland from 1960-81 and from 1995-2019

\*\*Super Bowl XV

### \*LAS VEGAS vs. PITTSBURGH

RS: Raiders lead series, 14-12;

PS: Series tied, 3-3

1970—Raiders, 31-14 (O)  
1972—Steelers, 34-28 (P)  
\*\*Steelers, 13-7 (P)  
1973—Steelers, 17-9 (O)  
\*\*Raiders, 33-14 (O)  
1974—Raiders, 17-0 (P)  
\*\*\*Steelers, 24-13 (O)  
1975—\*\*\*Steelers, 16-10 (P)  
1976—Raiders, 31-28 (O)  
\*\*\*Raiders, 24-7 (O)  
1977—Raiders, 16-7 (P)  
1980—Raiders, 45-34 (P)  
1981—Raiders, 30-27 (O)  
1983—\*\*Raiders, 38-10 (LA)  
1984—Steelers, 13-7 (LA)  
1990—Raiders, 20-3 (LA)  
1994—Steelers, 21-3 (LA)  
1995—Steelers, 29-10 (O)  
2000—Steelers, 21-20 (P)  
2002—Raiders, 30-17 (P)  
2003—Steelers, 27-7 (P)  
2004—Steelers, 24-21 (P)  
2006—Raiders, 20-13 (O)  
2009—Raiders, 27-24 (P)  
2010—Steelers, 35-3 (P)  
2012—Raiders, 34-31 (O)  
2013—Raiders, 21-18 (O)  
2015—Steelers, 38-35 (P)  
2018—Raiders, 24-21 (O)  
2021—Raiders, 26-17 (P)

## ALL-TIME TEAM VS. TEAM RESULTS

2022—Steelers, 13-10 (P)  
 2023—Steelers, 23-18 (LV)  
 (RS Pts.—Steelers 549, Raiders 543)  
 (PS Pts.—Raiders 125, Steelers 84)  
*\*Franchise in Los Angeles from 1982-94, in Oakland from 1960-81 and from 1995-2019*  
**\*\*AFC Divisional Playoff**  
**\*\*\*AFC Championship**

### \*LAS VEGAS vs. SAN FRANCISCO

RS: 49ers lead series, 8-7  
 1970—49ers, 38-7 (O)  
 1974—Raiders, 35-24 (SF)  
 1979—Raiders, 23-10 (O)  
 1982—Raiders, 23-17 (SF)  
 1985—49ers, 34-10 (LA)  
 1988—Raiders, 9-3 (SF)  
 1991—Raiders, 12-6 (LA)  
 1994—49ers, 44-14 (SF)  
 2000—Raiders, 34-28 (SF) OT  
 2002—49ers, 23-20 (O) OT  
 2006—49ers, 34-20 (SF)  
 2010—49ers, 17-9 (SF)  
 2014—Raiders, 24-13 (O)  
 2018—49ers, 34-3 (SF)  
 2022—49ers, 37-34 (LV) OT  
 (RS Pts.—49ers 362, Raiders 277)  
*\*Franchise in Los Angeles from 1982-94, in Oakland from 1960-81 and from 1995-2019*

### \*LAS VEGAS vs. SEATTLE

RS: Raiders lead series, 29-25;

PS: Series tied, 1-1  
 1977—Raiders, 44-7 (O)  
 1978—Seahawks, 27-7 (S)  
     Seahawks, 17-16 (O)  
 1979—Seahawks, 27-10 (S)  
     Seahawks, 29-24 (O)  
 1980—Raiders, 33-14 (O)  
     Raiders, 19-17 (S)  
 1981—Raiders, 20-10 (O)  
     Raiders, 32-31 (S)  
 1982—Raiders, 28-23 (LA)  
 1983—Seahawks, 38-36 (S)  
     Seahawks, 34-21 (LA)  
     \*\*Raiders, 30-14 (LA)  
 1984—Raiders, 28-14 (LA)  
     Seahawks, 17-14 (S)  
     \*\*\*Seahawks, 13-7 (S)  
 1985—Seahawks, 33-3 (S)  
     Raiders, 13-3 (LA)  
 1986—Raiders, 14-10 (LA)  
     Seahawks, 37-0 (S)  
 1987—Seahawks, 35-13 (LA)  
     Raiders, 37-14 (S)  
 1988—Seahawks, 35-27 (S)  
     Seahawks, 43-37 (LA)  
 1989—Seahawks, 24-20 (LA)  
     Seahawks, 23-17 (S)  
 1990—Raiders, 17-13 (S)  
     Raiders, 24-17 (LA)  
 1991—Raiders, 23-20 (S) OT  
     Raiders, 31-7 (LA)  
 1992—Raiders, 19-0 (S)  
     Raiders, 20-3 (LA)  
 1993—Raiders, 17-13 (S)  
     Raiders, 27-23 (LA)  
 1994—Seahawks, 38-9 (LA)  
     Raiders, 17-16 (S)  
 1995—Raiders, 34-14 (O)  
     Seahawks, 44-10 (S)  
 1996—Raiders, 27-21 (S)  
     Seahawks, 28-21 (O)  
 1997—Seahawks, 45-34 (S)  
     Seahawks, 22-21 (O)  
 1998—Raiders, 31-18 (S)  
     Raiders, 20-17 (O)  
 1999—Seahawks, 22-21 (S)  
     Raiders, 30-21 (O)

2000—Raiders, 31-3 (O)  
     Seahawks, 27-24 (S)  
 2001—Raiders, 38-14 (O)  
     Seahawks, 34-27 (S)  
 2002—Raiders, 31-17 (O)  
 2006—Seahawks, 16-0 (S)  
 2010—Raiders, 33-3 (O)  
 2014—Seahawks, 30-24 (S)  
 2018—Seahawks, 27-3 (London)  
 2022—Raiders, 40-34 (S) OT  
 (RS Pts.—Raiders 1,217, Seahawks 1,169)  
 (PS Pts.—Raiders 37, Seahawks 27)  
*\*Franchise in Los Angeles from 1982-94, in Oakland from 1960-81 and from 1995-2019*  
**\*\*AFC Championship**

**\*\*\*AFC Wild Card Playoff**

### \*LAS VEGAS vs. TAMPA BAY

RS: Raiders lead series, 7-3;  
 PS: Buccaneers lead series, 1-0  
 1976—Raiders, 49-16 (O)  
 1981—Raiders, 18-16 (O)  
 1993—Raiders, 27-20 (LA)  
 1996—Buccaneers, 20-17 (TB) OT  
 1999—Raiders, 45-0 (O)  
 2002—\*\*Buccaneers, 48-21 (San Diego)  
 2004—Raiders, 30-20 (O)  
 2008—Raiders, 31-24 (TB)  
 2012—Buccaneers, 42-32 (O)  
 2016—Raiders, 30-24 (TB) OT  
 2020—Buccaneers, 45-20 (LV)  
 (RS Pts.—Raiders 299, Buccaneers 227)  
 (PS Pts.—Buccaneers 48, Raiders 21)  
*\*Franchise in Los Angeles from 1982-94, in Oakland from 1960-81 and from 1995-2019*  
**\*\*Super Bowl XXXVII**

### \*LAS VEGAS vs. \*\*TENNESSEE

RS: Raiders lead series, 26-22;  
 PS: Raiders lead series, 4-0  
 1960—Oilers, 37-22 (O)  
     Raiders, 14-13 (H)  
 1961—Oilers, 55-0 (H)  
     Oilers, 47-16 (O)  
 1962—Oilers, 28-20 (O)  
     Oilers, 32-17 (H)  
 1963—Raiders, 24-13 (H)  
     Raiders, 52-49 (O)  
 1964—Oilers, 42-28 (H)  
     Raiders, 20-10 (O)  
 1965—Raiders, 21-17 (O)  
     Raiders, 33-21 (H)  
 1966—Oilers, 31-0 (H)  
     Raiders, 38-23 (O)  
 1967—Raiders, 19-7 (H)  
     \*\*\*Raiders, 40-7 (O)  
 1968—Raiders, 24-15 (H)  
 1969—Raiders, 21-17 (O)  
     \*\*\*Raiders, 56-7 (O)  
 1971—Raiders, 41-21 (O)  
 1972—Raiders, 34-0 (H)  
 1973—Raiders, 17-6 (H)  
 1975—Oilers, 27-26 (O)  
 1976—Raiders, 14-13 (H)  
 1977—Raiders, 34-29 (O)  
 1978—Raiders, 21-17 (O)  
 1979—Oilers, 31-17 (H)  
 1980—\*\*\*\*Raiders, 27-7 (O)  
 1981—Oilers, 17-16 (H)  
 1983—Raiders, 20-6 (LA)  
 1984—Raiders, 24-14 (H)  
 1986—Raiders, 28-17 (H)  
 1988—Oilers, 38-35 (H)  
 1989—Oilers, 23-7 (H)  
 1991—Oilers, 47-17 (H)  
 1994—Raiders, 17-14 (LA)  
 1997—Oilers, 24-21 (T) OT  
 1999—Titans, 21-14 (T)  
 2001—Titans, 13-10 (O)

2002—Raiders, 52-25 (O)  
     \*\*\*\*Raiders, 41-24 (O)  
 2003—Titans, 25-20 (T)  
 2004—Raiders, 40-35 (O)  
 2005—Raiders, 34-25 (T)  
 2007—Titans, 13-9 (T)  
 2010—Titans, 38-13 (T)  
 2013—Titans, 23-19 (O)  
 2015—Raiders, 24-21 (T)  
 2016—Raiders, 17-10 (T)  
 2017—Raiders, 26-16 (T)  
 2019—Titans, 42-21 (O)  
 2022—Titans, 24-22 (T)  
 (RS Pts.—Titans 1,132, Raiders 1,079)  
 (PS Pts.—Raiders 164, Titans 45)  
*\*Franchise in Los Angeles from 1982-94, in Oakland from 1960-81 and from 1995-2019*  
**\*\*Franchise in Houston prior to 1997; known as Oilers prior to 1999**  
**\*\*\*AFL Championship**  
**\*\*\*\*Inter-Divisional Playoff**  
**\*\*\*\*\*AFC Wild Card Playoff**  
**\*\*\*\*\*AFC Championship**  
**\*\*\*LAS VEGAS vs. \*\*WASHINGTON**  
 RS: Series tied, 7-7;  
 PS: Raiders lead series, 1-0  
 1970—Raiders, 34-20 (O)  
 1975—Raiders, 26-23 (W) OT  
 1980—Raiders, 24-21 (O)  
 1983—Redskins, 37-35 (W)  
     \*\*\*Raiders, 38-9 (Tampa)  
 1986—Redskins, 10-6 (W)  
 1989—Raiders, 37-24 (LA)  
 1992—Raiders, 21-20 (W)  
 1995—Raiders, 20-8 (W)  
 1998—Redskins, 29-19 (O)  
 2005—Raiders, 16-13 (W)  
 2009—Redskins, 34-13 (O)  
 2013—Redskins, 24-14 (O)  
 2017—Redskins, 27-10 (W)  
 2021—Washington, 17-15 (LV)  
 (RS Pts.—Commanders 307, Raiders 290)  
 (PS Pts.—Raiders 38, Commanders 9)  
*\*Franchise in Los Angeles from 1982-94, in Oakland from 1960-81 and from 1995-2019*  
**\*\*Franchise known as Redskins prior to 2020; known as Washington Football Team prior to 2022**  
**\*\*\*Super Bowl XVIII**

### L.A. CHARGERS vs. ARIZONA

RS: Chargers lead series, 11-4;  
 See Arizona vs. L.A. Chargers  
**L.A. CHARGERS vs. ATLANTA**  
 RS: Falcons lead series, 8-4;  
 See Atlanta vs. L.A. Chargers  
**L.A. CHARGERS vs. BALTIMORE**  
 RS: Ravens lead series, 9-5;  
 PS: Chargers lead series, 1-0;  
 See Baltimore vs. L.A. Chargers  
**L.A. CHARGERS vs. BUFFALO**  
 RS: Chargers lead series, 24-12-2;  
 PS: Bills lead series, 2-1;  
 See Buffalo vs. L.A. Chargers  
**L.A. CHARGERS vs. CAROLINA**  
 RS: Panthers lead series, 6-1;  
 See Carolina vs. L.A. Chargers  
**L.A. CHARGERS vs. CHICAGO**  
 RS: Series tied, 7-7;  
 See Chicago vs. L.A. Chargers  
**L.A. CHARGERS vs. CINCINNATI**  
 RS: Chargers lead series, 22-14;  
 PS: Series tied, 1-1;  
 See Cincinnati vs. L.A. Chargers  
**L.A. CHARGERS vs. CLEVELAND**  
 RS: Chargers lead series, 19-9-1;  
 See Cleveland vs. L.A. Chargers  
**L.A. CHARGERS vs. DALLAS**  
 RS: Cowboys lead series, 8-5;  
 See Dallas vs. L.A. Chargers

## ALL-TIME TEAM VS. TEAM RESULTS

### L.A. CHARGERS vs. DENVER

RS: Broncos lead series, 72-55-1;  
PS: Broncos lead series, 1-0;  
See Denver vs. L.A. Chargers

### L.A. CHARGERS vs. DETROIT

RS: Chargers lead series, 7-6;  
See Detroit vs. L.A. Chargers

### L.A. CHARGERS vs. GREEN BAY

RS: Packers lead series, 11-2;  
See Green Bay vs. L.A. Chargers

### L.A. CHARGERS vs. HOUSTON

RS: Chargers lead series, 6-3;  
See Houston vs. L.A. Chargers

### L.A. CHARGERS vs. INDIANAPOLIS

RS: Chargers lead series, 18-10;  
PS: Chargers lead series, 2-1;  
See Indianapolis vs. L.A. Chargers

### L.A. CHARGERS vs. JACKSONVILLE

RS: Chargers lead series, 9-4;  
PS: Jaguars lead series, 1-0;  
See Jacksonville vs. L.A. Chargers

### L.A. CHARGERS vs. KANSAS CITY

RS: Chiefs lead series, 69-57-1;  
PS: Chargers lead series, 1-0;  
See Kansas City vs. L.A. Chargers

### L.A. CHARGERS vs. LAS VEGAS

RS: Raiders lead series, 68-58-2;  
PS: Raiders lead series, 1-0;  
See Las Vegas vs. L.A. Chargers

### \*L.A. CHARGERS vs. \*L.A. RAMS

RS: Rams lead series, 7-6  
1970—Rams, 37-10 (LAR)  
1975—Rams, 13-10 (SD) OT  
1979—Chargers, 40-16 (LAR)  
1988—Chargers, 38-24 (LAR)  
1991—Rams, 30-24 (LAR)  
1994—Chargers, 31-17 (SD)  
2000—Rams, 57-31 (StL)  
2002—Rams, 28-24 (StL)  
2006—Chargers, 38-24 (SD)  
2010—Rams, 20-17 (StL)  
2014—Chargers, 27-24 (SD)  
2018—Rams, 35-23 (LAR)  
2022—Chargers, 31-10 (LAC)  
(RS Pts.—Chargers 344, Rams 335)  
*\*Franchise in San Diego from 1961-2016*  
*\*Franchise in St. Louis from 1995-2015*

### \*L.A. CHARGERS vs. MIAMI

RS: Dolphins lead series, 18-15;  
PS: Series tied, 2-2  
1966—Chargers, 44-10 (SD)  
1967—Chargers, 24-0 (SD)  
Dolphins, 41-24 (M)  
1968—Chargers, 34-28 (SD)  
1969—Chargers, 21-14 (M)  
1972—Dolphins, 24-10 (M)  
1974—Dolphins, 28-21 (SD)  
1977—Chargers, 14-13 (M)  
1978—Dolphins, 28-21 (SD)  
1980—Chargers, 27-24 (M) OT  
1981—\*\*Chargers, 41-38 (M) OT  
1982—\*\*\*Dolphins, 34-13 (M)  
1984—Chargers, 34-28 (SD) OT  
1986—Chargers, 50-28 (SD)  
1988—Dolphins, 31-28 (M)  
1991—Chargers, 38-30 (SD)  
1992—\*\*Dolphins, 31-0 (M)  
1993—Chargers, 45-20 (SD)  
1994—\*\*Chargers, 22-21 (SD)  
1995—Dolphins, 24-14 (SD)  
1999—Dolphins, 12-9 (M)  
2000—Dolphins, 17-7 (SD)  
2002—Dolphins, 30-3 (M)  
2003—Dolphins, 26-10 (Arizona)  
2005—Dolphins, 23-21 (SD)  
2008—Dolphins, 17-10 (M)  
2009—Chargers, 23-13 (SD)  
2011—Chargers, 26-16 (SD)  
2013—Dolphins, 20-16 (M)

2014—Dolphins, 37-0 (M)  
2015—Chargers, 30-14 (SD)  
2016—Dolphins, 31-24 (SD)  
2017—Dolphins, 19-17 (LA)  
2019—Chargers, 30-10 (M)  
2020—Dolphins, 29-21 (M)  
2022—Chargers, 23-17 (LA)  
2023—Dolphins, 36-34 (LA)  
(RS Pts.—Chargers 753, Dolphins 738)  
(PS Pts.—Dolphins 124, Chargers 76)  
*\*Franchise in San Diego from 1961-2016*  
*\*\*AFC Divisional Playoff*  
*\*\*\*AFC Second-Round Playoff*

### \*\*L.A. CHARGERS vs. MINNESOTA

RS: Vikings lead series, 8-7  
1971—Chargers, 30-14 (SD)  
1975—Vikings, 28-13 (M)  
1978—Chargers, 13-7 (M)  
1981—Vikings, 33-31 (SD)  
1984—Chargers, 42-13 (M)  
1985—Vikings, 21-17 (M)  
1993—Chargers, 30-17 (M)  
1999—Vikings, 35-27 (M)  
2003—Chargers, 42-28 (SD)  
2007—Vikings, 35-17 (M)  
2011—Chargers, 24-17 (SD)  
2015—Vikings, 31-14 (M)  
2019—Vikings, 39-10 (LA)  
2021—Vikings, 27-20 (LA)  
2023—Chargers, 28-24 (M)  
(RS Pts.—Vikings 369, Chargers, 358)  
*\*Franchise in San Diego from 1961-2016*

### \*L.A. CHARGERS vs. \*\*NEW ENGLAND

RS: Patriots lead series, 24-15-2;  
PS: Patriots lead series, 3-1  
1960—Patriots, 35-0 (LA)  
Chargers, 45-16 (B)  
1961—Chargers, 38-27 (B)  
Patriots, 41-0 (SD)  
1962—Patriots, 24-20 (B)  
Patriots, 20-14 (SD)  
1963—Chargers, 17-13 (SD)  
Chargers, 7-6 (B)  
\*\*\*Chargers, 51-10 (SD)  
1964—Patriots, 33-28 (SD)  
Chargers, 26-17 (B)  
1965—Tie, 10-10 (B)  
Patriots, 22-6 (SD)  
1966—Chargers, 24-0 (SD)  
Patriots, 35-17 (B)  
1967—Chargers, 28-14 (SD)  
Tie, 31-31 (SD)  
1968—Chargers, 27-17 (B)  
1969—Chargers, 13-10 (B)  
Chargers, 28-18 (SD)  
1970—Chargers, 16-14 (B)  
1973—Patriots, 30-14 (NE)  
1975—Patriots, 33-19 (SD)  
1977—Patriots, 24-20 (SD)  
1978—Patriots, 28-23 (NE)  
1979—Patriots, 27-21 (NE)  
1983—Patriots, 37-21 (NE)  
1994—Patriots, 23-17 (NE)  
1996—Patriots, 45-7 (SD)  
1997—Patriots, 41-7 (NE)  
2001—Patriots, 29-26 (NE) OT  
2002—Chargers, 21-14 (SD)  
2005—Chargers, 41-17 (NE)  
2006—\*\*\*\*Patriots, 24-21 (SD)  
2007—Patriots, 38-14 (NE)  
\*\*\*\*\*Patriots, 21-12 (NE)  
2008—Chargers, 30-10 (SD)  
2010—Patriots, 23-20 (SD)  
2011—Patriots, 35-21 (NE)  
2014—Patriots, 23-14 (SD)  
2017—Patriots, 21-13 (NE)  
2018—\*\*\*\*Patriots, 41-28 (NE)  
2020—Patriots, 45-0 (LA)  
2021—Patriots, 27-24 (LA)

2023—Chargers, 6-0 (NE)  
(RS Pts.—Patriots 976, Chargers 777)  
(PS Pts.—Chargers 112, Patriots 96)  
*\*Franchise in San Diego from 1961-2016*  
*\*\*Franchise in Boston prior to 1971*

### \*\*\*AFL Championship

### \*\*\*\*AFC Divisional Playoff

### \*\*\*\*\*AFC Championship

### \*\*L.A. CHARGERS vs. NEW ORLEANS

RS: Chargers lead series, 7-6  
1973—Chargers, 17-14 (SD)  
1977—Chargers, 14-0 (NO)  
1979—Chargers, 35-0 (NO)  
1988—Saints, 23-17 (SD)  
1991—Chargers, 24-21 (SD)  
1994—Chargers, 36-22 (NO)  
1997—Chargers, 20-6 (NO)  
2000—Saints, 28-27 (SD)  
2004—Chargers, 43-17 (SD)  
2008—Saints, 37-32 (London)  
2012—Saints, 31-24 (NO)  
2016—Saints, 35-34 (SD)  
2020—Saints, 30-27 (NO) OT  
(RS Pts.—Chargers 350, Saints 264)  
*\*Franchise in San Diego from 1961-2016*

### \*L.A. CHARGERS vs. N.Y. GIANTS

RS: Chargers lead series, 8-5  
1971—Giants, 35-17 (NY)  
1975—Giants, 35-24 (NY)  
1980—Chargers, 44-7 (SD)  
1983—Chargers, 41-34 (NY)  
1986—Giants, 20-7 (NY)  
1989—Giants, 20-13 (SD)  
1995—Chargers, 27-17 (NY)  
1998—Giants, 34-16 (SD)  
2005—Chargers, 45-23 (SD)  
2009—Chargers, 21-20 (NY)  
2013—Chargers, 37-14 (SD)  
2017—Chargers, 27-22 (NY)  
2021—Chargers, 37-21 (LA)  
(RS Pts.—Chargers 356, Giants 302)  
*\*Franchise in San Diego from 1961-2016*

### \*L.A. CHARGERS vs. \*\*N.Y. JETS

RS: Chargers lead series, 24-12-1;  
PS: Jets lead series, 2-0  
1960—Chargers, 21-7 (NY)  
Chargers, 50-43 (LA)  
1961—Chargers, 25-10 (NY)  
Chargers, 48-13 (SD)  
1962—Chargers, 40-14 (SD)  
Titans, 23-3 (NY)  
1963—Chargers, 24-20 (SD)  
Chargers, 53-7 (NY)  
1964—Tie, 17-17 (NY)  
Chargers, 38-3 (SD)  
1965—Chargers, 34-9 (NY)  
Chargers, 38-7 (SD)  
1966—Jets, 17-16 (NY)  
Chargers, 42-27 (SD)  
1967—Jets, 42-31 (SD)  
1968—Jets, 23-20 (NY)  
Jets, 37-15 (SD)  
1969—Chargers, 34-27 (SD)  
1971—Chargers, 49-21 (SD)  
1974—Jets, 27-14 (NY)  
1975—Chargers, 24-16 (SD)  
1983—Jets, 41-29 (SD)  
1989—Jets, 20-17 (SD)  
1990—Chargers, 39-3 (NY)  
Chargers, 38-17 (SD)  
1991—Jets, 24-3 (NY)  
1994—Chargers, 21-6 (NY)  
2002—Jets, 44-13 (SD)  
2004—Jets, 34-28 (SD)  
\*\*\*Jets, 20-17 (SD) OT  
2005—Chargers, 31-26 (NY)  
2008—Chargers, 48-29 (SD)  
2009—\*\*\*\*Jets, 17-14 (SD)  
2011—Jets, 27-21 (NY)

## ALL-TIME TEAM VS. TEAM RESULTS

2012—Chargers, 27-17 (NY)  
 2014—Chargers, 31-0 (SD)  
 2017—Chargers, 14-7 (NY)  
 2020—Chargers, 34-28 (LA)  
 2023—Chargers, 27-6 (NY)  
 (RS Pts.—Chargers 1,057, Jets 739)  
 (PS Pts.—Jets 37, Chargers 31)  
*\*Franchise in San Diego from 1961-2016*  
*\*\*Jets known as Titans prior to 1963*  
*\*\*\*AFC Wild Card Playoff*  
*\*\*\*\*AFC Divisional Playoff*

### **\*L.A. CHARGERS vs. PHILADELPHIA**

RS: Chargers lead series, 8-5  
 1974—Eagles, 13-7 (SD)  
 1980—Chargers, 22-21 (SD)  
 1985—Chargers, 20-14 (SD)  
 1986—Eagles, 23-7 (P)  
 1989—Chargers, 20-17 (SD)  
 1995—Chargers, 27-21 (P)  
 1998—Chargers, 13-10 (SD)  
 2001—Eagles, 24-14 (P)  
 2005—Eagles, 20-17 (P)  
 2009—Chargers, 31-23 (SD)  
 2013—Chargers, 33-30 (P)  
 2017—Eagles, 26-24 (LA)  
 2021—Chargers, 27-24 (P)  
 (RS Pts.—Eagles 266, Chargers 262)  
*\*Franchise in San Diego from 1961-2016*

### **\*L.A. CHARGERS vs. PITTSBURGH**

RS: Steelers lead series, 23-9;  
 PS: Chargers lead series, 2-1  
 1971—Steelers, 21-17 (P)  
 1972—Steelers, 24-2 (SD)  
 1973—Steelers, 38-21 (P)  
 1975—Steelers, 37-0 (SD)  
 1976—Steelers, 23-0 (P)  
 1977—Steelers, 10-9 (SD)  
 1979—Chargers, 35-7 (SD)  
 1980—Chargers, 26-17 (SD)  
 1982—\*Chargers, 31-28 (P)  
 1983—Steelers, 26-3 (P)  
 1984—Steelers, 52-24 (P)  
 1985—Chargers, 54-44 (SD)  
 1987—Steelers, 20-16 (SD)  
 1988—Chargers, 20-14 (SD)  
 1989—Steelers, 20-17 (P)  
 1990—Steelers, 36-14 (P)  
 1991—Steelers, 26-20 (P)  
 1992—Steelers, 23-6 (SD)  
 1993—Steelers, 16-3 (P)  
 1994—Chargers, 37-34 (SD)  
 \*\*\*Chargers, 17-13 (P)  
 1995—Steelers, 31-16 (P)  
 1996—Steelers, 16-3 (P)  
 2000—Steelers, 34-21 (SD)  
 2003—Steelers, 40-24 (P)  
 2005—Steelers, 24-22 (SD)  
 2006—Chargers, 23-13 (SD)  
 2008—Steelers, 11-10 (P)  
 \*\*\*\*Steelers, 35-24 (P)  
 2009—Steelers, 38-28 (P)  
 2012—Chargers, 34-24 (P)  
 2015—Steelers, 24-20 (SD)  
 2018—Chargers, 33-30 (P)  
 2019—Steelers, 24-17 (LA)  
 2021—Chargers, 41-37 (LA)  
 (RS Pts.—Steelers 834, Chargers 616)  
 (PS Pts.—Steelers 76, Chargers 72)  
*\*Franchise in San Diego from 1961-2016*  
*\*\*AFC First-Round/Wild Card Playoff*  
*\*\*\*AFC Championship*  
*\*\*\*\*AFC Divisional Playoff*

### **\*L.A. CHARGERS vs. SAN FRANCISCO**

RS: Chargers lead series, 8-7;  
 PS: 49ers lead series, 1-0  
 1972—49ers, 34-3 (SF)  
 1976—Chargers, 13-7 (SD) OT  
 1979—Chargers, 31-9 (SD)

1982—Chargers, 41-37 (SF)  
 1988—49ers, 48-10 (SD)  
 1991—49ers, 34-14 (SF)  
 1994—49ers, 38-15 (SD)  
 \*\*49ers, 49-26 (South Florida)  
 1997—49ers, 17-10 (SF)  
 2000—49ers, 45-17 (SD)  
 2002—Chargers, 20-17 (SD) OT  
 2006—Chargers, 48-19 (SF)  
 2010—Chargers, 34-7 (SD)  
 2014—Chargers, 38-35 (SF) OT  
 2018—Chargers, 29-27 (LA)  
 2022—49ers, 22-16 (SF)  
 (RS Pts.—49ers 396, Chargers 339)  
 (PS Pts.—49ers 49, Chargers 26)  
*\*Franchise in San Diego from 1961-2016*  
*\*\*Super Bowl XXIX*

### **\*L.A. CHARGERS vs. SEATTLE**

RS: Seahawks lead series, 27-25  
 (PS Pts.—Chargers, 30-28 (Sea)  
 1977—Chargers, 30-28 (Sea)  
 1978—Chargers, 24-20 (Sea)  
 Chargers, 37-10 (SD)  
 1979—Chargers, 33-16 (Sea)  
 Chargers, 20-10 (SD)  
 1980—Chargers, 34-13 (Sea)  
 Chargers, 21-14 (SD)  
 1981—Chargers, 24-10 (SD)  
 Seahawks, 44-23 (Sea)  
 1983—Seahawks, 34-31 (Sea)  
 Chargers, 28-21 (SD)  
 1984—Seahawks, 31-17 (Sea)  
 Seahawks, 24-0 (SD)  
 1985—Seahawks, 49-35 (SD)  
 Seahawks, 26-21 (Sea)  
 1986—Seahawks, 33-7 (Sea)  
 Seahawks, 34-24 (SD)  
 1987—Seahawks, 34-3 (Sea)  
 1988—Chargers, 17-6 (SD)  
 Seahawks, 17-14 (Sea)  
 1989—Seahawks, 17-16 (SD)  
 Seahawks, 10-7 (Sea)  
 1990—Chargers, 31-14 (Sea)  
 Seahawks, 13-10 (SD) OT  
 1991—Seahawks, 20-9 (Sea)  
 Chargers, 17-14 (SD)  
 1992—Chargers, 17-6 (SD)  
 Chargers, 31-14 (Sea)  
 1993—Chargers, 18-12 (SD)  
 Seahawks, 31-14 (Sea)  
 1994—Chargers, 24-10 (Sea)  
 Chargers, 35-15 (SD)  
 1995—Chargers, 14-10 (SD)  
 Chargers, 35-25 (Sea)  
 1996—Chargers, 29-7 (SD)  
 Seahawks, 32-13 (Sea)  
 1997—Seahawks, 26-22 (Sea)  
 Seahawks, 37-31 (SD)  
 1998—Seahawks, 27-20 (SD)  
 Seahawks, 38-17 (Sea)  
 1999—Chargers, 13-10 (SD)  
 Chargers, 19-16 (Sea)  
 2000—Seahawks, 20-12 (SD)  
 Seahawks, 17-15 (Sea)  
 2001—Seahawks, 13-10 (Sea) OT  
 Seahawks, 25-22 (SD)  
 2002—Seahawks, 31-28 (SD) OT  
 2006—Chargers, 20-17 (Sea)  
 2010—Seahawks, 27-20 (SD)  
 2014—Chargers, 30-21 (SD)  
 2018—Chargers, 25-17 (S)  
 2022—Seahawks, 37-23 (LA)  
 (RS Pts.—Seahawks 1,103, Chargers 1,090)  
*\*Franchise in San Diego from 1961-2016*

### **\*L.A. CHARGERS vs. TAMPA BAY**

RS: Chargers lead series, 8-4  
 1976—Chargers, 23-0 (TB)  
 1981—Chargers, 24-23 (TB)  
 1987—Chargers, 17-13 (TB)

1990—Chargers, 41-10 (SD)  
 1992—Chargers, 29-14 (SD)  
 1993—Chargers, 32-17 (TB)  
 1996—Buccaneers, 25-17 (SD)  
 2004—Chargers, 31-24 (SD)  
 2008—Chargers, 41-24 (TB)  
 2012—Buccaneers, 34-24 (TB)  
 2016—Buccaneers, 28-21 (SD)  
 2020—Buccaneers, 38-31 (TB)  
 (RS Pts.—Chargers 331, Buccaneers 250)  
*\*Franchise in San Diego from 1961-2016*

### **\*L.A. CHARGERS vs. TENNESSEE**

RS: Chargers lead series, 28-16-1;  
 PS: Titans lead series, 3-1  
 1960—Oilers, 38-28 (H)  
 Chargers, 24-21 (LA)  
 \*\*\*Oilers, 24-16 (H)  
 1961—Chargers, 34-24 (SD)  
 Oilers, 33-13 (H)  
 \*\*\*Oilers, 10-3 (SD)  
 1962—Oilers, 42-17 (SD)  
 Oilers, 33-27 (H)  
 1963—Chargers, 27-0 (SD)  
 Chargers 20-14 (H)  
 1964—Chargers, 27-21 (SD)  
 Chargers, 20-17 (H)  
 1965—Chargers, 31-14 (SD)  
 Chargers, 37-26 (H)  
 1966—Chargers, 28-22 (H)  
 1967—Chargers, 13-3 (SD)  
 Oilers, 24-17 (H)  
 1968—Chargers, 30-14 (SD)  
 1969—Chargers, 21-17 (H)  
 1970—Tie, 31-31 (SD)  
 1971—Oilers, 49-33 (H)  
 1972—Chargers, 34-20 (SD)  
 1974—Oilers, 21-14 (H)  
 1975—Oilers, 33-17 (H)  
 1976—Chargers, 30-27 (SD)  
 1978—Chargers, 45-24 (H)  
 1979—\*\*\*\*Oilers, 17-14 (SD)  
 1984—Chargers, 31-14 (SD)  
 1985—Oilers, 37-35 (H)  
 1986—Chargers, 27-0 (SD)  
 1987—Oilers, 33-18 (H)  
 1989—Oilers, 34-27 (SD)  
 1990—Oilers, 17-7 (SD)  
 1992—Oilers, 27-0 (H)  
 1993—Chargers, 18-17 (SD)  
 1998—Chargers, 13-7 (T)  
 2004—Chargers, 38-17 (SD)  
 2006—Chargers, 40-7 (SD)  
 2007—Chargers, 23-17 (T) OT  
 \*\*\*\*Chargers, 17-6 (SD)  
 2009—Chargers, 42-17 (T)  
 2010—Chargers, 33-25 (SD)  
 2012—Chargers, 38-10 (SD)  
 2013—Titans, 20-17 (T)  
 2016—Chargers, 43-35 (SD)  
 2018—Chargers, 20-19 (London)  
 2019—Titans, 23-20 (T)  
 2022—Chargers, 17-14 (LA)  
 2023—Titans, 27-24 (T) OT  
 (RS Pts.—Chargers 1,149, Titans 985)  
 (PS Pts.—Titans 57, Chargers 50)  
*\*Franchise in San Diego from 1961-2016*  
*\*\*Franchise in Houston prior to 1997; known as Oilers prior to 1999*  
*\*\*\*AFL Championship*  
*\*\*\*\*AFC Divisional Playoff*  
*\*\*\*\*\*AFC Wild Card Playoff*

### **\*L.A. CHARGERS vs. WASHINGTON**

RS: Commanders lead series, 7-5  
 1973—Redskins, 38-0 (W)  
 1980—Redskins, 40-17 (W)  
 1983—Redskins, 27-24 (SD)  
 1986—Redskins, 30-27 (SD)  
 1989—Redskins, 26-21 (W)

## ALL-TIME TEAM VS. TEAM RESULTS

1998—Redskins, 24-20 (W)  
 2001—Chargers, 30-3 (SD)  
 2005—Chargers, 23-17 (W) OT  
 2009—Chargers, 23-20 (SD)  
 2013—Redskins, 30-24 (W) OT  
 2017—Chargers, 30-13 (LA)  
 2021—Chargers, 20-16 (W)  
 (RS Pts.—Commanders 284, Chargers 259)  
*\*Franchise in San Diego from 1961-2016*  
*\*\*Franchise known as Redskins prior to 2020;*  
*known as Washington Football Team prior to 2022*

### L.A. RAMS vs. ARIZONA

RS: Rams lead series, 48-40-2;  
 PS: Rams lead series, 2-0;  
 See Arizona vs. L.A. Rams

### L.A. RAMS vs. ATLANTA

RS: Rams lead series, 49-28-2;  
 PS: Falcons lead series, 2-0;  
 See Atlanta vs. L.A. Rams

### L.A. RAMS vs. BALTIMORE

RS: Ravens lead series, 6-3;  
 See Baltimore vs. L.A. Rams

### L.A. RAMS vs. BUFFALO

RS: Bills lead series, 9-5;  
 See Buffalo vs. L.A. Rams

### L.A. RAMS vs. CAROLINA

RS: Panthers lead series, 12-10;  
 PS: Panthers lead series, 1-0;  
 See Carolina vs. L.A. Rams

### L.A. RAMS vs. CHICAGO

RS: Bears lead series, 53-38-3;  
 PS: Series tied, 1-1;

### See Chicago vs. L.A. Rams

### L.A. RAMS vs. CINCINNATI

RS: Bengals lead series, 9-6;  
 PS: Rams lead series, 1-0

### See Cincinnati vs. L.A. Rams

### L.A. RAMS vs. CLEVELAND

RS: Rams lead series, 13-9;  
 PS: Browns lead series, 2-1;  
 See Cleveland vs. L.A. Rams

### L.A. RAMS vs. DALLAS

RS: Cowboys lead series, 16-13;  
 PS: Rams lead series, 5-4;  
 See Dallas vs. L.A. Rams

### L.A. RAMS vs. DENVER

RS: Rams lead series, 10-5;  
 See Denver vs. L.A. Rams

### L.A. RAMS vs. DETROIT

RS: Rams lead series, 45-40-1;  
 PS: Lions lead series, 2-0;  
 See Detroit vs. L.A. Rams

### L.A. RAMS vs. GREEN BAY

RS: Packers lead series, 48-46-2;  
 PS: Packers lead series, 2-1;  
 See Green Bay vs. L.A. Rams

### L.A. RAMS vs. HOUSTON

RS: Rams lead series, 4-1;  
 See Houston vs. L.A. Rams

### L.A. RAMS vs. INDIANAPOLIS

RS: Colts lead series, 23-21-2;  
 See Indianapolis vs. L.A. Rams

### L.A. RAMS vs. JACKSONVILLE

RS: Rams lead series, 5-1;  
 See Jacksonville vs. L.A. Rams

### L.A. RAMS vs. KANSAS CITY

RS: Chiefs lead series; 8-5;  
 See Kansas City vs. L.A. Rams

### L.A. RAMS vs. LAS VEGAS

RS: Raiders lead series, 8-7;  
 See Las Vegas vs. L.A. Rams

### L.A. RAMS vs. L.A. CHARGERS

RS: Rams lead series, 7-6;  
 See L.A. Chargers vs. L.A. Rams

### \*L.A. RAMS vs. MIAMI

RS: Dolphins lead series, 12-2  
 1971—Dolphins, 20-14 (LA)  
 1976—Rams, 31-28 (M)

1980—Dolphins, 35-14 (LA)  
 1983—Dolphins, 30-14 (M)

1986—Dolphins, 37-31 (LA) OT

1992—Dolphins, 26-10 (M)

1995—Dolphins, 41-22 (StL)

1998—Dolphins, 14-0 (M)

2001—Rams, 42-10 (StL)

2004—Dolphins, 31-14 (M)

2008—Dolphins, 16-12 (StL)

2012—Dolphins, 17-14 (M)

2016—Dolphins, 14-10 (LA)

2020—Dolphins, 28-17 (M)

(RS Pts.—Dolphins 347, Rams 245)

*\*Franchise in St. Louis from 1995-2015*

### \*L.A. RAMS vs. MINNESOTA

RS: Vikings lead series, 22-16-2;

PS: Vikings lead series, 5-2

1961—Rams, 31-17 (LA)

Vikings, 42-21 (M)

1962—Vikings, 38-14 (LA)

Tie, 24-24 (M)

1963—Rams, 27-24 (LA)

Vikings, 21-13 (M)

1964—Rams, 22-13 (LA)

Vikings, 34-13 (M)

1965—Vikings, 38-35 (LA)

Vikings, 24-13 (M)

1966—Vikings, 35-7 (M)

Rams, 21-6 (LA)

1967—Rams, 39-3 (LA)

1968—Rams, 31-3 (M)

1969—Vikings, 20-13 (LA)

\*\*Vikings, 23-20 (M)

1970—Vikings, 13-3 (M)

1972—Vikings, 45-41 (LA)

1973—Vikings, 10-9 (M)

1974—Rams, 20-17 (LA)

\*\*\*Vikings, 14-10 (M)

1976—Tie, 10-10 (M) OT

\*\*\*Vikings, 24-13 (M)

1977—Rams, 35-3 (LA)

\*\*\*\*Vikings, 14-7 (LA)

1978—Rams, 34-17 (M)

\*\*\*\*Rams, 34-10 (LA)

1979—Rams, 27-21 (LA) OT

1985—Rams, 13-10 (LA)

1987—Vikings, 21-16 (LA)

1988—\*\*\*\*Vikings, 28-17 (M)

1989—Vikings, 23-21 (M) OT

1991—Vikings, 20-14 (M)

1992—Vikings, 31-17 (LA)

1998—Vikings, 38-31 (StL)

1999—\*\*\*\*Rams, 49-37 (StL)

2000—Rams, 40-29 (StL)

2003—Rams, 48-17 (StL)

2005—Vikings, 27-13 (M)

2006—Rams, 41-21 (M)

2009—Vikings, 38-10 (StL)

2012—Vikings, 36-22 (StL)

2014—Vikings, 34-6 (StL)

2015—Vikings, 21-18 (M) OT

2017—Vikings, 24-7 (M)

2018—Rams, 38-31 (LA)

2021—Rams, 30-23 (M)

(RS Pts.—Vikings 922, Rams 888)

(PS Pts.—Rams 150, Vikings 150)

*\*Franchise in St. Louis from 1995-2015*

*\*\*Conference Championship*

*\*\*\*NFC Championship*

*\*\*\*\*NFC Divisional Playoff*

*\*\*\*\*\*NFC Wild Card Playoff*

### \*L.A. RAMS vs. NEW ENGLAND

RS: Patriots lead series, 7-6;

PS: Patriots lead series, 2-0

1974—Patriots, 20-14 (NE)

1980—Rams, 17-14 (NE)

1983—Patriots, 21-7 (LA)1

1986—Patriots, 30-28 (LA)

1989—Rams, 24-20 (NE)

1992—Rams, 14-0 (LA)

1998—Rams, 32-18 (StL)

2001—Rams, 24-17 (NE)

\*\*Patriots, 20-17 (New Orleans)

2004—Patriots, 40-22 (StL)

2008—Patriots, 23-16 (NE)

2012—Patriots, 45-7 (London)

2016—Patriots, 26-10 (NE)

2018—\*\*\*Patriots, 13-3 (Atlanta)

2020—Rams, 24-3 (LA)

(RS Pts.—Patriots 277, Rams 239)

(PS Pts.—Patriots 33, Rams 20)

*\*Franchise in St. Louis from 1995-2015*

*\*\*Super Bowl XXXVI*

*\*\*\*Super Bowl LIII*

### \*\*L.A. RAMS vs. NEW ORLEANS

RS: Rams lead series, 43-34;

PS: Series tied, 1-1

1967—Rams, 27-13 (NO)

1969—Rams, 36-17 (LA)

1970—Rams, 30-17 (NO)

Rams, 34-16 (LA)

1971—Saints, 24-20 (NO)

Rams, 45-28 (LA)

1972—Rams, 34-14 (LA)

Saints, 19-16 (NO)

1973—Rams, 29-7 (LA)

Rams, 24-13 (NO)

1974—Rams, 24-0 (LA)

Saints, 20-7 (NO)

1975—Rams, 38-14 (LA)

Rams, 14-7 (NO)

1976—Rams, 16-10 (NO)

Rams, 33-14 (LA)

1977—Rams, 14-7 (LA)

Saints, 27-26 (NO)

1978—Rams, 26-20 (NO)

Saints, 10-3 (LA)

1979—Rams, 35-17 (NO)

Saints, 29-14 (LA)

1980—Rams, 45-31 (LA)

Rams, 27-7 (NO)

1981—Saints, 23-17 (NO)

Saints, 21-13 (LA)

1983—Rams, 30-27 (LA)

Rams, 26-24 (NO)

1984—Rams, 28-10 (NO)

Rams, 34-21 (LA)

1985—Rams, 28-10 (LA)

Saints, 29-3 (NO)

1986—Saints, 6-0 (NO)

Rams, 26-13 (LA)

1987—Saints, 37-10 (NO)

Saints, 31-14 (LA)

1988—Rams, 12-10 (NO)

Saints, 14-10 (LA)

1989—Saints, 40-21 (LA)

Rams, 20-17 (NO) OT

1990—Saints, 24-20 (LA)

Saints, 20-17 (NO)

1991—Saints, 24-7 (NO)

Saints, 24-17 (LA)

1992—Saints, 13-10 (NO)

Saints, 37-14 (LA)

1993—Saints, 37-6 (LA)

Rams, 23-20 (NO)

1994—Saints, 37-34 (NO)

Saints, 31-15 (LA)

1995—Rams, 17-13 (StL)

Saints, 19-10 (NO)

1996—Rams, 26-10 (NO)

Rams, 14-13 (StL)

1997—Rams, 38-24 (StL)

Rams, 34-27 (NO)

1998—Saints, 24-17 (StL)

Saints, 24-3 (NO)

## ALL-TIME TEAM VS. TEAM RESULTS

1999—Rams, 43-12 (StL)  
 Rams, 30-14 (NO)  
 2000—Saints, 31-24 (StL)  
 Rams, 26-21 (NO)  
 \*\*Saints, 31-28 (NO)  
 2001—Saints, 34-31 (StL)  
 Rams, 34-21 (NO)  
 2004—Saints, 28-25 (StL) OT  
 2005—Rams, 28-17 (StL)  
 2007—Rams, 37-29 (NO)  
 2009—Saints, 28-23 (StL)  
 2010—Saints, 31-13 (NO)  
 2011—Rams, 31-21 (StL)  
 2013—Rams, 27-16 (StL)  
 2016—Saints, 49-21 (NO)  
 2017—Rams, 26-20 (LA)  
 2018—Saints, 45-35 (NO)  
 \*\*\*Rams, 26-23 (NO) OT  
 2019—Rams, 27-9 (LA)  
 2022—Saints, 27-20 (NO)  
 2023—Rams, 30-22 (LA)  
 (RS Pts.—Rams 1,762, Saints 1,610)  
 (PS Pts.—Rams 54, Saints 54)  
 \*Franchise in St. Louis from 1995-2015  
 \*\*NFC Wild Card Playoff  
 \*\*\*NFC Championship  
**\*L.A. RAMS vs. N.Y. GIANTS**  
 RS: Rams lead series, 29-16;  
 PS: Series tied, 1-1  
 1938—Giants, 28-0 (NY)  
 1940—Rams, 13-0 (NY)  
 1941—Giants, 49-14 (NY)  
 1945—Rams, 21-17 (NY)  
 1946—Rams, 31-21 (NY)  
 1947—Rams, 34-10 (LA)  
 1948—Rams, 52-37 (NY)  
 1953—Rams, 21-7 (LA)  
 1954—Rams, 17-16 (NY)  
 1959—Giants, 23-21 (LA)  
 1961—Giants, 24-14 (NY)  
 1966—Rams, 55-14 (LA)  
 1968—Rams, 24-21 (LA)  
 1970—Rams, 31-3 (NY)  
 1973—Rams, 40-6 (LA)  
 1976—Rams, 24-10 (LA)  
 1978—Rams, 20-17 (NY)  
 1979—Giants, 20-14 (LA)  
 1980—Rams, 28-7 (NY)  
 1981—Giants, 10-7 (NY)  
 1983—Rams, 16-6 (NY)  
 1984—Rams, 33-12 (LA)  
 \*\*Giants, 16-13 (LA)  
 1985—Giants, 24-19 (NY)  
 1988—Rams, 45-31 (NY)  
 1989—Rams, 31-10 (LA)  
 \*\*\*Rams, 19-13 (NY) OT  
 1990—Giants, 31-7 (LA)  
 1991—Rams, 19-13 (NY)  
 1992—Rams, 38-17 (LA)  
 1993—Giants, 20-10 (NY)  
 1994—Rams, 17-10 (LA)  
 1997—Rams, 13-3 (StL)  
 1999—Rams, 31-10 (StL)  
 2000—Rams, 38-24 (NY)  
 2001—Rams, 15-14 (StL)  
 2002—Giants, 26-21 (StL)  
 2003—Giants, 23-13 (NY)  
 2005—Giants, 44-24 (NY)  
 2008—Giants, 41-13 (StL)  
 2011—Giants, 28-16 (NY)  
 2014—Giants, 37-27 (StL)  
 2016—Giants, 17-10 (London)  
 2017—Rams, 51-17 (NY)  
 2020—Rams, 17-9 (LA)  
 2021—Rams, 38-11 (NY)  
 2023—Rams, 26-25 (NY)  
 (RS Pts.—Rams 1,069, Giants 843)  
 (PS Pts.—Rams 32, Giants 29)  
 \*Franchise in St. Louis from 1995-2015 and

in Cleveland prior to 1946  
 \*\*NFC Wild Card Playoff  
 \*\*\*NFC Divisional Playoff  
**\*L.A. RAMS vs. N.Y. JETS**  
 RS: Rams lead series, 10-5  
 1970—Jets, 31-20 (LA)  
 1974—Rams, 20-13 (NY)  
 1980—Rams, 38-13 (LA)  
 1983—Jets, 27-24 (NY) OT  
 1986—Rams, 17-3 (NY)  
 1989—Rams, 38-14 (LA)  
 1992—Rams, 18-10 (LA)  
 1995—Rams, 23-20 (NY)  
 1998—Rams, 30-10 (StL)  
 2001—Rams, 34-14 (NY)  
 2004—Rams, 32-29 (StL) OT  
 2008—Jets, 47-3 (NY)  
 2012—Jets, 27-13 (StL)  
 2016—Rams, 9-6 (NY)  
 2020—Jets, 23-20 (LA)  
 (RS Pts.—Rams 339, Jets 287)  
 \*Franchise in St. Louis from 1995-2015  
**\*L.A. RAMS vs. PHILADELPHIA**  
 RS: Eagles lead series, 22-18-1;  
 PS: Rams lead series, 2-1  
 1937—Rams, 21-3 (P)  
 1939—Rams, 35-13 (Colorado Springs)  
 1940—Rams, 21-13 (C)  
 1942—Rams, 24-14 (Akron)  
 1944—Eagles, 26-13 (P)  
 1945—Eagles, 28-14 (P)  
 1946—Eagles, 25-14 (LA)  
 1947—Eagles, 14-7 (P)  
 1948—Tie, 28-28 (LA)  
 1949—Eagles, 38-14 (P)  
 \*\*Eagles, 14-0 (LA)  
 1950—Eagles, 56-20 (P)  
 1955—Rams, 23-21 (P)  
 1956—Rams, 27-7 (LA)  
 1957—Rams, 17-13 (LA)  
 1959—Eagles, 23-20 (P)  
 1964—Rams, 20-10 (LA)  
 1967—Rams, 33-17 (LA)  
 1969—Rams, 23-17 (P)  
 1972—Rams, 34-3 (P)  
 1975—Rams, 42-3 (P)  
 1977—Rams, 20-0 (LA)  
 1978—Rams, 16-14 (P)  
 1983—Eagles, 13-9 (P)  
 1985—Rams, 17-6 (P)  
 1986—Eagles, 34-20 (P)  
 1988—Eagles, 30-24 (P)  
 1989—\*\*\*Rams, 21-7 (P)  
 1990—Eagles, 27-21 (LA)  
 1995—Eagles, 20-9 (P)  
 1998—Eagles, 17-14 (P)  
 1999—Eagles, 38-31 (P)  
 2001—Rams, 20-17 (P) OT  
 \*\*\*\*Rams, 29-24 (StL)  
 2002—Eagles, 10-3 (P)  
 2004—Rams, 20-7 (StL)  
 2005—Eagles, 17-16 (StL)  
 2008—Eagles, 38-3 (P)  
 2011—Eagles, 31-13 (StL)  
 2014—Eagles, 34-28 (P)  
 2017—Eagles, 43-35 (LA)  
 2018—Eagles, 30-23 (LA)  
 2020—Rams, 37-19 (P)  
 2023—Eagles, 23-14 (LA)  
 (RS Pts.—Rams 843, Eagles 840)  
 (PS Pts.—Rams 50, Eagles 45)  
 \*Franchise in St. Louis from 1995-2015 and  
 in Cleveland prior to 1946  
 \*\*NFL Championship  
 \*\*\*NFC Wild Card Playoff  
 \*\*\*\*NFC Championship

**\*L.A. RAMS vs. \*\*PITTSBURGH**  
 RS: Rams lead series, 15-10-2;  
 PS: Steelers lead series, 1-0  
 1938—Rams, 13-7 (New Orleans)  
 1939—Tie, 14-14 (C)  
 1941—Rams, 17-14 (Akron)  
 1947—Rams, 48-7 (P)  
 1948—Rams, 31-14 (LA)  
 1949—Tie, 7-7 (P)  
 1952—Rams, 28-14 (LA)  
 1955—Rams, 27-26 (LA)  
 1956—Steelers, 30-13 (P)  
 1961—Rams, 24-14 (LA)  
 1964—Rams, 26-14 (P)  
 1968—Rams, 45-10 (LA)  
 1971—Rams, 23-14 (P)  
 1975—Rams, 10-3 (LA)  
 1978—Rams, 10-7 (LA)  
 1979—\*\*\*Steelers, 31-19 (Pasadena)  
 1981—Steelers, 24-0 (P)  
 1984—Steelers, 24-14 (P)  
 1987—Rams, 31-21 (LA)  
 1990—Steelers, 41-10 (P)  
 1993—Rams, 27-0 (LA)  
 1996—Steelers, 42-6 (P)  
 2003—Rams, 33-21 (P)  
 2007—Steelers, 41-24 (StL)  
 2011—Steelers, 27-0 (P)  
 2015—Steelers, 12-6 (StL)  
 2019—Steelers, 17-12 (P)  
 2023—Steelers, 24-17 (LA)  
 (RS Pts.—Rams 516, Steelers 489)  
 (PS Pts.—Steelers 31, Rams 19)  
 \*Franchise in St. Louis from 1995-2015 and  
 in Cleveland prior to 1946  
 \*\*Steelers known as Pirates prior to 1940  
 \*\*\*Super Bowl XIV  
**\*L.A. RAMS vs. SAN FRANCISCO**  
 RS: 49ers lead series, 77-68-3;  
 PS: Series tied, 1-1  
 1950—Rams, 35-14 (SF)  
 Rams, 28-21 (LA)  
 1951—49ers, 44-17 (SF)  
 Rams, 23-16 (LA)  
 1952—Rams, 35-9 (LA)  
 Rams, 34-21 (SF)  
 1953—49ers, 31-30 (SF)  
 49ers, 31-27 (LA)  
 1954—Tie, 24-24 (LA)  
 Rams, 42-34 (SF)  
 1955—Rams, 23-14 (SF)  
 Rams, 27-14 (LA)  
 1956—49ers, 33-30 (SF)  
 Rams, 30-6 (LA)  
 1957—49ers, 23-20 (SF)  
 Rams, 37-24 (LA)  
 1958—Rams, 33-3 (SF)  
 Rams, 56-7 (LA)  
 1959—49ers, 34-0 (SF)  
 49ers, 24-16 (LA)  
 1960—49ers, 13-9 (SF)  
 49ers, 23-7 (LA)  
 1961—49ers, 35-0 (SF)  
 Rams, 17-7 (LA)  
 1962—Rams, 28-14 (SF)  
 49ers, 24-17 (LA)  
 1963—Rams, 28-21 (LA)  
 Rams, 21-17 (SF)  
 1964—Rams, 42-14 (LA)  
 49ers, 28-7 (SF)  
 1965—49ers, 45-21 (LA)  
 49ers, 30-27 (SF)  
 1966—Rams, 34-3 (LA)  
 49ers, 21-13 (SF)  
 1967—49ers, 27-24 (LA)  
 Rams, 17-7 (SF)  
 1968—Rams, 24-10 (LA)  
 Tie, 20-20 (SF)

## ALL-TIME TEAM VS. TEAM RESULTS

1969—Rams, 27-21 (SF)  
Rams, 41-30 (LA)

1970—49ers, 20-6 (LA)  
Rams, 30-13 (SF)

1971—Rams, 20-13 (SF)  
Rams, 17-6 (LA)

1972—Rams, 31-7 (LA)  
Rams, 26-16 (SF)

1973—Rams, 40-20 (SF)  
Rams, 31-13 (LA)

1974—Rams, 37-14 (LA)  
Rams, 15-13 (SF)

1975—Rams, 23-14 (SF)  
49ers, 24-23 (LA)

1976—49ers, 16-0 (LA)  
Rams, 23-3 (SF)

1977—Rams, 34-14 (LA)  
Rams, 23-10 (SF)

1978—Rams, 27-10 (LA)  
Rams, 31-28 (SF)

1979—Rams, 27-24 (LA)  
Rams, 26-20 (SF)

1980—Rams, 48-26 (LA)  
Rams, 31-17 (SF)

1981—49ers, 20-17 (SF)  
49ers, 33-31 (LA)

1982—49ers, 30-24 (LA)  
Rams, 21-20 (SF)

1983—Rams, 10-7 (SF)  
49ers, 45-35 (LA)

1984—49ers, 33-0 (LA)  
49ers, 19-16 (SF)

1985—49ers, 28-14 (LA)  
Rams, 27-20 (SF)

1986—Rams, 16-13 (LA)  
49ers, 24-14 (SF)

1987—49ers, 31-10 (LA)  
49ers, 48-0 (SF)

1988—49ers, 24-21 (LA)  
Rams, 38-16 (SF)

1989—Rams, 13-12 (SF)  
49ers, 30-27 (LA)  
\*\*49ers, 30-3 (SF)

1990—Rams, 28-17 (SF)  
49ers, 26-10 (LA)

1991—49ers, 27-10 (SF)  
49ers, 33-10 (LA)

1992—49ers, 27-24 (SF)  
49ers, 27-10 (LA)

1993—49ers, 40-17 (SF)  
49ers, 35-10 (LA)

1994—49ers, 34-19 (LA)  
49ers, 31-27 (SF)

1995—49ers, 44-10 (STL)  
49ers, 41-13 (SF)

1996—49ers, 34-0 (SF)  
49ers, 28-11 (STL)

1997—49ers, 15-12 (STL)  
49ers, 30-10 (SF)

1998—49ers, 28-10 (STL)  
49ers, 38-19 (SF)

1999—Rams, 42-20 (STL)  
Rams, 23-7 (SF)

2000—Rams, 41-24 (STL)  
Rams, 34-24 (SF)

2001—Rams, 30-26 (SF)  
Rams, 27-14 (STL)

2002—49ers, 37-13 (SF)  
Rams, 31-20 (STL)

2003—Rams, 27-24 (STL) OT  
49ers, 30-10 (SF)

2004—Rams, 24-14 (SF)  
Rams, 16-6 (STL)

2005—49ers, 28-25 (SF)  
49ers, 24-20 (STL)

2006—49ers, 20-13 (SF)  
Rams, 20-17 (STL)

2007—49ers, 17-16 (STL)  
Rams, 13-9 (SF)

2008—49ers, 35-16 (SF)  
49ers, 17-16 (STL)

2009—49ers, 35-0 (SF)  
49ers, 28-6 (STL)

2010—49ers, 23-20 (SF) OT  
Rams, 25-17 (STL)

2011—49ers, 26-0 (SF)  
49ers, 34-27 (STL)

2012—Tie, 24-24 (SF) OT  
Rams, 16-13 (STL) OT

2013—49ers, 35-11 (STL)  
49ers, 23-13 (SF)

2014—49ers, 31-17 (STL)  
Rams, 13-10 (SF)

2015—Rams, 27-6 (STL)  
49ers, 19-16 (SF) OT

2016—49ers, 28-0 (SF)  
49ers, 22-21 (LA)

2017—Rams, 41-39 (SF)  
49ers, 34-13 (LA)

2018—Rams, 39-10 (SF)  
Rams, 48-32 (LA)

2019—49ers, 20-7 (LA)  
49ers, 34-31 (SF)

2020—49ers, 24-16 (SF)  
49ers, 23-20 (LA)

2021—49ers, 31-10 (SF)  
49ers, 27-24 (LA) OT  
\*\*Rams, 20-17 (LA)

2022—49ers, 24-9 (SF)  
49ers, 31-14 (LA)

2023—49ers, 30-23 (LA)  
Rams, 21-20 (LA)

(RS Pts.—49ers 3,352, Rams 3,153)  
(PS Pts.—49ers 47, Rams 23)  
*\*Franchise in St. Louis from 1995-2015*  
*\*\*NFC Championship*

**\*L.A. RAMS vs. SEATTLE**  
RS: Seahawks lead series, 27-24;  
PS: Rams lead series, 2-0

1976—Rams, 45-6 (LA)

1979—Rams, 24-0 (Sea)

1985—Rams, 35-24 (Sea)

1988—Rams, 31-10 (LA)

1991—Seahawks, 23-9 (Sea)

1997—Seahawks, 17-9 (STL)

2000—Rams, 37-34 (Sea)

2002—Rams, 37-20 (STL)  
Seahawks, 30-10 (Sea)

2003—Seahawks, 24-23 (Sea)  
Rams, 27-22 (STL)

2004—Rams, 33-27 (Sea) OT  
Rams, 23-12 (STL)  
\*\*Rams, 27-20 (Sea)

2005—Seahawks, 37-31 (STL)  
Seahawks, 31-16 (Sea)

2006—Seahawks, 30-28 (STL)  
Seahawks, 24-22 (Sea)

2007—Seahawks, 33-6 (Sea)  
Seahawks, 24-19 (STL)

2008—Seahawks, 37-13 (Sea)  
Seahawks, 23-20 (STL)

2009—Seahawks, 28-0 (Sea)  
Seahawks, 27-17 (STL)

2010—Rams, 20-3 (STL)  
Seahawks, 16-6 (Sea)

2011—Seahawks, 24-7 (STL)  
Seahawks, 30-13 (Sea)

2012—Rams, 19-13 (STL)  
Seahawks, 20-13 (Sea)

2013—Seahawks, 14-9 (STL)  
Seahawks, 27-9 (Sea)

2014—Rams, 28-26 (STL)  
Seahawks, 20-6 (Sea)

2015—Rams, 34-31 (STL) OT  
Rams, 23-17 (Sea)

2016—Rams, 9-3 (LA)  
Seahawks, 24-3 (S)

2017—Seahawks, 16-10 (LA)  
Rams, 42-7 (S)

2018—Rams, 33-31 (S)  
Rams, 36-31 (LA)

2019—Seahawks, 30-29 (S)  
Rams, 28-12 (LA)

2020—Rams, 23-16 (S)  
Seahawks, 20-9 (LA)  
\*\*Rams, 30-20 (S)

2021—Rams, 26-17 (S)  
Rams, 20-10 (LA)

2022—Seahawks, 27-23 (LA)  
Seahawks, 19-16 (S) OT

2023—Rams, 30-13 (S)  
Rams, 17-16 (LA)

(RS Pts.—Seahawks 1,076, Rams 1,056)  
(PS Pts.—Rams 57, Seahawks 40)  
*\*Franchise in St. Louis from 1995-2015*  
*\*\*NFC Wild Card Playoff*

**\*\*L.A. RAMS vs. TAMPA BAY**  
RS: Rams lead series, 16-10;  
PS: Rams lead series, 3-0

1977—Rams, 31-0 (LA)

1978—Rams, 26-23 (LA)

1979—Buccaneers, 21-6 (TB)  
\*\*Rams, 9-0 (TB)

1980—Buccaneers, 10-9 (TB)

1984—Rams, 34-33 (TB)

1985—Rams, 31-27 (TB)

1986—Rams, 26-20 (LA) OT

1987—Rams, 35-3 (LA)

1990—Rams, 35-14 (TB)

1992—Rams, 31-27 (TB)

1994—Buccaneers, 24-14 (TB)

1999—\*\*Rams, 11-6 (STL)

2000—Buccaneers, 38-35 (TB)

2001—Buccaneers, 24-17 (STL)

2002—Buccaneers, 26-14 (TB)

2004—Rams, 28-21 (STL)

2007—Buccaneers, 24-3 (TB)

2010—Buccaneers, 18-17 (TB)

2012—Rams, 28-13 (TB)

2013—Rams, 23-13 (STL)

2014—Rams, 19-17 (TB)

2015—Rams, 31-23 (STL)

2016—Rams, 37-32 (TB)

2019—Buccaneers, 55-40 (LA)

2020—Rams, 27-24 (TB)

2021—Rams, 34-24 (LA)  
\*\*\*Rams, 30-27 (TB)

2022—Buccaneers, 16-13 (TB)  
(RS Pts.—Rams 644, Buccaneers 570)  
(PS Pts.—Rams 50, Buccaneers 33)  
*\*Franchise in St. Louis from 1995-2015*  
*\*\*NFC Championship*  
*\*\*\*NFC Divisional Playoff*

**\*\*L.A. RAMS vs. \*\*TENNESSEE**  
RS: Rams lead series, 7-6;  
PS: Rams lead series, 1-0

1973—Rams, 31-26 (H)

1978—Rams, 10-6 (H)

1981—Oilers, 27-20 (LA)

1984—Rams, 27-16 (LA)

1987—Oilers, 20-16 (H)

1990—Rams, 17-13 (LA)

1993—Rams, 28-13 (H)

1999—Titans, 24-21 (T)  
\*\*\*Rams, 23-16 (Atlanta)

2005—Rams, 31-27 (STL)

2009—Titans, 47-7 (T)

2013—Titans, 28-21 (STL)

2017—Rams, 27-23 (T)

2021—Titans, 28-16 (LA)  
(RS Pts.—Titans 298, Rams 272)  
(PS Pts.—Rams 23, Titans 16)



## ALL-TIME TEAM VS. TEAM RESULTS

*\*Franchise in St. Louis from 1995-2015*

*\*\*Franchise in Houston prior to 1997; known as Oilers prior to 1999*

*\*\*\*Super Bowl XXXIV*

### **\*L.A. RAMS vs. \*\*WASHINGTON**

RS: Commanders lead series, 24-13-1;  
PS: Series tied, 2-2

1937—Redskins, 16-7 (C)

1938—Redskins, 37-13 (W)

1941—Redskins, 17-13 (W)

1942—Redskins, 33-14 (W)

1944—Redskins, 14-10 (W)

1945—\*\*\*Rams, 15-14 (C)

1948—Rams, 41-13 (W)

1949—Rams, 53-27 (LA)

1951—Redskins, 31-21 (W)

1962—Redskins, 20-14 (W)

1963—Redskins, 37-14 (LA)

1967—Tie, 28-28 (LA)

1969—Rams, 24-13 (W)

1971—Redskins, 38-24 (LA)

1974—Redskins, 23-17 (LA)

\*\*\*\*Rams, 19-10 (LA)

1977—Redskins, 17-14 (W)

1981—Redskins, 30-7 (LA)

1983—Redskins, 42-20 (LA)

\*\*\*\*Redskins, 51-7 (W)

1986—\*\*\*\*\*Redskins, 19-7 (W)

1987—Rams, 30-26 (W)

1991—Redskins, 27-6 (LA)

1993—Rams, 10-6 (LA)

1994—Redskins, 24-21 (LA)

1995—Redskins, 35-23 (StL)

1996—Redskins, 17-10 (StL)

1997—Rams, 23-20 (W)

2000—Redskins, 33-20 (StL)

2002—Redskins, 20-17 (W)

2005—Redskins, 24-9 (StL)

2006—Rams, 37-31 (StL) OT

2008—Rams, 19-17 (W)

2009—Redskins, 9-7 (W)

2010—Rams, 30-16 (StL)

2011—Redskins, 17-10 (StL)

2012—Rams, 31-28 (StL)

2014—Rams, 24-0 (W)

2015—Redskins, 24-10 (W)

2017—Redskins, 27-20 (LA)

2020—Rams, 30-10 (W)

2023—Rams, 28-20 (LA)

(RS Pts.—Commanders 867, Rams 749)

(PS Pts.—Commanders 94, Rams 48)

*\*Franchise in St. Louis from 1995-2015 and in Cleveland prior to 1946*

*\*\*Franchise known as Redskins prior to 2020; known as Washington Football Team prior to 2022*

*\*\*\*NFL Championship*

*\*\*\*\*NFC Divisional Playoff*

*\*\*\*\*\*NFC Wild Card Playoff*

### **MIAMI vs. ARIZONA**

RS: Dolphins lead series, 10-3;

See Arizona vs. Miami

### **MIAMI vs. ATLANTA**

RS: Dolphins lead series, 9-5;

See Atlanta vs. Miami

### **MIAMI vs. BALTIMORE**

RS: Ravens lead series, 9-8;

PS: Ravens lead series, 2-0;

See Baltimore vs. Miami

### **MIAMI vs. BUFFALO**

RS: Dolphins lead series, 61-54-1;

PS: Bills lead series, 4-1;

See Buffalo vs. Miami

### **MIAMI vs. CAROLINA**

RS: Dolphins lead series, 6-2;

See Carolina vs. Miami

### **MIAMI vs. CHICAGO**

RS: Dolphins lead series, 10-4;

See Chicago vs. Miami

### **MIAMI vs. CINCINNATI**

RS: Dolphins lead series, 17-8;

PS: Dolphins lead series, 1-0;

See Cincinnati vs. Miami

### **MIAMI vs. CLEVELAND**

RS: Dolphins lead series, 10-9;

PS: Dolphins lead series, 2-0;

See Cleveland vs. Miami

### **MIAMI vs. DALLAS**

RS: Dolphins lead series, 8-7;

PS: Cowboys lead series, 1-0;

See Dallas vs. Miami

### **MIAMI vs. DENVER**

RS: Dolphins lead series, 13-6-1;

PS: Broncos lead series, 1-0;

See Denver vs. Miami

### **MIAMI vs. DETROIT**

RS: Dolphins lead series, 8-5;

See Detroit vs. Miami

### **MIAMI vs. GREEN BAY**

RS: Dolphins lead series, 10-6;

See Green Bay vs. Miami

### **MIAMI vs. HOUSTON**

RS: Texans lead series, 8-3;

See Houston vs. Miami

### **MIAMI vs. INDIANAPOLIS**

RS: Dolphins lead series, 46-28;

PS: Dolphins lead series, 2-0;

See Indianapolis vs. Miami

### **MIAMI vs. JACKSONVILLE**

RS: Series tied, 5-5;

PS: Jaguars lead series, 1-0;

See Jacksonville vs. Miami

### **MIAMI vs. KANSAS CITY**

RS: Chiefs lead series, 16-13;

PS: Dolphins lead series, 3-1;

See Kansas City vs. Miami

### **MIAMI vs. LAS VEGAS**

RS: Dolphins lead series, 19-18-1;

PS: Raiders lead series, 3-1;

See Las Vegas vs. Miami

### **MIAMI vs. L.A. CHARGERS**

RS: Dolphins lead series, 18-15;

PS: Series tied, 2-2;

See L.A. Chargers vs. Miami

### **MIAMI vs. L.A. RAMS**

RS: Dolphins lead series, 12-2;

See L.A. Rams vs. Miami

### **MIAMI vs. MINNESOTA**

RS: Dolphins lead series, 7-6;

PS: Dolphins lead series, 1-0

1972—Dolphins, 16-14 (Minn)

1973—\*Dolphins, 24-7 (Houston)

1976—Vikings, 29-7 (Mia)

1979—Dolphins, 27-12 (Minn)

1982—Dolphins, 22-14 (Mia)

1988—Dolphins, 24-7 (Mia)

1994—Vikings, 38-35 (Minn)

2000—Vikings, 13-7 (Minn)

2002—Vikings, 20-17 (Minn)

2006—Dolphins, 24-20 (Mia)

2010—Dolphins, 14-10 (Minn)

2014—Dolphins, 37-35 (Mia)

2018—Vikings, 41-17 (Minn)

2022—Vikings, 24-16 (Mia)

(RS Pts.—Vikings 277, Dolphins 263)

(PS Pts.—Dolphins 24, Vikings 7)

*\*Super Bowl VIII*

### **MIAMI vs. \*NEW ENGLAND**

RS: Dolphins lead series, 61-53;

PS: Patriots lead series, 2-1

1966—Patriots, 20-14 (M)

1967—Patriots, 41-10 (B)

Dolphins, 41-32 (M)

1968—Dolphins, 34-10 (B)

Dolphins, 38-7 (M)

1969—Dolphins, 17-16 (B)

Patriots, 38-23 (Tampa)

1970—Patriots, 27-14 (B)

Dolphins, 37-20 (M)

1971—Dolphins, 41-3 (M)

Patriots, 34-13 (NE)

1972—Dolphins, 52-0 (M)

Dolphins, 37-21 (NE)

1973—Dolphins, 44-23 (M)

Dolphins, 30-14 (NE)

1974—Patriots, 34-24 (NE)

Dolphins, 34-27 (M)

1975—Dolphins, 22-14 (NE)

Dolphins, 20-7 (M)

1976—Patriots, 30-14 (NE)

Dolphins, 10-3 (M)

1977—Dolphins, 17-5 (M)

Patriots, 14-10 (NE)

1978—Patriots, 33-24 (NE)

Dolphins, 23-3 (M)

1979—Patriots, 28-13 (NE)

Dolphins, 39-24 (M)

1980—Patriots, 34-0 (NE)

Dolphins, 16-13 (M) OT

1981—Dolphins, 30-27 (NE) OT

Dolphins, 24-14 (M)

1982—Patriots, 3-0 (NE)

\*\*Dolphins, 28-13 (M)

1983—Dolphins, 34-24 (M)

Patriots, 17-6 (NE)

1984—Dolphins, 28-7 (M)

Dolphins, 44-24 (NE)

1985—Patriots, 17-13 (NE)

Dolphins, 30-27 (M)

\*\*\*Patriots, 31-14 (M)

1986—Patriots, 34-7 (NE)

Patriots, 34-27 (M)

1987—Patriots, 28-21 (NE)

Patriots, 24-10 (M)

1988—Patriots, 21-10 (NE)

Patriots, 6-3 (M)

1989—Dolphins, 24-10 (NE)

Dolphins, 31-10 (M)

1990—Dolphins, 27-24 (NE)

Dolphins, 17-10 (M)

1991—Dolphins, 20-10 (NE)

Dolphins, 30-20 (M)

1992—Dolphins, 38-17 (M)

Dolphins, 16-13 (NE) OT

1993—Dolphins, 17-13 (M)

Patriots, 33-27 (NE) OT

1994—Dolphins, 39-35 (M)

Dolphins, 23-3 (NE)

1995—Dolphins, 20-3 (NE)

Patriots, 34-17 (M)

1996—Dolphins, 24-10 (M)

Patriots, 42-23 (NE)

1997—Patriots, 27-24 (NE)

Patriots, 14-12 (M)

\*\*Patriots, 17-3 (NE)

1998—Dolphins, 12-9 (M) OT

Patriots, 26-23 (NE)

1999—Dolphins, 31-30 (NE)

Dolphins, 27-17 (M)

2000—Dolphins, 10-3 (M)

Dolphins, 27-24 (NE)

2001—Dolphins, 30-10 (M)

Patriots, 20-13 (NE)

2002—Dolphins, 26-13 (M)

Patriots, 27-24 (NE) OT

2003—Patriots, 19-13 (M) OT

Patriots, 12-0 (NE)

2004—Patriots, 24-10 (NE)

Dolphins, 29-28 (M)

2005—Patriots, 23-16 (B)

Dolphins, 28-26 (NE)

2006—Patriots, 20-10 (NE)

Dolphins, 21-0 (M)

2007—Patriots, 49-28 (M)

Patriots, 28-7 (NE)

## ALL-TIME TEAM VS. TEAM RESULTS

2008—Dolphins, 38-13 (NE)  
Patriots, 48-28 (M)  
2009—Patriots, 27-17 (NE)  
Dolphins, 22-21 (M)  
2010—Patriots, 41-14 (M)  
Patriots, 38-7 (NE)  
2011—Patriots, 38-24 (M)  
Patriots, 27-24 (NE)  
2012—Patriots, 23-16 (M)  
Patriots, 28-0 (NE)  
2013—Patriots, 27-17 (NE)  
Dolphins, 24-20 (M)  
2014—Dolphins, 33-20 (M)  
Patriots, 41-13 (NE)  
2015—Patriots, 36-7 (NE)  
Dolphins, 20-10 (M)  
2016—Patriots, 31-24 (NE)  
Patriots, 35-14 (M)  
2017—Patriots, 35-17 (NE)  
Dolphins, 27-20 (M)  
2018—Patriots, 38-7 (NE)  
Dolphins, 34-33 (M)  
2019—Patriots, 43-0 (M)  
Dolphins, 27-24 (NE)  
2020—Patriots, 21-11 (NE)  
Dolphins, 22-12 (M)  
2021—Dolphins, 17-16 (NE)  
Dolphins, 33-24 (M)  
2022—Dolphins, 20-7 (M)  
Patriots, 23-21 (NE)  
2023—Dolphins, 24-17 (NE)  
Dolphins, 31-17 (M)

(RS Pts.—Patriots 2,472, Dolphins 2,445)

(PS Pts.—Patriots 61, Dolphins 45)

\*Franchise in Boston prior to 1971

\*\*AFC First-Round Wild Card Playoff

\*\*\*AFC Championship

### MIAMI vs. NEW ORLEANS

RS: Dolphins lead series, 7-6

1970—Dolphins, 21-10 (M)  
1974—Dolphins, 21-0 (NO)  
1980—Dolphins, 21-16 (M)  
1983—Saints, 17-7 (NO)  
1986—Dolphins, 31-27 (NO)  
1992—Saints, 24-13 (NO)  
1995—Saints, 33-30 (NO)  
1998—Dolphins, 30-10 (M)  
2005—Dolphins, 21-6 (Baton Rouge)  
2009—Saints, 46-34 (M)  
2013—Saints, 38-17 (NO)  
2017—Saints, 20-0 (London)  
2021—Dolphins, 20-3 (NO)  
(RS Pts.—Dolphins 266, Saints 250)

### MIAMI vs. N.Y. GIANTS

RS: Giants lead series, 7-4

1972—Dolphins, 23-13 (NY)  
1990—Giants, 20-3 (NY)  
1993—Giants, 19-14 (M)  
1996—Giants, 17-7 (M)  
2003—Dolphins, 23-10 (NY)  
2007—Giants, 13-10 (London)  
2011—Giants, 20-17 (NY)  
2015—Giants, 31-24 (M)  
2019—Giants, 36-20 (NY)  
2021—Dolphins, 20-9 (M)  
2023—Dolphins, 31-16 (M)  
(RS Pts.—Giants 204, Dolphins 192)

### MIAMI vs. N.Y. JETS

RS: Dolphins lead series, 59-56-1;

PS: Dolphins lead series, 1-0

1966—Jets, 19-14 (M)  
Jets, 30-13 (NY)  
1967—Jets, 29-7 (NY)  
Jets, 33-14 (M)  
1968—Jets, 35-17 (NY)  
Jets, 31-7 (M)  
1969—Jets, 34-31 (NY)  
Jets, 27-9 (M)  
1970—Dolphins, 20-6 (NY)  
Dolphins, 16-10 (M)  
1971—Jets, 14-10 (M)  
Dolphins, 30-14 (NY)  
1972—Dolphins, 27-17 (NY)  
Dolphins, 28-24 (M)  
1973—Dolphins, 31-3 (M)  
Dolphins, 24-14 (NY)  
1974—Dolphins, 21-17 (M)  
Jets, 17-14 (NY)  
1975—Dolphins, 43-0 (NY)  
Dolphins, 27-7 (M)  
1976—Dolphins, 16-0 (M)  
Dolphins, 27-7 (NY)  
1977—Dolphins, 21-17 (M)  
Dolphins, 14-10 (NY)  
1978—Jets, 33-20 (NY)  
Jets, 24-13 (M)  
1979—Jets, 33-27 (NY)  
Jets, 27-24 (M)  
1980—Jets, 17-14 (NY)  
Jets, 24-17 (M)  
1981—Tie, 28-28 (M) OT  
Jets, 16-15 (NY)  
1982—Dolphins, 45-28 (NY)  
Dolphins, 20-19 (M)  
\*Dolphins, 14-0 (M)  
1983—Dolphins, 32-14 (NY)  
Dolphins, 34-14 (M)  
1984—Dolphins, 31-17 (NY)  
Dolphins, 28-17 (M)  
1985—Jets, 23-7 (NY)  
Dolphins, 21-17 (M)  
1986—Jets, 51-45 (NY) OT  
Dolphins, 45-3 (M)  
1987—Jets, 37-31 (NY) OT  
Dolphins, 37-28 (M)  
1988—Jets, 44-30 (M)  
Jets, 38-34 (NY)  
1989—Jets, 40-33 (M)  
Dolphins, 31-23 (NY)  
1990—Dolphins, 20-16 (M)  
Dolphins, 17-3 (NY)  
1991—Jets, 41-23 (NY)  
Jets, 23-20 (M) OT  
1992—Jets, 26-14 (NY)  
Dolphins, 19-17 (M)  
1993—Jets, 24-14 (M)  
Jets, 27-10 (NY)  
1994—Dolphins, 28-14 (M)  
Dolphins, 28-24 (NY)  
1995—Dolphins, 52-14 (M)  
Jets, 17-16 (NY)  
1996—Dolphins, 36-27 (M)  
Dolphins, 31-28 (NY)  
1997—Dolphins, 31-20 (NY)  
Dolphins, 24-17 (M)  
1998—Jets, 20-9 (NY)  
Jets, 21-16 (M)  
1999—Jets, 28-20 (NY)  
Jets, 38-31 (M)  
2000—Jets, 40-37 (NY) OT  
Jets, 20-3 (M)  
2001—Jets, 21-17 (NY)  
Jets, 24-0 (M)  
2002—Dolphins, 30-3 (M)  
Jets, 13-10 (NY)  
2003—Dolphins, 21-10 (NY)  
Dolphins, 23-21 (M)  
2004—Jets, 17-9 (M)  
Jets, 41-14 (NY)  
2005—Jets, 17-7 (NY)  
Dolphins, 24-20 (M)  
2006—Jets, 20-17 (NY)  
Jets, 13-10 (M)  
2007—Jets, 31-28 (NY)  
Jets, 40-13 (M)  
2008—Jets, 20-14 (M)  
Dolphins, 24-17 (NY)

2009—Dolphins, 31-27 (M)  
Dolphins, 30-25 (NY)  
2010—Jets, 31-23 (M)  
Dolphins, 10-6 (NY)  
2011—Jets, 24-6 (NY)  
Dolphins, 19-17 (M)  
2012—Jets, 23-20 (M) OT  
Dolphins, 30-9 (NY)  
2013—Dolphins, 23-3 (NY)  
Jets, 20-7 (M)  
2014—Dolphins, 16-13 (NY)  
Jets, 37-24 (M)  
2015—Jets, 27-14 (London)  
Jets, 38-20 (NY)  
2016—Dolphins, 27-23 (M)  
Dolphins, 34-13 (NY)  
2017—Jets, 20-6 (NY)  
Dolphins, 31-28 (M)  
2018—Dolphins, 20-12 (NY)  
Dolphins, 13-6 (M)  
2019—Dolphins, 26-18 (M)  
Jets, 22-21 (NY)  
2020—Dolphins, 24-0 (M)  
Dolphins, 20-3 (NY)  
2021—Dolphins, 24-17 (NY)  
Dolphins, 31-24 (M)  
2022—Jets, 40-17 (NY)  
Dolphins, 11-6 (M)  
2023—Dolphins, 34-13 (NY)  
Dolphins, 30-0 (M)  
(RS Pts.—Dolphins 2,545, Jets 2,408)  
(PS Pts.—Dolphins 14, Jets 0)

\*\*AFC Championship

### MIAMI vs. PHILADELPHIA

RS: Dolphins lead series, 9-7

1970—Eagles, 24-17 (P)  
1975—Dolphins, 24-16 (M)  
1978—Eagles, 17-3 (P)  
1981—Dolphins, 13-10 (M)  
1984—Dolphins, 24-23 (M)  
1987—Dolphins, 28-10 (P)  
1990—Dolphins, 23-20 (M) OT  
1993—Dolphins, 19-14 (P)  
1996—Eagles, 35-28 (P)  
1999—Dolphins, 16-13 (M)  
2003—Eagles, 34-27 (M)  
2007—Eagles, 17-7 (P)  
2011—Eagles, 26-10 (M)  
2015—Dolphins, 20-19 (P)  
2019—Dolphins, 37-31 (M)  
2023—Eagles, 31-17 (P)  
(RS Pts.—Eagles 340, Dolphins 313)

### MIAMI vs. PITTSBURGH

RS: Steelers lead series, 13-12;

PS: Series tied, 2-2

1971—Dolphins, 24-21 (M)  
1972—\*Dolphins, 21-17 (P)  
1973—Dolphins, 30-26 (M)  
1976—Steelers, 14-3 (P)  
1979—\*\*Steelers, 34-14 (P)  
1980—Steelers, 23-10 (P)  
1981—Dolphins, 30-10 (M)  
1984—Dolphins, 31-7 (P)  
\*Dolphins, 45-28 (M)  
1985—Dolphins, 24-20 (M)  
1987—Dolphins, 35-24 (M)  
1988—Steelers, 40-24 (P)  
1989—Steelers, 34-14 (M)  
1990—Dolphins, 28-6 (P)  
1993—Steelers, 21-20 (M)  
1994—Steelers, 16-13 (P) OT  
1995—Dolphins, 23-10 (M)  
1996—Steelers, 24-17 (M)  
1998—Dolphins, 21-0 (M)  
2004—Steelers, 13-3 (M)  
2006—Steelers, 28-17 (P)  
2007—Steelers, 3-0 (P)  
2009—Steelers, 30-24 (M)  
2010—Steelers, 23-22 (M)

## ALL-TIME TEAM VS. TEAM RESULTS

2013—Dolphins, 34-28 (P)  
 2016—Dolphins, 30-15 (M)  
 \*\*\*Steelers, 30-12 (P)  
 2019—Steelers, 27-14 (P)  
 2022—Dolphins, 16-10 (M)  
 (RS Pts.—Dolphins 507, Steelers 473)  
 (PS Pts.—Steelers 109, Dolphins 92)  
**\*AFC Championship**  
**\*\*AFC Divisional Playoff**  
**\*\*\*AFC Wild Card Playoff**  
**MIAMI vs. SAN FRANCISCO**  
 RS: Dolphins lead series, 8-6;  
 PS: 49ers lead series, 1-0  
 1973—Dolphins, 21-13 (M)  
 1977—Dolphins, 19-15 (SF)  
 1980—Dolphins, 17-13 (M)  
 1983—Dolphins, 20-17 (SF)  
 1984—49ers, 38-16 (Stanford)  
 1986—49ers, 31-16 (M)  
 1992—49ers, 27-3 (SF)  
 1995—49ers, 44-20 (M)  
 2001—49ers, 21-0 (SF)  
 2004—Dolphins, 24-17 (SF)  
 2008—Dolphins, 14-9 (M)  
 2012—49ers, 27-13 (SF)  
 2016—Dolphins, 31-24 (M)  
 2020—Dolphins, 43-17 (SF)  
 2022—49ers, 33-17 (SF)  
 (RS Pts.—49ers 308, Dolphins 258)  
 (PS Pts.—49ers 38, Dolphins 16)  
**\*Super Bowl XIX**  
**MIAMI vs. SEATTLE**  
 RS: Dolphins lead series, 8-5;  
 PS: Dolphins lead series, 2-1  
 1977—Dolphins, 31-13 (M)  
 1979—Dolphins, 19-10 (M)  
 1983—Seahawks, 27-20 (M)  
 1984—Dolphins, 31-10 (M)  
 1987—Seahawks, 24-20 (S)  
 1990—Dolphins, 24-17 (M)  
 1992—Dolphins, 19-17 (S)  
 1996—Seahawks, 22-15 (M)  
 1999—Dolphins, 20-17 (S)  
 2000—Dolphins, 23-0 (M)  
 2001—Dolphins, 24-20 (S)  
 2004—Seahawks, 24-17 (S)  
 2008—Dolphins, 21-19 (M)  
 2012—Dolphins, 24-21 (M)  
 2016—Seahawks, 12-10 (S)  
 2020—Seahawks, 31-23 (M)  
 (RS Pts.—Dolphins 270, Seahawks 230)  
 (PS Pts.—Dolphins 71, Seahawks 54)  
**\*AFC Divisional Playoff**  
**\*\*AFC Wild Card Playoff**  
**MIAMI vs. TAMPA BAY**  
 RS: Buccaneers lead series, 7-5  
 1976—Dolphins, 23-20 (TB)  
 1982—Buccaneers, 23-17 (TB)  
 1985—Dolphins, 41-38 (M)  
 1988—Dolphins, 17-14 (TB)  
 1991—Dolphins, 33-14 (M)  
 1997—Buccaneers, 31-21 (TB)  
 2000—Buccaneers, 16-13 (M)  
 2005—Buccaneers, 27-13 (TB)  
 2009—Dolphins, 25-23 (M)  
 2013—Buccaneers, 22-19 (TB)  
 2017—Buccaneers, 30-20 (M)  
 2021—Buccaneers, 45-17 (TB)  
 (RS Pts.—Buccaneers 303, Dolphins 259)  
**MIAMI vs. TENNESSEE**  
 RS: Dolphins lead series, 21-18;  
 PS: Titans lead series, 1-0  
 1966—Dolphins, 20-13 (H)  
     Dolphins, 29-28 (M)  
 1967—Oilers, 17-14 (H)  
     Oilers, 41-10 (M)  
 1968—Oilers, 24-10 (M)  
     Dolphins, 24-7 (H)

1969—Oilers, 22-10 (H)  
     Oilers, 32-7 (M)  
 1970—Dolphins, 20-10 (H)  
 1972—Dolphins, 34-13 (M)  
 1975—Oilers, 20-19 (H)  
 1977—Dolphins, 27-7 (M)  
 1978—Oilers, 35-30 (H)  
     Oilers, 17-9 (M)  
 1979—Oilers, 9-6 (M)  
 1981—Dolphins, 16-10 (H)  
 1983—Dolphins, 24-17 (H)  
 1984—Dolphins, 28-10 (M)  
 1985—Oilers, 26-23 (H)  
 1986—Dolphins, 28-7 (M)  
 1989—Oilers, 39-7 (H)  
 1991—Oilers, 17-13 (M)  
 1992—Dolphins, 19-16 (M)  
 1996—Dolphins, 23-20 (H)  
 1997—Dolphins, 16-13 (M) OT  
 1999—Dolphins, 17-0 (M)  
 2001—Dolphins, 31-23 (T)  
 2003—Titans, 31-7 (T)  
 2004—Titans, 17-7 (M)  
 2005—Dolphins, 24-10 (M)  
 2006—Dolphins, 13-10 (M)  
 2009—Titans, 27-24 (T) OT  
 2010—Dolphins, 29-17 (M)  
 2012—Titans, 37-3 (M)  
 2015—Dolphins, 38-10 (T)  
 2016—Titans, 30-17 (M)  
 2017—Dolphins, 16-10 (M)  
 2018—Dolphins, 27-20 (M)  
 2021—Titans, 34-3 (T)  
 2023—Titans, 28-27 (M)  
 (RS Pts.—Titans 757, Dolphins 740)  
 (PS Pts.—Titans 17, Dolphins 9)  
**\*Franchise in Houston prior to 1997; known as Oilers prior to 1999**  
**\*\*AFC Wild Card Playoff**  
**MIAMI vs. WASHINGTON**  
 RS: Dolphins lead series, 9-5;  
 PS: Series tied, 1-1  
 1972—Dolphins, 14-7 (Los Angeles)  
 1974—Redskins, 20-17 (W)  
 1978—Dolphins, 16-0 (W)  
 1981—Dolphins, 13-10 (M)  
 1982—Redskins, 27-17 (Pasadena)  
 1984—Dolphins, 35-17 (W)  
 1987—Dolphins, 23-21 (M)  
 1990—Redskins, 42-20 (W)  
 1993—Dolphins, 17-10 (M)  
 1999—Redskins, 21-10 (W)  
 2003—Dolphins, 24-23 (M)  
 2007—Redskins, 16-13 (W) OT  
 2011—Dolphins, 20-9 (M)  
 2015—Dolphins, 17-10 (W)  
 2019—Redskins, 17-16 (M)  
 2023—Dolphins, 45-14 (W)  
 (RS Pts.—Dolphins 286, Commanders 231)  
 (PS Pts.—Commanders 34, Dolphins 31)  
**\*Franchise known as Redskins prior to 2020; Washington Football Team prior to 2022**  
**\*\*Super Bowl VII**  
**\*\*\*Super Bowl XVII**  
**MINNESOTA vs. ARIZONA**  
 RS: Vikings lead series, 16-12;  
 PS: Vikings lead series, 2-0;  
 See Arizona vs. Minnesota  
**MINNESOTA vs. ATLANTA**  
 RS: Vikings lead series, 20-11;  
 PS: Series tied, 1-1;  
 See Atlanta vs. Minnesota  
**MINNESOTA vs. BALTIMORE**  
 RS: Ravens lead series, 4-3;  
 See Baltimore vs. Minnesota  
**MINNESOTA vs. BUFFALO**  
 RS: Vikings lead series, 9-6;  
 See Buffalo vs. Minnesota

**MINNESOTA vs. CAROLINA**  
 RS: Vikings lead series, 11-6;  
 See Carolina vs. Minnesota  
**MINNESOTA vs. CHICAGO**  
 RS: Vikings lead series, 66-57-2;  
 PS: Bears lead series, 1-0;  
 See Chicago vs. Minnesota  
**MINNESOTA vs. CINCINNATI**  
 RS: Bengals lead series, 8-7;  
 See Cincinnati vs. Minnesota  
**MINNESOTA vs. CLEVELAND**  
 RS: Vikings lead series, 11-5;  
 PS: Vikings lead series, 1-0;  
 See Cleveland vs. Minnesota  
**MINNESOTA vs. DALLAS**  
 RS: Cowboys lead series, 15-12;  
 PS: Cowboys lead series, 4-3;  
 See Dallas vs. Minnesota  
**MINNESOTA vs. DENVER**  
 RS: Series tied, 8-8;  
 See Denver vs. Minnesota  
**MINNESOTA vs. DETROIT**  
 RS: Vikings lead series, 80-43-2;  
 See Detroit vs. Minnesota  
**MINNESOTA vs. GREEN BAY**  
 RS: Packers lead series, 65-57-3;  
 PS: Series tied, 1-1;  
 See Green Bay vs. Minnesota  
**MINNESOTA vs. HOUSTON**  
 RS: Vikings lead series, 5-0;  
 See Houston vs. Minnesota  
**MINNESOTA vs. INDIANAPOLIS**  
 RS: Colts lead series, 17-8-1;  
 PS: Colts lead series, 1-0;  
 See Indianapolis vs. Minnesota  
**MINNESOTA vs. JACKSONVILLE**  
 RS: Vikings lead series, 6-1;  
 See Jacksonville vs. Minnesota  
**MINNESOTA vs. KANSAS CITY**  
 RS: Chiefs lead series, 8-5;  
 PS: Chiefs lead series, 1-0;  
 See Kansas City vs. Minnesota  
**MINNESOTA vs. LAS VEGAS**  
 RS: Raiders lead series, 9-7;  
 PS: Raiders lead series, 1-0;  
 See Las Vegas vs. Minnesota  
**MINNESOTA vs. L.A. CHARGERS**  
 RS: Vikings lead series, 8-7;  
 See L.A. Chargers vs. Minnesota  
**MINNESOTA vs. L.A. RAMS**  
 RS: Vikings lead series, 22-16-2;  
 PS: Vikings lead series, 5-2;  
 See L.A. Rams vs. Minnesota  
**MINNESOTA vs. MIAMI**  
 RS: Dolphins lead series, 7-6;  
 PS: Dolphins lead series, 1-0;  
 See Miami vs. Minnesota  
**MINNESOTA vs. NEW ENGLAND**  
 RS: Patriots lead series, 9-5  
 1970—Vikings, 35-14 (B)  
 1974—Patriots, 17-14 (M)  
 1979—Patriots, 27-23 (NE)  
 1988—Vikings, 36-6 (M)  
 1991—Patriots, 26-23 (NE) OT  
 1994—Patriots, 26-20 (NE) OT  
 1997—Vikings, 23-18 (M)  
 2000—Vikings, 21-13 (NE)  
 2002—Patriots, 24-17 (NE)  
 2006—Patriots, 31-7 (M)  
 2010—Patriots, 28-18 (NE)  
 2014—Patriots, 30-7 (M)  
 2018—Patriots, 24-10 (NE)  
 2022—Vikings, 33-26 (M)  
 (RS Pts.—Patriots 310, Vikings 287)  
**\*Franchise in Boston prior to 1971**

## ALL-TIME TEAM VS. TEAM RESULTS

### MINNESOTA vs. NEW ORLEANS

RS: Vikings lead series, 21-12;  
 PS: Vikings lead series, 4-1  
 1968—Saints, 20-17 (NO)  
 1970—Vikings, 26-0 (M)  
 1971—Vikings, 23-10 (NO)  
 1972—Vikings, 37-6 (M)  
 1974—Vikings, 29-9 (M)  
 1975—Vikings, 20-7 (NO)  
 1976—Vikings, 40-9 (NO)  
 1978—Saints, 31-24 (NO)  
 1980—Vikings, 23-20 (NO)  
 1981—Vikings, 20-10 (M)  
 1983—Saints, 17-16 (NO)  
 1985—Saints, 30-23 (M)  
 1986—Vikings, 33-17 (M)  
 1987—\*Vikings, 44-10 (NO)  
 1988—Vikings, 45-3 (M)  
 1990—Vikings, 32-3 (M)  
 1991—Saints, 26-0 (NO)  
 1993—Saints, 17-14 (M)  
 1994—Vikings, 21-20 (M)  
 1995—Vikings, 43-24 (M)  
 1998—Vikings, 31-24 (M)  
 2000—\*\*Vikings, 34-16 (M)  
 2001—Saints, 28-15 (NO)  
 2002—Vikings, 32-31 (NO)  
 2004—Vikings, 38-31 (NO)  
 2005—Vikings, 33-16 (M)  
 2008—Vikings, 30-27 (NO)  
 2009—\*\*\*Saints, 31-28 (NO) OT  
 2010—Saints, 14-9 (NO)  
 2011—Saints, 42-20 (M)  
 2014—Saints, 20-9 (NO)  
 2017—Vikings, 29-19 (M)  
     \*\*Vikings, 29-24 (M)  
 2018—Saints, 30-20 (M)  
 2019—\*Vikings, 26-20 (NO) OT  
 2020—Saints, 52-33 (NO)  
 2022—Vikings, 28-25 (London)  
 2023—Vikings, 27-19 (M)  
 (RS Pts.—Vikings 840, Saints 657)  
 (PS Pts.—Vikings 161, Saints 101)  
 \*NFC Wild Card Playoff  
 \*\*NFC Divisional Playoff  
 \*\*\*NFC Championship

### MINNESOTA vs. N.Y. GIANTS

RS: Vikings lead series, 17-10;  
 PS: Giants lead series, 3-1  
 1964—Vikings, 30-21 (NY)  
 1965—Vikings, 40-14 (M)  
 1967—Vikings, 27-24 (M)  
 1969—Giants, 24-23 (NY)  
 1971—Vikings, 17-10 (NY)  
 1973—Vikings, 31-7 (New Haven)  
 1976—Vikings, 24-7 (M)  
 1986—Giants, 22-20 (M)  
 1989—Giants, 24-14 (NY)  
 1990—Giants, 23-15 (NY)  
 1993—\*Giants, 17-10 (NY)  
 1994—Vikings, 27-10 (NY)  
 1996—Giants, 15-10 (NY)  
 1997—\*Vikings, 23-22 (NY)  
 1999—Vikings, 34-17 (NY)  
 2000—\*\*Giants, 41-0 (NY)  
 2001—Vikings, 28-16 (M)  
 2002—Giants, 27-20 (M)  
 2003—Giants, 29-17 (M)  
 2004—Giants, 34-13 (M)  
 2005—Vikings, 24-21 (NY)  
 2007—Vikings, 41-17 (NY)  
 2008—Vikings, 20-19 (M)  
 2009—Vikings, 44-7 (M)  
 2010—Giants, 21-3 (Detroit)  
 2013—Giants, 23-7 (NY)  
 2015—Vikings, 49-17 (M)  
 2016—Vikings, 24-10 (M)  
 2019—Vikings, 28-10 (NY)

2022—Vikings, 27-24 (M)  
     \*Giants, 31-24 (M)  
 (RS Pts.—Vikings 657, Giants 493)  
 (PS Pts.—Giants 111, Vikings 57)  
 \*NFC Wild Card Playoff  
 \*\*NFC Championship

### MINNESOTA vs. N.Y. JETS

RS: Jets lead series, 8-4  
 1970—Jets, 20-10 (NY)  
 1975—Vikings, 29-21 (M)  
 1979—Jets, 14-7 (NY)  
 1982—Jets, 42-14 (M)  
 1994—Jets, 31-21 (M)  
 1997—Jets, 23-21 (NY)  
 2002—Jets, 20-7 (NY)  
 2006—Jets, 26-13 (M)  
 2010—Jets, 29-20 (NY)  
 2014—Vikings, 30-24 (M) OT  
 2018—Vikings, 37-17 (NY)  
 2022—Vikings, 27-22 (M)  
 (RS Pts.—Jets 289, Vikings 236)

### MINNESOTA vs. PHILADELPHIA

RS: Vikings lead series, 15-12;  
 PS: Eagles lead series, 4-0  
 1962—Vikings, 31-21 (M)  
 1963—Vikings, 34-13 (P)  
 1968—Vikings, 24-17 (P)  
 1971—Vikings, 13-0 (P)  
 1973—Vikings, 28-21 (M)  
 1976—Vikings, 31-12 (P)  
 1978—Vikings, 28-27 (M)  
 1980—Eagles, 42-7 (M)  
     \*Eagles, 31-16 (P)  
 1981—Vikings, 35-23 (M)  
 1984—Eagles, 19-17 (P)  
 1985—Vikings, 28-23 (P)  
     Eagles, 37-35 (M)  
 1988—Vikings, 23-21 (M)  
 1989—Eagles, 10-9 (P)  
 1990—Eagles, 32-24 (P)  
 1992—Eagles, 28-17 (P)  
 1997—Vikings, 28-19 (M)  
 2001—Eagles, 48-17 (P)  
 2004—Eagles, 27-16 (P)  
     \*Eagles, 27-14 (P)  
 2007—Eagles, 23-16 (M)  
 2008—\*\*Eagles, 26-14 (M)  
 2010—Vikings, 24-14 (P)  
 2013—Vikings, 48-30 (M)  
 2016—Eagles, 21-10 (P)  
 2017—\*\*\*Eagles, 38-7 (P)  
 2018—Vikings, 23-21 (P)  
 2019—Vikings, 38-20 (M)  
 2022—Eagles, 24-7 (P)  
 2023—Eagles, 34-28 (P)  
 (RS Pts.—Vikings 639, Eagles 627)  
 (PS Pts.—Eagles 122, Vikings 51)  
 \*NFC Divisional Playoff  
 \*\*NFC Wild Card Playoff  
 \*\*\*NFC Championship

### MINNESOTA vs. PITTSBURGH

RS: Vikings lead series, 10-8;  
 PS: Steelers lead series, 1-0  
 1962—Steelers, 39-31 (P)  
 1964—Vikings, 30-10 (M)  
 1967—Vikings, 41-27 (P)  
 1969—Vikings, 52-14 (M)  
 1972—Steelers, 23-10 (P)  
 1974—\*Steelers, 16-6 (New Orleans)  
 1976—Vikings, 17-6 (M)  
 1980—Steelers, 23-17 (M)  
 1983—Vikings, 17-14 (P)  
 1986—Vikings, 31-7 (M)  
 1989—Steelers, 27-14 (P)  
 1992—Vikings, 6-3 (P)  
 1995—Vikings, 44-24 (P)  
 2001—Steelers, 21-16 (P)  
 2005—Steelers, 18-3 (M)

2009—Steelers, 27-17 (P)  
 2013—Vikings, 34-27 (London)  
 2017—Steelers, 26-9 (P)  
 2021—Vikings, 36-28 (M)  
 (RS Pts.—Vikings 425, Steelers 364)  
 (PS Pts.—Steelers 16, Vikings 6)  
 \*Super Bowl IX

### MINNESOTA vs. SAN FRANCISCO

RS: Vikings lead series, 23-20-1;  
 PS: 49ers lead series, 5-1  
 1961—49ers, 38-24 (M)  
     49ers, 38-28 (SF)  
 1962—49ers, 21-7 (SF)  
     49ers, 35-12 (M)  
 1963—Vikings, 24-20 (SF)  
     Vikings, 45-14 (M)  
 1964—Vikings, 27-22 (SF)  
     Vikings, 24-7 (M)  
 1965—Vikings, 42-41 (SF)  
     49ers, 45-24 (M)  
 1966—Tie, 20-20 (SF)  
     Vikings, 28-3 (M)  
 1967—49ers, 27-21 (M)  
 1968—Vikings, 30-20 (SF)  
 1969—Vikings, 10-7 (M)  
 1970—\*49ers, 17-14 (M)  
 1971—49ers, 13-9 (M)  
 1972—49ers, 20-17 (SF)  
 1973—Vikings, 17-13 (SF)  
 1975—Vikings, 27-17 (M)  
 1976—49ers, 20-16 (SF)  
 1977—Vikings, 28-27 (M)  
 1979—Vikings, 28-22 (M)  
 1983—49ers, 48-17 (M)  
 1984—49ers, 51-7 (SF)  
 1985—Vikings, 28-21 (M)  
 1986—Vikings, 27-24 (SF) OT  
 1987—\*Vikings, 36-24 (SF)  
 1988—49ers, 24-21 (SF)  
     \*49ers, 34-9 (SF)  
 1989—\*49ers, 41-13 (SF)  
 1990—49ers, 20-17 (M)  
 1991—Vikings, 17-14 (M)  
 1992—49ers, 20-17 (M)  
 1993—49ers, 38-19 (SF)  
 1994—Vikings, 21-14 (M)  
 1995—49ers, 37-30 (SF)  
 1997—49ers, 28-17 (SF)  
     \*49ers, 38-22 (SF)  
 1999—Vikings, 40-16 (M)  
 2003—Vikings, 35-7 (M)  
 2006—49ers, 9-3 (SF)  
 2007—Vikings, 27-7 (SF)  
 2009—Vikings, 27-24 (M)  
 2012—Vikings, 24-13 (M)  
 2015—49ers, 20-3 (SF)  
 2018—Vikings, 24-16 (M)  
 2019—\*49ers, 27-10 (SF)  
 2021—49ers, 34-26 (SF)  
 2023—Vikings, 22-17 (M)  
 (RS Pts.—49ers 992, Vikings 977)  
 (PS Pts.—49ers 181, Vikings 104)  
 \*NFC Divisional Playoff

### MINNESOTA vs. SEATTLE

RS: Seahawks lead series, 12-6;  
 PS: Seahawks lead series, 1-0  
 1976—Vikings, 27-21 (M)  
 1978—Seahawks, 29-28 (S)  
 1984—Seahawks, 20-12 (M)  
 1987—Seahawks, 28-17 (S)  
 1990—Vikings, 24-21 (S)  
 1996—Seahawks, 42-23 (S)  
 2002—Seahawks, 48-23 (S)  
 2003—Vikings, 34-7 (M)  
 2004—Seahawks, 27-23 (M)  
 2006—Vikings, 31-13 (S)  
 2009—Vikings, 35-9 (M)  
 2012—Seahawks, 30-20 (S)

## ALL-TIME TEAM VS. TEAM RESULTS

2013—Seahawks, 41-20 (S)  
 2015—Seahawks, 38-7 (M)  
     \*Seahawks, 10-9 (M)  
 2018—Seahawks, 21-7 (S)  
 2019—Seahawks, 37-30 (S)  
 2020—Seahawks, 27-26 (S)  
 2021—Vikings, 30-17 (M)  
 (RS Pts.—Seahawks 476, Vikings 417)  
 (PS Pts.—Seahawks 10, Vikings 9)  
 \*NFC Wild Card Playoff  
**MINNESOTA vs. TAMPA BAY**  
 RS: Vikings lead series, 33-24  
 1977—Vikings, 9-3 (TB)  
 1978—Buccaneers, 16-10 (M)  
     Vikings, 24-7 (TB)  
 1979—Buccaneers, 12-10 (M)  
     Vikings, 23-22 (TB)  
 1980—Vikings, 38-30 (M)  
     Vikings, 21-10 (TB)  
 1981—Buccaneers, 21-13 (TB)  
     Vikings, 25-10 (M)  
 1982—Vikings, 17-10 (M)  
 1983—Vikings, 19-16 (TB) OT  
     Buccaneers, 17-12 (M)  
 1984—Buccaneers, 35-31 (TB)  
     Vikings, 27-24 (M)  
 1985—Vikings, 31-16 (TB)  
     Vikings, 26-7 (M)  
 1986—Vikings, 23-10 (TB)  
     Vikings, 45-13 (M)  
 1987—Buccaneers, 20-10 (TB)  
     Vikings, 23-17 (M)  
 1988—Vikings, 14-13 (M)  
     Vikings, 49-20 (TB)  
 1989—Vikings, 17-3 (M)  
     Vikings, 24-10 (TB)  
 1990—Buccaneers, 23-20 (M) OT  
     Buccaneers, 26-13 (TB)  
 1991—Vikings, 28-13 (M)  
     Vikings, 26-24 (TB)  
 1992—Vikings, 26-20 (M)  
     Vikings, 35-7 (TB)  
 1993—Vikings, 15-0 (M)  
     Buccaneers, 23-10 (TB)  
 1994—Vikings, 36-13 (TB)  
     Buccaneers, 20-17 (M) OT  
 1995—Buccaneers, 20-17 (TB) OT  
     Vikings, 31-17 (M)  
 1996—Buccaneers, 24-13 (TB)  
     Vikings, 21-10 (M)  
 1997—Buccaneers, 28-14 (M)  
     Vikings, 10-6 (TB)  
 1998—Vikings, 31-7 (M)  
     Buccaneers, 27-24 (TB)  
 1999—Vikings, 21-14 (M)  
     Buccaneers, 23-17 (TB)  
 2000—Vikings, 30-23 (M)  
     Buccaneers, 41-13 (TB)  
 2001—Vikings, 20-16 (M)  
     Buccaneers, 41-14 (TB)  
 2002—Buccaneers, 38-24 (TB)  
 2005—Buccaneers, 24-13 (M)  
 2008—Buccaneers, 19-13 (TB)  
 2011—Buccaneers, 24-20 (M)  
 2012—Buccaneers, 36-17 (M)  
 2014—Vikings, 19-13 (TB) OT  
 2017—Vikings, 34-17 (M)  
 2020—Buccaneers, 26-14 (TB)  
 2023—Buccaneers, 20-17 (M)  
 (RS Pts.—Vikings 1,214, Buccaneers 1,046)  
**MINNESOTA vs. TENNESSEE**  
 RS: Vikings lead series, 9-5  
 1974—Vikings, 51-10 (M)  
 1980—Oilers, 20-16 (H)  
 1983—Vikings, 34-14 (M)  
 1986—Oilers, 23-10 (H)  
 1989—Vikings, 38-7 (M)  
 1992—Oilers, 17-13 (M)  
 1995—Vikings, 23-17 (M) OT

1998—Vikings, 26-16 (T)  
 2001—Vikings, 42-24 (M)  
 2004—Vikings, 20-3 (M)  
 2008—Titans, 30-17 (T)  
 2012—Vikings, 30-7 (M)  
 2016—Vikings, 25-16 (T)  
 2020—Titans, 31-30 (M)  
 (RS Pts.—Vikings 375, Titans 235)  
*\*Franchise in Houston prior to 1997; known as Oilers prior to 1999*  
**MINNESOTA vs. WASHINGTON**  
 RS: Vikings lead series, 13-10;  
 PS: Commanders lead series, 3-2  
 1968—Vikings, 27-14 (M)  
 1970—Vikings, 19-10 (W)  
 1972—Redskins, 24-21 (M)  
 1973—\*\*Vikings, 27-20 (M)  
 1975—Redskins, 31-30 (W)  
 1976—\*\*Vikings, 35-20 (M)  
 1980—Vikings, 39-14 (W)  
 1982—\*\*\*Redskins, 21-7 (W)  
 1984—Redskins, 31-17 (M)  
 1986—Redskins, 44-38 (W) OT  
 1987—Redskins, 27-24 (M) OT  
     \*\*\*Redskins, 17-10 (W)  
 1992—Redskins, 15-13 (M)  
     \*\*\*\*Redskins, 24-7 (M)  
 1993—Vikings, 14-9 (W)  
 1998—Vikings, 41-7 (M)  
 2004—Redskins, 21-18 (W)  
 2006—Vikings, 19-16 (W)  
 2007—Redskins, 32-21 (M)  
 2010—Vikings, 17-13 (W)  
 2011—Vikings, 33-26 (W)  
 2012—Redskins, 38-26 (W)  
 2013—Vikings, 34-27 (M)  
 2014—Vikings, 29-26 (M)  
 2016—Redskins, 26-20 (W)  
 2017—Vikings, 38-30 (W)  
 2019—Vikings, 19-9 (M)  
 2022—Vikings, 20-17 (W)  
 (RS Pts.—Vikings 577, Commanders 507)  
 (PS Pts.—Commanders 102, Vikings 86)  
*\*Franchise known as Redskins prior to 2020; Washington Football Team prior to 2022*  
*\*\*NFC Divisional Playoff*  
*\*\*\*NFC Second-Round Playoff*  
*\*\*\*\*NFC Championship*  
*\*\*\*\*\*NFC Wild Card Playoff*

**NEW ENGLAND vs. ARIZONA**  
 RS: Patriots lead series, 9-7;  
 See Arizona vs. New England  
**NEW ENGLAND vs. ATLANTA**  
 RS: Patriots lead series, 9-6;  
 PS: Patriots lead series, 1-0;  
 See Atlanta vs. New England  
**NEW ENGLAND vs. BALTIMORE**  
 RS: Patriots lead series, 9-3;  
 PS: Series tied, 2-2;  
 See Baltimore vs. New England  
**NEW ENGLAND vs. BUFFALO**  
 RS: Patriots lead series, 77-49-1;  
 PS: Series tied, 1-1;  
 See Buffalo vs. New England  
**NEW ENGLAND vs. CAROLINA**  
 RS: Panthers lead series, 4-3;  
 PS: Patriots lead series, 1-0;  
 See Carolina vs. New England  
**NEW ENGLAND vs. CHICAGO**  
 RS: Patriots lead series, 10-4;  
 PS: Bears lead series, 1-0;  
 See Chicago vs. New England  
**NEW ENGLAND vs. CINCINNATI**  
 RS: Patriots lead series, 17-10;  
 See Cincinnati vs. New England

**NEW ENGLAND vs. CLEVELAND**  
 RS: Patriots lead series, 14-12;  
 PS: Browns lead series, 1-0;  
 See Cleveland vs. New England  
**NEW ENGLAND vs. DALLAS**  
 RS: Cowboys lead series, 9-6;  
 See Dallas vs. New England  
**NEW ENGLAND vs. DENVER**  
 RS: Broncos lead series, 27-23;  
 PS: Broncos lead series, 4-1;  
 See Denver vs. New England  
**NEW ENGLAND vs. DETROIT**  
 RS: Patriots lead series, 8-5;  
 See Detroit vs. New England  
**NEW ENGLAND vs. GREEN BAY**  
 RS: Series tied, 6-6;  
 PS: Packers lead series, 1-0;  
 See Green Bay vs. New England  
**NEW ENGLAND vs. HOUSTON**  
 RS: Patriots lead series, 9-3;  
 PS: Patriots lead series, 2-0;  
 See Houston vs. New England  
**NEW ENGLAND vs. INDIANAPOLIS**  
 RS: Patriots lead series, 49-30;  
 PS: Patriots lead series, 4-1;  
 See Indianapolis vs. New England  
**NEW ENGLAND vs. JACKSONVILLE**  
 RS: Patriots lead series, 8-1;  
 PS: Patriots lead series, 4-1;  
 See Jacksonville vs. New England  
**NEW ENGLAND vs. KANSAS CITY**  
 RS: Chiefs lead series, 21-14-3;  
 PS: Patriots lead series, 2-0;  
 See Kansas City vs. New England  
**NEW ENGLAND vs. LAS VEGAS**  
 RS: Patriots lead series, 18-16-1;  
 PS: Patriots lead series, 2-1;  
 See Las Vegas vs. New England  
**NEW ENGLAND vs. L.A. CHARGERS**  
 RS: Patriots lead series, 24-15-2;  
 PS: Patriots lead series, 3-1;  
 See L.A. Chargers vs. New England  
**NEW ENGLAND vs. L.A. RAMS**  
 RS: Patriots lead series, 7-6;  
 PS: Patriots lead series, 2-0;  
 See L.A. Rams vs. New England  
**NEW ENGLAND vs. MIAMI**  
 RS: Dolphins lead series, 61-53;  
 PS: Patriots lead series, 2-1;  
 See Miami vs. New England  
**NEW ENGLAND vs. MINNESOTA**  
 RS: Patriots lead series, 9-5;  
 See Minnesota vs. New England  
**NEW ENGLAND vs. NEW ORLEANS**  
 RS: Patriots lead series, 10-6  
 1972—Patriots, 17-10 (NO)  
 1976—Patriots, 27-6 (NE)  
 1980—Patriots, 38-27 (NO)  
 1983—Patriots, 7-0 (NE)  
 1986—Patriots, 21-20 (NO)  
 1989—Saints, 28-24 (NE)  
 1992—Saints, 31-14 (NE)  
 1995—Saints, 31-17 (NE)  
 1998—Patriots, 30-27 (NO)  
 2001—Patriots, 34-17 (NE)  
 2005—Patriots, 24-17 (NE)  
 2009—Saints, 38-17 (NO)  
 2013—Patriots, 30-27 (NE)  
 2017—Patriots, 36-20 (NO)  
 2021—Saints, 28-13 (NE)  
 2023—Saints, 34-0 (NE)  
 (RS Pts.—Saints 361, Patriots 349)  
**\*NEW ENGLAND vs. N.Y. GIANTS**  
 RS: Patriots lead series, 7-5;  
 PS: Giants lead series, 2-0  
 1970—Giants, 16-0 (B)  
 1974—Patriots, 28-20 (New Haven)  
 1987—Giants, 17-10 (NY)

## ALL-TIME TEAM VS. TEAM RESULTS

1990—Giants, 13-10 (NE)  
 1996—Patriots, 23-22 (NY)  
 1999—Patriots, 16-14 (NE)  
 2003—Patriots, 17-6 (NE)  
 2007—Patriots, 38-35 (NY)  
     \*\*Giants, 17-14 (Arizona)  
 2011—Giants, 24-20 (NE)  
     \*\*\*Giants, 21-17 (Indianapolis)  
 2015—Patriots, 27-26 (NY)  
 2019—Patriots, 35-14 (NE)  
 2023—Giants, 10-7 (NY)  
 (RS Pts.—Patriots 231, Giants 217)  
 (PS Pts.—Giants 38, Patriots 31)  
*\*Franchise in Boston prior to 1971*  
*\*\*Super Bowl XLII*  
*\*\*\*Super Bowl XLVI*  
**\*NEW ENGLAND vs. \*\*N.Y. JETS**  
 RS: Patriots lead series, 72-54-1;  
 PS: Patriots lead series, 2-1  
 1960—Patriots, 28-24 (NY)  
     Patriots, 38-21 (B)  
 1961—Titans, 21-20 (B)  
     Titans, 37-30 (NY)  
 1962—Patriots, 43-14 (NY)  
     Patriots, 24-17 (B)  
 1963—Patriots, 38-14 (B)  
     Jets, 31-24 (NY)  
 1964—Patriots, 26-10 (B)  
     Jets, 35-14 (NY)  
 1965—Jets, 30-20 (B)  
     Patriots, 27-23 (NY)  
 1966—Tie, 24-24 (B)  
     Jets, 38-28 (NY)  
 1967—Jets, 30-23 (NY)  
     Jets, 29-24 (B)  
 1968—Jets, 47-31 (Birmingham)  
     Jets, 48-14 (NY)  
 1969—Jets, 23-14 (B)  
     Jets, 23-17 (NY)  
 1970—Jets, 31-21 (B)  
     Jets, 17-3 (NY)  
 1971—Patriots, 20-0 (NE)  
     Jets, 13-6 (NY)  
 1972—Jets, 41-13 (NE)  
     Jets, 34-10 (NY)  
 1973—Jets, 9-7 (NE)  
     Jets, 33-13 (NY)  
 1974—Patriots, 24-0 (NY)  
     Jets, 21-16 (NE)  
 1975—Jets, 36-7 (NY)  
     Jets, 30-28 (NE)  
 1976—Patriots, 41-7 (NE)  
     Patriots, 38-24 (NY)  
 1977—Jets, 30-27 (NY)  
     Patriots, 24-13 (NE)  
 1978—Patriots, 55-21 (NE)  
     Patriots, 19-17 (NY)  
 1979—Patriots, 56-3 (NE)  
     Jets, 27-26 (NY)  
 1980—Patriots, 21-11 (NY)  
     Patriots, 34-21 (NE)  
 1981—Jets, 28-24 (NY)  
     Jets, 17-6 (NE)  
 1982—Jets, 31-7 (NE)  
 1983—Patriots, 23-13 (NE)  
     Jets, 26-3 (NY)  
 1984—Patriots, 28-21 (NY)  
     Patriots, 30-20 (NE)  
 1985—Patriots, 20-13 (NE)  
     Jets, 16-13 (NY) OT  
     \*\*\*Patriots, 26-14 (NY)  
 1986—Patriots, 20-6 (NY)  
     Jets, 31-24 (NE)  
 1987—Jets, 43-24 (NY)  
     Patriots, 42-20 (NE)  
 1988—Patriots, 28-3 (NE)  
     Patriots, 14-13 (NY)

1989—Patriots, 27-24 (NY)  
     Jets, 27-26 (NE)  
 1990—Jets, 37-13 (NE)  
     Jets, 42-7 (NY)  
 1991—Jets, 28-21 (NE)  
     Patriots, 6-3 (NY)  
 1992—Jets, 30-21 (NY)  
     Patriots, 24-3 (NE)  
 1993—Jets, 45-7 (NY)  
     Jets, 6-0 (NE)  
 1994—Jets, 24-17 (NY)  
     Patriots, 24-13 (NE)  
 1995—Patriots, 20-7 (NY)  
     Patriots, 31-28 (NE)  
 1996—Patriots, 31-27 (NY)  
     Patriots, 34-10 (NE)  
 1997—Patriots, 27-24 (NE) OT  
     Jets, 24-19 (NY)  
 1998—Jets, 24-14 (NE)  
     Jets, 31-10 (NY)  
 1999—Patriots, 30-28 (NY)  
     Jets, 24-17 (NE)  
 2000—Jets, 20-19 (NY)  
     Jets, 34-17 (NE)  
 2001—Jets, 10-3 (NE)  
     Patriots, 17-16 (NY)  
 2002—Patriots, 44-7 (NY)  
     Jets, 30-17 (NE)  
 2003—Patriots, 23-16 (NE)  
     Patriots, 21-16 (NY)  
 2004—Patriots, 13-7 (NE)  
     Patriots, 23-7 (NY)  
 2005—Patriots, 16-3 (NE)  
     Patriots, 31-21 (NY)  
 2006—Patriots, 24-17 (NY)  
     Jets, 17-14 (NE)  
     \*\*\*Patriots, 37-16 (NE)  
 2007—Patriots, 38-14 (NY)  
     Patriots, 20-10 (NE)  
 2008—Patriots, 19-10 (NY)  
     Jets, 34-31 (NE) OT  
 2009—Jets, 16-9 (NY)  
     Patriots, 31-14 (NE)  
 2010—Jets, 28-14 (NY)  
     Patriots, 45-3 (NE)  
     \*\*\*Jets, 28-21 (NE)  
 2011—Patriots, 30-21 (NE)  
     Patriots, 37-16 (NY)  
 2012—Patriots, 29-26 (NE) OT  
     Patriots, 49-19 (NY)  
 2013—Patriots, 13-10 (NE)  
     Jets, 30-27 (NY) OT  
 2014—Patriots, 27-25 (NE)  
     Patriots, 17-16 (NY)  
 2015—Patriots, 30-23 (NE)  
     Jets, 26-20 (NY) OT  
 2016—Patriots, 22-17 (NY)  
     Patriots, 41-3 (NE)  
 2017—Patriots, 24-17 (NY)  
     Patriots, 26-6 (NE)  
 2018—Patriots, 27-13 (NY)  
     Patriots, 38-3 (NE)  
 2019—Patriots, 30-14 (NE)  
     Patriots, 33-0 (NY)  
 2020—Patriots, 30-27 (NY)  
     Patriots, 28-14 (NE)  
 2021—Patriots, 25-6 (NY)  
     Patriots, 54-13 (NE)  
 2022—Patriots, 10-3 (NY)  
     Patriots, 22-17 (NE)  
 2023—Patriots, 15-10 (NY)  
     Jets, 17-3 (NE)  
 (RS Pts.—Patriots 2,944, Jets 2,530)  
 (PS Pts.—Patriots 84, Jets 58)  
*\*Franchise in Boston prior to 1971*  
*\*\*Jets known as Titans prior to 1963*  
*\*\*\*AFC Wild Card Playoff*  
*\*\*\*\*AFC Divisional Playoff*

### NEW ENGLAND vs. PHILADELPHIA

RS: Eagles lead series, 8-6;  
 PS: Series tied, 1-1  
 1973—Eagles, 24-23 (P)  
 1977—Patriots, 14-6 (NE)  
 1978—Patriots, 24-14 (NE)  
 1981—Eagles, 13-3 (P)  
 1984—Eagles, 27-17 (P)  
 1987—Eagles, 34-31 (NE) OT  
 1990—Eagles, 48-20 (P)  
 1999—Eagles, 24-9 (P)  
 2003—Patriots, 31-10 (P)  
 2004—\*Patriots, 24-21 (Jacksonville)  
 2007—Patriots, 31-28 (NE)  
 2011—Patriots, 38-20 (P)  
 2015—Eagles, 35-28 (NE)  
 2017—\*\*Eagles, 41-33 (Minnesota)  
 2019—Patriots, 17-10 (P)  
 2023—Eagles, 25-20 (NE)  
 (RS Pts.—Eagles 318, Patriots 306)  
 (PS Pts.—Eagles 62, Patriots 57)  
*\*Super Bowl XXXIX*  
*\*\*Super Bowl LII*

### NEW ENGLAND vs. PITTSBURGH

RS: Series tied, 15-15;  
 PS: Patriots lead series, 4-1  
 1972—Steelers, 33-3 (P)  
 1974—Steelers, 21-17 (NE)  
 1976—Patriots, 30-27 (P)  
 1979—Steelers, 16-13 (NE) OT  
 1981—Steelers, 27-21 (P) OT  
 1982—Steelers, 37-14 (P)  
 1983—Patriots, 28-23 (P)  
 1986—Patriots, 34-0 (P)  
 1989—Steelers, 28-10 (P)  
 1990—Steelers, 24-3 (P)  
 1991—Steelers, 20-6 (P)  
 1993—Steelers, 17-14 (P)  
 1995—Steelers, 41-27 (P)  
 1996—\*Patriots, 28-3 (NE)  
 1997—Steelers, 24-21 (NE) OT  
     \*Steelers, 7-6 (P)  
 1998—Patriots, 23-9 (P)  
 2001—\*\*Patriots, 24-17 (P)  
 2002—Patriots, 30-14 (NE)  
 2004—Steelers, 34-20 (P)  
     \*\*Patriots, 41-27 (P)  
 2005—Patriots, 23-20 (P)  
 2007—Patriots, 34-13 (NE)  
 2008—Steelers, 33-10 (NE)  
 2010—Patriots, 39-26 (P)  
 2011—Steelers, 25-17 (P)  
 2013—Patriots, 55-31 (NE)  
 2015—Patriots, 28-21 (NE)  
 2016—Patriots, 27-16 (P)  
     \*\*Patriots, 36-17 (NE)  
 2017—Patriots, 27-24 (P)  
 2018—Steelers, 17-10 (P)  
 2019—Patriots, 33-3 (NE)  
 2022—Patriots, 17-14 (P)  
 2023—Patriots, 21-18 (P)  
 (RS Pts.—Steelers 656, Patriots 655)  
 (PS Pts.—Patriots 135, Steelers 71)  
*\*AFC Divisional Playoff*  
*\*\*AFC Championship*  
**NEW ENGLAND vs. SAN FRANCISCO**  
 RS: 49ers lead series, 9-5  
 1971—49ers, 27-10 (SF)  
 1975—Patriots, 24-16 (NE)  
 1980—49ers, 21-17 (SF)  
 1983—49ers, 33-13 (NE)  
 1986—49ers, 29-24 (NE)  
 1989—49ers, 37-20 (SF)  
 1992—49ers, 24-12 (NE)  
 1995—49ers, 28-3 (SF)  
 1998—Patriots, 24-21 (NE)  
 2004—Patriots, 21-7 (NE)  
 2008—Patriots, 30-21 (SF)

## ALL-TIME TEAM VS. TEAM RESULTS

2012—49ers, 41-34 (NE)  
 2016—Patriots, 30-17 (SF)  
 2020—49ers, 33-6 (NE)  
 (RS Pts.—49ers 355, Patriots 268)

### NEW ENGLAND vs. SEATTLE

RS: Seahawks lead series, 10-8;  
 PS: Patriots lead series, 1-0  
 1977—Patriots, 31-0 (NE)  
 1980—Patriots, 37-31 (S)  
 1982—Patriots, 16-0 (S)  
 1983—Seahawks, 24-6 (S)  
 1984—Patriots, 38-23 (NE)  
 1985—Patriots, 20-13 (S)  
 1986—Seahawks, 38-31 (NE)  
 1988—Patriots, 13-7 (NE)  
 1989—Seahawks, 24-3 (NE)  
 1990—Seahawks, 33-20 (NE)  
 1992—Seahawks, 10-6 (NE)  
 1993—Seahawks, 17-14 (NE)  
     Seahawks, 10-9 (S)  
 2004—Patriots, 30-20 (NE)  
 2008—Patriots, 24-21 (S)  
 2012—Seahawks, 24-23 (S)  
 2014—\*Patriots, 28-24 (Phoenix)  
 2016—Seahawks, 31-24 (NE)  
 2020—Seahawks, 35-30 (S)  
 (RS Pts.—Patriots 375, Seahawks 361)  
 (PS Pts.—Patriots 28, Seahawks 24)  
 \*Super Bowl XLIX

### NEW ENGLAND vs. TAMPA BAY

RS: Patriots lead series, 7-3  
 1976—Patriots, 31-14 (TB)  
 1985—Patriots, 32-14 (TB)  
 1988—Patriots, 10-7 (NE) OT  
 1997—Buccaneers, 27-7 (TB)  
 2000—Buccaneers, 21-16 (NE)  
 2005—Patriots, 28-0 (NE)  
 2009—Patriots, 35-7 (London)  
 2013—Patriots, 23-3 (NE)  
 2017—Patriots, 19-14 (TB)  
 2021—Buccaneers, 19-17 (NE)  
 (RS Pts.—Patriots 218, Buccaneers 126)

### \*NEW ENGLAND vs. \*\*TENNESSEE

RS: Patriots lead series, 24-16-1;  
 PS: Series tied, 2-2  
 1960—Oilers, 24-10 (B)  
     Oilers, 37-21 (H)  
 1961—Tie, 31-31 (B)  
     Oilers, 27-15 (H)  
 1962—Patriots, 34-21 (B)  
     Oilers, 21-17 (H)  
 1963—Patriots, 45-3 (B)  
     Patriots, 46-28 (H)  
 1964—Patriots, 25-24 (B)  
     Patriots, 34-17 (H)  
 1965—Oilers, 31-10 (H)  
     Patriots, 42-14 (B)  
 1966—Patriots, 27-21 (B)  
     Patriots, 38-14 (H)  
 1967—Patriots, 18-7 (B)  
     Oilers, 27-6 (H)  
 1968—Oilers, 16-0 (B)  
     Oilers, 45-17 (H)  
 1969—Patriots, 24-0 (B)  
     Oilers, 27-23 (H)  
 1971—Patriots, 28-20 (NE)  
 1973—Patriots, 32-0 (H)  
 1975—Oilers, 7-0 (NE)  
 1978—Oilers, 26-23 (NE)  
     \*\*\*Oilers, 31-14 (NE)  
 1980—Oilers, 38-34 (H)  
 1981—Patriots, 38-10 (NE)  
 1982—Patriots, 29-21 (NE)  
 1987—Patriots, 21-7 (H)  
 1988—Oilers, 31-6 (H)  
 1989—Patriots, 23-13 (NE)  
 1991—Patriots, 24-20 (NE)  
 1993—Oilers, 28-14 (NE)  
 1998—Patriots, 27-16 (NE)

2002—Titans, 24-7 (T)  
 2003—Patriots, 38-30 (NE)  
     \*\*\*Patriots, 17-14 (NE)

2006—Patriots, 40-23 (T)  
 2009—Patriots, 59-0 (NE)  
 2012—Patriots, 34-13 (T)  
 2015—Patriots, 33-16 (NE)  
 2017—\*\*\*Patriots, 35-14 (NE)  
 2018—Titans, 34-10 (T)  
 2019—\*\*\*\*Titans, 20-13 (NE)  
 2021—Patriots, 36-13 (NE)  
 (RS Pts.—Patriots 1,039, Titans 825)  
 (PS Pts.—Patriots 79, Titans 79)

\*Franchise in Boston prior to 1971

\*\*Franchise in Houston prior to 1997; known as Oilers prior to 1999

\*\*\*AFC Divisional Playoff

\*\*\*\*AFC Wild Card Playoff

### NEW ENGLAND vs. \*WASHINGTON

RS: Commanders lead series, 7-5  
 1972—Patriots, 24-23 (NE)  
 1978—Redskins, 16-14 (NE)  
 1981—Redskins, 24-22 (W)  
 1984—Redskins, 26-10 (NE)  
 1990—Redskins, 25-10 (NE)  
 1996—Redskins, 27-22 (NE)  
 2003—Redskins, 20-17 (W)  
 2007—Patriots, 52-7 (NE)  
 2011—Patriots, 34-27 (W)  
 2015—Patriots, 27-10 (NE)  
 2019—Patriots, 33-7 (W)  
 2023—Commanders, 20-17 (NE)  
 (RS Pts.—Patriots 282, Commanders 232)  
 \*Franchise known as Redskins prior to 2020;  
 Washington Football Team prior to 2022

### NEW ORLEANS vs. ARIZONA

RS: Cardinals lead series, 16-15;  
 PS: Saints lead series, 1-0;  
 See Arizona vs. New Orleans

### NEW ORLEANS vs. ATLANTA

RS: Saints lead series, 55-54;  
 PS: Falcons lead series, 1-0;  
 See Atlanta vs. New Orleans

### NEW ORLEANS vs. BALTIMORE

RS: Ravens lead series, 6-2;  
 See Baltimore vs. New Orleans

### NEW ORLEANS vs. BUFFALO

RS: Saints lead series, 7-5;  
 See Buffalo vs. New Orleans

### NEW ORLEANS vs. CAROLINA

RS: Saints lead series, 30-28;  
 PS: Saints lead series, 1-0;  
 See Carolina vs. New Orleans

### NEW ORLEANS vs. CHICAGO

RS: Saints lead series, 18-13;  
 PS: Bears lead series, 2-1;  
 See Chicago vs. New Orleans

### NEW ORLEANS vs. CINCINNATI

RS: Bengals lead series, 8-7;  
 See Cincinnati vs. New Orleans

### NEW ORLEANS vs. CLEVELAND

RS: Browns lead series, 13-6;  
 See Cleveland vs. New Orleans

### NEW ORLEANS vs. DALLAS

RS: Cowboys lead series, 18-13;  
 See Dallas vs. New Orleans

### NEW ORLEANS vs. DENVER

RS: Broncos lead series, 9-3;  
 See Denver vs. New Orleans

### NEW ORLEANS vs. DETROIT

RS: Series tied, 13-13-1;  
 PS: Saints lead series, 1-0;  
 See Detroit vs. New Orleans

### NEW ORLEANS vs. GREEN BAY

RS: Packers lead series, 18-10;  
 See Green Bay vs. New Orleans

### NEW ORLEANS vs. HOUSTON

RS: Series tied, 3-3;  
 See Houston vs. New Orleans  
**NEW ORLEANS vs. INDIANAPOLIS**  
 RS: Saints lead series, 9-5;  
 PS: Saints lead series, 1-0;  
 See Indianapolis vs. New Orleans

### NEW ORLEANS vs. JACKSONVILLE

RS: Saints lead series, 5-3;  
 See Jacksonville vs. New Orleans  
**NEW ORLEANS vs. KANSAS CITY**  
 RS: Chiefs lead series, 7-5;  
 See Kansas City vs. New Orleans

### NEW ORLEANS vs. LAS VEGAS

RS: Series tied, 7-7-1;  
 See Las Vegas vs. New Orleans  
**NEW ORLEANS vs. L.A. CHARGERS**  
 RS: Chargers lead series, 7-6;  
 See L.A. Chargers vs. New Orleans

### NEW ORLEANS vs. L.A. RAMS

RS: Rams lead series, 43-34;  
 PS: Series tied, 1-1;  
 See L.A. Rams vs. New Orleans

### NEW ORLEANS vs. MIAMI

RS: Dolphins lead series, 7-6;  
 See Miami vs. New Orleans  
**NEW ORLEANS vs. MINNESOTA**  
 RS: Vikings lead series, 21-12;  
 PS: Vikings lead series, 4-1;  
 See Minnesota vs. New Orleans

### NEW ORLEANS vs. NEW ENGLAND

RS: Patriots lead series, 10-6;  
 See New England vs. New Orleans  
**NEW ORLEANS vs. N.Y. GIANTS**  
 RS: Giants lead series, 17-15

1967—Giants, 27-21 (NY)  
 1968—Giants, 38-21 (NY)  
 1969—Saints, 25-24 (NY)  
 1970—Saints, 14-10 (NO)  
 1972—Giants, 45-21 (NY)  
 1975—Giants, 28-14 (NY)  
 1978—Saints, 28-17 (NO)  
 1979—Saints, 24-14 (NO)  
 1981—Giants, 20-7 (NY)  
 1984—Saints, 10-3 (NY)  
 1985—Giants, 21-13 (NO)  
 1986—Giants, 20-17 (NY)  
 1987—Saints, 23-14 (NO)  
 1988—Giants, 13-12 (NO)  
 1993—Giants, 24-14 (NO)  
 1994—Saints, 27-22 (NO)  
 1995—Giants, 45-29 (NY)  
 1996—Saints 17-3 (NY)  
 1997—Giants, 14-9 (NY)  
 1999—Giants, 31-3 (NY)  
 2001—Giants, 21-13 (NY)  
 2003—Saints, 45-7 (NO)  
 2005—Giants, 27-10 (NY\*)  
 2006—Saints, 30-7 (NY)  
 2009—Saints, 48-27 (NO)  
 2011—Saints, 49-24 (NO)  
 2012—Giants, 52-27 (NY)  
 2015—Saints, 52-49 (NO)  
 2016—Giants, 16-13 (NY)  
 2018—Saints, 33-18 (NY)  
 2021—Giants, 27-21 (NO) OT  
 2023—Saints, 24-6 (NO)  
 (RS Pts.—Saints 714, Giants 714)  
 \*Saints home game (Hurricane Katrina)

### NEW ORLEANS vs. N.Y. JETS

RS: Saints lead series, 8-6  
 1972—Jets, 18-17 (NY)  
 1977—Jets, 16-13 (NO)  
 1980—Saints, 21-20 (NY)  
 1983—Jets, 31-28 (NO)  
 1986—Jets, 28-23 (NY)  
 1989—Saints, 29-14 (NO)  
 1992—Saints, 20-0 (NY)  
 1995—Saints, 12-0 (NY)

## ALL-TIME TEAM VS. TEAM RESULTS

2001—Jets, 16-9 (NO)  
 2005—Saints, 21-19 (NY)  
 2009—Saints, 24-10 (NO)  
 2013—Jets, 26-20 (NY)  
 2017—Saints, 31-19 (NO)  
 2021—Saints, 30-9 (NY)  
 (RS Pts.—Saints 298, Jets 226)

### NEW ORLEANS vs. PHILADELPHIA

RS: Eagles lead series, 18-13;

PS: Saints lead series, 3-1

1967—Saints, 31-24 (NO)  
     Eagles, 48-21 (P)  
 1968—Eagles, 29-17 (P)  
 1969—Eagles, 13-10 (P)  
     Saints, 26-17 (NO)  
 1972—Saints, 21-3 (NO)  
 1974—Saints, 14-10 (NO)  
 1977—Eagles, 28-7 (P)  
 1978—Eagles, 24-17 (NO)  
 1979—Eagles, 26-14 (NO)  
 1980—Eagles, 34-21 (NO)  
 1981—Eagles, 31-14 (NO)  
 1983—Saints, 20-17 (P) OT  
 1985—Saints, 23-21 (NO)  
 1987—Eagles, 27-17 (P)  
 1989—Saints, 30-20 (NO)  
 1991—Saints, 13-6 (P)  
 1992—Eagles, 15-13 (P)  
     \*Eagles, 36-20 (NO)  
 1993—Eagles, 37-26 (P)  
 1995—Eagles, 15-10 (NO)  
 2000—Eagles, 21-7 (NO)  
 2003—Eagles, 33-20 (P)  
 2006—Saints, 27-24 (NO)  
     \*\*Saints, 27-24 (NO)  
 2007—Eagles, 38-23 (NO)  
 2009—Saints, 48-22 (P)  
 2012—Saints, 28-13 (NO)  
 2013—\*Saints, 26-24 (P)  
 2015—Eagles, 39-17 (P)  
 2018—Saints, 48-7 (NO)  
     \*\*Saints, 20-14 (NO)  
 2020—Eagles, 24-21 (P)  
 2021—Eagles, 40-29 (P)  
 2022—Saints, 20-10 (P)  
 (RS Pts.—Eagles 716, Saints 653)  
 (PS Pts.—Eagles 98, Saints 93)  
 \*NFC Wild Card Playoff  
 \*\*NFC Divisional Playoff

### NEW ORLEANS vs. PITTSBURGH

RS: Saints lead series, 9-8

1967—Steelers, 14-10 (NO)

1968—Saints, 16-12 (P)  
     Saints, 24-14 (NO)  
 1969—Saints, 27-24 (NO)  
 1974—Steelers, 28-7 (NO)  
 1978—Steelers, 20-14 (P)  
 1981—Steelers, 20-6 (NO)  
 1984—Saints, 27-24 (NO)  
 1987—Saints, 20-16 (P)  
 1990—Steelers, 9-6 (NO)  
 1993—Steelers, 37-14 (P)  
 2002—Saints, 32-29 (NO)  
 2006—Steelers, 38-31 (P)  
 2010—Saints, 20-10 (NO)  
 2014—Saints, 35-32 (P)  
 2018—Saints, 31-28 (NO)  
 2022—Steelers, 20-10 (P)  
 (RS Pts.—Steelers 375, Saints 330)

### NEW ORLEANS vs. SAN FRANCISCO

RS: 49ers lead series, 49-27-2;

PS: 49ers lead series, 1-0

1967—49ers, 27-13 (SF)  
 1969—Saints, 43-38 (NO)  
 1970—Tie, 20-20 (SF)  
     49ers, 38-27 (NO)  
 1971—49ers, 38-20 (NO)  
     Saints, 26-20 (SF)  
 1972—49ers, 37-2 (NO)  
     Tie, 20-20 (SF)  
 1973—49ers, 40-0 (SF)  
     Saints, 16-10 (NO)  
 1974—49ers, 17-13 (NO)  
     49ers, 35-21 (SF)  
 1975—49ers, 35-21 (SF)  
     49ers, 16-6 (NO)  
 1976—49ers, 33-3 (SF)  
     49ers, 27-7 (NO)  
 1977—49ers, 10-7 (NO) OT  
     49ers, 20-17 (SF)  
 1978—Saints, 14-7 (SF)  
     Saints, 24-13 (NO)  
 1979—Saints, 30-21 (SF)  
     Saints, 31-20 (NO)  
 1980—49ers, 26-23 (NO)  
     49ers, 38-35 (SF) OT  
 1981—49ers, 21-14 (SF)  
     49ers, 21-17 (NO)  
 1982—Saints, 23-20 (SF)  
 1983—49ers, 32-13 (NO)  
     49ers, 27-0 (SF)  
 1984—49ers, 30-20 (SF)  
     49ers, 35-3 (NO)  
 1985—Saints, 20-17 (SF)  
     49ers, 31-19 (NO)  
 1986—49ers, 26-17 (SF)  
     Saints, 23-10 (NO)  
 1987—49ers, 24-22 (NO)  
     Saints, 26-24 (SF)  
 1988—49ers, 34-33 (NO)  
     49ers, 30-17 (SF)  
 1989—49ers, 24-20 (NO)  
     49ers, 31-13 (SF)  
 1990—49ers, 13-12 (NO)  
     Saints, 13-10 (SF)  
 1991—Saints, 10-3 (NO)  
     49ers, 38-24 (SF)  
 1992—49ers, 16-10 (NO)  
     49ers, 21-20 (SF)  
 1993—Saints, 16-13 (NO)  
     49ers, 42-7 (SF)  
 1994—49ers, 24-13 (SF)  
     49ers, 35-14 (NO)  
 1995—49ers, 24-22 (NO)  
     Saints, 11-7 (SF)  
 1996—49ers, 27-11 (SF)  
     49ers, 24-17 (NO)  
 1997—49ers, 33-7 (SF)  
     49ers, 23-0 (NO)  
 1998—49ers, 31-0 (NO)  
     49ers, 31-20 (SF)  
 1999—49ers, 28-21 (SF)  
     Saints, 24-6 (NO)  
 2000—Saints, 31-15 (NO)  
     Saints, 31-27 (SF)  
 2001—49ers, 28-27 (SF)  
     49ers, 38-0 (NO)  
 2002—Saints, 35-27 (NO)  
 2004—Saints, 30-27 (NO)  
 2006—Saints, 34-10 (NO)  
 2007—Saints, 31-10 (SF)  
 2008—Saints, 31-17 (NO)  
 2010—Saints, 25-22 (SF)  
 2011—\*49ers, 36-32 (SF)  
 2012—49ers, 31-21 (NO)  
 2013—Saints, 23-20 (NO)  
 2014—49ers, 27-24 (NO) OT  
 2016—Saints, 41-23 (SF)  
 2019—49ers, 48-46 (NO)  
 2020—Saints, 27-13 (NO)  
 2022—49ers, 13-0 (SF)  
 (RS Pts.—49ers 1,888, Saints 1,468)  
 (PS Pts.—49ers 36, Saints 32)  
 \*NFC Divisional Playoff

### NEW ORLEANS vs. SEATTLE

RS: Saints lead series, 10-6;

PS: Seahawks lead series, 2-0

1976—Saints, 51-27 (S)  
 1979—Seahawks, 38-24 (S)  
 1985—Seahawks, 27-3 (NO)  
 1988—Saints, 20-19 (S)  
 1991—Saints, 27-24 (NO)  
 1997—Saints, 20-17 (NO) OT  
 2000—Seahawks, 20-10 (S)  
 2003—Seahawks, 27-10 (S)  
 2004—Seahawks, 21-7 (NO)  
 2007—Saints, 28-17 (S)  
 2010—Saints, 34-19 (NO)  
     \*Seahawks, 41-36 (S)  
 2013—Seahawks, 34-7 (S)  
     \*\*Seahawks, 23-15 (S)  
 2016—Saints, 25-20 (NO)  
 2019—Saints, 33-27 (S)  
 2021—Saints, 13-10 (S)  
 2022—Saints, 39-32 (NO)  
 (RS Pts.—Seahawks 379, Saints 351)  
 (PS Pts.—Seahawks 64, Saints 51)  
 \*NFC Wild Card Playoff  
 \*\*NFC Divisional Playoff

### NEW ORLEANS vs. TAMPA BAY

RS: Saints lead series, 40-24;

PS: Buccaneers lead series, 1-0

1977—Buccaneers, 33-14 (NO)  
 1978—Saints, 17-10 (TB)  
 1979—Saints, 42-14 (TB)  
 1981—Buccaneers, 31-14 (NO)  
 1982—Buccaneers, 13-10 (NO)  
 1983—Saints, 24-21 (TB)  
 1984—Saints, 17-13 (NO)  
 1985—Saints, 20-13 (NO)  
 1986—Saints, 38-7 (NO)  
 1987—Saints, 44-34 (NO)  
 1988—Saints, 13-9 (NO)  
 1989—Buccaneers, 20-10 (TB)  
 1990—Saints, 35-7 (NO)  
 1991—Saints, 23-7 (NO)  
 1992—Saints, 23-21 (NO)  
 1994—Saints, 9-7 (TB)  
 1996—Buccaneers, 13-7 (TB)  
 1998—Saints, 9-3 (NO)  
 1999—Buccaneers, 31-16 (NO)  
 2001—Buccaneers, 48-21 (TB)  
 2002—Saints, 26-20 (TB) OT  
     Saints, 23-20 (NO)  
 2003—Saints, 17-14 (TB)  
     Buccaneers, 14-7 (NO)  
 2004—Buccaneers, 20-17 (NO)  
     Saints, 21-17 (TB)  
 2005—Buccaneers, 10-3 (Baton Rouge)  
     Buccaneers, 27-13 (TB)  
 2006—Saints, 24-21 (NO)  
     Saints, 31-14 (TB)  
 2007—Buccaneers, 31-14 (TB)  
     Buccaneers, 27-23 (NO)  
 2008—Saints, 24-20 (NO)  
     Buccaneers, 23-20 (TB)  
 2009—Saints, 38-7 (TB)  
     Buccaneers, 20-17 (NO) OT  
 2010—Saints, 31-6 (TB)  
     Buccaneers, 23-13 (NO)  
 2011—Buccaneers, 26-20 (TB)  
     Saints, 27-16 (NO)  
 2012—Saints, 35-28 (TB)  
     Saints, 41-0 (NO)  
 2013—Saints, 16-14 (TB)  
     Saints, 42-17 (NO)  
 2014—Saints, 37-31 (NO) OT  
     Saints, 23-20 (TB)  
 2015—Buccaneers, 26-19 (NO)  
     Saints, 24-17 (TB)  
 2016—Buccaneers, 16-11 (TB)  
     Saints, 31-24 (NO)



## ALL-TIME TEAM VS. TEAM RESULTS

2017—Saints, 30-10 (NO)  
 Buccaneers, 31-24 (TB)

2018—Buccaneers, 48-40 (NO)  
 Saints, 28-14 (TB)

2019—Saints, 31-24 (NO)  
 Saints, 34-17 (TB)

2020—Saints, 34-23 (NO)  
 Saints, 38-3 (TB)  
 \*Buccaneers, 30-20 (NO)

2021—Saints, 36-27 (NO)  
 Saints, 9-0 (TB)

2022—Buccaneers, 20-10 (NO)  
 Buccaneers, 17-16 (TB)

2023—Buccaneers, 26-9 (NO)  
 Saints, 23-13 (TB)

(RS Pts.—Saints 1,456, Buccaneers 1,197)  
 (PS Pts.—Buccaneers 30, Saints 20)  
*\*NFC Divisional Playoff*

**NEW ORLEANS vs. \*TENNESSEE**  
 RS: Titans lead series, 9-7-1  
 1971—Tie, 13-13 (H)

1976—Oilers, 31-26 (NO)  
 1978—Oilers, 17-12 (NO)

1981—Saints, 27-24 (H)  
 1984—Saints, 27-10 (H)  
 1987—Saints, 24-10 (NO)  
 1990—Oilers, 23-10 (H)  
 1993—Saints, 33-21 (NO)  
 1996—Oilers, 31-14 (NO)  
 1999—Titans, 24-21 (NO)  
 2003—Titans, 27-12 (T)  
 2007—Titans, 31-14 (NO)  
 2011—Saints, 22-17 (T)  
 2015—Titans, 34-28 (NO) OT  
 2019—Saints, 38-28 (T)  
 2021—Titans, 23-21 (T)  
 2023—Saints, 16-15 (NO)  
 (RS Pts.—Titans 379, Saints 358)  
*\*Franchise in Houston prior to 1997; known as Oilers prior to 1999*

**NEW ORLEANS vs. \*WASHINGTON**  
 RS: Commanders lead series, 17-11  
 1967—Redskins, 30-10 (NO)  
 Saints, 30-14 (W)

1968—Saints, 37-17 (NO)  
 1969—Redskins, 26-20 (NO)  
 Redskins, 17-14 (W)

1971—Redskins, 24-14 (W)  
 1973—Saints, 19-3 (NO)  
 1975—Redskins, 41-3 (W)  
 1979—Saints, 14-10 (W)  
 1980—Redskins, 22-14 (W)  
 1982—Redskins, 27-10 (NO)  
 1986—Redskins, 14-6 (NO)  
 1988—Redskins, 27-24 (W)  
 1989—Redskins, 16-14 (NO)  
 1990—Redskins, 31-17 (W)  
 1992—Saints, 20-3 (NO)  
 1994—Redskins, 38-24 (NO)  
 2001—Redskins, 40-10 (NO)  
 2002—Saints, 43-27 (W)  
 2003—Saints, 24-20 (W)  
 2006—Redskins, 16-10 (NO)  
 2008—Redskins, 29-24 (W)  
 2009—Saints, 33-30 (W) OT  
 2012—Redskins, 40-32 (NO)  
 2015—Redskins, 47-14 (W)  
 2017—Saints, 34-31 (NO) OT  
 2018—Saints, 43-19 (NO)  
 2021—Saints, 33-22 (W)  
 (RS Pts.—Commanders 681, Saints 590)  
*\*Franchise known as Redskins prior to 2020; Washington Football Team prior to 2022*

**N.Y. GIANTS vs. ARIZONA**  
 RS: Giants lead series, 81-46-2;  
 See Arizona vs. N.Y. Giants

**N.Y. GIANTS vs. ATLANTA**  
 RS: Falcons lead series, 14-11-1;  
 PS: Giants lead series, 1-0;  
 See Atlanta vs. N.Y. Giants

**N.Y. GIANTS vs. BALTIMORE**  
 RS: Ravens lead series, 4-3;  
 PS: Ravens lead series, 1-0;  
 See Baltimore vs. N.Y. Giants

**N.Y. GIANTS vs. BUFFALO**  
 RS: Bills lead series, 8-6;  
 PS: Giants lead series, 1-0;  
 See Buffalo vs. N.Y. Giants

**N.Y. GIANTS vs. CAROLINA**  
 RS: Series tied, 6-6;  
 PS: Panthers lead series, 1-0;  
 See Carolina vs. N.Y. Giants

**N.Y. GIANTS vs. CHICAGO**  
 RS: Bears lead series, 31-22-2;  
 PS: Bears lead series, 5-3;  
 See Chicago vs. N.Y. Giants

**N.Y. GIANTS vs. CINCINNATI**  
 RS: Bengals lead series, 6-5;  
 See Cincinnati vs. N.Y. Giants

**N.Y. GIANTS vs. CLEVELAND**  
 RS: Browns lead series, 27-21-2;  
 PS: Series tied, 1-1;  
 See Cleveland vs. N.Y. Giants

**N.Y. GIANTS vs. DALLAS**  
 RS: Cowboys lead series, 75-46-2;  
 PS: Giants lead series, 1-0;  
 See Dallas vs. N.Y. Giants

**N.Y. GIANTS vs. DENVER**  
 RS: Broncos lead series, 7-6;  
 PS: Giants lead series, 1-0;  
 See Denver vs. N.Y. Giants

**N.Y. GIANTS vs. DETROIT**  
 RS: Lions lead series, 24-21-1;  
 PS: Lions lead series, 1-0;  
 See Detroit vs. N.Y. Giants

**N.Y. GIANTS vs. GREEN BAY**  
 RS: Packers lead series, 29-25-2;  
 PS: Packers lead series, 5-3;  
 See Green Bay vs. N.Y. Giants

**N.Y. GIANTS vs. HOUSTON**  
 RS: Giants lead series, 5-1;  
 See Houston vs. N.Y. Giants

**N.Y. GIANTS vs. INDIANAPOLIS**  
 RS: Colts lead series, 10-7;  
 PS: Colts lead series, 2-0;  
 See Indianapolis vs. N.Y. Giants

**N.Y. GIANTS vs. JACKSONVILLE**  
 RS: Series tied, 4-4;  
 See Jacksonville vs. N.Y. Giants

**N.Y. GIANTS vs. KANSAS CITY**  
 RS: Giants lead series, 11-4;  
 See Kansas City vs. N.Y. Giants

**N.Y. GIANTS vs. LAS VEGAS**  
 RS: Raiders lead series, 9-6;  
 See Las Vegas vs. N.Y. Giants

**N.Y. GIANTS vs. L.A. CHARGERS**  
 RS: Chargers lead series, 8-5;  
 See L.A. Chargers vs. N.Y. Giants

**N.Y. GIANTS vs. L.A. RAMS**  
 RS: Rams lead series, 29-16;  
 PS: Series tied, 1-1;  
 See L.A. Rams vs. N.Y. Giants

**N.Y. GIANTS vs. MIAMI**  
 RS: Giants lead series, 7-4;  
 See Miami vs. N.Y. Giants

**N.Y. GIANTS vs. MINNESOTA**  
 RS: Vikings lead series, 17-10;  
 PS: Giants lead series, 3-1;  
 See Minnesota vs. N.Y. Giants

**N.Y. GIANTS vs. NEW ENGLAND**  
 RS: Patriots lead series, 7-5;  
 PS: Giants lead series, 2-0;  
 See New England vs. N.Y. Giants

**N.Y. GIANTS vs. NEW ORLEANS**  
 RS: Giants lead series, 17-15;  
 See New Orleans vs. N.Y. Giants

**N.Y. GIANTS vs. N.Y. JETS**  
 RS: Giants lead series, 8-7  
 1970—Giants, 22-10 (NYJ)  
 1974—Jets, 26-20 (New Haven) OT  
 1981—Jets, 26-7 (NYG)  
 1984—Giants, 20-10 (NYJ)  
 1987—Giants, 20-7 (NYG)  
 1988—Jets, 27-21 (NYJ)  
 1993—Jets, 10-6 (NYG)  
 1996—Giants, 13-6 (NYJ)  
 1999—Giants, 41-28 (NYG)  
 2003—Giants, 31-28 (NYJ) OT  
 2007—Giants, 35-24 (NYG)  
 2011—Giants, 29-14 (NYJ)  
 2015—Jets, 23-20 (NYG) OT  
 2019—Jets, 34-27 (NYJ)  
 2023—Jets, 13-10 (NYG) OT  
 (RS Pts.—Giants 322, Jets 286)

**N.Y. GIANTS vs. PHILADELPHIA**  
 RS: Eagles lead series, 90-86-2;  
 PS: Eagles lead series, 3-2  
 1933—Giants, 56-0 (NY)  
 Giants, 20-14 (P)  
 1934—Giants, 17-0 (NY)  
 Eagles, 6-0 (P)  
 1935—Giants, 10-0 (NY)  
 Giants, 21-14 (P)  
 1936—Eagles, 10-7 (P)  
 Giants, 21-17 (NY)  
 1937—Giants, 16-7 (P)  
 Giants, 21-0 (NY)  
 1938—Eagles, 14-10 (P)  
 Giants, 17-7 (NY)  
 1939—Giants, 13-3 (P)  
 Giants, 27-10 (NY)  
 1940—Giants, 20-14 (P)  
 Giants, 17-7 (NY)  
 1941—Giants, 24-0 (P)  
 Giants, 16-0 (NY)  
 1942—Giants, 35-17 (NY)  
 Giants, 14-0 (P)  
 1944—Eagles, 24-17 (NY)  
 Tie, 21-21 (P)  
 1945—Eagles, 38-17 (P)  
 Giants, 28-21 (NY)  
 1946—Eagles, 24-14 (P)  
 Giants, 45-17 (NY)  
 1947—Eagles, 23-0 (P)  
 Eagles, 41-24 (NY)  
 1948—Eagles, 45-0 (P)  
 Eagles, 35-14 (NY)  
 1949—Eagles, 24-3 (NY)  
 Eagles, 17-3 (P)  
 1950—Giants, 7-3 (NY)  
 Giants, 9-7 (P)  
 1951—Giants, 26-24 (NY)  
 Giants, 23-7 (P)  
 1952—Giants, 31-7 (P)  
 Eagles, 14-10 (NY)  
 1953—Eagles, 30-7 (P)  
 Giants, 37-28 (NY)  
 1954—Giants, 27-14 (NY)  
 Eagles, 29-14 (P)  
 1955—Eagles, 27-17 (P)  
 Giants, 31-7 (NY)  
 1956—Giants, 20-3 (NY)  
 Giants, 21-7 (P)  
 1957—Giants, 24-20 (P)  
 Giants, 13-0 (NY)  
 1958—Eagles, 27-24 (P)  
 Giants, 24-10 (NY)

## ALL-TIME TEAM VS. TEAM RESULTS

1959—Eagles, 49-21 (P)  
Giants, 24-7 (NY)

1960—Eagles, 17-10 (NY)  
Eagles, 31-23 (P)

1961—Giants, 38-21 (NY)  
Giants, 28-24 (P)

1962—Giants, 29-13 (P)  
Giants, 19-14 (NY)

1963—Giants, 37-14 (P)  
Giants, 42-14 (NY)

1964—Eagles, 38-7 (P)  
Eagles, 23-17 (NY)

1965—Giants, 16-14 (P)  
Giants, 35-27 (NY)

1966—Eagles, 35-17 (P)  
Eagles, 31-3 (NY)

1967—Giants, 44-7 (NY)

1968—Giants, 34-25 (P)  
Giants, 7-6 (NY)

1969—Eagles, 23-20 (NY)

1970—Giants, 30-23 (NY)  
Eagles, 23-20 (P)

1971—Eagles, 23-7 (P)  
Eagles, 41-28 (NY)

1972—Giants, 27-12 (P)  
Giants, 62-10 (NY)

1973—Tie, 23-23 (NY)  
Eagles, 20-16 (P)

1974—Eagles, 35-7 (P)  
Eagles, 20-7 (New Haven)

1975—Giants, 23-14 (P)  
Eagles, 13-10 (NY)

1976—Eagles, 20-7 (P)  
Eagles, 10-0 (NY)

1977—Eagles, 28-10 (NY)  
Eagles, 17-14 (P)

1978—Eagles, 19-17 (NY)  
Eagles, 20-3 (P)

1979—Eagles, 23-17 (P)  
Eagles, 17-13 (NY)

1980—Eagles, 35-3 (P)  
Eagles, 31-16 (NY)

1981—Eagles, 24-10 (NY)  
Giants, 20-10 (P)  
\*Giants, 27-21 (P)

1982—Giants, 23-7 (NY)  
Giants, 26-24 (P)

1983—Eagles, 17-13 (NY)  
Giants, 23-0 (P)

1984—Giants, 28-27 (NY)  
Eagles, 24-10 (P)

1985—Giants, 21-0 (NY)  
Giants, 16-10 (P) OT

1986—Giants, 35-3 (NY)  
Giants, 17-14 (P)

1987—Giants, 20-17 (P)  
Giants, 23-20 (NY) OT

1988—Eagles, 24-13 (P)  
Eagles, 23-17 (NY) OT

1989—Eagles, 21-19 (P)  
Eagles, 24-17 (NY)

1990—Giants, 27-20 (NY)  
Eagles, 31-13 (P)

1991—Eagles, 30-7 (P)  
Eagles, 19-14 (NY)

1992—Eagles, 47-34 (NY)  
Eagles, 20-10 (P)

1993—Giants, 21-10 (NY)  
Giants, 7-3 (P)

1994—Giants, 28-23 (NY)  
Giants, 16-13 (P)

1995—Eagles, 17-14 (NY)  
Eagles, 28-19 (P)

1996—Eagles, 19-10 (NY)  
Eagles, 24-0 (P)

1997—Giants, 31-17 (NY)  
Giants, 31-21 (P)

1998—Giants, 20-0 (NY)  
Giants, 20-10 (P)

1999—Giants, 16-15 (NY)  
Giants, 23-17 (P) OT

2000—Giants, 33-18 (P)  
Giants, 24-7 (NY)  
\*\*Giants, 20-10 (NY)

2001—Eagles, 10-9 (NY)  
Eagles, 24-21 (P)

2002—Eagles, 17-3 (P)  
Giants, 10-7 (NY) OT

2003—Eagles, 14-10 (NY)  
Eagles, 28-10 (P)

2004—Eagles, 31-17 (P)  
Eagles, 27-6 (NY)

2005—Giants, 27-17 (NY)  
Giants, 26-23 (P) OT

2006—Giants, 30-24 (P) OT  
Eagles, 36-22 (NY)  
\*Eagles, 23-20 (P)

2007—Giants, 16-3 (NY)  
Giants, 16-13 (P)

2008—Giants, 36-31 (P)  
Eagles, 20-14 (NY)  
\*\*Eagles, 23-11 (NY)

2009—Eagles, 40-17 (P)  
Eagles, 45-38 (NY)

2010—Eagles, 27-17 (P)  
Eagles, 38-31 (NY)

2011—Giants, 29-16 (P)  
Eagles, 17-10 (NY)

2012—Eagles, 19-17 (P)  
Giants, 42-7 (NY)

2013—Eagles, 36-21 (NY)  
Giants, 15-7 (P)

2014—Eagles, 27-0 (P)  
Eagles, 34-26 (NY)

2015—Eagles, 27-7 (P)  
Eagles, 35-30 (NY)

2016—Giants, 28-23 (NY)  
Eagles, 24-19 (P)

2017—Eagles, 27-24 (P)  
Eagles, 34-29 (NY)

2018—Eagles, 34-13 (NY)  
Eagles, 25-22 (P)

2019—Eagles, 23-17 (P) OT  
Eagles, 34-17 (NY)

2020—Eagles, 22-21 (P)  
Giants, 27-17 (NY)

2021—Giants, 13-7 (NY)  
Eagles, 34-10 (P)

2022—Eagles, 48-22 (NY)  
Eagles, 22-16 (P)

2023—Eagles, 33-25 (P)  
Giants, 27-10 (NY)

(RS Pts.—Eagles 3,459, Giants 3,436)  
(PS Pts.—Eagles 115, Giants 85)

\*NFC Wild Card Playoff  
\*\*NFC Divisional Playoff

**N.Y. GIANTS vs. \*PITTSBURGH**  
RS: Giants lead series, 44-31-3

1933—Giants, 23-2 (P)  
Giants, 27-3 (NY)

1934—Giants, 14-12 (P)  
Giants, 17-7 (NY)

1935—Giants, 42-7 (P)  
Giants, 13-0 (NY)

1936—Pirates, 10-7 (P)

1937—Giants, 10-7 (P)  
Giants, 17-0 (NY)

1938—Giants, 27-14 (P)  
Pirates, 13-10 (NY)

1939—Giants, 14-7 (P)  
Giants, 23-7 (NY)

1940—Tie, 10-10 (P)  
Giants, 12-0 (NY)

1941—Giants, 37-10 (P)  
Giants, 28-7 (NY)

1942—Steelers, 13-10 (P)  
Steelers, 17-9 (NY)

1945—Giants, 34-6 (P)  
Steelers, 21-7 (NY)

1946—Giants, 17-14 (P)  
Giants, 7-0 (NY)

1947—Steelers, 38-21 (NY)  
Steelers, 24-7 (P)

1948—Giants, 34-27 (NY)  
Steelers, 38-28 (P)

1949—Steelers, 28-7 (P)  
Steelers, 21-17 (NY)

1950—Giants, 18-7 (P)  
Steelers, 17-6 (NY)

1951—Tie, 13-13 (P)  
Giants, 14-0 (NY)

1952—Steelers, 63-7 (P)

1953—Steelers, 24-14 (P)  
Steelers, 14-10 (NY)

1954—Giants, 30-6 (P)  
Giants, 24-3 (NY)

1955—Steelers, 30-23 (P)  
Steelers, 19-17 (NY)

1956—Giants, 38-10 (NY)  
Giants, 17-14 (P)

1957—Giants, 35-0 (NY)  
Steelers, 21-10 (P)

1958—Giants, 17-6 (NY)  
Steelers, 31-10 (P)

1959—Giants, 21-16 (P)  
Steelers, 14-9 (NY)

1960—Giants, 19-17 (P)  
Giants, 27-24 (NY)

1961—Giants, 17-14 (P)  
Giants, 42-21 (NY)

1962—Giants, 31-27 (P)  
Steelers, 20-17 (NY)

1963—Steelers, 31-0 (P)  
Giants, 33-17 (NY)

1964—Steelers, 27-24 (P)  
Steelers, 44-17 (NY)

1965—Giants, 23-13 (P)  
Giants, 35-10 (NY)

1966—Tie, 34-34 (P)  
Steelers, 47-28 (NY)

1967—Giants, 27-24 (P)  
Giants, 28-20 (NY)

1968—Giants, 34-20 (P)

1969—Giants, 10-7 (NY)  
Giants, 21-17 (P)

1971—Steelers, 17-13 (P)

1976—Steelers, 27-0 (NY)

1985—Giants, 28-10 (NY)

1991—Giants, 23-20 (P)

1994—Steelers, 10-6 (NY)

2000—Giants, 30-10 (NY)

2004—Steelers, 33-30 (NY)

2008—Giants, 21-14 (P)

2012—Steelers, 24-20 (NY)

2016—Steelers, 24-14 (P)

2020—Steelers, 26-16 (NY)  
(RS Pts.—Giants 1,530, Steelers 1,320)  
\*Steelers known as Pirates prior to 1940

**N.Y. GIANTS vs. SAN FRANCISCO**  
RS: 49ers lead series, 18-17;  
PS: Series tied, 4-4

1952—Giants, 23-14 (NY)

1956—Giants, 38-21 (SF)

1957—49ers, 27-17 (NY)

1960—Giants, 21-19 (SF)

1963—Giants, 48-14 (NY)

1968—49ers, 26-10 (NY)

1972—Giants, 23-17 (SF)

1975—Giants, 26-23 (SF)

1977—Giants, 20-17 (NY)

1978—Giants, 27-10 (NY)

1979—Giants, 32-16 (NY)

1980—49ers, 12-0 (SF)

1981—49ers, 17-10 (SF)  
\*49ers, 38-24 (SF)

## ALL-TIME TEAM VS. TEAM RESULTS

1984—49ers, 31-10 (NY)  
 \*49ers, 21-10 (SF)  
 1985—\*\*Giants, 17-3 (NY)  
 1986—Giants, 21-17 (SF)  
 \*Giants, 49-3 (NY)  
 1987—49ers, 41-21 (NY)  
 1988—49ers, 20-17 (NY)  
 1989—49ers, 34-24 (SF)  
 1990—49ers, 7-3 (SF)  
 \*\*\*Giants, 15-13 (SF)  
 1991—Giants, 16-14 (NY)  
 1992—49ers, 31-14 (NY)  
 1993—\*49ers, 44-3 (SF)  
 1995—49ers, 20-6 (SF)  
 1998—49ers, 31-7 (SF)  
 2002—49ers, 16-13 (NY)  
 \*\*49ers, 39-38 (SF)  
 2005—Giants, 24-6 (SF)  
 2007—Giants, 33-15 (NY)  
 2008—Giants, 29-17 (NY)  
 2011—49ers, 27-20 (SF)  
 \*\*\*Giants, 20-17 (SF) OT  
 2012—Giants, 26-3 (SF)  
 2014—49ers, 16-10 (NY)  
 2015—Giants, 30-27 (NY)  
 2017—49ers, 31-21 (SF)  
 2018—Giants, 27-23 (SF)  
 2020—49ers, 36-9 (NY)  
 2023—49ers, 30-12 (SF)  
 (RS Pts.—49ers 726, Giants 688)  
 (PS Pts.—49ers 178, Giants 176)  
 \*NFC Divisional Playoff  
 \*\*NFC Wild Card Playoff  
 \*\*\*NFC Championship  
**N.Y. GIANTS vs. SEATTLE**  
 RS: Seahawks lead series, 11-10  
 1976—Giants, 28-16 (NY)  
 1980—Giants, 27-21 (S)  
 1981—Giants, 32-0 (S)  
 1983—Seahawks, 17-12 (NY)  
 1986—Seahawks, 17-12 (S)  
 1989—Giants, 15-3 (NY)  
 1992—Giants, 23-10 (NY)  
 1995—Seahawks, 30-28 (S)  
 2001—Giants, 27-24 (NY)  
 2002—Giants, 9-6 (NY)  
 2005—Seahawks, 24-21 (S) OT  
 2006—Seahawks, 42-30 (S)  
 2008—Giants, 44-6 (NY)  
 2010—Giants, 41-7 (S)  
 2011—Seahawks, 36-25 (NY)  
 2013—Seahawks, 23-0 (NY)  
 2014—Seahawks, 38-17 (S)  
 2017—Seahawks, 24-7 (NY)  
 2020—Giants, 17-12 (S)  
 2022—Seahawks, 27-13 (S)  
 2023—Seahawks, 24-3 (NY)  
 (RS Pts.—Giants 431, Seahawks 407)  
**N.Y. GIANTS vs. TAMPA BAY**  
 RS: Giants lead series, 15-9;  
 PS: Giants lead series, 1-0  
 1977—Giants, 10-0 (TB)  
 1978—Giants, 19-13 (TB)  
 Giants, 17-14 (NY)  
 1979—Giants, 17-14 (NY)  
 Buccaneers, 31-3 (TB)  
 1980—Buccaneers, 30-13 (TB)  
 1984—Giants, 17-14 (NY)  
 Buccaneers, 20-17 (TB)  
 1985—Giants, 22-20 (NY)  
 1991—Giants, 21-14 (TB)  
 1993—Giants, 23-7 (NY)  
 1997—Buccaneers, 20-8 (NY)  
 1998—Buccaneers, 20-3 (TB)  
 1999—Giants, 17-13 (TB)  
 2003—Buccaneers, 19-13 (TB)  
 2006—Giants, 17-3 (NY)  
 2007—\*Giants, 24-14 (TB)

2009—Giants, 24-0 (TB)  
 2012—Giants, 41-34 (NY)  
 2015—Giants, 32-18 (TB)  
 2017—Buccaneers, 25-23 (TB)  
 2018—Giants, 38-35 (NY)  
 2019—Giants, 32-31 (TB)  
 2020—Buccaneers, 25-23 (NY)  
 2021—Buccaneers, 30-10 (TB)  
 (RS Pts.—Giants 460, Buccaneers 450)  
 (PS Pts.—Giants 24, Buccaneers 14)  
 \*NFC Wild Card Playoff  
**N.Y. GIANTS vs. \*TENNESSEE**  
 RS: Giants lead series, 7-6  
 1973—Giants, 34-14 (NY)  
 1982—Giants, 17-14 (NY)  
 1985—Giants, 35-14 (H)  
 1991—Giants, 24-20 (NY)  
 1994—Giants, 13-10 (H)  
 1997—Oilers, 10-6 (T)  
 2000—Titans, 28-14 (T)  
 2002—Titans, 32-29 (NY) OT  
 2006—Titans, 24-21 (T)  
 2010—Titans, 29-10 (NY)  
 2014—Giants, 36-7 (T)  
 2018—Titans, 17-0 (NY)  
 2022—Giants, 21-20 (T)  
 (RS Pts.—Giants 260, Titans 239)  
 \*Franchise in Houston prior to 1997; known  
 as Oilers prior to 1999  
**N.Y. GIANTS vs. \*WASHINGTON**  
 RS: Giants lead series, 107-70-5;  
 PS: Series tied, 1-1  
 1932—Braves, 14-6 (B)  
 Tie, 0-0 (NY)  
 1933—Redskins, 21-20 (B)  
 Giants, 7-0 (NY)  
 1934—Giants, 16-13 (B)  
 Giants, 3-0 (NY)  
 1935—Giants, 20-12 (B)  
 Giants, 17-6 (NY)  
 1936—Giants, 7-0 (B)  
 Redskins, 14-0 (NY)  
 1937—Redskins, 13-3 (W)  
 Redskins, 49-14 (NY)  
 1938—Giants, 10-7 (W)  
 Giants, 36-0 (NY)  
 1939—Tie, 0-0 (W)  
 Giants, 9-7 (NY)  
 1940—Redskins, 21-7 (W)  
 Giants, 21-7 (NY)  
 1941—Giants, 17-10 (W)  
 Giants, 20-13 (NY)  
 1942—Giants, 14-7 (W)  
 Redskins, 14-7 (NY)  
 1943—Giants, 14-10 (NY)  
 Giants, 31-7 (W)  
 \*\*Redskins, 28-0 (NY)  
 1944—Giants, 16-13 (NY)  
 Giants, 31-0 (W)  
 1945—Redskins, 24-14 (NY)  
 Redskins, 17-0 (W)  
 1946—Redskins, 24-14 (W)  
 Giants, 31-0 (NY)  
 1947—Redskins, 28-20 (W)  
 Giants, 35-10 (NY)  
 1948—Redskins, 41-10 (W)  
 Redskins, 28-21 (NY)  
 1949—Giants, 45-35 (W)  
 Giants, 23-7 (NY)  
 1950—Giants, 21-17 (W)  
 Giants, 24-21 (NY)  
 1951—Giants, 35-14 (W)  
 Giants, 28-14 (NY)  
 1952—Giants, 14-10 (W)  
 Redskins, 27-17 (NY)  
 1953—Redskins, 13-9 (W)  
 Redskins, 24-21 (NY)

1954—Giants, 51-21 (W)  
 Giants, 24-7 (NY)  
 1955—Giants, 35-7 (NY)  
 Giants, 27-20 (W)  
 1956—Redskins, 33-7 (W)  
 Giants, 28-14 (NY)  
 1957—Giants, 24-20 (W)  
 Redskins, 31-14 (NY)  
 1958—Giants, 21-14 (W)  
 Giants, 30-0 (NY)  
 1959—Giants, 45-14 (NY)  
 Giants, 24-10 (W)  
 1960—Tie, 24-24 (NY)  
 Giants, 17-3 (W)  
 1961—Giants, 24-21 (W)  
 Giants, 53-0 (NY)  
 1962—Giants, 49-34 (NY)  
 Giants, 42-24 (W)  
 1963—Giants, 24-14 (W)  
 Giants, 44-14 (NY)  
 1964—Giants, 13-10 (NY)  
 Redskins, 36-21 (W)  
 1965—Redskins, 23-7 (NY)  
 Giants, 27-10 (W)  
 1966—Giants, 13-10 (NY)  
 Redskins, 72-41 (W)  
 1967—Redskins, 38-34 (W)  
 1968—Giants, 48-21 (NY)  
 Giants, 13-10 (W)  
 1969—Redskins, 20-14 (W)  
 1970—Giants, 35-33 (NY)  
 Giants, 27-24 (W)  
 1971—Redskins, 30-3 (NY)  
 Redskins, 23-7 (W)  
 1972—Redskins, 23-16 (NY)  
 Redskins, 27-13 (W)  
 1973—Redskins, 21-3 (New Haven)  
 Redskins, 27-24 (W)  
 1974—Redskins, 13-10 (New Haven)  
 Redskins, 24-3 (W)  
 1975—Redskins, 49-13 (W)  
 Redskins, 21-13 (NY)  
 1976—Redskins, 19-17 (W)  
 Giants, 12-9 (NY)  
 1977—Giants, 20-17 (NY)  
 Giants, 17-6 (W)  
 1978—Giants, 17-6 (NY)  
 Redskins, 16-13 (W) OT  
 1979—Redskins, 27-0 (W)  
 Giants, 14-6 (NY)  
 1980—Redskins, 23-21 (NY)  
 Redskins, 16-13 (W)  
 1981—Giants, 17-7 (W)  
 Redskins, 30-27 (NY) OT  
 1982—Redskins, 27-17 (NY)  
 Redskins, 15-14 (W)  
 1983—Redskins, 33-17 (NY)  
 Redskins, 31-22 (W)  
 1984—Redskins, 30-14 (W)  
 Giants, 37-13 (NY)  
 1985—Giants, 17-3 (NY)  
 Redskins, 23-21 (W)  
 1986—Giants, 27-20 (NY)  
 Giants, 24-14 (W)  
 \*\*\*Giants, 17-0 (NY)  
 1987—Redskins, 38-12 (NY)  
 Redskins, 23-19 (W)  
 1988—Giants, 27-20 (NY)  
 Giants, 24-23 (W)  
 1989—Giants, 27-24 (W)  
 Giants, 20-17 (NY)  
 1990—Giants, 24-20 (W)  
 Giants, 21-10 (NY)  
 1991—Redskins, 17-13 (NY)  
 Redskins, 34-17 (W)  
 1992—Giants, 24-7 (W)  
 Redskins, 28-10 (NY)

## ALL-TIME TEAM VS. TEAM RESULTS

1993—Giants, 41-7 (W)  
Giants, 20-6 (NY)

1994—Giants, 31-23 (NY)  
Giants, 21-19 (W)

1995—Giants, 24-15 (W)  
Giants, 20-13 (NY)

1996—Redskins, 31-10 (NY)  
Redskins, 31-21 (W)

1997—Tie, 7-7 (W) OT  
Giants, 30-10 (NY)

1998—Giants, 31-24 (NY)  
Redskins, 21-14 (W)

1999—Redskins, 50-21 (NY)  
Redskins, 23-13 (W)

2000—Redskins, 16-6 (NY)  
Giants, 9-7 (W)

2001—Giants, 23-9 (NY)  
Redskins, 35-21 (W)

2002—Giants, 19-17 (NY)  
Giants, 27-21 (W)

2003—Giants, 24-21 (W) OT  
Redskins, 20-7 (NY)

2004—Giants, 20-14 (NY)  
Redskins, 31-7 (W)

2005—Giants, 36-0 (NY)  
Redskins, 35-20 (W)

2006—Giants, 19-3 (NY)  
Giants, 34-28 (W)

2007—Giants, 24-17 (W)  
Redskins, 22-10 (NY)

2008—Giants, 16-7 (NY)  
Giants, 23-7 (W)

2009—Giants, 23-17 (NY)  
Giants, 45-12 (W)

2010—Giants, 31-7 (NY)  
Giants, 17-14 (W)

2011—Redskins, 28-14 (W)  
Redskins, 23-10 (NY)

2012—Giants, 27-23 (NY)  
Redskins, 17-16 (W)

2013—Giants, 24-17 (W)  
Giants, 20-6 (NY)

2014—Giants, 45-14 (W)  
Giants, 24-13 (NY)

2015—Giants, 32-21 (NY)  
Redskins, 20-14 (W)

2016—Redskins, 29-27 (NY)  
Giants, 19-10 (W)

2017—Redskins, 20-10 (W)  
Giants, 18-10 (NY)

2018—Redskins, 20-13 (NY)  
Giants, 40-16 (W)

2019—Giants, 24-3 (NY)  
Giants, 41-35 (W) OT

2020—Giants, 20-19 (NY)  
Giants, 23-20 (W)

2021—Washington, 30-29 (W)  
Washington, 22-7 (NY)

2022—Tie, 20-20 (NY) OT  
Giants, 20-12 (W)

2023—Giants, 14-7 (NY)  
Giants, 31-19 (W)

(RS Pts.—Giants 3,716, Commanders 3,268)  
(PS Pts.—Commanders 28, Giants 17)

\*Franchise in Boston prior to 1937 and known as *Braves* prior to 1933; known as *Redskins* prior to 2020; known as *Washington Football Team* prior to 2022

\*\*Division Playoff

\*\*\*NFC Championship

### N.Y. JETS vs. ARIZONA

RS: Jets lead series, 6-4;  
See Arizona vs. N.Y. Jets

### N.Y. JETS vs. ATLANTA

RS: Falcons lead series, 9-5;  
See Atlanta vs. N.Y. Jets

### N.Y. JETS vs. BALTIMORE

RS: Ravens lead series, 10-2;  
See Baltimore vs. N.Y. Jets

### N.Y. JETS vs. BUFFALO

RS: Bills lead series, 68-58;  
PS: Bills lead series, 1-0;

See Buffalo vs. N.Y. Jets

### N.Y. JETS vs. CAROLINA

RS: Panthers lead series, 5-3;  
See Carolina vs. N.Y. Jets

### N.Y. JETS vs. CHICAGO

RS: Bears lead series, 9-4;  
See Chicago vs. N.Y. Jets

### N.Y. JETS vs. CINCINNATI

RS: Jets lead series, 16-11;  
PS: Jets lead series, 2-0;

See Cincinnati vs. N.Y. Jets

### N.Y. JETS vs. CLEVELAND

RS: Browns lead series, 15-14;  
PS: Browns lead series, 1-0;

See Cleveland vs. N.Y. Jets

### N.Y. JETS vs. DALLAS

RS: Cowboys lead series, 8-5;  
See Dallas vs. N.Y. Jets

### N.Y. JETS vs. DENVER

RS: Broncos lead series, 21-18-1;  
PS: Broncos lead series, 1-0;

See Denver vs. N.Y. Jets

### N.Y. JETS vs. DETROIT

RS: Lions lead series, 8-7;  
See Detroit vs. N.Y. Jets

### N.Y. JETS vs. GREEN BAY

RS: Jets lead series, 9-5;  
See Green Bay vs. N.Y. Jets

### N.Y. JETS vs. HOUSTON

RS: Jets lead series, 7-3;  
See Houston vs. N.Y. Jets

### N.Y. JETS vs. INDIANAPOLIS

RS: Colts lead series, 43-29;  
PS: Jets lead series, 3-1;

See Indianapolis vs. N.Y. Jets

### N.Y. JETS vs. JACKSONVILLE

RS: Jaguars lead series, 9-7;  
PS: Jets lead series, 1-0;

See Jacksonville vs. N.Y. Jets

### N.Y. JETS vs. KANSAS CITY

RS: Chiefs lead series, 20-18-1;  
PS: Series tied, 1-1;

See Kansas City vs. N.Y. Jets

### N.Y. JETS vs. LAS VEGAS

RS: Raiders lead series, 25-18-2;  
PS: Series tied, 2-2;

See Las Vegas vs. N.Y. Jets

### N.Y. JETS vs. L.A. CHARGERS

RS: Chargers lead series, 24-12-1;  
PS: Jets lead series, 2-0;

See L.A. Chargers vs. N.Y. Jets

### N.Y. JETS vs. L.A. RAMS

RS: Rams lead series, 10-5;  
See L.A. Rams vs. N.Y. Jets

### N.Y. JETS vs. MIAMI

RS: Dolphins lead series, 59-56-1;  
PS: Dolphins lead series, 1-0;

See Miami vs. N.Y. Jets

### N.Y. JETS vs. MINNESOTA

RS: Jets lead series, 8-4;  
See Minnesota vs. N.Y. Jets

### N.Y. JETS vs. NEW ENGLAND

RS: Patriots lead series, 72-54-1;  
PS: Patriots lead series, 2-1;

See New England vs. N.Y. Jets

### N.Y. JETS vs. NEW ORLEANS

RS: Saints lead series, 8-6;  
See New Orleans vs. N.Y. Jets

### N.Y. JETS vs. N.Y. GIANTS

RS: Giants lead series, 8-7;  
See N.Y. Giants vs. N.Y. Jets

### N.Y. JETS vs. PHILADELPHIA

RS: Eagles lead series, 12-1  
1973—Eagles, 24-23 (P)

1977—Eagles, 27-0 (P)

1978—Eagles, 17-9 (P)

1987—Eagles, 38-27 (NY)

1993—Eagles, 35-30 (NY)

1996—Eagles, 21-20 (NY)

2003—Eagles, 24-17 (P)

2007—Eagles, 16-9 (NY)

2011—Eagles, 45-19 (P)

2015—Eagles, 24-17 (NY)

2019—Eagles, 31-6 (P)

2021—Eagles, 33-18 (NY)

2023—Jets, 20-14 (NY)

(RS Pts.—Eagles 349, Jets 215)

### N.Y. JETS vs. PITTSBURGH

RS: Steelers lead series, 18-7;  
PS: Steelers lead series, 2-0

1970—Steelers, 21-17 (P)

1973—Steelers, 26-14 (P)

1975—Steelers, 20-7 (NY)

1977—Steelers, 23-20 (NY)

1978—Steelers, 28-17 (NY)

1981—Steelers, 38-10 (P)

1983—Steelers, 34-7 (NY)

1984—Steelers, 23-17 (NY)

1986—Steelers, 45-24 (NY)

1988—Jets, 24-20 (NY)

1989—Steelers, 13-0 (NY)

1990—Steelers, 24-7 (NY)

1992—Steelers, 27-10 (P)

2000—Steelers, 20-3 (NY)

2001—Steelers, 18-7 (P)

2003—Jets, 6-0 (NY)

2004—Steelers, 17-6 (P)

\*Steelers, 20-17 (P) OT

2007—Jets, 19-16 (NY) OT

2010—Jets, 22-17 (P)

\*\*Steelers, 24-19 (P)

2012—Steelers, 27-10 (P)

2013—Steelers, 19-6 (NY)

2014—Jets, 20-13 (NY)

2016—Steelers, 31-13 (P)

2019—Jets, 16-10 (NY)

2022—Jets, 24-20 (P)

(RS Pts.—Steelers 550, Jets 326)

(PS Pts.—Steelers 44, Jets 36)

\*\*AFC Divisional Playoff

\*\*AFC Championship

### N.Y. JETS vs. SAN FRANCISCO

RS: 49ers lead series, 11-3

1971—49ers, 24-21 (NY)

1976—49ers, 17-6 (SF)

1980—49ers, 37-27 (NY)

1983—Jets, 27-13 (SF)

1986—49ers, 24-10 (SF)

1989—49ers, 23-10 (NY)

1992—49ers, 31-14 (NY)

1998—49ers, 36-30 (SF) OT

2001—49ers, 19-17 (NY)

2004—Jets, 22-14 (NY)

2008—49ers, 24-14 (SF)

2012—49ers, 34-0 (NY)

2016—Jets, 23-17 (SF) OT

2020—49ers, 31-13 (NY)

(RS Pts.—49ers 344, Jets 234)

### N.Y. JETS vs. SEATTLE

RS: Seahawks lead series, 13-8

1977—Seahawks, 17-0 (NY)

1978—Seahawks, 24-17 (NY)

1979—Seahawks, 30-7 (S)

1980—Seahawks, 27-17 (NY)

1981—Seahawks, 19-3 (NY)

Seahawks, 27-23 (S)

1983—Seahawks, 17-10 (NY)

1985—Jets, 17-14 (NY)

1986—Jets, 38-7 (S)

1987—Jets, 30-14 (NY)

# ALL-TIME TEAM VS. TEAM RESULTS

1991—Seahawks, 20-13 (S)  
 1995—Jets, 16-10 (S)  
 1997—Jets, 41-3 (S)  
 1998—Jets, 32-31 (NY)  
 1999—Jets, 19-9 (NY)  
 2004—Jets, 37-14 (NY)  
 2008—Seahawks, 13-3 (S)  
 2012—Seahawks, 28-7 (S)  
 2016—Seahawks, 27-17 (NY)  
 2020—Seahawks, 40-3 (S)  
 2022—Seahawks, 23-6 (S)  
 (RS Pts.—Seahawks 414, Jets 356)  
**N.Y. JETS vs. TAMPA BAY**  
 RS: Jets lead series, 10-3  
 1976—Jets, 34-0 (NY)  
 1982—Jets, 32-17 (NY)  
 1984—Buccaneers, 41-21 (TB)  
 1985—Jets, 62-28 (NY)  
 1990—Jets, 16-14 (TB)  
 1991—Jets, 16-13 (NY)  
 1997—Jets, 31-0 (NY)  
 2000—Jets, 21-17 (TB)  
 2005—Jets, 14-12 (NY)  
 2009—Jets, 26-3 (TB)  
 2013—Jets, 18-17 (NY)  
 2017—Buccaneers, 15-10 (TB)  
 2021—Buccaneers, 28-24 (NY)  
 (RS Pts.—Jets 325, Buccaneers 205)  
**\*N.Y. JETS vs. \*\*TENNESSEE**  
 RS: Titans lead series, 24-20-1;  
 PS: Titans lead series, 1-0  
 1960—Oilers, 27-21 (H)  
     Oilers, 42-28 (NY)  
 1961—Oilers, 49-13 (H)  
     Oilers, 48-21 (NY)  
 1962—Oilers, 56-17 (H)  
     Oilers, 44-10 (NY)  
 1963—Jets, 24-17 (NY)  
     Oilers, 31-27 (H)  
 1964—Jets, 24-21 (NY)  
     Oilers, 33-17 (H)  
 1965—Oilers, 27-21 (H)  
     Jets, 41-14 (NY)  
 1966—Jets, 52-13 (NY)  
     Oilers, 24-0 (H)  
 1967—Tie, 28-28 (NY)  
 1968—Jets, 20-14 (H)  
     Jets, 26-7 (NY)  
 1969—Jets, 26-17 (NY)  
     Jets, 34-26 (H)  
 1972—Oilers, 26-20 (H)  
 1974—Oilers, 27-22 (NY)  
 1977—Oilers, 20-0 (H)  
 1979—Oilers, 27-24 (H) OT  
 1980—Jets, 31-28 (NY) OT  
 1981—Jets, 33-17 (NY)  
 1984—Oilers, 31-20 (H)  
 1988—Jets, 45-3 (NY)  
 1990—Jets, 17-12 (H)  
 1991—Oilers, 23-20 (NY)  
     \*\*\*Oilers, 17-10 (H)  
 1993—Oilers, 24-0 (H)  
 1994—Oilers, 24-10 (H)  
 1995—Oilers, 23-6 (H)  
 1996—Oilers, 35-10 (NY)  
 1998—Jets, 24-3 (T)  
 2003—Jets, 24-17 (NY)  
 2006—Jets, 23-16 (T)  
 2007—Titans, 10-6 (T)  
 2008—Jets, 34-13 (T)  
 2009—Jets, 24-17 (NY)  
 2012—Titans, 14-10 (T)  
 2013—Titans, 38-13 (T)  
 2014—Jets, 16-11 (T)  
 2015—Jets, 30-8 (NY)  
 2018—Titans, 26-22 (T)  
 2021—Jets, 27-24 (NY) OT

(RS Pts.—Titans 1,055, Jets 961)  
 (PS Pts.—Titans 17, Jets 10)  
*\*Jets known as Titans prior to 1963*  
*\*\*Franchise in Houston prior to 1997; known as Oilers prior to 1999*  
*\*\*\*AFC Wild Card Playoff*  
**N.Y. JETS vs. \*WASHINGTON**  
 RS: Commanders lead series, 8-5  
 1972—Redskins, 35-17 (NY)  
 1976—Redskins, 37-16 (NY)  
 1978—Redskins, 23-3 (W)  
 1987—Redskins, 17-16 (W)  
 1993—Jets, 3-0 (W)  
 1996—Redskins, 31-16 (W)  
 1999—Redskins, 27-20 (NY)  
 2003—Redskins, 16-13 (W)  
 2007—Redskins 23-20 (NY) OT  
 2011—Jets, 34-19 (W)  
 2015—Jets, 34-20 (NY)  
 2019—Jets, 34-17 (W)  
 2023—Jets, 30-28 (NY)  
 (RS Pts.—Commanders 293, Jets 256)  
*\*Franchise known as Redskins prior to 2020; Washington Football Team prior to 2022*

**PHILADELPHIA vs. ARIZONA**  
 RS: Cardinals lead series, 59-56-5;  
 PS: Cardinals lead series, 2-1;  
 See Arizona vs. Philadelphia  
**PHILADELPHIA vs. ATLANTA**  
 RS: Eagles lead series, 18-14-1;  
 PS: Eagles lead series, 3-1;  
 See Atlanta vs. Philadelphia  
**PHILADELPHIA vs. BALTIMORE**  
 RS: Ravens leads series, 3-2-1;  
 See Baltimore vs. Philadelphia  
**PHILADELPHIA vs. BUFFALO**  
 RS: Eagles lead series, 9-6;  
 See Buffalo vs. Philadelphia  
**PHILADELPHIA vs. CAROLINA**  
 RS: Eagles lead series, 8-4;  
 PS: Panthers lead series, 1-0;  
 See Carolina vs. Philadelphia  
**PHILADELPHIA vs. CHICAGO**  
 RS: Bears lead series, 28-14-1;  
 PS: Eagles lead series, 3-1;  
 See Chicago vs. Philadelphia  
**PHILADELPHIA vs. CINCINNATI**  
 RS: Bengals lead series, 9-3-2;  
 See Cincinnati vs. Philadelphia  
**PHILADELPHIA vs. CLEVELAND**  
 RS: Browns lead series, 32-17-1;  
 See Cleveland vs. Philadelphia  
**PHILADELPHIA vs. DALLAS**  
 RS: Cowboys lead series, 71-55;  
 PS: Cowboys lead series, 3-1;  
 See Dallas vs. Philadelphia  
**PHILADELPHIA vs. DENVER**  
 RS: Eagles lead series, 9-5;  
 See Denver vs. Philadelphia  
**PHILADELPHIA vs. DETROIT**  
 RS: Eagles lead series, 17-16-2;  
 PS: Eagles lead series, 1-0;  
 See Detroit vs. Philadelphia  
**PHILADELPHIA vs. GREEN BAY**  
 RS: Packers lead series, 27-16;  
 PS: Eagles lead series, 2-1;  
 See Green Bay vs. Philadelphia  
**PHILADELPHIA vs. HOUSTON**  
 RS: Eagles lead series, 6-0;  
 See Houston vs. Philadelphia  
**PHILADELPHIA vs. INDIANAPOLIS**  
 RS: Series tied, 10-10;  
 See Indianapolis vs. Philadelphia  
**PHILADELPHIA vs. JACKSONVILLE**  
 RS: Eagles lead series, 4-3;  
 See Jacksonville vs. Philadelphia

**PHILADELPHIA vs. KANSAS CITY**  
 RS: Series tied, 5-5;  
 PS: Chiefs lead series, 1-0;  
 See Kansas City vs. Philadelphia  
**PHILADELPHIA vs. LAS VEGAS**  
 RS: Eagles lead series, 7-6;  
 PS: Raiders lead series, 1-0;  
 See Las Vegas vs. Philadelphia  
**PHILADELPHIA vs. L.A. CHARGERS**  
 RS: Chargers lead series, 8-5;  
 See L.A. Chargers vs. Philadelphia  
**PHILADELPHIA vs. L.A. RAMS**  
 RS: Eagles lead series, 22-18-1  
 PS: Rams lead series, 2-1;  
 See L.A. Rams vs. Philadelphia  
**PHILADELPHIA vs. MIAMI**  
 RS: Dolphins lead series, 9-7;  
 See Miami vs. Philadelphia  
**PHILADELPHIA vs. MINNESOTA**  
 RS: Vikings lead series, 15-12;  
 PS: Eagles lead series, 4-0;  
 See Minnesota vs. Philadelphia  
**PHILADELPHIA vs. NEW ENGLAND**  
 RS: Eagles lead series, 8-6;  
 PS: Series tied, 1-1;  
 See New England vs. Philadelphia  
**PHILADELPHIA vs. NEW ORLEANS**  
 RS: Eagles lead series, 18-13;  
 PS: Saints lead series, 3-1;  
 See New Orleans vs. Philadelphia  
**PHILADELPHIA vs. N.Y. GIANTS**  
 RS: Eagles lead series, 90-86-2;  
 PS: Eagles lead series, 3-2;  
 See N.Y. Giants vs. Philadelphia  
**PHILADELPHIA vs. N.Y. JETS**  
 RS: Eagles lead series, 12-1;  
 See N.Y. Jets vs. Philadelphia  
**PHILADELPHIA vs. \*PITTSBURGH**  
 RS: Eagles lead series, 48-29-3;  
 PS: Eagles lead series, 1-0  
 1933—Eagles, 25-6 (Phila)  
 1934—Eagles, 17-0 (Pitt)  
     Pirates, 9-7 (Phila)  
 1935—Pirates, 17-7 (Phila)  
     Eagles, 17-6 (Pitt)  
 1936—Pirates, 17-0 (Pitt)  
     Pirates, 6-0 (Johnstown, Pa.)  
 1937—Pirates, 27-14 (Pitt)  
     Pirates, 16-7 (Pitt)  
 1938—Eagles, 27-7 (Buffalo)  
     Eagles, 14-7 (Charleston, W. Va.)  
 1939—Eagles, 17-14 (Phila)  
     Pirates, 24-12 (Pitt)  
 1940—Steelers, 7-3 (Pitt)  
     Eagles, 7-0 (Phila)  
 1941—Eagles, 10-7 (Pitt)  
     Tie, 7-7 (Phila)  
 1942—Eagles, 24-14 (Pitt)  
     Steelers, 14-0 (Phila)  
 1945—Eagles, 45-3 (Pitt)  
     Eagles, 30-6 (Phila)  
 1946—Steelers, 10-7 (Pitt)  
     Eagles, 10-7 (Phila)  
 1947—Steelers, 35-24 (Pitt)  
     Eagles, 21-0 (Phila)  
     \*\*Eagles, 21-0 (Pitt)  
 1948—Eagles, 34-7 (Pitt)  
     Eagles, 17-0 (Phila)  
 1949—Eagles, 38-7 (Pitt)  
     Eagles, 34-17 (Phila)  
 1950—Eagles, 17-10 (Pitt)  
     Steelers, 9-7 (Phila)  
 1951—Eagles, 34-13 (Pitt)  
     Steelers, 17-13 (Phila)  
 1952—Eagles, 31-25 (Pitt)  
     Eagles, 26-21 (Phila)  
 1953—Eagles, 23-17 (Phila)  
     Eagles, 35-7 (Pitt)

## ALL-TIME TEAM VS. TEAM RESULTS

1954—Eagles, 24-22 (Phila)  
Steelers, 17-7 (Pitt)

1955—Steelers, 13-7 (Pitt)  
Eagles, 24-0 (Phila)

1956—Eagles, 35-21 (Pitt)  
Eagles, 14-7 (Phila)

1957—Steelers, 6-0 (Pitt)  
Eagles, 7-6 (Phila)

1958—Steelers, 24-3 (Pitt)  
Steelers, 31-24 (Phila)

1959—Eagles, 28-24 (Phila)  
Steelers, 31-0 (Pitt)

1960—Eagles, 34-7 (Phila)  
Steelers, 27-21 (Pitt)

1961—Eagles, 21-16 (Phila)  
Eagles, 35-24 (Pitt)

1962—Steelers, 13-7 (Pitt)  
Steelers, 26-17 (Phila)

1963—Tie, 21-21 (Phila)  
Tie, 20-20 (Pitt)

1964—Eagles, 21-7 (Phila)  
Eagles, 34-10 (Pitt)

1965—Steelers, 20-14 (Phila)  
Eagles, 47-13 (Pitt)

1966—Eagles, 31-14 (Pitt)  
Eagles, 27-23 (Phila)

1967—Eagles, 34-24 (Phila)

1968—Steelers, 6-3 (Pitt)

1969—Eagles, 41-27 (Phila)

1970—Eagles, 30-20 (Phila)

1974—Steelers, 27-0 (Pitt)

1979—Eagles, 17-14 (Phila)

1988—Eagles, 27-26 (Pitt)

1991—Eagles, 23-14 (Phila)

1994—Steelers, 14-3 (Pitt)

1997—Eagles, 23-20 (Phila)

2000—Eagles, 26-23 (Pitt) OT

2004—Steelers, 27-3 (Pitt)

2008—Eagles, 15-6 (Phila)

2012—Steelers, 16-14 (Pitt)

2016—Eagles, 34-3 (Phila)

2020—Steelers, 38-29 (Pitt)

2022—Eagles, 35-13 (Phila)  
(RS Pts.—Eagles 1,541, Steelers 1,167)  
(PS Pts.—Eagles 21, Steelers 0)  
*\*Steelers known as Pirates prior to 1940*  
*\*\*Division Playoff*

**PHILADELPHIA vs. SAN FRANCISCO**  
RS: 49ers lead series, 20-14-1;  
PS: Series tied, 1-1

1951—Eagles, 21-14 (P)

1953—49ers, 31-21 (SF)

1956—Tie, 10-10 (P)

1958—49ers, 30-24 (P)

1959—49ers, 24-14 (SF)

1964—49ers, 28-24 (P)

1966—Eagles, 35-34 (SF)

1967—49ers, 28-27 (P)

1969—49ers, 14-13 (SF)

1971—49ers, 31-3 (P)

1973—49ers, 38-28 (SF)

1975—Eagles, 27-17 (P)

1983—Eagles, 22-17 (SF)

1984—49ers, 21-9 (P)

1985—49ers, 24-13 (SF)

1989—49ers, 38-28 (P)

1991—49ers, 23-7 (P)

1992—49ers, 20-14 (SF)

1993—Eagles, 37-34 (SF) OT

1994—Eagles, 40-8 (SF)

1996—49ers, 14-0 (SF)

1997—49ers, 24-12 (P)

2001—49ers, 13-3 (SF)

2002—Eagles, 38-17 (SF)

2003—49ers, 31-28 (P) OT

2005—Eagles, 42-3 (P)

2006—Eagles, 38-24 (SF)

2008—Eagles, 40-26 (SF)

2009—Eagles, 27-13 (P)

2010—Eagles, 27-24 (SF)

2011—49ers, 24-23 (P)

2014—49ers, 26-21 (SF)

2017—Eagles, 33-10 (P)

2020—Eagles, 25-20 (SF)

2021—49ers, 17-11 (P)

2022—\*\*Eagles, 31-7 (P)

2023—49ers, 42-19 (P)  
(RS Pts.—Eagles 804, 49ers 798)  
(PS Pts.—Eagles 31, 49ers 21)  
*\*NFC Wild Card Playoff*  
*\*\*NFC Championship*

**PHILADELPHIA vs. SEATTLE**  
RS: Seahawks lead series, 12-7;  
PS: Seahawks lead series, 1-0

1976—Eagles, 27-10 (P)

1980—Eagles, 27-20 (S)

1986—Seahawks, 24-20 (S)

1989—Eagles, 31-7 (P)

1992—Eagles, 20-17 (S) OT

1995—Seahawks, 26-14 (S)

1998—Seahawks, 38-0 (P)

2001—Eagles, 27-3 (S)

2002—Eagles, 27-20 (S)

2005—Seahawks, 42-0 (P)

2007—Seahawks, 28-24 (P)

2008—Eagles, 26-7 (S)

2011—Seahawks, 31-14 (S)

2014—Seahawks, 24-14 (P)

2016—Seahawks, 26-15 (S)

2017—Seahawks, 24-10 (S)

2019—Seahawks, 17-9 (P)  
*\*Seahawks, 17-9 (P)*

2020—Seahawks, 23-17 (P)

2023—Seahawks, 20-17 (S)  
(RS Pts.—Seahawks 407, Eagles 339)  
(PS Pts.—Seahawks 17, Eagles 9)  
*\*NFC Wild Card Playoff*

**PHILADELPHIA vs. TAMPA BAY**  
RS: Eagles lead series, 9-8;  
PS: Buccaneers lead series, 4-2

1977—Eagles, 13-3 (P)

1979—\*Buccaneers, 24-17 (TB)

1981—Eagles, 20-10 (P)

1988—Eagles, 41-14 (TB)

1991—Buccaneers, 14-13 (TB)

1995—Buccaneers, 21-6 (P)

1999—Buccaneers, 19-5 (P)

2000—\*\*Eagles, 21-3 (P)

2001—Eagles, 17-13 (TB)  
*\*\*Eagles, 31-9 (P)*

2002—Eagles, 20-10 (P)  
*\*\*\*Buccaneers, 27-10 (P)*

2003—Buccaneers, 17-0 (P)

2006—Buccaneers, 23-21 (TB)

2009—Eagles, 33-14 (P)

2012—Eagles, 23-21 (TB)

2013—Eagles, 31-20 (TB)

2015—Buccaneers, 45-17 (P)

2018—Buccaneers, 27-21 (TB)

2021—Buccaneers, 28-22 (P)  
*\*\*Buccaneers, 31-15 (TB)*

2023—Eagles, 25-11 (TB)  
*\*\*Buccaneers, 32-9 (TB)*  
(RS Pts.—Eagles 328, Buccaneers 310)  
(PS Pts.—Buccaneers 126, Eagles 103)  
*\*NFC Divisional Playoff*  
*\*\*NFC Wild Card Playoff*  
*\*\*\*NFC Championship*

**PHILADELPHIA vs. TENNESSEE**  
RS: Eagles lead series, 8-5

1972—Eagles, 18-17 (H)

1979—Eagles, 26-20 (H)

1982—Eagles, 35-14 (P)

1988—Eagles, 32-23 (P)

1991—Eagles, 13-6 (H)

1994—Eagles, 21-6 (P)

2000—Titans, 15-13 (P)

2002—Titans, 27-24 (T)

2006—Titans, 31-13 (P)

2010—Titans, 37-19 (T)

2014—Eagles, 43-24 (P)

2018—Titans, 26-23 (T) OT

2022—Eagles, 35-10 (P)  
(RS Pts.—Eagles 315, Titans 256)  
*\*Franchise in Houston prior to 1997; known as Oilers prior to 1999*

**PHILADELPHIA vs. WASHINGTON**  
RS: Commanders lead series, 88-84-5;  
PS: Commanders lead series, 1-0

1934—Redskins, 6-0 (B)  
Redskins, 14-7 (P)

1935—Eagles, 7-6 (B)

1936—Redskins, 26-3 (P)  
Redskins, 17-7 (B)

1937—Eagles, 14-0 (W)  
Redskins, 10-7 (P)

1938—Redskins, 26-23 (P)  
Redskins, 20-14 (W)

1939—Redskins, 7-0 (P)  
Redskins, 7-6 (W)

1940—Redskins, 34-17 (P)  
Redskins, 13-6 (W)

1941—Redskins, 21-17 (P)  
Redskins, 20-14 (W)

1942—Redskins, 14-10 (P)  
Redskins, 30-27 (W)

1944—Tie, 31-31 (P)  
Eagles, 37-7 (W)

1945—Redskins, 24-14 (W)  
Eagles, 16-0 (P)

1946—Eagles, 28-24 (W)  
Redskins, 27-10 (P)

1947—Eagles, 45-42 (P)  
Eagles, 38-14 (W)

1948—Eagles, 45-0 (W)  
Eagles, 42-21 (P)

1949—Eagles, 49-14 (P)  
Eagles, 44-21 (W)

1950—Eagles, 35-3 (P)  
Eagles, 33-0 (W)

1951—Redskins, 27-23 (P)  
Eagles, 35-21 (W)

1952—Eagles, 38-20 (P)  
Redskins, 27-21 (W)

1953—Tie, 21-21 (P)  
Redskins, 10-0 (W)

1954—Eagles, 49-21 (W)  
Eagles, 41-33 (P)

1955—Redskins, 31-30 (P)  
Redskins, 34-21 (W)

1956—Eagles, 13-9 (P)  
Redskins, 19-17 (W)

1957—Eagles, 21-12 (P)  
Redskins, 42-7 (W)

1958—Redskins, 24-14 (P)  
Redskins, 20-0 (W)

1959—Eagles, 30-23 (P)  
Eagles, 34-14 (W)

1960—Eagles, 19-13 (W)  
Eagles, 38-28 (W)

1961—Eagles, 14-7 (P)  
Eagles, 27-24 (W)

1962—Redskins, 27-21 (P)  
Eagles, 37-14 (W)

1963—Eagles, 37-24 (W)  
Redskins, 13-10 (P)

1964—Redskins, 35-20 (W)  
Redskins, 21-10 (P)

1965—Redskins, 23-21 (W)  
Eagles, 21-14 (P)

1966—Redskins, 27-13 (P)  
Eagles, 37-28 (W)

1967—Eagles, 35-24 (P)  
Tie, 35-35 (W)

## ALL-TIME TEAM VS. TEAM RESULTS

1968—Redskins, 17-14 (W)  
Redskins, 16-10 (P)

1969—Tie, 28-28 (W)  
Redskins, 34-29 (P)

1970—Redskins, 33-21 (P)  
Redskins, 24-6 (W)

1971—Tie, 7-7 (W)  
Redskins, 20-13 (P)

1972—Redskins, 14-0 (W)  
Redskins, 23-7 (P)

1973—Redskins, 28-7 (P)  
Redskins, 38-20 (W)

1974—Redskins, 27-20 (P)  
Redskins, 26-7 (W)

1975—Eagles, 26-10 (P)  
Eagles, 26-3 (W)

1976—Redskins, 20-17 (P) OT  
Redskins, 24-0 (W)

1977—Redskins, 23-17 (W)  
Redskins, 17-14 (P)

1978—Redskins, 35-30 (W)  
Eagles, 17-10 (P)

1979—Eagles, 28-17 (P)  
Redskins, 17-7 (W)

1980—Eagles, 24-14 (P)  
Eagles, 24-0 (W)

1981—Eagles, 36-13 (P)  
Redskins, 15-13 (W)

1982—Redskins, 37-34 (P) OT  
Redskins, 13-9 (W)

1983—Redskins, 23-13 (P)  
Redskins, 28-24 (W)

1984—Redskins, 20-0 (W)  
Eagles, 16-10 (P)

1985—Eagles, 19-6 (W)  
Redskins, 17-12 (P)

1986—Redskins, 41-14 (W)  
Redskins, 21-14 (P)

1987—Redskins, 34-24 (W)  
Eagles, 31-27 (P)

1988—Redskins, 17-10 (W)  
Redskins, 20-19 (P)

1989—Eagles, 42-37 (W)  
Redskins, 10-3 (P)

1990—Redskins, 13-7 (W)  
Eagles, 28-14 (P)  
\*\*Redskins, 20-6 (P)

1991—Redskins, 23-0 (W)  
Eagles, 24-22 (P)

1992—Redskins, 16-12 (W)  
Eagles, 17-13 (P)

1993—Eagles, 34-31 (P)  
Eagles, 17-14 (W)

1994—Eagles, 21-17 (P)  
Eagles, 31-29 (W)

1995—Eagles, 37-34 (P) OT  
Eagles, 14-7 (W)

1996—Eagles, 17-14 (W)  
Redskins, 26-21 (P)

1997—Eagles, 24-10 (P)  
Redskins, 35-32 (W)

1998—Eagles, 17-12 (P)  
Redskins, 28-3 (W)

1999—Eagles, 35-28 (P)  
Redskins, 20-17 (W) OT

2000—Redskins, 17-14 (P)  
Eagles, 23-20 (W)

2001—Redskins, 13-3 (P)  
Eagles, 20-6 (W)

2002—Eagles, 37-7 (W)  
Eagles, 34-21 (P)

2003—Eagles, 27-25 (P)  
Eagles, 31-7 (W)

2004—Eagles, 28-6 (P)  
Eagles, 17-14 (W)

2005—Redskins, 17-10 (W)  
Redskins, 31-20 (P)

2006—Eagles, 27-3 (P)  
Eagles, 21-19 (W)

2007—Redskins, 20-12 (P)  
Eagles, 33-25 (W)

2008—Redskins, 23-17 (P)  
Redskins, 10-3 (W)

2009—Eagles, 27-17 (W)  
Eagles, 27-24 (P)

2010—Redskins, 17-12 (P)  
Eagles, 59-28 (W)

2011—Eagles, 20-13 (W)  
Eagles, 34-10 (P)

2012—Redskins, 31-6 (W)  
Redskins, 27-20 (P)

2013—Eagles, 33-27 (W)  
Eagles, 24-16 (P)

2014—Eagles, 37-34 (P)  
Redskins, 27-24 (W)

2015—Redskins, 23-20 (W)  
Redskins, 38-24 (P)

2016—Redskins, 27-20 (W)  
Redskins, 27-22 (P)

2017—Eagles, 30-17 (W)  
Eagles, 34-24 (P)

2018—Eagles, 28-13 (P)  
Eagles, 24-0 (W)

2019—Eagles, 32-27 (P)  
Eagles, 37-27 (W)

2020—Washington, 27-17 (W)  
Washington, 20-14 (P)

2021—Eagles, 27-17 (P)  
Eagles, 20-16 (W)

2022—Eagles, 24-8 (W)  
Commanders, 32-21 (P)

2023—Eagles, 34-31 (P) OT  
Eagles, 38-31 (W)

(RS Pts.—Eagles 3,782; Commanders 3,544)  
(PS Pts.—Commanders 20, Eagles 6)  
*\*Franchise in Boston prior to 1937 and known as Redskins prior to 2020; known as Washington Football Team prior to 2022*  
*\*\*NFC Wild Card Playoff*

### PITTSBURGH vs. ARIZONA

RS: Steelers lead series, 34-24-3;  
PS: Steelers lead series, 1-0;  
See Arizona vs. Pittsburgh

### PITTSBURGH vs. ATLANTA

RS: Steelers lead series, 15-2-1;  
See Atlanta vs. Pittsburgh

### PITTSBURGH vs. BALTIMORE

RS: Steelers lead series, 32-24;  
PS: Steelers lead series, 3-1;  
See Baltimore vs. Pittsburgh

### PITTSBURGH vs. BUFFALO

RS: Steelers lead series, 15-11;  
PS: Series tied, 2-2;  
See Buffalo vs. Pittsburgh

### PITTSBURGH vs. CAROLINA

RS: Steelers lead series, 7-1;  
See Carolina vs. Pittsburgh

### PITTSBURGH vs. CHICAGO

RS: Bears lead series, 19-8-1;  
See Chicago vs. Pittsburgh

### PITTSBURGH vs. CINCINNATI

RS: Steelers lead series, 68-39;  
PS: Steelers lead series, 2-0;  
See Cincinnati vs. Pittsburgh

### PITTSBURGH vs. CLEVELAND

RS: Steelers lead series, 79-62-1;  
PS: Steelers lead series, 2-1;  
See Cleveland vs. Pittsburgh

### PITTSBURGH vs. DALLAS

RS: Cowboys lead series, 16-14;  
PS: Steelers lead series, 2-1;  
See Dallas vs. Pittsburgh

### PITTSBURGH vs. DENVER

RS: Broncos lead series, 15-10-1;  
PS: Broncos lead series, 5-3;  
See Denver vs. Pittsburgh

### PITTSBURGH vs. DETROIT

RS: Steelers lead series, 17-14-2;  
See Detroit vs. Pittsburgh

### PITTSBURGH vs. GREEN BAY

RS: Packers lead series, 19-17;  
PS: Packers lead series, 1-0;  
See Green Bay vs. Pittsburgh

### PITTSBURGH vs. HOUSTON

RS: Steelers lead series, 5-3;  
See Houston vs. Pittsburgh

### PITTSBURGH vs. INDIANAPOLIS

RS: Steelers lead series, 21-7;  
PS: Steelers lead series, 5-0;  
See Indianapolis vs. Pittsburgh

### PITTSBURGH vs. JACKSONVILLE

RS: Series tied, 13-13;  
PS: Jaguars lead series, 2-0;  
See Jacksonville vs. Pittsburgh

### PITTSBURGH vs. KANSAS CITY

RS: Steelers lead series, 22-12;  
PS: Chiefs lead series, 2-1;  
See Kansas City vs. Pittsburgh

### PITTSBURGH vs. LAS VEGAS

RS: Raiders lead series, 14-12;  
PS: Series tied, 3-3;  
See Las Vegas vs. Pittsburgh

### PITTSBURGH vs. L.A. CHARGERS

RS: Steelers lead series, 23-9;  
PS: Chargers lead series, 2-1;  
See L.A. Chargers vs. Pittsburgh

### PITTSBURGH vs. L.A. RAMS

RS: Rams lead series, 15-10-2;  
PS: Steelers lead series, 1-0;  
See Los Angeles vs. Pittsburgh

### PITTSBURGH vs. MIAMI

RS: Steelers lead series, 13-12;  
PS: Series tied, 2-2;  
See Miami vs. Pittsburgh

### PITTSBURGH vs. MINNESOTA

RS: Vikings lead series, 10-8;  
PS: Steelers lead series, 1-0;  
See Minnesota vs. Pittsburgh

### PITTSBURGH vs. NEW ENGLAND

RS: Series tied, 15-15;  
PS: Patriots lead series, 4-1;  
See New England vs. Pittsburgh

### PITTSBURGH vs. NEW ORLEANS

RS: Saints lead series, 9-8;  
See New Orleans vs. Pittsburgh

### PITTSBURGH vs. N.Y. GIANTS

RS: Giants lead series, 44-31-3;  
See N.Y. Giants vs. Pittsburgh

### PITTSBURGH vs. N.Y. JETS

RS: Steelers lead series, 18-7;  
PS: Steelers lead series, 2-0;  
See N.Y. Jets vs. Pittsburgh

### PITTSBURGH vs. PHILADELPHIA

RS: Eagles lead series, 48-29-3  
PS: Eagles lead series, 1-0;  
See Philadelphia vs. Pittsburgh

### PITTSBURGH vs. SAN FRANCISCO

RS: 49ers lead series, 13-10  
1951—49ers, 28-24 (P)  
1952—Steelers, 24-7 (SF)  
1954—49ers, 31-3 (P)  
1958—49ers, 23-20 (SF)  
1961—Steelers, 20-10 (P)  
1965—49ers, 27-17 (SF)  
1968—49ers, 45-28 (P)  
1973—Steelers, 37-14 (SF)  
1977—Steelers, 27-0 (P)  
1978—Steelers, 24-7 (SF)  
1981—49ers, 17-14 (P)  
1984—Steelers, 20-17 (SF)  
1987—Steelers, 30-17 (P)  
1990—49ers, 27-7 (SF)  
1993—49ers, 24-13 (P)  
1996—49ers, 25-15 (P)  
1999—Steelers, 27-6 (SF)

## ALL-TIME TEAM VS. TEAM RESULTS

2003—49ers, 30-14 (SF)  
 2007—Steelers, 37-16 (P)  
 2011—49ers, 20-3 (SF)  
 2015—Steelers, 43-18 (P)  
 2019—49ers, 24-20 (SF)  
 2023—49ers, 30-7 (P)  
 (RS Pts.—Steelers 474, 49ers 463)

### PITTSBURGH vs. SEATTLE

RS: Series tied 10-10;  
 PS: Steelers lead series, 1-0  
 1977—Steelers, 30-20 (P)  
 1978—Steelers, 21-10 (P)  
 1981—Seahawks, 24-21 (S)  
 1982—Seahawks, 16-0 (S)  
 1983—Steelers, 27-21 (S)  
 1986—Seahawks, 30-0 (S)  
 1987—Steelers, 13-9 (P)  
 1991—Seahawks, 27-7 (P)  
 1992—Steelers, 20-14 (P)  
 1993—Seahawks, 16-6 (S)  
 1994—Seahawks, 30-13 (S)  
 1998—Steelers, 13-10 (P)  
 1999—Seahawks, 29-10 (P)  
 2003—Seahawks, 23-16 (S)  
 2005—\*Steelers, 21-10 (Detroit)  
 2007—Steelers, 21-0 (P)  
 2011—Steelers, 24-0 (P)  
 2015—Seahawks, 39-30 (S)  
 2019—Seahawks, 28-26 (P)  
 2021—Steelers, 23-20 (P) OT  
 2023—Steelers, 30-23 (S)  
 (RS Pts.—Seahawks 389, Steelers 351)  
 (PS Pts.—Steelers 21, Seahawks 10)  
 \*Super Bowl XL

### PITTSBURGH vs. TAMPA BAY

RS: Steelers lead series, 10-2  
 1976—Steelers, 42-0 (P)  
 1980—Steelers, 24-21 (TB)  
 1983—Steelers, 17-12 (P)  
 1989—Steelers, 31-22 (TB)  
 1998—Buccaneers, 16-3 (TB)  
 2001—Steelers, 17-10 (TB)  
 2002—Steelers, 17-7 (TB)  
 2006—Steelers, 20-3 (P)  
 2010—Steelers, 38-13 (TB)  
 2014—Buccaneers, 27-24 (P)  
 2018—Steelers, 30-27 (TB)  
 2022—Steelers, 20-18 (P)  
 (RS Pts.—Steelers 283, Buccaneers 176)

### PITTSBURGH vs. \*TENNESSEE

RS: Steelers lead series, 46-31;  
 PS: Steelers lead series, 3-1  
 1970—Oilers, 19-7 (P)  
     Steelers, 7-3 (H)  
 1971—Steelers, 23-16 (P)  
     Oilers, 29-3 (H)  
 1972—Steelers, 24-7 (P)  
     Steelers, 9-3 (H)  
 1973—Steelers, 36-7 (H)  
     Steelers, 33-7 (P)  
 1974—Steelers, 13-7 (H)  
     Oilers, 13-10 (P)  
 1975—Steelers, 24-17 (P)  
     Steelers, 32-9 (H)  
 1976—Steelers, 32-16 (P)  
     Steelers, 21-0 (H)  
 1977—Oilers, 27-10 (H)  
     Steelers, 27-10 (P)  
 1978—Oilers, 24-17 (P)  
     Steelers, 13-3 (H)  
     \*\*Steelers, 34-5 (P)  
 1979—Steelers, 38-7 (P)  
     Oilers, 20-17 (H)  
     \*\*Steelers, 27-13 (P)  
 1980—Steelers, 31-17 (P)  
     Oilers, 6-0 (H)  
 1981—Steelers, 26-13 (P)  
     Oilers, 21-20 (H)

1982—Steelers, 24-10 (H)  
 1983—Steelers, 40-28 (H)  
     Steelers, 17-10 (P)  
 1984—Steelers, 35-7 (P)  
     Oilers, 23-20 (H) OT  
 1985—Steelers, 20-0 (P)  
     Steelers, 30-7 (H)  
 1986—Steelers, 22-16 (H) OT  
     Steelers, 21-10 (P)  
 1987—Oilers, 23-3 (P)  
     Oilers, 24-16 (H)  
 1988—Oilers, 34-14 (P)  
     Steelers, 37-34 (H)  
 1989—Oilers, 27-0 (H)  
     Oilers, 23-16 (P)  
     \*\*\*Steelers, 26-23 (H) OT  
 1990—Steelers, 20-9 (P)  
     Oilers, 34-14 (H)  
 1991—Steelers, 26-14 (P)  
     Oilers, 31-6 (H)  
 1992—Steelers, 29-24 (H)  
     Steelers, 21-20 (P)  
 1993—Oilers, 23-3 (H)  
     Oilers, 26-17 (P)  
 1994—Steelers, 30-14 (P)  
     Steelers, 12-9 (H) OT  
 1995—Steelers, 34-17 (H)  
     Steelers, 21-7 (P)  
 1996—Steelers, 30-16 (P)  
     Oilers, 23-13 (H)  
 1997—Steelers, 37-24 (P)  
     Oilers, 16-6 (T)  
 1998—Oilers, 41-31 (P)  
     Oilers, 23-14 (T)  
 1999—Titans, 16-10 (T)  
     Titans, 47-36 (P)  
 2000—Titans, 23-20 (P)  
     Titans, 9-7 (T)  
 2001—Steelers, 34-7 (P)  
     Steelers, 34-24 (T)  
 2002—Titans, 31-23 (T)  
     \*\*\*\*Titans, 34-31 (T) OT  
 2003—Titans, 30-13 (P)  
 2005—Steelers, 34-7 (P)  
 2008—Titans, 31-14 (T)  
 2009—Steelers, 13-10 (P) OT  
 2010—Steelers, 19-11 (T)  
 2011—Steelers, 38-17 (P)  
 2012—Titans, 26-23 (T)  
 2013—Titans, 16-9 (P)  
 2014—Steelers, 27-24 (T)  
 2017—Steelers, 40-17 (P)  
 2020—Steelers, 27-24 (T)  
 2021—Steelers, 19-13 (P)  
 2023—Steelers, 20-16 (P)  
 (RS Pts.—Steelers 1,612, Titans 1,347)  
 (PS Pts.—Steelers 118, Titans 75)  
*\*Franchise in Houston prior to 1997; known as Oilers prior to 1999*  
*\*\*AFC Championship*  
*\*\*\*AFC Wild Card Playoff*  
*\*\*\*\*AFC Divisional Playoff*  
**\*\*PITTSBURGH vs. \*\*WASHINGTON**  
 RS: Commanders lead series, 43-33-3  
 1933—Redskins, 21-6 (P)  
     Pirates, 16-14 (B)  
 1934—Redskins, 7-0 (P)  
     Redskins, 39-0 (B)  
 1935—Pirates, 6-0 (P)  
     Redskins, 13-3 (B)  
 1936—Pirates, 10-0 (P)  
     Redskins, 30-0 (B)  
 1937—Redskins, 34-20 (W)  
     Pirates, 21-13 (P)  
 1938—Redskins, 7-0 (P)  
     Redskins, 15-0 (W)  
 1939—Redskins, 44-14 (W)  
     Redskins, 21-14 (P)

1940—Redskins, 40-10 (P)  
     Redskins, 37-10 (W)  
 1941—Redskins, 24-20 (P)  
     Redskins, 23-3 (W)  
 1942—Redskins, 28-14 (W)  
     Redskins, 14-0 (P)  
 1945—Redskins, 14-0 (P)  
     Redskins, 24-0 (W)  
 1946—Tie, 14-14 (W)  
     Steelers, 14-7 (P)  
 1947—Redskins, 27-26 (W)  
     Steelers, 21-14 (P)  
 1948—Redskins, 17-14 (W)  
     Steelers, 10-7 (P)  
 1949—Redskins, 27-14 (P)  
     Redskins, 27-14 (W)  
 1950—Steelers, 26-7 (W)  
     Redskins, 24-7 (P)  
 1951—Redskins, 22-7 (P)  
     Steelers, 20-10 (W)  
 1952—Redskins, 28-24 (P)  
     Steelers, 24-23 (W)  
 1953—Redskins, 17-9 (P)  
     Steelers, 14-13 (W)  
 1954—Steelers, 37-7 (P)  
     Redskins, 17-14 (W)  
 1955—Redskins, 23-14 (P)  
     Redskins, 28-17 (W)  
 1956—Steelers, 30-13 (P)  
     Steelers, 23-0 (W)  
 1957—Steelers, 28-7 (P)  
     Redskins, 10-3 (W)  
 1958—Steelers, 24-16 (P)  
     Tie, 14-14 (W)  
 1959—Redskins, 23-17 (P)  
     Steelers, 27-6 (W)  
 1960—Tie, 27-27 (W)  
     Steelers, 22-10 (P)  
 1961—Steelers, 20-0 (P)  
     Steelers, 30-14 (W)  
 1962—Steelers, 23-21 (P)  
     Steelers, 27-24 (W)  
 1963—Steelers, 38-27 (P)  
     Steelers, 34-28 (W)  
 1964—Redskins, 30-0 (P)  
     Steelers, 14-7 (W)  
 1965—Redskins, 31-3 (P)  
     Redskins, 35-14 (W)  
 1966—Redskins, 33-27 (P)  
     Redskins, 24-10 (W)  
 1967—Redskins, 15-10 (P)  
 1968—Redskins, 16-13 (W)  
 1969—Redskins, 14-7 (P)  
 1973—Steelers, 21-16 (P)  
 1979—Steelers, 38-7 (P)  
 1985—Redskins, 30-23 (P)  
 1988—Redskins, 30-29 (W)  
 1991—Redskins, 41-14 (P)  
 1997—Steelers, 14-13 (P)  
 2000—Steelers, 24-3 (P)  
 2004—Steelers, 16-7 (P)  
 2008—Steelers, 23-6 (W)  
 2012—Steelers, 27-12 (P)  
 2016—Steelers, 38-16 (W)  
 2020—Washington, 23-17 (P)  
 (RS Pts.—Commanders 1,470, Steelers 1,276)  
*\*Steelers known as Pirates prior to 1940*  
*\*\*Franchise in Boston prior to 1937 and known as Redskins prior to 2020; known as Washington Football Team prior to 2022*

### SAN FRANCISCO vs. ARIZONA

RS: 49ers lead series, 36-29;  
 See Arizona vs. San Francisco

### SAN FRANCISCO vs. ATLANTA

RS: 49ers lead series, 47-32-1;  
 PS: Series tied, 1-1;  
 See Atlanta vs. San Francisco



## ALL-TIME TEAM VS. TEAM RESULTS

### **SAN FRANCISCO vs. BALTIMORE**

RS: Ravens lead series, 5-2;  
PS: Ravens lead series, 1-0;

See Baltimore vs. San Francisco

### **SAN FRANCISCO vs. BUFFALO**

RS: Bills lead series, 7-6;

See Buffalo vs. San Francisco

### **SAN FRANCISCO vs. CAROLINA**

RS: Panthers lead series, 13-9;

PS: 49ers lead series, 1-0;

See Carolina vs. San Francisco

### **SAN FRANCISCO vs. CHICAGO**

RS: Bears lead series, 33-32-1;

PS: 49ers lead series, 3-0;

See Chicago vs. San Francisco

### **SAN FRANCISCO vs. CINCINNATI**

RS: 49ers lead series, 11-5;

PS: 49ers lead series, 2-0;

See Cincinnati vs. San Francisco

### **SAN FRANCISCO vs. CLEVELAND**

RS: Browns lead series, 13-8;

See Cleveland vs. San Francisco

### **SAN FRANCISCO vs. DALLAS**

RS: 49ers lead series, 16-14-1;

PS: Cowboys lead series, 5-4;

See Dallas vs. San Francisco

### **SAN FRANCISCO vs. DENVER**

RS: Broncos lead series, 8-7;

PS: 49ers lead series, 1-0;

See Denver vs. San Francisco

### **SAN FRANCISCO vs. DETROIT**

RS: 49ers lead series, 38-27-1;

PS: 49ers lead series, 2-1;

See Detroit vs. San Francisco

### **SAN FRANCISCO vs. GREEN BAY**

RS: Packers lead series, 34-28-1;

PS: 49ers lead series, 6-4;

See Green Bay vs. San Francisco

### **SAN FRANCISCO vs. HOUSTON**

RS: 49ers lead series, 4-1;

See Houston vs. San Francisco

### **SAN FRANCISCO vs. INDIANAPOLIS**

RS: Colts lead series, 27-18;

See Indianapolis vs. San Francisco

### **SAN FRANCISCO vs. JACKSONVILLE**

RS: 49ers lead series, 5-2;

See Jacksonville vs. San Francisco

### **SAN FRANCISCO vs. KANSAS CITY**

RS: Series tied, 7-7;

PS: Chiefs lead series, 2-0;

See Kansas City vs. San Francisco

### **SAN FRANCISCO vs. LAS VEGAS**

RS: 49ers lead series, 8-7;

See Las Vegas vs. San Francisco

### **SAN FRANCISCO vs. L.A. CHARGERS**

RS: Chargers lead series, 8-7;

PS: 49ers lead series, 1-0;

See L.A. Chargers vs. San Francisco

### **SAN FRANCISCO vs. L.A. RAMS**

RS: 49ers lead series, 77-68-3;

PS: Series tied, 1-1;

See L.A. Rams vs. San Francisco

### **SAN FRANCISCO vs. MIAMI**

RS: Dolphins lead series, 8-6;

PS: 49ers lead series, 1-0;

See Miami vs. San Francisco

### **SAN FRANCISCO vs. MINNESOTA**

RS: Vikings lead series, 23-20-1;

PS: 49ers lead series, 5-1;

See Minnesota vs. San Francisco

### **SAN FRANCISCO vs. NEW ENGLAND**

RS: 49ers lead series, 9-5;

See New England vs. San Francisco

### **SAN FRANCISCO vs. NEW ORLEANS**

RS: 49ers lead series, 49-27-2;

PS: 49ers lead series, 1-0;

See New Orleans vs. San Francisco

### **SAN FRANCISCO vs. N.Y. GIANTS**

RS: 49ers lead series, 18-17;

PS: Series tied, 4-4;

See N.Y. Giants vs. San Francisco

### **SAN FRANCISCO vs. N.Y. JETS**

RS: 49ers lead series, 11-3;

See N.Y. Jets vs. San Francisco

### **SAN FRANCISCO vs. PHILADELPHIA**

RS: 49ers lead series, 20-14-1;

PS: Series tied, 1-1;

See Philadelphia vs. San Francisco

### **SAN FRANCISCO vs. PITTSBURGH**

RS: 49ers lead series, 13-10;

See Pittsburgh vs. San Francisco

### **SAN FRANCISCO vs. SEATTLE**

RS: Seahawks lead series, 29-21;

PS: Series tied, 1-1

1976—49ers, 37-21 (Sea)

1979—Seahawks, 35-24 (SF)

1985—49ers, 19-6 (SF)

1988—49ers, 38-7 (Sea)

1991—49ers, 24-22 (Sea)

1997—Seahawks, 38-9 (Sea)

2002—49ers, 28-21 (Sea)

49ers, 31-24 (SF)

2003—Seahawks, 20-19 (Sea)

Seahawks, 24-17 (SF)

2004—Seahawks, 34-0 (Sea)

Seahawks, 42-27 (SF)

2005—Seahawks, 27-25 (SF)

Seahawks, 41-3 (Sea)

2006—49ers, 20-14 (SF)

49ers, 24-14 (Sea)

2007—Seahawks, 23-3 (SF)

Seahawks, 24-0 (Sea)

2008—49ers, 33-30 (Sea) OT

Seahawks, 34-13 (SF)

2009—49ers, 23-10 (SF)

Seahawks, 20-17 (Sea)

2010—Seahawks, 31-6 (Sea)

49ers, 40-21 (SF)

2011—49ers, 33-17 (SF)

49ers, 19-17 (Sea)

2012—49ers, 13-6 (SF)

Seahawks, 42-13 (Sea)

2013—Seahawks, 29-3 (Sea)

49ers, 19-17 (SF)

\*Seahawks, 23-17 (Sea)

2014—Seahawks, 19-3 (SF)

Seahawks, 17-7 (Sea)

2015—Seahawks, 20-3 (SF)

Seahawks, 29-13 (Sea)

2016—Seahawks, 37-18 (Sea)

Seahawks, 25-23 (SF)

2017—Seahawks, 12-9 (Sea)

Seahawks, 24-13 (SF)

2018—Seahawks, 43-16 (Sea)

49ers, 26-23 (SF) OT

2019—Seahawks, 27-24 (SF) OT

49ers, 26-21 (Sea)

2020—Seahawks, 37-27 (Sea)

Seahawks, 26-23 (Arizona)

2021—Seahawks, 28-21 (SF)

Seahawks, 30-23 (Sea)

2022—49ers, 27-7 (SF)

49ers, 21-13 (Sea)

\*\*49ers, 41-23 (SF)

2023—49ers, 31-13 (Sea)

49ers, 28-16 (SF)

(RS Pts.—Seahawks 1,178, 49ers 962)

(PS Pts.—49ers 58, Seahawks 46)

\*NFC Championship

\*\*NFC Wild Card Playoff

### **SAN FRANCISCO vs. TAMPA BAY**

RS: 49ers lead series, 20-6;

PS: Buccaneers lead series, 1-0

1977—49ers, 20-10 (SF)

1978—49ers, 6-3 (SF)

1979—49ers, 23-7 (SF)

1980—Buccaneers, 24-23 (SF)

1983—49ers, 35-21 (SF)

1984—49ers, 24-17 (SF)

1986—49ers, 31-7 (TB)

1987—49ers, 24-10 (TB)

1989—49ers, 20-16 (TB)

1990—49ers, 31-7 (SF)

1992—49ers, 21-14 (SF)

1993—49ers, 45-21 (TB)

1994—49ers, 41-16 (SF)

1997—Buccaneers, 13-6 (TB)

2002—Buccaneers, 31-6 (TB)

2003—49ers, 24-7 (SF)

2004—Buccaneers, 35-3 (TB)

2005—49ers, 15-10 (SF)

2007—49ers, 21-19 (SF)

2010—Buccaneers, 21-0 (SF)

2011—49ers, 48-3 (SF)

2013—49ers, 33-14 (TB)

2016—Buccaneers, 34-17 (SF)

2018—Buccaneers, 27-9 (TB)

2019—49ers, 31-17 (TB)

2022—49ers, 35-7 (SF)

2023—49ers, 27-14 (SF)

(RS Pts.—49ers 613, Buccaneers 394)

(PS Pts.—Buccaneers 31, 49ers 6)

\*NFC Divisional Playoff

### **SAN FRANCISCO vs. \*TENNESSEE**

RS: 49ers lead series, 9-6

1970—49ers, 30-20 (H)

1975—Oilers, 27-13 (SF)

1978—Oilers, 20-19 (H)

1981—49ers, 28-6 (SF)

1984—49ers, 34-21 (H)

1987—49ers, 27-20 (SF)

1990—49ers, 24-21 (H)

1993—Oilers, 10-7 (SF)

1996—49ers, 10-9 (H)

1999—49ers, 24-22 (SF)

2005—Titans, 33-22 (T)

2009—Titans, 34-27 (SF)

2013—49ers, 31-17 (T)

2017—49ers, 25-23 (SF)

2021—Titans, 20-17 (T)

(RS Pts.—49ers 338, Titans 303)

\*Franchise in Houston prior to 1997; known

as Oilers prior to 1999

### **SAN FRANCISCO vs. \*WASHINGTON**

RS: 49ers lead series, 20-11-1;

PS: 49ers lead series, 3-1

1952—49ers, 23-17 (W)

1954—49ers, 41-7 (SF)

1955—Redskins, 7-0 (W)

1961—49ers, 35-3 (SF)

1967—Redskins, 31-28 (W)

1969—Tie, 17-17 (SF)

1970—49ers, 26-17 (SF)

1971—\*\*49ers, 24-20 (SF)

1973—Redskins, 33-9 (W)

1976—Redskins, 24-21 (SF)

1978—Redskins, 38-20 (W)

1981—49ers, 30-17 (W)

1983—\*\*\*Redskins, 24-21 (W)

1984—49ers, 37-31 (SF)

1985—49ers, 35-8 (W)

1986—Redskins, 14-6 (W)

1988—49ers, 37-21 (SF)

1990—49ers, 26-13 (SF)

\*\*49ers, 28-10 (SF)

1992—\*\*49ers, 20-13 (SF)

1994—49ers, 37-22 (W)

1996—49ers, 19-16 (W) OT

1998—49ers, 45-10 (W)

1999—Redskins, 26-20 (SF) OT

2002—49ers, 20-10 (SF)

2004—Redskins, 26-16 (SF)

2005—Redskins, 52-17 (W)

## ALL-TIME TEAM VS. TEAM RESULTS

2008—49ers, 27-24 (SF)  
 2011—49ers, 19-11 (W)  
 2013—49ers, 27-6 (W)  
 2014—49ers, 17-13 (SF)  
 2017—Redskins, 26-24 (W)  
 2019—49ers, 9-0 (W)  
 2020—Washington, 23-15 (Arizona)  
 2022—49ers, 37-20 (SF)  
 2023—49ers, 27-10 (W)  
 (RS Pts.—49ers 767, Commanders 593)  
 (PS Pts.—49ers 93, Commanders 67)

*\*Franchise known as Redskins prior to 2020;  
 known as Washington Football Team prior to 2022*

*\*\*NFC Divisional Playoff  
 \*\*\*NFC Championship*

### SEATTLE vs. ARIZONA

RS: Seahawks lead series, 27-22-1;  
 See Arizona vs. Seattle

### SEATTLE vs. ATLANTA

RS: Seahawks lead series, 12-7;  
 PS: Falcons lead series 2-0;  
 See Atlanta vs. Seattle

### SEATTLE vs. BALTIMORE

RS: Ravens leads series, 4-3;  
 See Baltimore vs. Seattle

### SEATTLE vs. BUFFALO

RS: Seahawks lead series, 8-6;  
 See Buffalo vs. Seattle

### SEATTLE vs. CAROLINA

RS: Seahawks lead series, 9-4;  
 PS: Seahawks lead series, 2-1;  
 See Carolina vs. Seattle

### SEATTLE vs. CHICAGO

RS: Seahawks lead series, 11-6;  
 PS: Bears lead series, 2-0;  
 See Chicago vs. Seattle

### SEATTLE vs. CINCINNATI

RS: Bengals lead series, 11-10;  
 PS: Bengals lead series, 1-0;  
 See Cincinnati vs. Seattle

### SEATTLE vs. CLEVELAND

RS: Seahawks lead series, 14-6;  
 See Cleveland vs. Seattle

### SEATTLE vs. DALLAS

RS: Cowboys lead series, 11-9;  
 PS: Series tied, 1-1;  
 See Dallas vs. Seattle

### SEATTLE vs. DENVER

RS: Broncos lead series, 35-20;  
 PS: Seahawks lead series, 2-0;  
 See Denver vs. Seattle

### SEATTLE vs. DETROIT

RS: Seahawks lead series, 12-5;  
 PS: Seahawks lead series, 1-0;  
 See Detroit vs. Seattle

### SEATTLE vs. GREEN BAY

RS: Packers lead series, 12-8;  
 PS: Packers lead series, 3-1;  
 See Green Bay vs. Seattle

### SEATTLE vs. HOUSTON

RS: Seahawks lead series, 4-1;  
 See Houston vs. Seattle

### SEATTLE vs. INDIANAPOLIS

RS: Colts lead series, 7-6;  
 See Indianapolis vs. Seattle

### SEATTLE vs. JACKSONVILLE

RS: Seahawks lead series, 6-3;  
 See Jacksonville vs. Seattle

### SEATTLE vs. KANSAS CITY

RS: Chiefs lead series, 34-19;  
 See Kansas City vs. Seattle

### SEATTLE vs. LAS VEGAS

RS: Raiders lead series, 29-25;  
 PS: Series tied, 1-1;  
 See Las Vegas vs. Seattle

### SEATTLE vs. L.A. CHARGERS

RS: Seahawks lead series, 27-25;  
 See L.A. Chargers vs. Seattle

### SEATTLE vs. L.A. RAMS

RS: Seahawks lead series, 27-24;  
 PS: Rams lead series, 2-0;  
 See L.A. Rams vs. Seattle

### SEATTLE vs. MIAMI

RS: Dolphins lead series, 8-5;  
 PS: Dolphins lead series, 2-1;  
 See Miami vs. Seattle

### SEATTLE vs. MINNESOTA

RS: Seahawks lead series, 12-6;  
 PS: Seahawks lead series, 1-0;  
 See Minnesota vs. Seattle

### SEATTLE vs. NEW ENGLAND

RS: Seahawks lead series, 10-8;  
 PS: Patriots lead series, 1-0;  
 See New England vs. Seattle

### SEATTLE vs. NEW ORLEANS

RS: Saints lead series, 10-6;  
 PS: Seahawks lead series, 2-0;  
 See New Orleans vs. Seattle

### SEATTLE vs. N.Y. GIANTS

RS: Seahawks lead series, 11-10;  
 See N.Y. Giants vs. Seattle

### SEATTLE vs. N.Y. JETS

RS: Seahawks lead series, 13-8;  
 See N.Y. Jets vs. Seattle

### SEATTLE vs. PHILADELPHIA

RS: Seahawks lead series, 12-7;  
 PS: Seahawks lead series, 1-0;  
 See Philadelphia vs. Seattle

### SEATTLE vs. PITTSBURGH

RS: Series tied, 10-10;  
 PS: Steelers lead series, 1-0;  
 See Pittsburgh vs. Seattle

### SEATTLE vs. SAN FRANCISCO

RS: Seahawks lead series, 29-21;  
 PS: Series tied, 1-1;  
 See San Francisco vs. Seattle

### SEATTLE vs. TAMPA BAY

RS: Seahawks lead series, 9-6  
 1976—Seahawks, 13-10 (TB)  
 1977—Seahawks, 30-23 (S)  
 1994—Seahawks, 22-21 (S)  
 1996—Seahawks, 17-13 (TB)  
 1999—Buccaneers, 16-3 (S)  
 2004—Seahawks, 10-6 (TB)  
 2006—Seahawks, 23-7 (TB)  
 2007—Seahawks, 20-6 (S)  
 2008—Buccaneers, 20-10 (TB)  
 2009—Buccaneers, 24-7 (S)  
 2010—Buccaneers, 38-15 (TB)  
 2013—Seahawks, 27-24 (S) OT  
 2016—Buccaneers, 14-5 (TB)  
 2019—Seahawks, 40-34 (S) OT  
 (22-22—Buccaneers, 21-16 (Munich))  
 (RS Pts.—Buccaneers 277, Seahawks 258)

### SEATTLE vs. TENNESSEE

RS: Seahawks lead series, 11-7;  
 PS: Titans lead series, 1-0  
 1977—Oilers, 22-10 (S)  
 1979—Seahawks, 34-14 (S)  
 1980—Seahawks, 26-7 (H)  
 1981—Oilers, 35-17 (H)  
 1982—Oilers, 23-21 (H)  
 1987—\*\*Oilers, 23-20 (H) OT  
 1988—Seahawks, 27-24 (S)  
 1990—Seahawks, 13-10 (S) OT  
 1993—Oilers, 24-14 (H)  
 1994—Seahawks, 16-14 (H)  
 1996—Seahawks, 23-16 (S)  
 1997—Seahawks, 16-13 (S)  
 1998—Seahawks, 20-18 (S)  
 2005—Seahawks, 28-24 (T)  
 2009—Titans, 17-13 (S)  
 2013—Seahawks, 20-13 (S)

2017—Titans, 33-27 (T)  
 2021—Titans, 33-30 (S) OT  
 2023—Seahawks, 20-17 (T)  
 (RS Pts.—Seahawks 375, Titans 357)  
 (PS Pts.—Titans 23, Seahawks 20)  
*\*Franchise in Houston prior to 1997; known  
 as Oilers prior to 1999*

### \*\*AFC Wild Card Playoff

### SEATTLE vs. \*WASHINGTON

RS: Commanders lead series, 13-7;  
 PS: Seahawks lead series, 3-0  
 1976—Redskins, 31-7 (W)  
 1980—Seahawks, 14-0 (W)  
 1983—Redskins, 27-17 (S)  
 1986—Redskins, 19-14 (W)  
 1989—Redskins, 29-0 (S)  
 1992—Redskins, 16-3 (S)  
 1994—Seahawks, 28-7 (W)  
 1995—Seahawks, 27-20 (W)  
 1998—Seahawks, 24-14 (S)  
 2001—Redskins, 27-14 (W)  
 2002—Redskins, 14-3 (S)  
 2003—Redskins, 27-20 (W)  
 2005—Redskins, 20-17 (W) OT

### \*\*Seahawks, 20-10 (S)

### 2007—\*\*\*Seahawks, 35-14 (S)

### 2008—Redskins, 20-17 (S)

### 2011—Redskins, 23-17 (S)

### 2012—\*\*\*Seahawks, 24-14 (W)

### 2014—Seahawks, 27-17 (W)

### 2017—Redskins, 17-14 (S)

### 2020—Seahawks, 20-15 (W)

### 2021—Washington, 17-15 (W)

### 2023—Seahawks, 29-26 (S)

(RS Pts.—Commanders 386, Seahawks 327)

(PS Pts.—Seahawks 79, Commanders 38)

*\*Franchise known as Redskins prior to 2020;  
 known as Washington Football Team prior to 2022*

### \*\*NFC Divisional Playoff

### \*\*\*NFC Wild Card Playoff

### TAMPA BAY vs. ARIZONA

RS: Series tied, 11-11;  
 See Arizona vs. Tampa Bay

### TAMPA BAY vs. ATLANTA

RS: Buccaneers lead series, 31-30;  
 See Atlanta vs. Tampa Bay

### TAMPA BAY vs. BALTIMORE

RS: Ravens lead series, 5-2;  
 See Baltimore vs. Tampa Bay

### TAMPA BAY vs. BUFFALO

RS: Buccaneers lead series, 8-5;  
 See Buffalo vs. Tampa Bay

### TAMPA BAY vs. CAROLINA

RS: Panthers lead series, 25-22;  
 See Carolina vs. Tampa Bay

### TAMPA BAY vs. CHICAGO

RS: Bears lead series, 40-22;  
 See Chicago vs. Tampa Bay

### TAMPA BAY vs. CINCINNATI

RS: Buccaneers lead series, 7-6;  
 See Cincinnati vs. Tampa Bay

### TAMPA BAY vs. CLEVELAND

RS: Browns lead series, 7-4;  
 See Cleveland vs. Tampa Bay

### TAMPA BAY vs. DALLAS

RS: Cowboys lead series, 13-6;  
 PS: Cowboys lead series, 3-0;  
 See Dallas vs. Tampa Bay

### TAMPA BAY vs. DENVER

RS: Broncos lead series, 7-3;  
 See Denver vs. Tampa Bay

### TAMPA BAY vs. DETROIT

RS: Lions lead series, 32-28;  
 PS: Series tied, 1-1;  
 See Detroit vs. Tampa Bay

## ALL-TIME TEAM VS. TEAM RESULTS

**TAMPA BAY vs. GREEN BAY**  
 RS: Packers lead series, 33-23-1;  
 PS: Series tied, 1-1;  
 See Green Bay vs. Tampa Bay

**TAMPA BAY vs. HOUSTON**  
 RS: Texans lead series, 5-1;  
 See Houston vs. Tampa Bay

**TAMPA BAY vs. INDIANAPOLIS**  
 RS: Colts lead series, 9-7;  
 See Indianapolis vs. Tampa Bay

**TAMPA BAY vs. JACKSONVILLE**  
 RS: Series tied, 4-4;  
 See Jacksonville vs. Tampa Bay

**TAMPA BAY vs. KANSAS CITY**  
 RS: Series tied, 7-7;  
 PS: Buccaneers lead series, 1-0;  
 See Kansas City vs. Tampa Bay

**TAMPA BAY vs. LAS VEGAS**  
 RS: Raiders lead series, 7-3;  
 PS: Buccaneers lead series, 1-0;  
 See Las Vegas vs. Tampa Bay

**TAMPA BAY vs. L.A. CHARGERS**  
 RS: Chargers lead series, 8-4;  
 See L.A. Chargers vs. Tampa Bay

**TAMPA BAY vs. L.A. RAMS**  
 RS: Rams lead series, 16-10;  
 PS: Rams lead series, 3-0;  
 See L.A. Rams vs. Tampa Bay

**TAMPA BAY vs. MIAMI**  
 RS: Buccaneers lead series, 7-5;  
 See Miami vs. Tampa Bay

**TAMPA BAY vs. MINNESOTA**  
 RS: Vikings lead series, 33-24;  
 See Minnesota vs. Tampa Bay

**TAMPA BAY vs. NEW ENGLAND**  
 RS: Patriots lead series, 7-3;  
 See New England vs. Tampa Bay

**TAMPA BAY vs. NEW ORLEANS**  
 RS: Saints lead series, 40-24;  
 PS: Buccaneers lead series, 1-0;  
 See New Orleans vs. Tampa Bay

**TAMPA BAY vs. N.Y. GIANTS**  
 RS: Giants lead series, 15-9;  
 PS: Giants lead series, 1-0;  
 See N.Y. Giants vs. Tampa Bay

**TAMPA BAY vs. N.Y. JETS**  
 RS: Jets lead series, 10-3;  
 See N.Y. Jets vs. Tampa Bay

**TAMPA BAY vs. PHILADELPHIA**  
 RS: Eagles lead series, 9-8;  
 PS: Buccaneers lead series, 4-2;  
 See Philadelphia vs. Tampa Bay

**TAMPA BAY vs. PITTSBURGH**  
 RS: Steelers lead series, 10-2;  
 See Pittsburgh vs. Tampa Bay

**TAMPA BAY vs. SAN FRANCISCO**  
 RS: 49ers lead series, 20-6;  
 PS: Buccaneers lead series, 1-0;  
 See San Francisco vs. Tampa Bay

**TAMPA BAY vs. SEATTLE**  
 RS: Seahawks lead series, 9-6;  
 See Seattle vs. Tampa Bay

**TAMPA BAY vs. \*TENNESSEE**  
 RS: Titans lead series, 10-3  
 1976—Oilers, 20-0 (H)  
 1980—Oilers, 20-14 (H)  
 1983—Buccaneers, 33-24 (TB)  
 1989—Oilers, 20-17 (H)  
 1995—Oilers, 19-7 (H)  
 1998—Oilers, 31-22 (TB)  
 2001—Titans, 31-28 (Tenn) OT  
 2003—Titans, 33-13 (Tenn)  
 2007—Buccaneers, 13-10 (TB)  
 2011—Titans, 23-17 (Tenn)  
 2015—Titans, 42-14 (TB)  
 2019—Titans, 27-23 (Tenn)  
 2023—Buccaneers, 20-6 (TB)  
 (RS Pts.—Titans 306, Buccaneers 221)

*\*Franchise in Houston prior to 1997; known as Oilers prior to 1999*

**TAMPA BAY vs. \*WASHINGTON**  
 RS: Commanders lead series, 12-10;  
 PS: Buccaneers lead series, 2-1  
 1977—Redskins, 10-0 (TB)  
 1982—Redskins, 21-13 (TB)  
 1989—Redskins, 32-28 (W)  
 1993—Redskins, 23-17 (TB)  
 1994—Buccaneers, 26-21 (TB)  
     Buccaneers, 17-14 (W)  
 1995—Buccaneers, 14-6 (TB)  
 1996—Buccaneers, 24-10 (TB)  
 1998—Redskins, 20-16 (W)  
 1999—\*\*Buccaneers, 14-13 (TB)  
 2000—Redskins, 20-17 (W) OT  
 2003—Buccaneers, 35-13 (W)  
 2004—Redskins, 16-10 (W)  
 2005—Buccaneers, 36-35 (TB)  
     \*\*Redskins, 17-10 (TB)  
 2006—Buccaneers, 20-17 (TB)  
 2007—Buccaneers, 19-13 (TB)  
 2009—Redskins, 16-13 (W)  
 2010—Buccaneers, 17-16 (W)  
 2012—Redskins, 24-22 (TB)  
 2014—Buccaneers, 27-7 (W)  
 2015—Redskins, 31-30 (W)  
 2018—Redskins, 16-3 (TB)  
 2020—\*\*\*Buccaneers, 31-23 (W)  
 2021—Washington, 29-19 (W)  
 (RS Pts.—Buccaneers 423, Commanders 410)  
 (PS Pts.—Buccaneers 55, Commanders 53)  
*\*Franchise known as Redskins prior to 2020;  
 known as Washington Football Team prior to 2022*  
 \*\*NFC Divisional Playoff  
 \*\*\*NFC Wild Card Playoff

**TENNESSEE vs. ARIZONA**  
 RS: Cardinals lead series, 8-4;  
 See Arizona vs. Tennessee

**TENNESSEE vs. ATLANTA**  
 RS: Titans lead series, 9-7;  
 See Atlanta vs. Tennessee

**TENNESSEE vs. BALTIMORE**  
 RS: Series tied, 11-11;  
 PS: Ravens lead series, 3-2;  
 See Baltimore vs. Tennessee

**TENNESSEE vs. BUFFALO**  
 RS: Titans lead series, 29-18;  
 PS: Bills lead series, 2-1;  
 See Buffalo vs. Tennessee

**TENNESSEE vs. CAROLINA**  
 RS: Titans lead series, 4-3;  
 See Carolina vs. Tennessee

**TENNESSEE vs. CHICAGO**  
 RS: Titans lead series, 7-6;  
 See Chicago vs. Tennessee

**TENNESSEE vs. CINCINNATI**  
 RS: Titans lead series, 41-35-1;  
 PS: Bengals lead series, 2-0;  
 See Cincinnati vs. Tennessee

**TENNESSEE vs. CLEVELAND**  
 RS: Browns lead series, 37-31;  
 PS: Titans lead series, 1-0;  
 See Cleveland vs. Tennessee

**TENNESSEE vs. DALLAS**  
 RS: Cowboys lead series, 9-7;  
 See Dallas vs. Tennessee

**TENNESSEE vs. DENVER**  
 RS: Titans lead series, 24-16-1;  
 PS: Broncos lead series, 2-1;  
 See Denver vs. Tennessee

**TENNESSEE vs. DETROIT**  
 RS: Titans lead series, 10-3;  
 See Detroit vs. Tennessee

**TENNESSEE vs. GREEN BAY**  
 RS: Titans lead series, 8-6;  
 See Green Bay vs. Tennessee

**TENNESSEE vs. HOUSTON**  
 RS: Titans lead series, 23-21;  
 See Houston vs. Tennessee

**TENNESSEE vs. INDIANAPOLIS**  
 RS: Colts lead series, 37-21;  
 PS: Titans lead series, 1-0;  
 See Indianapolis vs. Tennessee

**TENNESSEE vs. JACKSONVILLE**  
 RS: Titans lead series, 34-24;  
 PS: Titans lead series, 1-0;  
 See Jacksonville vs. Tennessee

**TENNESSEE vs. KANSAS CITY**  
 RS: Chiefs lead series, 28-24;  
 PS: Chiefs lead series, 3-1;  
 See Kansas City vs. Tennessee

**TENNESSEE vs. LAS VEGAS**  
 RS: Raiders lead series, 26-22;  
 PS: Raiders lead series, 4-0;  
 See Las Vegas vs. Tennessee

**TENNESSEE vs. L.A. CHARGERS**  
 RS: Chargers lead series, 28-16-1;  
 PS: Titans lead series, 3-1;  
 See L.A. Chargers vs. Tennessee

**TENNESSEE vs. L.A. RAMS**  
 RS: Rams lead series, 7-6;  
 PS: Rams lead series, 1-0;  
 See L.A. Rams vs. Tennessee

**TENNESSEE vs. MIAMI**  
 RS: Dolphins lead series, 21-18;  
 PS: Titans lead series, 1-0;  
 See Miami vs. Tennessee

**TENNESSEE vs. MINNESOTA**  
 RS: Vikings lead series, 9-5;  
 See Minnesota vs. Tennessee

**TENNESSEE vs. NEW ENGLAND**  
 RS: Patriots lead series, 24-16-1;  
 PS: Series tied, 2-2;  
 See New England vs. Tennessee

**TENNESSEE vs. NEW ORLEANS**  
 RS: Titans lead series, 9-7-1;  
 See New Orleans vs. Tennessee

**TENNESSEE vs. N.Y. GIANTS**  
 RS: Giants lead series, 7-6;  
 See N.Y. Giants vs. Tennessee

**TENNESSEE vs. N.Y. JETS**  
 RS: Titans lead series, 24-20-1;  
 PS: Titans lead series, 1-0;  
 See N.Y. Jets vs. Tennessee

**TENNESSEE vs. PHILADELPHIA**  
 RS: Eagles lead series, 8-5;  
 See Philadelphia vs. Tennessee

**TENNESSEE vs. PITTSBURGH**  
 RS: Steelers lead series, 46-31;  
 PS: Steelers lead series, 3-1;  
 See Pittsburgh vs. Tennessee

**TENNESSEE vs. SAN FRANCISCO**  
 RS: 49ers lead series, 9-6;  
 See San Francisco vs. Tennessee

**TENNESSEE vs. SEATTLE**  
 RS: Seahawks lead series, 11-7;  
 PS: Titans lead series, 1-0;  
 See Seattle vs. Tennessee

**TENNESSEE vs. TAMPA BAY**  
 RS: Titans lead series, 10-3;  
 See Tampa Bay vs. Tennessee

**\*TENNESSEE vs. \*WASHINGTON**  
 RS: Titans lead series, 8-6  
 1971—Redskins, 22-13 (W)  
 1975—Oilers, 13-10 (H)  
 1979—Oilers, 29-27 (W)  
 1985—Redskins, 16-13 (W)  
 1988—Oilers, 41-17 (H)  
 1991—Redskins, 16-13 (W) OT  
 1997—Oilers, 28-14 (T)  
 2000—Titans, 27-21 (W)  
 2002—Redskins, 31-14 (T)  
 2006—Titans, 25-22 (W)  
 2010—Redskins, 19-16 (T) OT

## ALL-TIME TEAM VS. TEAM RESULTS

2014—Redskins, 19-17 (W)

2018—Titans, 25-16 (T)

2022—Titans, 21-17 (W)

(RS—Titans 295, Commanders 267)

*\*Franchise in Houston prior to 1997; known*

*as Oilers prior to 1999*

*\*\*Franchise known as Redskins prior to 2020;*

*known as Washington Football Team prior to 2022*

### WASHINGTON vs. ARIZONA

RS: Commanders lead series, 77-47-2;

See Arizona vs. Washington

### WASHINGTON vs. ATLANTA

RS: Commanders lead series, 17-10-1;

PS: Commanders lead series, 1-0;

See Atlanta vs. Washington

### WASHINGTON vs. BALTIMORE

RS: Ravens lead series, 4-3;

See Baltimore vs. Washington

### WASHINGTON vs. BUFFALO

RS: Bills lead series, 11-5;

PS: Commanders lead series, 1-0;

See Buffalo vs. Washington

### WASHINGTON vs. CAROLINA

RS: Commanders lead series, 10-7;

See Carolina vs. Washington

### WASHINGTON vs. CHICAGO

RS: Commanders lead series, 23-22-1;

PS: Commanders lead series, 4-3;

See Chicago vs. Washington

### WASHINGTON vs. CINCINNATI

RS: Series tied, 5-5-1;

See Cincinnati vs. Washington

### WASHINGTON vs. CLEVELAND

RS: Browns lead series, 35-12-1;

See Cleveland vs. Washington

### WASHINGTON vs. DALLAS

RS: Cowboys lead series, 78-46-2;

PS: Commanders lead series, 2-0;

See Dallas vs. Washington

### WASHINGTON vs. DENVER

RS: Broncos lead series, 8-7;

PS: Commanders lead series, 1-0;

See Denver vs. Washington

### WASHINGTON vs. DETROIT

RS: Commanders lead series, 28-16;

PS: Commanders lead series, 3-0;

See Detroit vs. Washington

### WASHINGTON vs. GREEN BAY

RS: Packers lead series, 20-16-1;

PS: Packers lead series, 2-1;

See Green Bay vs. Washington

### WASHINGTON vs. HOUSTON

RS: Series tied, 3-3;

See Houston vs. Washington

### WASHINGTON vs. INDIANAPOLIS

RS: Colts lead series, 21-11;

See Indianapolis vs. Washington

### WASHINGTON vs. JACKSONVILLE

RS: Commanders lead series, 7-1;

See Jacksonville vs. Washington

### WASHINGTON vs. KANSAS CITY

RS: Chiefs lead series, 10-1;

See Kansas City vs. Washington

### WASHINGTON vs. LAS VEGAS

RS: Series tied, 7-7;

PS: Raiders lead series, 1-0;

See Las Vegas vs. Washington

### WASHINGTON vs. L.A. CHARGERS

RS: Commanders lead series, 7-5;

See L.A. Chargers vs. Washington

### WASHINGTON vs. L.A. RAMS

RS: Commanders lead series, 24-13-1;

PS: Series tied, 2-2;

See L.A. Rams vs. Washington

### WASHINGTON vs. MIAMI

RS: Dolphins lead series, 9-5;

PS: Series tied, 1-1;

See Miami vs. Washington

### WASHINGTON vs. MINNESOTA

RS: Vikings lead series, 13-10;

PS: Commanders lead series, 3-2;

See Minnesota vs. Washington

### WASHINGTON vs. NEW ENGLAND

RS: Commanders lead series, 7-5;

See New England vs. Washington

### WASHINGTON vs. NEW ORLEANS

RS: Commanders lead series, 17-11;

See New Orleans vs. Washington

### WASHINGTON vs. N.Y. GIANTS

RS: Giants lead series, 107-70-5;

PS: Series tied, 1-1;

See N.Y. Giants vs. Washington

### WASHINGTON vs. N.Y. JETS

RS: Commanders lead series, 8-5;

See N.Y. Jets vs. Washington

### WASHINGTON vs. PHILADELPHIA

RS: Commanders lead series, 88-84-5;

PS: Commanders lead series, 1-0;

See Philadelphia vs. Washington

### WASHINGTON vs. PITTSBURGH

RS: Commanders lead series, 43-33-3;

See Pittsburgh vs. Washington

### WASHINGTON vs. SAN FRANCISCO

RS: 49ers lead series, 20-11-1;

PS: 49ers lead series, 3-1;

See San Francisco vs. Washington

### WASHINGTON vs. SEATTLE

RS: Commanders lead series, 13-7;

PS: Seahawks lead series, 3-0;

See Seattle vs. Washington

### WASHINGTON vs. TAMPA BAY

RS: Commanders lead series, 12-10;

PS: Buccaneers lead series, 2-1;

See Tampa Bay vs. Washington

### WASHINGTON vs. TENNESSEE

RS: Titans lead series, 8-6;

See Tennessee vs. Washington

# SUPER BOWL STANDINGS/MVP

## SUPER BOWL COMPOSITE STANDINGS

	W	L	Pct.	Pts.	OP
Baltimore Ravens	2	0	1.000	68	38
Tampa Bay Buccaneers	2	0	1.000	79	30
New Orleans Saints	1	0	1.000	31	17
New York Jets	1	0	1.000	16	7
Green Bay Packers	4	1	.800	158	101
New York Giants	4	1	.800	104	104
Pittsburgh Steelers	6	2	.750	193	164
Kansas City Chiefs	4	2	.667	136	150
Dallas Cowboys	5	3	.625	221	132
San Francisco 49ers	5	3	.625	261	179
Las Vegas/Oakland/Los Angeles Raiders	3	2	.600	132	114
Washington Commanders	3	2	.600	122	103
New England Patriots	6	5	.545	246	282
Indianapolis/Baltimore Colts	2	2	.500	69	77
Chicago Bears	1	1	.500	63	39
Los Angeles/St. Louis Rams	2	3	.400	85	100
Miami Dolphins	2	3	.400	74	103
Denver Broncos	3	5	.375	147	259
Seattle Seahawks	1	2	.333	77	57
Philadelphia Eagles	1	3	.250	107	122
Arizona Cardinals	0	1	.000	23	27
Los Angeles/San Diego Chargers	0	1	.000	26	49
Tennessee Titans	0	1	.000	16	23
Atlanta Falcons	0	2	.000	47	68
Carolina Panthers	0	2	.000	39	56
Cincinnati Bengals	0	3	.000	57	69
Buffalo Bills	0	4	.000	73	139
Minnesota Vikings	0	4	.000	34	95

## SUPER BOWL HOST SITES\*

Miami/South Florida	11	(Orange Bowl 5, Hard Rock Stadium 6)
New Orleans	11	(Superdome 8, Tulane Stadium 3)
Los Angeles	8	(LA Coliseum 2, Rose Bowl 5, SoFi Stadium 1)
Tampa Bay	5	(Tampa Stadium 2, Raymond James Stadium 3)
Arizona	4	(Sun Devil St. 1, U. of Phoenix/State Farm St. 3)
Atlanta	3	(Georgia Dome 2, Mercedes-Benz Stadium 1)
Houston	3	(Rice Stadium 1, NRG Stadium 2)
San Diego	3	(Jack Murphy/Qualcomm Stadium)
Detroit	2	(Silverdome 1, Ford Field 1)
Minneapolis	2	(Metrodome 1, U.S. Bank Stadium 1)
San Francisco-Bay Area	2	(Stanford Stadium 1, Levi's Stadium 1)
Indianapolis	1	(Lucas Oil Stadium)
Jacksonville	1	(Alltel Stadium)
Las Vegas*	1	(Allegiant Stadium)
New York-New Jersey	1	(MetLife Stadium)
North Texas	1	(AT&T Stadium)

\*Includes 2024 season

## FUTURE SUPER BOWL SITES

Super Bowl LIX	Feb. 9, 2025	Caesars Superdome
(awarded May 22, 2018; modified Oct. 20, 2020)		New Orleans
Super Bowl LX	Feb. 8, 2026*	Levi's Stadium
(awarded May 22, 2023)		San Francisco Bay Area
Super Bowl LXI	Feb. 14, 2027*	SoFi Stadium
(awarded Dec. 13, 2023)		Los Angeles

\*Tentative date

## PETE ROZELLE TROPHY/SUPER BOWL MVPs\*

Super Bowl I	— QB Bart Starr, Green Bay
Super Bowl II	— QB Bart Starr, Green Bay
Super Bowl III	— QB Joe Namath, N.Y. Jets
Super Bowl IV	— QB Len Dawson, Kansas City
Super Bowl V	— LB Chuck Howley, Dal. Cowboys
Super Bowl VI	— QB Roger Staubach, Dal. Cowboys
Super Bowl VII	— S Jake Scott, Miami
Super Bowl VIII	— RB Larry Csonka, Miami
Super Bowl IX	— RB Franco Harris, Pittsburgh
Super Bowl X	— WR Lynn Swann, Pittsburgh
Super Bowl XI	— WR Fred Biletnikoff, Oak. Raiders
Super Bowl XII	— DT Randy White and DE Harvey Martin, Dal. Cowboys
Super Bowl XIII	— QB Terry Bradshaw, Pittsburgh
Super Bowl XIV	— QB Terry Bradshaw, Pittsburgh
Super Bowl XV	— QB Jim Plunkett, Oak. Raiders
Super Bowl XVI	— QB Joe Montana, San Francisco
Super Bowl XVII	— RB John Riggins, Washington
Super Bowl XVIII	— RB Marcus Allen, L.A. Raiders
Super Bowl XIX	— QB Joe Montana, San Francisco
Super Bowl XX	— DE Richard Dent, Chi. Bears
Super Bowl XXI	— QB Phil Simms, N.Y. Giants
Super Bowl XXII	— QB Doug Williams, Washington
Super Bowl XXIII	— WR Jerry Rice, San Francisco
Super Bowl XXIV	— QB Joe Montana, San Francisco
Super Bowl XXV	— RB Ottis Anderson, N.Y. Giants
Super Bowl XXVI	— QB Mark Rypien, Washington
Super Bowl XXVII	— QB Troy Aikman, Dal. Cowboys
Super Bowl XXVIII	— RB Emmitt Smith, Dal. Cowboys
Super Bowl XXIX	— QB Steve Young, San Francisco
Super Bowl XXX	— CB Larry Brown, Dal. Cowboys
Super Bowl XXXI	— KR-PR Desmond Howard, Green Bay
Super Bowl XXXII	— RB Terrell Davis, Denver
Super Bowl XXXIII	— QB John Elway, Denver
Super Bowl XXXIV	— QB Kurt Warner, St.L. Rams
Super Bowl XXXV	— LB Ray Lewis, Bal. Ravens
Super Bowl XXXVI	— QB Tom Brady, New England
Super Bowl XXXVII	— S Dexter Jackson, Tampa Bay
Super Bowl XXXVIII	— QB Tom Brady, New England
Super Bowl XXXIX	— WR Deion Branch, New England
Super Bowl XL	— WR Hines Ward, Pittsburgh
Super Bowl XLI	— QB Peyton Manning, Indianapolis
Super Bowl XLII	— QB Eli Manning, N.Y. Giants
Super Bowl XLIII	— WR Antonio Holmes, Pittsburgh
Super Bowl XLIV	— QB Drew Brees, New Orleans
Super Bowl XLV	— QB Aaron Rodgers, Green Bay
Super Bowl XLVI	— QB Eli Manning, N.Y. Giants
Super Bowl XLVII	— QB Joe Flacco, Bal. Ravens
Super Bowl XLVIII	— LB Malcolm Smith, Seattle
Super Bowl XLIX	— QB Tom Brady, New England
Super Bowl 50	— LB Von Miller, Denver
Super Bowl LI	— QB Tom Brady, New England
Super Bowl LII	— QB Nick Foles, Philadelphia
Super Bowl LIII	— WR Julian Edelman, New England
Super Bowl LIV	— QB Patrick Mahomes, Kansas City
Super Bowl LV	— QB Tom Brady, Tampa Bay
Super Bowl LVI	— WR Cooper Kupp, L.A. Rams
Super Bowl LVII	— QB Patrick Mahomes, Kansas City
Super Bowl LVIII	— QB Patrick Mahomes, Kansas City

\*Award named Pete Rozelle Trophy since Super Bowl XXV

## SUPER BOWL MVP BY POSITION

A defensive end and defensive tackle shared the Super Bowl XII MVP award.

Quarterback	33	Safety	2
Wide Receiver	8	Cornerback	1
Running Back	7	Defensive Tackle	1
Linebacker	4	Kick Returner-Punt Returner	1
Defensive End	2		

# SUPER BOWL RESULTS

## RESULTS

All-time AFC-NFC series tied, 29-29

Super Bowl	Date	Winner (Share)	Loser (Share)	Score	Site	Attendance
LVIII	2-11-24	Kansas City (\$164,000)	San Francisco (\$89,000)	25-22**	Las Vegas, Nev.	61,629
LVII	2-12-23	Kansas City (\$157,000)	Philadelphia (\$82,000)	38-35	Glendale, Ariz.	67,827
LVI	2-13-22	L.A. Rams (\$150,000)	Cincinnati (\$75,000)	23-20	Inglewood, Calif.	70,048
LV	2-7-21	Tampa Bay (\$130,000)	Kansas City (\$65,000)	31-9	Tampa, Fla.	24,835
LIV	2-2-20	Kansas City (\$124,000)	San Francisco (\$62,000)	31-20	Miami Gardens, Fla.	62,417
LIII	2-3-19	New England (\$118,000)	L.A. Rams (\$59,000)	13-3	Atlanta, Ga.	70,081
LII	2-4-18	Philadelphia (\$112,000)	New England (\$56,000)	41-33	Minneapolis, Minn.	67,612
LI	2-5-17	New England (\$107,000)	Atlanta (\$53,000)	34-28**	Houston, Texas	70,807
50	2-7-16	Denver (\$102,000)	Carolina (\$51,000)	24-10	Santa Clara, Calif.	71,088
XLIX	2-1-15	New England (\$97,000)	Seattle (\$49,000)	28-24	Glendale, Ariz.	70,288
XLVIII	2-2-14	Seattle (\$92,000)	Denver (\$46,000)	43-8	East Rutherford, N.J.	82,529
XLVII	2-3-13	Bal. Ravens (\$88,000)	San Francisco (\$44,000)	34-31	New Orleans, La.	71,024
XLVI	2-5-12	N.Y. Giants (\$88,000)	New England (\$44,000)	21-17	Indianapolis, Ind.	68,658
XLV	2-6-11	Green Bay (\$83,000)	Pittsburgh (\$42,000)	31-25	Arlington, Texas	91,060
XLIV	2-7-10	New Orleans (\$83,000)	Indianapolis (\$42,000)	31-17	Miami Gardens, Fla.	74,059
XLIII	2-1-09	Pittsburgh (\$78,000)	Arizona (\$40,000)	27-23	Tampa, Fla.	70,774
XLII	2-3-08	N.Y. Giants (\$78,000)	New England (\$40,000)	17-14	Glendale, Ariz.	71,101
XLI	2-4-07	Indianapolis (\$73,000)	Chi. Bears (\$38,000)	29-17	Miami Gardens, Fla.	74,512
XL	2-5-06	Pittsburgh (\$73,000)	Seattle (\$38,000)	21-10	Detroit, Mich.	68,206
XXXIX	2-6-05	New England (\$68,000)	Philadelphia (\$36,500)	24-21	Jacksonville, Fla.	78,125
XXXVIII	2-1-04	New England (\$68,000)	Carolina (\$36,500)	32-29	Houston, Texas	71,525
* XXXVII	1-26-03	Tampa Bay (\$63,000)	Oak. Raiders (\$35,000)	48-21	San Diego, Calif.	67,603
* XXXVI	2-3-02	New England (\$63,000)	St.L. Rams (\$34,500)	20-17	New Orleans, La.	72,922
XXXV	1-28-01	Bal. Ravens (\$58,000)	N.Y. Giants (\$34,500)	34-7	Tampa, Fla.	71,921
* XXXIV	1-30-00	St.L. Rams (\$58,000)	Tennessee (\$33,000)	23-16	Atlanta, Ga.	72,625
XXXIII	1-31-99	Denver (\$53,000)	Atlanta (\$32,500)	34-19	Miami, Fla.	74,803
XXXII	1-25-98	Denver (\$48,000)	Green Bay (\$29,000)	31-24	San Diego, Calif.	68,912
XXXI	1-26-97	Green Bay (\$48,000)	New England (\$29,000)	35-21	New Orleans, La.	72,301
XXX	1-28-96	Dal. Cowboys (\$42,000)	Pittsburgh (\$27,000)	27-17	Tempe, Ariz.	76,347
XXIX	1-29-95	San Francisco (\$42,000)	S.D. Chargers (\$26,000)	49-26	Miami, Fla.	74,107
* XXVIII	1-30-94	Dal. Cowboys (\$38,000)	Buffalo (\$23,500)	30-13	Atlanta, Ga.	72,817
XXVII	1-31-93	Dal. Cowboys (\$36,000)	Buffalo (\$18,000)	52-17	Pasadena, Calif.	98,374
XXVI	1-26-92	Washington (\$36,000)	Buffalo (\$18,000)	37-24	Minneapolis, Minn.	63,130
* XXV	1-27-91	N.Y. Giants (\$36,000)	Buffalo (\$18,000)	20-19	Tampa, Fla.	73,813
XXIV	1-28-90	San Francisco (\$36,000)	Denver (\$18,000)	55-10	New Orleans, La.	72,919
XXIII	1-22-89	San Francisco (\$36,000)	Cincinnati (\$18,000)	20-16	Miami, Fla.	75,129
XXII	1-31-88	Washington (\$36,000)	Denver (\$18,000)	42-10	San Diego, Calif.	73,302
XXI	1-25-87	N.Y. Giants (\$36,000)	Denver (\$18,000)	39-20	Pasadena, Calif.	101,063
XX	1-26-86	Chi. Bears (\$36,000)	New England (\$18,000)	46-10	New Orleans, La.	73,818
XIX	1-20-85	San Francisco (\$36,000)	Miami (\$18,000)	38-16	Stanford, Calif.	84,059
XVIII	1-22-84	L.A. Raiders (\$36,000)	Washington (\$18,000)	38-9	Tampa, Fla.	72,920
* XVII	1-30-83	Washington (\$36,000)	Miami (\$18,000)	27-17	Pasadena, Calif.	103,667
XVI	1-24-82	San Francisco (\$18,000)	Cincinnati (\$9,000)	26-21	Pontiac, Mich.	81,270
XV	1-25-81	Oak. Raiders (\$18,000)	Philadelphia (\$9,000)	27-10	New Orleans, La.	76,135
XIV	1-20-80	Pittsburgh (\$18,000)	L.A. Rams (\$9,000)	31-19	Pasadena, Calif.	103,985
XIII	1-21-79	Pittsburgh (\$18,000)	Dal. Cowboys (\$9,000)	35-31	Miami, Fla.	79,484
XII	1-15-78	Dal. Cowboys (\$18,000)	Denver (\$9,000)	27-10	New Orleans, La.	75,583
XI	1-9-77	Oak. Raiders (\$15,000)	Minnesota (\$7,500)	32-14	Pasadena, Calif.	103,438
X	1-18-76	Pittsburgh (\$15,000)	Dal. Cowboys (\$7,500)	21-17	Miami, Fla.	80,187
IX	1-12-75	Pittsburgh (\$15,000)	Minnesota (\$7,500)	16-6	New Orleans, La.	80,997
VIII	1-13-74	Miami (\$15,000)	Minnesota (\$7,500)	24-7	Houston, Texas	71,882
VII	1-14-73	Miami (\$15,000)	Washington (\$7,500)	14-7	Los Angeles, Calif.	90,182
VI	1-16-72	Dal. Cowboys (\$15,000)	Miami (\$7,500)	24-3	New Orleans, La.	81,023
V	1-17-71	Bal. Colts (\$15,000)	Dal. Cowboys (\$7,500)	16-13	Miami, Fla.	79,204
* IV	1-11-70	Kansas City (\$15,000)	Minnesota (\$7,500)	23-7	New Orleans, La.	80,562
III	1-12-69	N.Y. Jets (\$15,000)	Bal. Colts (\$7,500)	16-7	Miami, Fla.	75,389
II	1-14-68	Green Bay (\$15,000)	Oak. Raiders (\$7,500)	33-14	Miami, Fla.	75,546
I	1-15-67	Green Bay (\$15,000)	Kansas City (\$7,500)	35-10	Los Angeles, Calif.	61,946

\* One week between conference championship games and Super Bowl; all others had two weeks between conference championship games and Super Bowl.

\*\* Overtime

For historical Super Bowl game recaps, box scores, and video highlights, please visit [www.NFL.com/SuperBowl](http://www.NFL.com/SuperBowl).

# SUPER BOWL LVIII SUMMARY

## SUPER BOWL LVIII

Allegiant Stadium; Las Vegas, Nev.  
Feb. 11, 2024; Attendance: 61,629

### KANSAS CITY 25, SAN FRANCISCO 22 (OT)

Patrick Mahomes connected with Mecole Hardman on a 3-yard touchdown pass in overtime, capping an impressive come-from-behind rally and securing impressive history for Kansas City. The Chiefs, who won their third title in five years, became the NFL's first repeat Super Bowl champions in 19 years, snapping the longest drought in league annals. The NFL's first Super Bowl in the showcase capital of the world lived up to its billing, especially as the teams jockeyed for the lead in the fourth quarter and wound up deadlocked after 60 minutes. In just the second of 58 Super Bowls tied after regulation, and the first postseason contest played under new overtime rules that ensured both teams got at least one possession, the 49ers scored first. Jake Moody's 27-yard field goal on the first OT possession gave San Francisco a 22-19 advantage. Then Mahomes methodically guided the Chiefs on a 75-yard march, converting a fourth-and-1 with an 8-yard run, and setting up the winning score on a 19-yard scramble late in the extra period. Mahomes, 28, became the fifth starting quarterback with three Super Bowl victories, joining Troy Aikman, Terry Bradshaw, Tom Brady and Joe Montana. Niners wide receiver Jauan Jennings kept the Niners in control much of the game, joining Nick Foles as one of two players in Super Bowl history with both a touchdown pass and touchdown reception in the same game. Jennings, who had never thrown a pass in an NFL game, was hit as he tossed a 21-yard TD to Christian McCaffrey to give San Francisco a 10-0 second-quarter advantage. Then, early in the fourth quarter, Jennings caught a 10-yard go-ahead touchdown, giving the Niners a 16-13 edge. In a Super Bowl filled with significant special-teams plays, the teams traded field goals to set up the dramatic finish. Mahomes hit Travis Kelce for 22 yards to set up Harrison Butker's tying, 29-yard kick with 3 seconds remaining in regulation and the teams entered overtime knotted at 19. San Francisco won the toss and elected to receive before quarterback Brock Purdy led the Niners on a seven-minute drive that ended in another field goal. Purdy finished 23 of 38 for 255 yards, one touchdown and no interceptions. Mahomes, who led the Chiefs with 66 rushing yards on nine carries, was 34 of 46 for 333 yards, two touchdowns and one interception to nail down his third Super Bowl MVP award.

<b>San Francisco (22)</b>		<b>Kansas City (25)</b>	
<b>Offense</b>			
D.Samuel	WR	M.Valdes-Scantling	
T.Williams	LT	D.Smith	
A.Banks	LG	N.Allegretti	
J.Brendel	C	C.Humphrey	
J.Feliciano	RG	T.Smith	

C.McKivitz	RT	J.Taylor
G.Kittle	TE	T.Kelce
K.Juszczyk	FB/TE	N.Gray
B.Aiyuk	WR	R.Rice
B.Purdy	QB	P.Mahomes
C.McCaffrey	RB	I.Pacheco

### Defense

A.Armstead	DL/DE	M.Danna
C.Young	DL/DT	C.Jones
J.Hargrave	DL/DT	M.Pennel
N.Bosa	RDE/DE	G.Karlaftis
D.Greenlaw	LB	N.Bolton
F.Warner	LB	L.Chenal
O.Burks	LB	W.Gay
D.Lenoir	DB/CB	T.McDuffie
C.Ward	CB	L.Sneed
J.Brown	S	J.Reid
T.Gipson	S	M.Edwards

### SUBSTITUTIONS

**SAN FRANCISCO**—WR 3 R.McCloud, K 4 J.Moody, LB 5 R.Gregory, TE 9 B.Willis, WR 15 J.Jennings, P 18 M.Wishnowsky, CB 20 A.Thomas, RB 24 J.Mason, RB 25 E.Mitchell, CB 26 I.Oliver, CB 28 D.Luter, S 30 G.Odum, S 33 L.Ryan, LB 45 D.Flannigan-Fowles, LS 46 T.Pepper, DL 51 R.Beal, LB 53 D.Winters, DT 69 S.Joseph, OL 74 S.Burford, OL 76 J.Moore, OL 78 B.Bartch, WR 84 C.Conley, TE 89 C.Woerner, DL 90 K.Givens, DT 99 J.Kinlaw

**KANSAS CITY**—RB 1 J.McKinnon, CB 2 J.Williams, P 5 T.Townsend, K 7 H.Butker, WR 12 M.Hardman, WR 17 R.James, LB 23 D.Tranquill, RB 25 C.Edwards-Helaire, DB 26 D.Bush, DB 27 C.Conner, CB 31 N.Jones, CB 35 Ja.Watson, LS 41 J.Winchester, LB 43 J.Cochrane, LB 48 C.Christiansen, OL 64 W.Morris, OL 66 M.Caliendo, T 77 L.Niang, TE 81 B.Bell, WR 84 Ju.Watson, DE 92 N.Farrell, DE 94 M.Herring, DE 97 F.Anudike-Uzomah, DT 98 T.Wharton.

### OFFICIALS

Referee—Bill Vinovich. Umpire—Terry Kilens. Down Judge—Patrick Holt. Line Judge—Mark Perlman. Field Judge—Tom Hill. Side Judge—Allen Baynes. Back Judge—Brad Freeman. Replay Official—Mike Chase.

### SCORING

<b>San Francisco (NFC)</b>	0	10	0	9	3	—	22
<b>Kansas City (AFC)</b>	0	3	10	6	6	—	25
SF	—	J.Moody	55	FG			
SF	—	C.McCaffrey	21	pass from J.Jennings (J.Moody kick)			
KC	—	H.Butker	28	FG			
KC	—	H.Butker	57	FG			
KC	—	M.Valdes-Scantling	16	pass from P.Mahomes (H.Butker kick)			
SF	—	J.Jennings	10	pass from B.Purdy (kick blocked)			
KC	—	H.Butker	24	FG			
SF	—	J.Moody	53	FG			
KC	—	H.Butker	29	FG			
SF	—	J.Moody	27	FG			
KC	—	M.Hardman	3	pass from P.Mahomes			

TEAM STATISTICS	SF	KC
Total first downs	23	24
By rushing	5	9
By passing	15	15
By penalty	3	0
Third down efficiency	3-12-25.0%	9-19-47.4%
Fourth down efficiency	1-1-100.0%	1-1-100.0%
Total net yards	382	455
Total offensive plays	71	79
Avg. gain per offensive play	5.4	5.8
Net yards rushing	110	130
Total rushing plays	31	30
Avg. gain per rushing play	3.5	4.3
Tackles for loss	3-7	1-3
Net yards passing	272	325
Times thrown-yds. lost att. to pass	1-4	3-8
Gross yards passing	276	333
Pass att.-comp.-had int.	39-24-0	46-34-1
Avg gain per pass play	6.8	6.6
Kickoffs-in EZ-touchbacks	6-6-6	7-7-7
Punts number and avg.	5-50.8	5-50.8
Had blocked	0	0
FGs - PATs had blocked	0-1	0-0
Net punting avg.	48.4	50.8
Total ret. yards (not incl. kickoffs)	0	12
No. and yards punt returns	2-0	4-12
No. and yards kickoff returns	0-0	0-0
No. and yards int. returns	1-0	0-0
Penalties number and yards	6-40	6-55
Fumbles number and lost	2-2	5-1
Touchdowns	2	2
Rushing	0	0
Passing	2	2
Extra points made-attempts	1-2	1-1
Kicking made-attempts	1-2	1-1
Field goals made-attempts	3-3	4-4
Red zone efficiency	1-2-50%	2-6-33%
Goal to go efficiency	0-0-0%	1-3-33%
Safeties	0	0
Final score	22	25
Time of possession	38:31	36:26

### INDIVIDUAL STATISTICS

**RUSHING:** SF—C.McCaffrey 22-80-0, B.Purdy 3-12-0, D.Samuel 3-8-0, E.Mitchell 2-8-0, K.Juszczyk 1-2-0. KC—P.Mahomes 9-66-0, I.Pacheco 18-59-0, R.Rice 2-5-0, C.Edwards-Helaire 1-0-0.

**PASSING:** SF—B.Purdy 38-23-255-1-0. KC—P.Mahomes 46-34-333-2-1.

**RECEIVING:** SF—C.McCaffrey 8-80-1, J.Jennings 4-42-1, B.Aiyuk 3-49-0, D.Samuel 3-33-0, K.Juszczyk 2-31-0, G.Kittle 2-4-0, R.McCloud 1-19-0, C.Conley 1-18-0. KC—T.Kelce 9-93-0, R.Rice 6-39-0, I.Pacheco 6-33-0, M.Hardman 3-57-1, Ju.Watson 3-54-0, M.Valdes-Scantling 3-20-1, N.Gray 2-22-0, J.McKinnon 2-15-0.

**KICKOFF RETURNS:** SF—None. KC—None.

**PUNT RETURNS:** SF—R.McCloud 1-0-0, D.Luter 1-0-0. KC—R.James 4-12-0.

**PUNTING:** SF—M.Wishnowsky 5-254-50.8. KC—T.Townsend 5-254-50.8.

**INTERCEPTIONS:** SF—J.Brown 1-0-0. KC—None.

**SACKS:** SF—J.Hargrave 1-3, A.Armstead 1-1, C.Young 1-4. KC—J.Reid 0.5-2, G.Karlaftis 0.5-2.

# PLAYOFF GAME SUMMARIES

## AFC CHAMPIONSHIP GAME RESULTS

\*Overtime; Includes AFL Championship Games (1960-69)

Season	Date	Winner (Share)	Losers (Share)	Score	Site	Attendance
2023	Jan. 28	Kansas City (\$73,000)	Bal. Ravens (\$73,000)	17-10	Baltimore, Md.	71,439
2022	Jan. 29	Kansas City (\$69,000)	Cincinnati (\$69,000)	23-20	Kansas City, Mo.	73,426
2021	Jan. 30	Cincinnati (\$65,000)	Kansas City (\$65,000)	27-24*	Kansas City, Mo.	73,377
2020	Jan. 24	Kansas City (\$59,000)	Buffalo (\$59,000)	38-24	Kansas City, Mo.	16,993
2019	Jan. 19	Kansas City (\$56,000)	Tennessee (\$56,000)	35-24	Kansas City, Mo.	73,656
2018	Jan. 20	New England (\$54,000)	Kansas City (\$54,000)	37-31*	Kansas City, Mo.	77,034
2017	Jan. 21	New England (\$51,000)	Jacksonville (\$51,000)	24-20	Foxborough, Mass.	65,878
2016	Jan. 22	New England (\$49,000)	Pittsburgh (\$49,000)	36-17	Foxborough, Mass.	66,829
2015	Jan. 24	Denver (\$46,000)	New England (\$46,000)	20-18	Denver, Colo.	77,112
2014	Jan. 18	New England (\$44,000)	Indianapolis (\$44,000)	45-7	Foxborough, Mass.	68,756
2013	Jan. 19	Denver (\$42,000)	New England (\$42,000)	26-16	Denver, Colo.	77,110
2012	Jan. 20	Bal. Ravens (\$40,000)	New England (\$40,000)	28-13	Foxborough, Mass.	68,756
2011	Jan. 22	New England (\$40,000)	Bal. Ravens (\$40,000)	23-20	Foxborough, Mass.	68,756
2010	Jan. 23	Pittsburgh (\$38,000)	N.Y. Jets (\$38,000)	24-19	Pittsburgh, Pa.	66,662
2009	Jan. 24	Indianapolis (\$38,000)	N.Y. Jets (\$38,000)	30-17	Indianapolis, Ind.	67,650
2008	Jan. 18	Pittsburgh (\$37,500)	Bal. Ravens (\$37,500)	23-14	Pittsburgh, Pa.	65,350
2007	Jan. 20	New England (\$37,500)	S.D. Chargers (\$37,500)	21-12	Foxborough, Mass.	68,756
2006	Jan. 21	Indianapolis (\$37,000)	New England (\$37,000)	38-34	Indianapolis, Ind.	57,433
2005	Jan. 22	Pittsburgh (\$37,000)	Denver (\$37,000)	34-17	Denver, Colo.	76,775
2004	Jan. 23	New England (\$36,500)	Pittsburgh (\$36,500)	41-27	Pittsburgh, Pa.	65,242
2003	Jan. 18	New England (\$36,500)	Indianapolis (\$36,500)	24-14	Foxborough, Mass.	68,436
2002	Jan. 19	Oak. Raiders (\$35,000)	Tennessee (\$35,000)	41-24	Oakland, Calif.	62,544
2001	Jan. 27	New England (\$34,500)	Pittsburgh (\$34,500)	24-17	Pittsburgh, Pa.	64,704
2000	Jan. 14	Bal. Ravens (\$34,500)	Oak. Raiders (\$34,500)	16-3	Oakland, Calif.	62,784
1999	Jan. 23	Tennessee (\$33,000)	Jacksonville (\$33,000)	33-14	Jacksonville, Fla.	75,206
1998	Jan. 17	Denver (\$32,500)	N.Y. Jets (\$32,500)	23-10	Denver, Colo.	75,482
1997	Jan. 11	Denver (\$30,000)	Pittsburgh (\$30,000)	24-21	Pittsburgh, Pa.	61,382
1996	Jan. 12	New England (\$29,000)	Jacksonville (\$29,000)	20-6	Foxborough, Mass.	60,190
1995	Jan. 14	Pittsburgh (\$27,000)	Indianapolis (\$27,000)	20-16	Pittsburgh, Pa.	61,062
1994	Jan. 15	S.D. Chargers (\$26,000)	Pittsburgh (\$26,000)	17-13	Pittsburgh, Pa.	61,545
1993	Jan. 23	Buffalo (\$23,500)	Kansas City (\$23,500)	30-13	Orchard Park, N.Y.	76,642
1992	Jan. 17	Buffalo (\$18,000)	Miami (\$18,000)	29-10	Miami, Fla.	72,703
1991	Jan. 12	Buffalo (\$18,000)	Denver (\$18,000)	10-7	Orchard Park, N.Y.	80,272
1990	Jan. 20	Buffalo (\$18,000)	L.A. Raiders (\$18,000)	51-3	Orchard Park, N.Y.	80,325
1989	Jan. 14	Denver (\$18,000)	Cle. Browns (\$18,000)	37-21	Denver, Colo.	76,046
1988	Jan. 8	Cincinnati (\$18,000)	Buffalo (\$18,000)	21-10	Cincinnati, Ohio	59,747
1987	Jan. 17	Denver (\$18,000)	Cle. Browns (\$18,000)	38-33	Denver, Colo.	76,977
1986	Jan. 11	Denver (\$18,000)	Cle. Browns (\$18,000)	23-20*	Cleveland, Ohio	79,193
1985	Jan. 12	New England (\$18,000)	Miami (\$18,000)	31-14	Miami, Fla.	75,662
1984	Jan. 6	Miami (\$18,000)	Pittsburgh (\$18,000)	45-28	Miami, Fla.	76,029
1983	Jan. 8	L.A. Raiders (\$18,000)	Seattle (\$18,000)	30-14	Los Angeles, Calif.	91,445
1982	Jan. 23	Miami (\$18,000)	N.Y. Jets (\$18,000)	14-0	Miami, Fla.	67,396
1981	Jan. 10	Cincinnati (\$9,000)	S.D. Chargers (\$9,000)	27-7	Cincinnati, Ohio	46,302
1980	Jan. 11	Oak. Raiders (\$9,000)	S.D. Chargers (\$9,000)	34-27	San Diego, Calif.	52,675
1979	Jan. 6	Pittsburgh (\$9,000)	Hou. Oilers (\$9,000)	27-13	Pittsburgh, Pa.	50,475
1978	Jan. 7	Pittsburgh (\$9,000)	Hou. Oilers (\$9,000)	34-5	Pittsburgh, Pa.	50,725
1977	Jan. 1	Denver (\$9,000)	Oak. Raiders (\$9,000)	20-17	Denver, Colo.	75,044
1976	Dec. 26	Oak. Raiders (\$8,500)	Pittsburgh (\$8,500)	24-7	Oakland, Calif.	53,821
1975	Jan. 4	Pittsburgh (\$8,500)	Oak. Raiders (\$8,500)	16-10	Pittsburgh, Pa.	50,609
1974	Dec. 29	Pittsburgh (\$8,500)	Oak. Raiders (\$8,500)	24-13	Oakland, Calif.	53,800
1973	Dec. 30	Miami (\$8,500)	Oak. Raiders (\$8,500)	27-10	Miami, Fla.	79,325
1972	Dec. 31	Miami (\$8,500)	Pittsburgh (\$8,500)	21-17	Pittsburgh, Pa.	50,845
1971	Jan. 2	Miami (\$8,500)	Bal. Colts (\$8,500)	21-0	Miami, Fla.	76,622
1970	Jan. 3	Bal. Colts (\$8,500)	Oak. Raiders (\$8,500)	27-17	Baltimore, Md.	54,799
1969	Jan. 4	Kansas City (\$7,755)	Oak. Raiders (\$6,252)	17-7	Oakland, Calif.	53,564
1968	Dec. 29	N.Y. Jets (\$7,007)	Oak. Raiders (\$5,349)	27-23	New York, N.Y.	62,627
1967	Dec. 31	Oak. Raiders (\$6,321)	Hou. Oilers (\$4,996)	40-7	Oakland, Calif.	53,330
1966	Jan. 1	Kansas City (\$5,309)	Buffalo (\$3,799)	31-7	Buffalo, N.Y.	42,080
1965	Dec. 26	Buffalo (\$5,189)	S.D. Chargers (\$3,447)	23-0	San Diego, Calif.	30,361
1964	Dec. 26	Buffalo (\$2,668)	S.D. Chargers (\$1,738)	20-7	Buffalo, N.Y.	40,242
1963	Jan. 5	S.D. Chargers (\$2,498)	Bos. Patriots (\$1,596)	51-10	San Diego, Calif.	30,127
1962	Dec. 23	Dall. Texans (\$2,206)	Hou. Oilers (\$1,471)	20-17*	Houston, Texas	37,981
1961	Dec. 24	Hou. Oilers (\$1,792)	S.D. Chargers (\$1,111)	10-3	San Diego, Calif.	29,556
1960	Jan. 1	Hou. Oilers (\$1,025)	L.A. Chargers (\$718)	24-16	Houston, Texas	32,183

## AFC CHAMPIONSHIP GAME COMPOSITE STANDINGS

	W	L	Pct.	Pts.	OP		W	L	Pct.	Pts.	OP
Denver Broncos	8	2	.800	235	200	Las Vegas Raiders##	5	9	.357	272	304
Cincinnati Bengals	3	1	.750	95	64	Tennessee Titans#	3	6	.333	157	230
Miami Dolphins	5	2	.714	152	115	Los Angeles Chargers###	2	7	.222	140	182
Kansas City Chiefs*	7	3	.700	249	203	New York Jets	1	4	.200	73	114
New England Patriots**	11	5	.688	417	348	Seattle Seahawks	0	1	.000	14	30
Buffalo Bills	6	3	.667	204	130	Jacksonville Jaguars	0	3	.000	40	77
Pittsburgh Steelers	8	8	.500	349	339	Cleveland Browns	0	3	.000	74	98
Indianapolis Colts***	3	4	.429	132	178						
Baltimore Ravens	2	3	.400	88	79						

\* One game played when franchise was in Dallas and known as Texans (Won 20-17)



# PLAYOFF GAME SUMMARIES

- \*\* One game played when franchise was in Boston (Lost 51-10)
- \*\*\* Two games played when franchise was in Baltimore (Won 27-17, lost 21-0)
- # Six games played when franchise was in Houston and known as Oilers (Won 2, lost 4)
- ## 12 games played when franchise was in Oakland (Won 4, lost 8); 2 games played when franchise was in Los Angeles (Won 1, lost 1)
- #### Eight games played when franchise was in San Diego (Won 2, lost 6)

## 2023 AFC CHAMPIONSHIP GAME

M&T Bank Stadium; Baltimore, Md.

Jan. 28, 2024, Attendance: 71,439

### KANSAS CITY 17, BALTIMORE RAVENS 10

Patrick Mahomes and Travis Kelce looked vintage in the first half and Kansas City's defense provided a masterful complement against Lamar Jackson and the Ravens to vault the Chiefs into their fourth Super Bowl in five years. Kelce posted 11 catches for 116 yards and a touchdown, surpassing Jerry Rice on the NFL's career postseason receptions list. The Chiefs, who took a 17-7 advantage into the halftime locker room, gave up only a Justin Tucker field goal late in the second half. On the ensuing possession, Mahomes hit Marquez Valdes-Scantling on third-and-9 to seal the Ravens' fate. Mahomes was 30 of 39 for 241 yards and a touchdown. The city of Baltimore hosted an AFC Championship Game for the first time since the 1970 season.

Kansas City (17)	Offense	Baltimore (10)
Ju.Watson	WR	R.Bateman
D.Smith	LT	R.Stanley
N.Allegretti	LG	J.Simpson
C.Humphrey	C	T.Linderbaum
T.Smith	RG	K.Zeitler
J.Taylor	RT	M.Moses
T.Kelce	TE	I.Likely
R.Rice	WR	Z.Flowers
M.Valdes-Scantling	WR/FB	P.Ricard
P.Mahomes	QB	L.Jackson
I.Pacheco	RB	J.Hill
	Defense	
M.Danna	DE/NT	M.Pierce
C.Jones	DT	J.Madubuike
M.Pennel	DT/OLB	J.Clowney
G.Karlaftis	DE/OLB	K.Van Noy
N.Bolton	LB/ILB	P.Queen
L.Chenal	LB/ILB	R.Smith
D.Tranquill	LB/CB	A.Maulet
T.McDuffie	CB/CB	R.Darby
L.Sneed	CB/DB	B.Stephens
J.Reid	S	M.Williams
M.Edwards	S	K.Hamilton

### SUBSTITUTIONS

**KANSAS CITY**—CB 2 J.Williams, P 5 T.Townsend, K 7 H.Butker, WR 8 J.Ross, WR 12 M.Hardman, WR 17 R.James, RB 25 C.Edwards-Helaire, DB 26 D.Bush, DB 27 C.Conner, RB 29 L.Perine, CB 31 N.Jones, CB 35 Ja.Watson, LS 41 J.Winchester, LB 43 J.Cochrane, LB 48 C.Christiansen, LB 59 D.Harris, OL 64 W.Morris, OL 66 M.Caliendo, T 77 L.Niang, TE 81 B.Bell, TE 83 N.Gray, DE 90 C.Omenihu, DE 92 N.Farrell, DE 94 M.Herring, DT 98 T.Wharton.

**BALTIMORE**—WR 3 O.Beckham, K 9 J.Tucker, P 11 J.Stout, WR 13 D.Duvernay, WR 15 N.Agholor, S 26 G.Stone, S 29 A.Washington, ILB 30 T.Simpson, RB 35 G.Edwards, LB 40 M.Harrison, CB 44 M.Humphrey, ILB 51 J.Ross, OL 65 P.Mekari, G 66 B.Cleveland, LS 69 T.Ott, T 77 D.Faalele, WR 83 D.Chisena, TE 88 C.Kolar, TE 89 M.Andrews, OLB 95 T.Robinson, DE/DT 96 B.Washington, DE 97 B.Urban, DT 98 T.Jones, OLB 99 O.Oweh.

### OFFICIALS

Referee—Shawn Smith. Umpire—Roy Ellison.  
Down Judge—Jerod Phillips. Line Judge—Jeff Seeman.  
Field Judge—Nathan Jones. Side Judge—Anthony Jeffries.  
Back Judge—Dino Paganelli. Replay Official—Mike Wimmer.

### SCORING

<b>Kansas City</b>	7	10	0	0	—	17
<b>Bal. Ravens</b>	7	0	0	3	—	10
KC	—	T.Kelce 19 pass from P.Mahomes (H.Butker kick)				
Bal	—	Z.Flowers 30 pass from L.Jackson (J.Tucker kick)				
KC	—	I.Pacheco 2 run (H.Butker kick)				
KC	—	H.Butker 52 FG				
Bal	—	J.Tucker 43 FG				

### TEAM STATISTICS

	KC	BAL
Total First Downs	22	16
By Rushing	5	5
By Passing	12	11
By Penalty	5	0
Third-Down Efficiency	8-18-44.4%	3-11-27.3%
Fourth-Down Efficiency	1-2-50%	2-2-100%
Total Net Yards	319	336
Total Offensive Plays	73	57
Average Gain Per Offensive Play	4.4	5.9
Net Yards Rushing	89	81
Total Rushing Plays	32	16
Average Gain Per Rushing Play	2.8	5.1
Net Yards Passing	230	255
Times Thrown - Yards Lost Att. to Pass	2-11	4-17
Pass Att-Comp-Had Int.	39-30-0	37-20-1
Average Gain Per Pass Play	5.6	6.2
Punts Number and Average	6-46.5	5-50.2
Total Return Yardage (not incl. kickoffs)	18	21
Punt Returns	2-18	2-21
Kickoff Returns	0-0	0-0
Interception Returns	1-0	0-0
Penalties Number and Yards	3-30	8-95
Fumbles Number and Lost	2-0	2-2
Field Goals Made-Attempts	1-1	1-1
Time of Possession	37:30	22:30

### INDIVIDUAL STATISTICS

**RUSHING:** KC—I.Pacheco 24-68-1, P.Mahomes 6-15-0, T.Kelce 1-5-0, C.Edwards-Helaire 1-1-0. Bal—L.Jackson 8-54-0, G.Edwards 3-20-0, Z.Flowers 2-4-0, J.Hill 3-3-0.

**PASSING:** KC—P.Mahomes 39-30-241-1-0. Bal—L.Jackson 37-20-272-1-1.

**RECEIVING:** KC—T.Kelce 11-116-1, R.Rice 8-46-0, I.Pacheco 4-14-0, M.Valdes-Scantling 2-38-0, N.Gray 2-8-0, C.Edwards-Helaire 2-3-0, Ju.Watson 1-16-0. Bal—Z.Flowers 5-115-1, J.Hill 4-34-0, O.Beckham 3-22-0, I.Likely 2-16-0, M.Andrews 2-15-0, N.Agholor 1-39-0, G.Edwards 1-16-0, L.Jackson 1-13-0, R.Bateman 1-2-0.

**KICKOFF RETURNS:** KC—None. Bal—None.

**PUNT RETURNS:** KC—R.James 2-18-0. Bal—D.Duvernay 2-21-0.

**PUNTING:** KC—T.Townsend 6-279-46.5. Bal—J.Stout 5-251-50.2.

**INTERCEPTIONS:** KC—D.Bush 1-0. Bal—None.

**SACKS:** KC—J.Reid 1-8, G.Karlaftis 1-4, C.Omenihu 1-3, T.Wharton 1-2. Bal—J.Clowney 1-9, J.Madubuike 0.5-1, M.Pierce 0.5-1.

# PLAYOFF GAME SUMMARIES

## NFC CHAMPIONSHIP GAME RESULTS

*Includes NFL Championship Games (1933-69)*

Season	Date	Winner (Share)	Losers (Share)	Score	Site	Attendance
2023	Jan. 28	San Francisco (\$73,000)	Detroit (\$73,000)	34-31	Santa Clara, Calif.	71,824
2022	Jan. 29	Philadelphia (\$69,000)	San Francisco (\$69,000)	31-7	Philadelphia, Pa.	69,879
2021	Jan. 30	L.A. Rams (\$65,000)	San Francisco (\$65,000)	20-17	Inglewood, Calif.	73,202
2020	Jan. 24	Tampa Bay (\$59,000)	Green Bay (\$59,000)	31-26	Green Bay, Wis.	7,772
2019	Jan. 19	San Francisco (\$56,000)	Green Bay (\$56,000)	37-20	Santa Clara, Calif.	72,211
2018	Jan. 20	L.A. Rams (\$54,000)	New Orleans (\$54,000)	26-23*	New Orleans, La.	73,028
2017	Jan. 21	Philadelphia (\$51,000)	Minnesota (\$51,000)	38-7	Philadelphia, Pa.	69,596
2016	Jan. 22	Atlanta (\$49,000)	Green Bay (\$49,000)	44-21	Atlanta, Ga.	71,127
2015	Jan. 24	Carolina (\$46,000)	Arizona (\$46,000)	49-15	Charlotte, N.C.	74,294
2014	Jan. 18	Seattle (\$44,000)	Green Bay (\$44,000)	28-22*	Seattle, Wash.	68,538
2013	Jan. 19	Seattle (\$42,000)	San Francisco (\$42,000)	23-17	Seattle, Wash.	68,454
2012	Jan. 20	San Francisco (\$40,000)	Atlanta (\$40,000)	28-24	Atlanta, Ga.	70,863
2011	Jan. 22	N.Y. Giants (\$40,000)	San Francisco (\$40,000)	20-17*	San Francisco, Calif.	69,732
2010	Jan. 23	Green Bay (\$38,000)	Chi. Bears (\$38,000)	21-14	Chicago, Ill.	62,377
2009	Jan. 24	New Orleans (\$38,000)	Minnesota (\$38,000)	31-28*	New Orleans, La.	71,276
2008	Jan. 18	Arizona (\$37,500)	Philadelphia (\$37,500)	32-25	Glendale, Ariz.	70,650
2007	Jan. 20	N.Y. Giants (\$37,500)	Green Bay (\$37,500)	23-20*	Green Bay, Wis.	72,740
2006	Jan. 21	Chi. Bears (\$37,000)	New Orleans (\$37,000)	39-14	Chicago, Ill.	61,817
2005	Jan. 22	Seattle (\$37,000)	Carolina (\$37,000)	34-14	Seattle, Wash.	67,837
2004	Jan. 23	Philadelphia (\$36,500)	Atlanta (\$36,500)	27-10	Philadelphia, Pa.	67,717
2003	Jan. 18	Carolina (\$36,500)	Philadelphia (\$36,500)	14-3	Philadelphia, Pa.	67,862
2002	Jan. 19	Tampa Bay (\$35,000)	Philadelphia (\$35,000)	27-10	Philadelphia, Pa.	66,713
2001	Jan. 27	St.L. Rams (\$34,500)	Philadelphia (\$34,500)	29-24	St. Louis, Mo.	66,502
2000	Jan. 14	N.Y. Giants (\$34,500)	Minnesota (\$34,500)	41-0	East Rutherford, N.J.	79,310
1999	Jan. 23	St.L. Rams (\$33,000)	Tampa Bay (\$33,000)	11-6	St. Louis, Mo.	66,396
1998	Jan. 17	Atlanta (\$32,500)	Minnesota (\$32,500)	30-27*	Minneapolis, Minn.	64,060
1997	Jan. 11	Green Bay (\$30,000)	San Francisco (\$30,000)	23-10	San Francisco, Calif.	68,987
1996	Jan. 12	Green Bay (\$29,000)	Carolina (\$29,000)	30-13	Green Bay, Wis.	60,216
1995	Jan. 14	Dal. Cowboys (\$27,000)	Green Bay (\$27,000)	38-27	Irving, Texas	65,135
1994	Jan. 15	San Francisco (\$26,000)	Dal. Cowboys (\$26,000)	38-28	San Francisco, Calif.	69,125
1993	Jan. 23	Dal. Cowboys (\$23,500)	San Francisco (\$23,500)	38-21	Irving, Texas	64,902
1992	Jan. 17	Dal. Cowboys (\$18,000)	San Francisco (\$18,000)	30-20	San Francisco, Calif.	64,920
1991	Jan. 12	Washington (\$18,000)	Detroit (\$18,000)	41-10	Washington, D.C.	55,585
1990	Jan. 20	N.Y. Giants (\$18,000)	San Francisco (\$18,000)	15-13	San Francisco, Calif.	65,750
1989	Jan. 14	San Francisco (\$18,000)	L.A. Rams (\$18,000)	30-3	San Francisco, Calif.	65,634
1988	Jan. 8	San Francisco (\$18,000)	Chi. Bears (\$18,000)	28-3	Chicago, Ill.	66,946
1987	Jan. 17	Washington (\$18,000)	Minnesota (\$18,000)	17-10	Washington, D.C.	55,212
1986	Jan. 11	N.Y. Giants (\$18,000)	Washington (\$18,000)	17-0	East Rutherford, N.J.	76,891
1985	Jan. 12	Chi. Bears (\$18,000)	L.A. Rams (\$18,000)	24-0	Chicago, Ill.	66,030
1984	Jan. 6	San Francisco (\$18,000)	Chi. Bears (\$18,000)	23-0	San Francisco, Calif.	61,336
1983	Jan. 8	Washington (\$18,000)	San Francisco (\$18,000)	24-21	Washington, D.C.	55,363
1982	Jan. 22	Washington (\$18,000)	Dal. Cowboys (\$18,000)	31-17	Washington, D.C.	55,045
1981	Jan. 10	San Francisco (\$9,000)	Dal. Cowboys (\$9,000)	28-27	San Francisco, Calif.	60,525
1980	Jan. 11	Philadelphia (\$9,000)	Dal. Cowboys (\$9,000)	20-7	Philadelphia, Pa.	71,522
1979	Jan. 6	L.A. Rams (\$9,000)	Tampa Bay (\$9,000)	9-0	Tampa, Fla.	72,033
1978	Jan. 7	Dal. Cowboys (\$9,000)	L.A. Rams (\$9,000)	28-0	Los Angeles, Calif.	71,086
1977	Jan. 1	Dal. Cowboys (\$9,000)	Minnesota (\$9,000)	23-6	Irving, Texas	64,293
1976	Dec. 26	Minnesota (\$8,500)	L.A. Rams (\$5,500)	24-13	Bloomington, Minn.	48,379
1975	Jan. 4	Dal. Cowboys (\$8,500)	L.A. Rams (\$5,500)	37-7	Los Angeles, Calif.	88,919
1974	Dec. 29	Minnesota (\$8,500)	L.A. Rams (\$5,500)	14-10	Bloomington, Minn.	48,444
1973	Dec. 30	Minnesota (\$8,500)	Dal. Cowboys (\$5,500)	27-10	Irving, Texas	64,422
1972	Dec. 31	Washington (\$8,500)	Dal. Cowboys (\$5,500)	26-3	Washington, D.C.	53,129
1971	Jan. 2	Dal. Cowboys (\$8,500)	San Francisco (\$5,500)	14-3	Irving, Texas	63,409
1970	Jan. 3	Dal. Cowboys (\$8,500)	San Francisco (\$5,500)	17-10	San Francisco, Calif.	59,364
1969	Jan. 4	Minnesota (\$7,930)	Cle. Browns (\$5,118)	27-7	Bloomington, Minn.	46,503
1968	Dec. 29	Bal. Colts (\$9,306)	Cle. Browns (\$5,963)	34-0	Cleveland, Ohio	78,410
1967	Dec. 31	Green Bay (\$7,950)	Dal. Cowboys (\$5,299)	21-17	Green Bay, Wis.	50,861
1966	Jan. 1	Green Bay (\$9,813)	Dal. Cowboys (\$6,527)	34-27	Dallas, Texas	74,152
1965	Jan. 2	Green Bay (\$7,819)	Cle. Browns (\$5,288)	23-12	Green Bay, Wis.	50,777
1964	Dec. 27	Cle. Browns (\$8,052)	Bal. Colts (\$5,571)	27-0	Cleveland, Ohio	79,544
1963	Dec. 29	Chi. Bears (\$5,899)	N.Y. Giants (\$4,218)	14-10	Chicago, Ill.	45,801
1962	Dec. 30	Green Bay (\$5,888)	N.Y. Giants (\$4,166)	16-7	New York, N.Y.	64,892
1961	Dec. 31	Green Bay (\$5,195)	N.Y. Giants (\$3,339)	37-0	Green Bay, Wis.	39,029
1960	Dec. 26	Philadelphia (\$5,116)	Green Bay (\$3,105)	17-13	Philadelphia, Pa.	67,325
1959	Dec. 27	Bal. Colts (\$4,674)	N.Y. Giants (\$3,083)	31-16	Baltimore, Md.	57,545
1958	Dec. 28	Bal. Colts (\$4,718)	N.Y. Giants (\$3,111)	23-17*	New York, N.Y.	64,185
1957	Dec. 29	Detroit (\$4,295)	Cle. Browns (\$2,750)	59-14	Detroit, Mich.	55,263
1956	Dec. 30	N.Y. Giants (\$3,779)	Chi. Bears (\$2,485)	47-7	New York, N.Y.	56,836
1955	Dec. 26	Cle. Browns (\$3,508)	L.A. Rams (\$2,316)	38-14	Los Angeles, Calif.	85,693
1954	Dec. 26	Cle. Browns (\$2,478)	Detroit (\$1,585)	56-10	Cleveland, Ohio	43,827
1953	Dec. 27	Detroit (\$2,424)	Cle. Browns (\$1,654)	17-16	Detroit, Mich.	54,577
1952	Dec. 28	Detroit (\$2,274)	Cle. Browns (\$1,712)	17-7	Cleveland, Ohio	50,934
1951	Dec. 23	L.A. Rams (\$2,108)	Cle. Browns (\$1,483)	24-17	Los Angeles, Calif.	57,522
1950	Dec. 24	Cle. Browns (\$1,113)	L.A. Rams (\$686)	30-28	Cleveland, Ohio	29,751
1949	Dec. 18	Philadelphia (\$1,094)	L.A. Rams (\$739)	14-0	Los Angeles, Calif.	27,980

## PLAYOFF GAME SUMMARIES

Season	Date	Winner (Share)	Loser (Share)	Score	Site	Attendance
1948	Dec. 19	Philadelphia (\$1,540)	Chi. Cardinals (\$874)	7-0	Philadelphia, Pa.	36,309
1947	Dec. 28	Chi. Cardinals (\$1,132)	Philadelphia (\$754)	28-21	Chicago, Ill.	30,759
1946	Dec. 15	Chi. Bears (\$1,975)	N.Y. Giants (\$1,295)	24-14	New York, N.Y.	58,346
1945	Dec. 16	Cle. Rams (\$1,469)	Washington (\$902)	15-14	Cleveland, Ohio	32,178
1944	Dec. 17	Green Bay (\$1,449)	N.Y. Giants (\$814)	14-7	New York, N.Y.	46,016
1943	Dec. 26	Chi. Bears (\$1,146)	Washington (\$765)	41-21	Chicago, Ill.	34,320
1942	Dec. 13	Washington (\$965)	Chi. Bears (\$637)	14-6	Washington, D.C.	36,006
1941	Dec. 21	Chi. Bears (\$430)	N.Y. Giants (\$288)	37-9	Chicago, Ill.	13,341
1940	Dec. 8	Chi. Bears (\$873)	Washington (\$606)	73-0	Washington, D.C.	36,034
1939	Dec. 10	Green Bay (\$703.97)	N.Y. Giants (\$455.57)	27-0	Milwaukee, Wis.	32,279
1938	Dec. 11	N.Y. Giants (\$504.45)	Green Bay (\$368.81)	23-17	New York, N.Y.	48,120
1937	Dec. 12	Washington (\$225.90)	Chi. Bears (\$127.78)	28-21	Chicago, Ill.	15,870
1936	Dec. 13	Green Bay (\$250)	Bos. Redskins (\$180)	21-6	New York, N.Y.	29,545
1935	Dec. 15	Detroit (\$313.35)	N.Y. Giants (\$200.20)	26-7	Detroit, Mich.	15,000
1934	Dec. 9	N.Y. Giants (\$621)	Chi. Bears (\$414.02)	30-13	New York, N.Y.	35,059
1933	Dec. 17	Chi. Bears (\$210.34)	N.Y. Giants (\$140.22)	23-21	Chicago, Ill.	26,000

\*Overtime

### NFC/NFL CHAMPIONSHIP GAME COMPOSITE STANDINGS

	W	L	Pct.	Pts.	OP
Seattle Seahawks	3	0	1.000	85	53
Baltimore Colts	3	1	.750	88	60
Philadelphia Eagles	7	5	.583	237	174
Washington Commanders*	7	5	.583	222	255
Green Bay Packers	11	8	.579	433	354
Detroit Lions	4	3	.571	170	175
Chicago Bears	8	7	.533	339	280
Arizona Cardinals**	2	2	.500	75	102
Atlanta Falcons	2	2	.500	108	103
Carolina Panthers	2	2	.500	90	82
Dallas Cowboys	8	8	.500	361	319
Tampa Bay Buccaneers	2	2	.500	64	56
Los Angeles Rams***	7	9	.438	209	340
New York Giants	8	11	.421	324	359
San Francisco 49ers	8	11	.421	402	391
Minnesota Vikings	4	6	.400	170	220
Cleveland Browns	4	7	.364	224	253
New Orleans Saints	1	2	.333	68	93

\*One game played when franchise was in Boston (Lost 21-6).

\*\*Two games played when franchise was in Chicago (Won 28-21, lost 7-0).

\*\*\*One game played when franchise was in Cleveland (Won 15-14), and two games when franchise was in St. Louis (Won 11-6, won 29-24).

### 2023 NFC CHAMPIONSHIP GAME

Levi's Stadium, Santa Clara, Calif.

Jan. 28, 2024, Attendance: 71,824

**SAN FRANCISCO 34, DETROIT 31**—Brandon Aiyuk's improbable 51-yard reception helped save San Francisco's season, rallying the Niners from a 17-point halftime deficit and launch them into the Super Bowl for the second time in four years. Aiyuk kept his focus as Brock Purdy's pass deflected off a defender's facemask, sparking San Francisco to 17 points over an eight-minute stretch in the third quarter. The Niners' defense also stonewalled the Lions on two late fourth downs in field-goal range and Purdy authored his second fourth-quarter comeback in as many weeks, passing for 267 yards and a touchdown along with 48 yards on the ground thanks to two crushing 21-yard scrambles. San Francisco also got a pair of touchdown runs from NFL rushing champion Christian McCaffrey, helping to end Detroit's magical season, keeping the Lions from their first Super Bowl berth.

Detroit (31)	Offense	San Francisco (34)
J. Williams	WR	B. Aiyuk
T. Decker	LT	T. Williams
K. Awosika	LG	A. Banks
F. Ragnow	C	J. Brendel
G. Glasgow	RG	J. Feliciano
P. Sewell	RT	C. McKivitz
S. LaPorta	TE	G. Kittle
J. Reynolds	WR	D. Samuel
A. St. Brown	WR/FB	K. Juszczyk

J. Goff	QB	B. Purdy
D. Montgomery	RB	C. McCaffrey
	<b>Defense</b>	
A. McNeill	DL	A. Armstead
A. Hutchinson	DL	C. Young
T. Alualu	DL	J. Hargrave
J. Cominsky	DL/RDE	N. Bosa
A. Anzalone	LB	D. Greenlaw
D. Barnes	LB	F. Warner
J. Campbell	LB/DB	D. Lenoir
C. Sutton	CB	A. Thomas
K. Vildor	CB	C. Ward
K. Joseph	S	J. Brown
I. Melfonwu	S	T. Gipson

### SUBSTITUTIONS

**DETROIT**—DB 2 C. Gardner-Johnson, P 3 J. Fox, RB 13 C. Reynolds, K 17 M. Badgley, WR 19 D. Peoples-Jones, CB 25 W. Harris, RB 26 J. Gibbs, CB 27 C. Lucas, CB 30 K. Dorsey, DB 32 B. Branch, LB 41 J. Houston, LB 42 J. Reeves-Maybin, LS 43 J. McQuaide, LB 44 M. Rodriguez, FB 45 J. Cabinda, LB 57 A. Pittman, T 70 D. Skipper, OL 71 M. Schofield, OL 75 C. Sorsdal, WR 80 A. Green, TE 86 A. Firkser, DL 91 L. Onwuzurike, DL 93 J. Paschal, DL 94 B. Jones, DL 95 R. Okwara.

**SAN FRANCISCO**—WR 3 R. McCloud, K 4 J. Moody, LB 5 R. Gregory, TE 9 B. Willis, WR 15 J. Jennings, P 18 M. Wishnowsky, RB 24 J. Mason, RB 25 E. Mitchell, CB 26 I. Oliver, CB 28 D. Luter, S 30 G. Odum, S 33 L. Ryan, LB 45 D. Flannigan-Fowles, LS 46 T. Pepper, LB 48 O. Burks, DL 51 R. Beal, LB 53 D. Winters, DT 69 S. Joseph, OL 74 S. Burford, OL 76 J. Moore, OL 78 B. Barch, WR 84 C. Conley, TE 89 C. Woerner, DL 90 K. Givens, DT 99 J. Kinlaw.

### OFFICIALS

Referee—Clete Blakeman. Umpire—Barry Anderson. Down Judge—Dana McKenzie. Line Judge—Rusty Baynes. Field Judge—Anthony Fleming. Side Judge—Chad Hill. Back Judge—Grantis Bell. Replay Official—Chad Adams.

### SCORING

<b>Detroit</b>	14	10	0	7	—	31
<b>San Francisco</b>	0	7	17	10	—	34
Det	—	J. Williams	42 run (M. Badgley kick)			
Det	—	D. Montgomery	1 run (M. Badgley kick)			
SF	—	C. McCaffrey	2 run (J. Moody kick)			
Det	—	J. Gibbs	15 run (M. Badgley kick)			
Det	—	M. Badgley	21 FG			
SF	—	J. Moody	43 FG			
SF	—	B. Aiyuk	6 pass from B. Purdy (J. Moody kick)			
SF	—	C. McCaffrey	1 run (J. Moody kick)			
SF	—	J. Moody	33 FG			
SF	—	E. Mitchell	3 run (J. Moody kick)			
Det	—	J. Williams	3 pass from J. Goff (M. Badgley kick)			

## PLAYOFF GAME SUMMARIES

TEAM STATISTICS	DET	SF
Total First Downs	28	23
By Rushing	11	11
By Passing	16	12
By Penalty	1	0
Third-Down Efficiency	6-12-50.0%	6-12-50.0%
Fourth-Down Efficiency	1-3-33.3%	0-1-0.0%
Total Net Yards	442	413
Total Offensive Plays	72	66
Average Gain Per Offensive Play	6.1	6.3
Net Yards Rushing	182	155
Total Rushing Plays	29	33
Average Gain Per Rushing Play	6.3	4.7
Net Yards Passing	260	258
Times Thrown - Yards Lost Att. to Pass	2-13	2-9
Pass Att.-Comp.-Had Int.	41-25-0	31-20-1
Average Gain Per Pass Play	6.0	7.8
Punts Number and Average	2-54.0	1-56.0
Total Return Yardage (not incl. kickoffs)	19	0
Punt Returns	1-10	1-0
Kickoff Returns	0-0	1-28
Interception Returns	1-9	0-0
Penalties Number and Yards	2-15	3-20
Fumbles Number and Lost	1-1	0-0
Field Goals Made-Attempts	1-1	2-3
Time of Possession	27:48	32:12

### INDIVIDUAL STATISTICS

**RUSHING:** Det—D.Montgomery 15-93-1, J.Gibbs 12-45-1, J.Williams 1-42-1, A.St. Brown 1-2-0. SF—C.McCaffrey 20-90-2, B.Purdy 5-48-0, E.Mitchell 4-7-1, D.Samuel 3-7-0, K.Jusczyk 1-3-0.

**PASSING:** Det—J.Goff 41-25-273-1-0. SF—B.Purdy 31-20-267-1-1.

**RECEIVING:** Det—S.LaPorta 9-97-0, A.St. Brown 7-87-0, J.Gibbs 3-11-0, J.Williams 2-25-1, D.Montgomery 2-20-0, J.Reynolds 1-25-0, A.Firkser 1-8-0. SF—D.Samuel 8-89-0, C.McCaffrey 4-42-0, B.Aiyuk 3-68-1, K.Jusczyk 2-33-0, G.Kittle 2-27-0, J.Jennings 1-8-0.

**KICKOFF RETURNS:** Det—None. SF—R.McCloud 1-28-0.

**PUNT RETURNS:** Det—D.Peoples-Jones 1-10-0. SF—None.

**PUNTING:** Det—J.Fox 2-108-54.0. SF—M.Wishnowsky 1-56-56.0.

**INTERCEPTIONS:** Det—M.Rodriguez 1-9-0. SF—None

**SACKS:** Det—A.McNeill 1-2, T.Alualu 0.5-3.5, I.Meifonwu 0.5-3.5. SF—N.Bosa 2-13.

### AFC DIVISIONAL PLAYOFF GAMES RESULTS

*Includes Second-Round Playoff Games (1982), AFC Inter-Divisional Games (1969), and special playoff games to break ties for AFL Division Championships (1963, 1968)*

Season	Date	Winner (Share)	Losers (Share)	Score	Site	Attendance
2023	Jan. 21	Kansas City (\$50,500)	Buffalo (\$50,500)	27-24	Orchard Park, N.Y.	70,808
	Jan. 20	Bal. Ravens (\$50,500)	Hou. Texans (\$50,500)	34-10	Baltimore, Md.	71,018
2022	Jan. 22	Cincinnati (\$46,500)	Buffalo (\$46,500)	27-10	Orchard Park, N.Y.	70,733
	Jan. 21	Kansas City (\$46,500)	Jacksonville (\$46,500)	27-20	Kansas City, Mo.	73,220
2021	Jan. 23	Kansas City (\$42,500)	Buffalo (\$42,500)	42-36*	Kansas City, Mo.	73,242
	Jan. 22	Cincinnati (\$42,500)	Tennessee (\$42,500)	19-16	Nashville, Tenn.	69,242
2020	Jan. 17	Kansas City (\$33,000)	Cle. Browns (\$33,000)	22-17	Kansas City, Mo.	16,730
	Jan. 16	Buffalo (\$33,000)	Bal. Ravens (\$33,000)	17-3	Orchard Park, N.Y.	6,772
2019	Jan. 12	Kansas City (\$31,000)	Hou. Texans (\$31,000)	51-31	Kansas City, Mo.	73,503
	Jan. 11	Tennessee (\$31,000)	Bal. Ravens (\$31,000)	28-12	Baltimore, Md.	71,254
2018	Jan. 13	New England (\$29,000)	L.A. Chargers (\$29,000)	41-28	Foxborough, Mass.	65,878
	Jan. 12	Kansas City (\$29,000)	Indianapolis (\$29,000)	31-13	Kansas City, Mo.	76,765
2017	Jan. 14	Jacksonville (\$28,000)	Pittsburgh (\$28,000)	45-42	Pittsburgh, Pa.	64,524
	Jan. 13	New England (\$28,000)	Tennessee (\$28,000)	35-14	Foxborough, Mass.	65,878
2016	Jan. 15	Pittsburgh (\$27,000)	Kansas City (\$27,000)	18-16	Kansas City, Mo.	75,678
	Jan. 14	New England (\$27,000)	Hou. Texans (\$27,000)	34-16	Foxborough, Mass.	66,829
2015	Jan. 17	Denver (\$25,000)	Pittsburgh (\$25,000)	23-16	Denver, Colo.	76,956
	Jan. 16	New England (\$25,000)	Kansas City (\$25,000)	27-20	Foxborough, Mass.	66,829
2014	Jan. 11	Indianapolis (\$24,000)	Denver (\$24,000)	24-13	Denver, Colo.	76,867
	Jan. 10	New England (\$24,000)	Bal. Ravens (\$24,000)	35-31	Foxborough, Mass.	68,756
2013	Jan. 12	Denver (\$23,000)	S.D. Chargers (\$23,000)	24-17	Denver, Colo.	76,969
	Jan. 11	New England (\$23,000)	Indianapolis (\$23,000)	43-22	Foxborough, Mass.	68,756
2012	Jan. 13	New England (\$22,000)	Hou. Texans (\$22,000)	41-28	Foxborough, Mass.	68,756
	Jan. 12	Bal. Ravens (\$22,000)	Denver (\$22,000)	38-35*	Denver, Colo.	76,732
2011	Jan. 15	Bal. Ravens (\$22,000)	Hou. Texans (\$22,000)	20-13	Baltimore, Md.	71,547
	Jan. 14	New England (\$22,000)	Denver (\$22,000)	45-10	Foxborough, Mass.	68,756
2010	Jan. 16	N.Y. Jets (\$21,000)	New England (\$21,000)	28-21	Foxborough, Mass.	68,756
	Jan. 15	Pittsburgh (\$21,000)	Bal. Ravens (\$21,000)	31-24	Pittsburgh, Pa.	64,879
2009	Jan. 17	N.Y. Jets (\$21,000)	S.D. Chargers (\$21,000)	17-14	San Diego, Calif.	69,498
	Jan. 16	Indianapolis (\$21,000)	Bal. Ravens (\$21,000)	20-3	Indianapolis, Ind.	67,535
2008	Jan. 11	Pittsburgh (\$20,000)	S.D. Chargers (\$20,000)	35-24	Pittsburgh, Pa.	63,899
	Jan. 10	Bal. Ravens (\$20,000)	Tennessee (\$20,000)	13-10	Nashville, Tenn.	69,143
2007	Jan. 13	S.D. Chargers (\$20,000)	Indianapolis (\$20,000)	28-24	Indianapolis, Ind.	56,950
	Jan. 12	New England (\$20,000)	Jacksonville (\$20,000)	31-20	Foxborough, Mass.	68,756
2006	Jan. 14	New England (\$19,000)	S.D. Chargers (\$19,000)	24-21	San Diego, Calif.	68,810
	Jan. 13	Indianapolis (\$19,000)	Bal. Ravens (\$19,000)	15-6	Baltimore, Md.	71,162
2005	Jan. 15	Pittsburgh (\$19,000)	Indianapolis (\$19,000)	21-18	Indianapolis, Ind.	57,449
	Jan. 14	Denver (\$19,000)	New England (\$19,000)	27-13	Denver, Colo.	76,238
2004	Jan. 16	New England (\$18,000)	Indianapolis (\$18,000)	20-3	Foxborough, Mass.	68,756
	Jan. 15	Pittsburgh (\$18,000)	N.Y. Jets (\$18,000)	20-17*	Pittsburgh, Pa.	64,915
2003	Jan. 11	Indianapolis (\$18,000)	Kansas City (\$18,000)	38-31	Kansas City, Mo.	79,159
	Jan. 10	New England (\$18,000)	Tennessee (\$18,000)	17-14	Foxborough, Mass.	68,436
2002	Jan. 12	Oak Raiders (\$17,000)	N.Y. Jets (\$17,000)	30-10	Oakland, Calif.	62,207
	Jan. 11	Tennessee (\$17,000)	Pittsburgh (\$17,000)	34-31*	Nashville, Tenn.	68,809

## PLAYOFF GAME SUMMARIES

Season	Date	Winner (Share)	Loser (Share)	Score	Site	Attendance
2001	Jan. 20	Pittsburgh (\$17,000)	Bal. Ravens (\$17,000)	27-10	Pittsburgh, Pa.	63,976
	Jan. 19	New England (\$17,000)	Oak. Raiders (\$17,000)	16-13*	Foxborough, Mass.	60,292
2000	Jan. 7	Bal. Ravens (\$16,000)	Tennessee (\$16,000)	24-10	Nashville, Tenn.	68,527
	Jan. 6	Oak. Raiders (\$16,000)	Miami (\$16,000)	27-0	Oakland, Calif.	61,998
1999	Jan. 16	Tennessee (\$16,000)	Indianapolis (\$16,000)	19-16	Indianapolis, Ind.	57,097
	Jan. 15	Jacksonville (\$16,000)	Miami (\$16,000)	62-7	Jacksonville, Fla.	75,173
1998	Jan. 10	N.Y. Jets (\$15,000)	Jacksonville (\$15,000)	34-24	East Rutherford, N.J.	78,817
	Jan. 9	Denver (\$15,000)	Miami (\$15,000)	38-3	Denver, Colo.	75,729
1997	Jan. 4	Denver (\$15,000)	Kansas City (\$15,000)	14-10	Kansas City, Mo.	76,965
	Jan. 3	Pittsburgh (\$15,000)	New England (\$15,000)	7-6	Pittsburgh, Pa.	61,228
1996	Jan. 5	New England (\$14,000)	Pittsburgh (\$14,000)	28-3	Foxborough, Mass.	60,188
	Jan. 4	Jacksonville (\$14,000)	Denver (\$14,000)	30-27	Denver, Colo.	75,678
1995	Jan. 7	Indianapolis (\$13,000)	Kansas City (\$13,000)	10-7	Kansas City, Mo.	77,594
	Jan. 6	Pittsburgh (\$13,000)	Buffalo (\$13,000)	40-21	Pittsburgh, Pa.	59,072
1994	Jan. 8	S.D. Chargers (\$12,000)	Miami (\$12,000)	22-21	San Diego, Calif.	63,381
	Jan. 7	Pittsburgh (\$12,000)	Cle. Browns (\$12,000)	29-9	Pittsburgh, Pa.	58,185
1993	Jan. 16	Kansas City (\$12,000)	Hou. Oilers (\$12,000)	28-20	Houston, Texas	64,011
	Jan. 15	Buffalo (\$12,000)	L.A. Raiders (\$12,000)	29-23	Orchard Park, N.Y.	61,923
1992	Jan. 10	Miami (\$10,000)	S.D. Chargers (\$10,000)	31-0	Miami, Fla.	71,224
	Jan. 9	Buffalo (\$10,000)	Pittsburgh (\$10,000)	24-3	Pittsburgh, Pa.	60,407
1991	Jan. 5	Buffalo (\$10,000)	Kansas City (\$10,000)	37-14	Orchard Park, N.Y.	80,182
	Jan. 4	Denver (\$10,000)	Hou. Oilers (\$10,000)	26-24	Denver, Colo.	75,301
1990	Jan. 13	L.A. Raiders (\$10,000)	Cincinnati (\$10,000)	20-10	Los Angeles, Calif.	92,045
	Jan. 12	Buffalo (\$10,000)	Miami (\$10,000)	44-34	Orchard Park, N.Y.	77,087
1989	Jan. 7	Denver (\$10,000)	Pittsburgh (\$10,000)	24-23	Denver, Colo.	75,477
	Jan. 6	Cle. Browns (\$10,000)	Buffalo (\$10,000)	34-30	Cleveland, Ohio	78,921
1988	Jan. 1	Buffalo (\$10,000)	Hou. Oilers (\$10,000)	17-10	Orchard Park, N.Y.	79,532
	Dec. 31	Cincinnati (\$10,000)	Seattle (\$10,000)	21-13	Cincinnati, Ohio	58,560
1987	Jan. 10	Denver (\$10,000)	Hou. Oilers (\$10,000)	34-10	Denver, Colo.	75,440
	Jan. 9	Cle. Browns (\$10,000)	Indianapolis (\$10,000)	38-21	Cleveland, Ohio	79,372
1986	Jan. 4	Denver (\$10,000)	New England (\$10,000)	22-17	Denver, Colo.	75,262
	Jan. 3	Cle. Browns (\$10,000)	N.Y. Jets (\$10,000)	23-20*	Cleveland, Ohio	79,720
1985	Jan. 5	New England (\$10,000)	L.A. Raiders (\$10,000)	27-20	Los Angeles, Calif.	87,163
	Jan. 4	Miami (\$10,000)	Cle. Browns (\$10,000)	24-21	Miami, Fla.	74,667
1984	Dec. 30	Pittsburgh (\$10,000)	Denver (\$10,000)	24-17	Denver, Colo.	74,981
	Dec. 29	Miami (\$10,000)	Seattle (\$10,000)	31-10	Miami, Fla.	73,469
1983	Jan. 1	L.A. Raiders (\$10,000)	Pittsburgh (\$10,000)	38-10	Los Angeles, Calif.	90,380
	Dec. 31	Seattle (\$10,000)	Miami (\$10,000)	27-20	Miami, Fla.	74,136
1982	Jan. 16	Miami (\$10,000)	S.D. Chargers (\$10,000)	34-13	Miami, Fla.	71,383
	Jan. 15	N.Y. Jets (\$10,000)	L.A. Raiders (\$10,000)	17-14	Los Angeles, Calif.	90,038
1981	Jan. 3	Cincinnati (\$5,000)	Buffalo (\$5,000)	18-21	Cincinnati, Ohio	55,420
	Jan. 2	S.D. Chargers (\$5,000)	Miami (\$5,000)	41-38*	Miami, Fla.	73,735
1980	Jan. 4	Oak. Raiders (\$5,000)	Cle. Browns (\$5,000)	14-12	Cleveland, Ohio	78,245
	Jan. 3	S.D. Chargers (\$5,000)	Buffalo (\$5,000)	20-14	San Diego, Calif.	52,253
1979	Dec. 30	Pittsburgh (\$5,000)	Miami (\$5,000)	34-14	Pittsburgh, Pa.	50,214
	Dec. 29	Hou. Oilers (\$5,000)	S.D. Chargers (\$5,000)	17-14	San Diego, Calif.	51,192
1978	Dec. 31	Hou. Oilers (\$5,000)	New England (\$5,000)	31-14	Foxborough, Mass.	60,735
	Dec. 30	Pittsburgh (\$5,000)	Denver (\$5,000)	33-10	Pittsburgh, Pa.	50,230
1977	Dec. 24	Oak. Raiders (\$5,000)	Bal. Colts (\$5,000)	37-31*	Baltimore, Md.	59,925
	Dec. 24	Denver (\$5,000)	Pittsburgh (\$5,000)	34-21	Denver, Colo.	75,059
1976	Dec. 19	Pittsburgh [\$]	Bal. Colts [\$]	40-14	Baltimore, Md.	59,296
	Dec. 18	Oak. Raiders [\$]	New England [\$]	24-21	Oakland, Calif.	53,050
1975	Dec. 28	Oak. Raiders [\$]	Cincinnati [\$]	31-28	Oakland, Calif.	53,030
	Dec. 27	Pittsburgh [\$]	Bal. Colts [\$]	28-10	Pittsburgh, Pa.	49,557
1974	Dec. 22	Pittsburgh [\$]	Buffalo [\$]	32-14	Pittsburgh, Pa.	49,841
	Dec. 21	Oak. Raiders [\$]	Miami [\$]	28-26	Oakland, Calif.	53,023
1973	Dec. 23	Miami [\$]	Cincinnati [\$]	34-16	Miami, Fla.	78,928
	Dec. 22	Oak. Raiders [\$]	Pittsburgh [\$]	33-14	Oakland, Calif.	52,646
1972	Dec. 24	Miami [\$]	Cle. Browns [\$]	20-14	Miami, Fla.	78,916
	Dec. 23	Pittsburgh [\$]	Oak. Raiders [\$]	13-7	Pittsburgh, Pa.	50,327
1971	Dec. 26	Bal. Colts [\$]	Cle. Browns [\$]	20-3	Cleveland, Ohio	70,734
	Dec. 25	Miami [\$]	Kansas City [\$]	27-24*	Kansas City, Mo.	50,374
1970	Dec. 27	Oak. Raiders [\$]	Miami [\$]	21-14	Oakland, Calif.	52,594
	Dec. 26	Bal. Colts [\$]	Cincinnati [\$]	17-0	Baltimore, Md.	49,694
1969	Dec. 21	Oak. Raiders [\$]	Hou. Oilers [\$]	56-7	Oakland, Calif.	53,539
	Dec. 20	Kansas City [\$]	N.Y. Jets [\$]	13-6	New York, N.Y.	62,977
1968	Dec. 22	Oak. Raiders [\$]	Kansas City [\$]	41-6	Oakland, Calif.	53,605
1963	Dec. 28	Bos. Patriots [\$]	Buffalo [\$]	26-8	Buffalo, N.Y.	33,044

\*Overtime

\$ Players received 1/14 of annual salary for playoff appearances.

# PLAYOFF GAME SUMMARIES

## 2023 AFC DIVISIONAL PLAYOFF GAMES

Highmark Stadium; Orchard Park, N.Y.

Jan. 21, 2024, Attendance: 70,808

**KANSAS CITY 27, BUFFALO 24**—In his first career postseason road game, Patrick Mahomes connected with Travis Kelce on two touchdowns to lead the Chiefs to a sixth consecutive AFC Championship Game and finding yet another way to beat the Bills in the playoffs. Mahomes, who improved his career postseason record to 13-3, led Kansas City to point on five of their first six drives, excluding a kneel-down before halftime. The Chiefs earned the game-winning points on Isiah Pacheco's 4-yard touchdown run early in the final quarter — the sixth and final lead change during a contest in which neither club led by more than seven points. Buffalo missed a field goal wide right with 1:47 remaining, allowing Kansas City to run out the clock.

<b>Kansas City</b>	3	10	7	7	—	27
<b>Buffalo</b>	3	14	7	0	—	24
Buf	—	T.Bass 27 FG				
KC	—	H.Butker 47 FG				
Buf	—	J.Allen 5 run (T.Bass kick)				
KC	—	H.Butker 29 yd. FG				
KC	—	T.Kelce 22 pass from P.Mahomes (H.Butker kick)				
Buf	—	J.Allen 2 run (T.Bass kick)				
KC	—	T.Kelce 3 pass from P.Mahomes (H.Butker kick)				
Buf	—	K.Shakir 13 pass from J.Allen (T.Bass kick)				
KC	—	I.Pacheco 4 yd. run (H.Butker kick)				

M&T Bank Stadium; Baltimore, Md.

Jan. 20, 2024, Attendance: 71,018

## BALTIMORE RAVENS 34, HOUSTON TEXANS 10

Lamar Jackson passed for two touchdowns and ran for two more to secure his city's first home AFC Championship Game since the 1970 season. Jackson also became the first quarterback since at least 1950 to reach two touchdown passes, two touchdown runs, 100 rushing yards and a 100 passer rating in a regular-season or postseason game. Baltimore's dominance didn't show itself immediately as the teams entered halftime deadlocked at 10, but Jackson's fiery locker-room encouragement and second-half efforts, starting with a tie-breaking 15-yard touchdown run, were the catalyst in the Ravens' win over an impressive Houston club. Texans rookie quarterback C.J. Stroud was solid and composed but ultimately couldn't turn enough drives into points before the Ravens pulled away. Jackson's final touchdown, an 8-yard burst with 6:20 remaining, sent the exuberant quarterback running into a tunnel in the far corner of the end zone.

<b>Hou. Texans</b>	3	7	0	0	—	10
<b>Bal. Ravens</b>	3	7	7	17	—	34
Bal	—	J.Tucker 53 FG				
Hou	—	K.Fairbairn 50 FG				
Bal	—	N.Agholor 3 pass from L.Jackson (J.Tucker kick)				
Hou	—	S.Sims 67 punt return (K.Fairbairn kick)				
Bal	—	L.Jackson 15 run (J.Tucker kick)				
Bal	—	I.Likely 15 pass from L.Jackson (J.Tucker kick)				
Bal	—	L.Jackson 8 run (J.Tucker kick)				
Bal	—	J.Tucker 43 FG				

## NFC DIVISIONAL PLAYOFF GAMES RESULTS

*Includes Second-Round Playoff Games (1982), NFL Conference Championship Games (1967-69), and special playoff games to break ties for NFL Division or Conference Championships (1941, 1943, 1947, 1950, 1952, 1957, 1958, 1965)*

Season	Date	Winner (Share)	Losers (Share)	Score	Site	Attendance
2023	Jan. 21	Detroit (\$50,500)	Tampa Bay (\$50,500)	31-23	Detroit, Mich.	66,201
	Jan. 20	San Francisco (\$50,500)	Green Bay (\$50,500)	24-21	Santa Clara, Calif.	71,824
2022	Jan. 22	San Francisco (\$46,500)	Dal. Cowboys (\$46,500)	19-12	Santa Clara, Calif.	71,888
	Jan. 21	Philadelphia (\$46,500)	N.Y. Giants (\$46,500)	38-7	Philadelphia, Pa.	69,879
2021	Jan. 23	L.A. Rams (\$42,500)	Tampa Bay (\$42,500)	30-27	Tampa, Fla.	65,597
	Jan. 22	San Francisco (\$42,500)	Green Bay (\$42,500)	13-10	Green Bay, Wis.	79,132
2020	Jan. 17	Tampa Bay (\$33,000)	New Orleans (\$33,000)	30-20	New Orleans, La.	3,750
	Jan. 16	Green Bay (\$33,000)	L.A. Rams (\$33,000)	32-18	Green Bay, Wis.	7,439
2019	Jan. 12	Green Bay (\$31,000)	Seattle (\$31,000)	28-23	Green Bay, Wis.	78,998
	Jan. 11	San Francisco (\$31,000)	Minnesota (\$31,000)	27-10	Santa Clara, Calif.	71,649
2018	Jan. 13	New Orleans (\$29,000)	Philadelphia (\$29,000)	20-14	New Orleans, La.	73,027
	Jan. 12	L.A. Rams (\$29,000)	Dal. Cowboys (\$29,000)	30-22	Los Angeles, Calif.	77,187
2017	Jan. 14	Minnesota (\$28,000)	New Orleans (\$28,000)	29-24	Minneapolis, Minn.	66,612
	Jan. 13	Philadelphia (\$28,000)	Atlanta (\$28,000)	15-10	Philadelphia, Pa.	69,596
2016	Jan. 15	Green Bay (\$27,000)	Dal. Cowboys (\$27,000)	34-31	Arlington, Texas	93,396
	Jan. 14	Atlanta (\$27,000)	Seattle (\$27,000)	36-20	Seattle, Wash.	71,155
2015	Jan. 17	Carolina (\$25,000)	Seattle (\$25,000)	31-24	Charlotte, N.C.	74,287
	Jan. 16	Arizona (\$25,000)	Green Bay (\$25,000)	26-20*	Glendale, Ariz.	65,089
2014	Jan. 11	Green Bay (\$24,000)	Dal. Cowboys (\$24,000)	26-21	Green Bay, Wis.	79,704
	Jan. 10	Seattle (\$24,000)	Carolina (\$24,000)	31-17	Seattle, Wash.	68,524
2013	Jan. 12	San Francisco (\$23,000)	Carolina (\$23,000)	23-10	Charlotte, N.C.	73,784
	Jan. 11	Seattle (\$23,000)	New Orleans (\$23,000)	23-15	Seattle, Wash.	68,388
2012	Jan. 13	Atlanta (\$22,000)	Seattle (\$22,000)	30-28	Atlanta, Ga.	70,366
	Jan. 12	San Francisco (\$22,000)	Green Bay (\$22,000)	45-31	San Francisco, Calif.	69,732
2011	Jan. 15	N.Y. Giants (\$22,000)	Green Bay (\$22,000)	37-20	Green Bay, Wis.	72,080
	Jan. 14	San Francisco (\$22,000)	New Orleans (\$22,000)	36-32	San Francisco, Calif.	69,732
2010	Jan. 16	Chi. Bears (\$21,000)	Seattle (\$21,000)	35-24	Chicago, Ill.	62,265
	Jan. 15	Green Bay (\$21,000)	Atlanta (\$21,000)	48-21	Atlanta, Ga.	69,210

## PLAYOFF GAME SUMMARIES

Season	Date	Winner (Share)	Losers (Share)	Score	Site	Attendance
2009	Jan. 17	Minnesota (\$21,000)	Dal. Cowboys (\$21,000)	34-3	Minneapolis, Minn.	63,547
	Jan. 16	New Orleans (\$21,000)	Arizona (\$21,000)	45-14	New Orleans, La.	70,149
2008	Jan. 11	Philadelphia (\$20,000)	N.Y. Giants (\$20,000)	23-11	East Rutherford, N.J.	79,193
	Jan. 10	Arizona (\$20,000)	Carolina (\$20,000)	33-13	Charlotte, N.C.	73,695
2007	Jan. 13	N.Y. Giants (\$20,000)	Dal. Cowboys (\$20,000)	21-17	Irving, Texas	63,660
	Jan. 12	Green Bay (\$20,000)	Seattle (\$20,000)	42-20	Green Bay, Wis.	72,168
2006	Jan. 14	Chi. Bears (\$19,000)	Seattle (\$19,000)	27-24*	Chicago, Ill.	62,184
	Jan. 13	New Orleans (\$19,000)	Philadelphia (\$19,000)	27-24	New Orleans, La.	70,001
2005	Jan. 15	Carolina (\$19,000)	Chicago (\$19,000)	29-21	Chicago, Ill.	62,209
	Jan. 14	Seattle (\$19,000)	Washington (\$19,000)	20-10	Seattle, Wash.	67,551
2004	Jan. 16	Philadelphia (\$18,000)	Minnesota (\$18,000)	27-14	Philadelphia, Pa.	67,722
	Jan. 15	Atlanta (\$18,000)	St.L. Rams (\$18,000)	47-17	Atlanta, Ga.	70,709
2003	Jan. 11	Philadelphia (\$18,000)	Green Bay (\$18,000)	20-17*	Philadelphia, Pa.	67,707
	Jan. 10	Carolina (\$18,000)	St.L. Rams (\$18,000)	29-23*	St. Louis, Mo.	66,165
2002	Jan. 12	Tampa Bay (\$17,000)	San Francisco (\$17,000)	31-6	Tampa, Fla.	65,599
	Jan. 11	Philadelphia (\$17,000)	Atlanta (\$17,000)	20-6	Philadelphia, Pa.	66,452
2001	Jan. 20	St.L. Rams (\$17,000)	Green Bay (\$17,000)	45-17	St. Louis, Mo.	66,338
	Jan. 19	Philadelphia (\$17,000)	Chi. Bears (\$17,000)	33-19	Chicago, Ill.	66,944
2000	Jan. 7	N.Y. Giants (\$16,000)	Philadelphia (\$16,000)	20-10	East Rutherford, N.J.	78,765
	Jan. 6	Minnesota (\$16,000)	New Orleans (\$16,000)	34-16	Minneapolis, Minn.	63,881
1999	Jan. 16	St.L. Rams (\$16,000)	Minnesota (\$16,000)	49-37	St. Louis, Mo.	66,194
	Jan. 15	Tampa Bay (\$16,000)	Washington (\$16,000)	14-13	Tampa, Fla.	65,835
1998	Jan. 10	Minnesota (\$15,000)	Arizona (\$15,000)	41-21	Minneapolis, Minn.	63,760
	Jan. 9	Atlanta (\$15,000)	San Francisco (\$15,000)	20-18	Atlanta, Ga.	70,262
1997	Jan. 4	Green Bay (\$15,000)	Tampa Bay (\$15,000)	21-7	Green Bay, Wis.	60,327
	Jan. 3	San Francisco (\$15,000)	Minnesota (\$15,000)	38-22	San Francisco, Calif.	65,018
1996	Jan. 5	Carolina (\$14,000)	Dal. Cowboys (\$14,000)	26-17	Charlotte, N.C.	72,808
	Jan. 4	Green Bay (\$14,000)	San Francisco (\$14,000)	35-14	Green Bay, Wis.	60,787
1995	Jan. 7	Dal. Cowboys (\$13,000)	Philadelphia (\$13,000)	30-11	Irving, Texas	64,371
	Jan. 6	Green Bay (\$13,000)	San Francisco (\$13,000)	27-17	San Francisco, Calif.	69,311
1994	Jan. 8	Dal. Cowboys (\$12,000)	Green Bay (\$12,000)	35-9	Irving, Texas	64,745
	Jan. 7	San Francisco (\$12,000)	Chi. Bears (\$12,000)	44-15	San Francisco, Calif.	64,644
1993	Jan. 16	Dal. Cowboys (\$12,000)	Green Bay (\$12,000)	27-17	Irving, Texas	64,790
	Jan. 15	San Francisco (\$12,000)	N.Y. Giants (\$12,000)	44-3	San Francisco, Calif.	67,143
1992	Jan. 10	Dal. Cowboys (\$10,000)	Philadelphia (\$10,000)	34-10	Irving, Texas	63,721
	Jan. 9	San Francisco (\$10,000)	Washington (\$10,000)	20-13	San Francisco, Calif.	64,991
1991	Jan. 5	Detroit (\$10,000)	Dal. Cowboys (\$10,000)	38-6	Detroit, Mich.	78,290
	Jan. 4	Washington (\$10,000)	Atlanta (\$10,000)	24-7	Washington, D.C.	55,181
1990	Jan. 13	N.Y. Giants (\$10,000)	Chi. Bears (\$10,000)	31-3	East Rutherford, N.J.	77,025
	Jan. 12	San Francisco (\$10,000)	Washington (\$10,000)	28-10	San Francisco, Calif.	65,292
1989	Jan. 7	L.A. Rams (\$10,000)	N.Y. Giants (\$10,000)	19-13*	East Rutherford, N.J.	76,526
	Jan. 6	San Francisco (\$10,000)	Minnesota (\$10,000)	41-13	San Francisco, Calif.	64,918
1988	Jan. 1	San Francisco (\$10,000)	Minnesota (\$10,000)	34-9	San Francisco, Calif.	61,848
	Dec. 31	Chi. Bears (\$10,000)	Philadelphia (\$10,000)	20-12	Chicago, Ill.	65,534
1987	Jan. 10	Washington (\$10,000)	Chi. Bears (\$10,000)	21-17	Chicago, Ill.	65,268
	Jan. 9	Minnesota (\$10,000)	San Francisco (\$10,000)	36-24	San Francisco, Calif.	63,008
1986	Jan. 4	N.Y. Giants (\$10,000)	San Francisco (\$10,000)	49-3	East Rutherford, N.J.	75,691
	Jan. 3	Washington (\$10,000)	Chi. Bears (\$10,000)	27-13	Chicago, Ill.	65,524
1985	Jan. 5	Chi. Bears (\$10,000)	N.Y. Giants (\$10,000)	21-0	Chicago, Ill.	65,670
	Jan. 4	L.A. Rams (\$10,000)	Dal. Cowboys (\$10,000)	20-0	Anaheim, Calif.	66,581
1984	Dec. 30	Chi. Bears (\$10,000)	Washington (\$10,000)	23-19	Washington, D.C.	55,431
	Dec. 29	San Francisco (\$10,000)	N.Y. Giants (\$10,000)	21-10	San Francisco, Calif.	60,303
1983	Jan. 1	Washington (\$10,000)	L.A. Rams (\$10,000)	51-7	Washington, D.C.	54,440
	Dec. 31	San Francisco (\$10,000)	Detroit (\$10,000)	24-23	San Francisco, Calif.	59,979
1982	Jan. 16	Dal. Cowboys (\$10,000)	Green Bay (\$10,000)	37-26	Irving, Texas	63,972
	Jan. 15	Washington (\$10,000)	Minnesota (\$10,000)	21-7	Washington, D.C.	54,593
1981	Jan. 3	San Francisco (\$5,000)	N.Y. Giants (\$5,000)	38-24	San Francisco, Calif.	58,360
	Jan. 2	Dal. Cowboys (\$5,000)	Tampa Bay (\$5,000)	38-0	Irving, Texas	64,848
1980	Jan. 4	Dal. Cowboys (\$5,000)	Atlanta (\$5,000)	30-27	Atlanta, Ga.	59,793
	Jan. 3	Philadelphia (\$5,000)	Minnesota (\$5,000)	31-16	Philadelphia, Pa.	70,178
1979	Dec. 30	L.A. Rams (\$5,000)	Dal. Cowboys (\$5,000)	21-19	Irving, Texas	64,792
	Dec. 29	Tampa Bay (\$5,000)	Philadelphia (\$5,000)	24-17	Tampa, Fla.	71,402
1978	Dec. 31	L.A. Rams (\$5,000)	Minnesota (\$5,000)	34-10	Los Angeles, Calif.	70,436
	Dec. 30	Dal. Cowboys (\$5,000)	Atlanta (\$5,000)	27-20	Irving, Texas	63,406
1977	Dec. 26	Dal. Cowboys (\$5,000)	Chi. Bears (\$5,000)	37-7	Irving, Texas	63,260
	Dec. 26	Minnesota (\$5,000)	L.A. Rams (\$5,000)	14-7	Los Angeles, Calif.	70,203
1976	Dec. 19	L.A. Rams [\$]	Dal. Cowboys [\$]	14-12	Irving, Texas	63,283
	Dec. 18	Minnesota [\$]	Washington [\$]	35-20	Bloomington, Minn.	47,466
1975	Dec. 28	Dal. Cowboys [\$]	Minnesota [\$]	17-14	Bloomington, Minn.	48,050
	Dec. 27	L.A. Rams [\$]	St.L. Cardinals [\$]	35-23	Los Angeles, Calif.	73,459
1974	Dec. 22	L.A. Rams [\$]	Washington [\$]	19-10	Los Angeles, Calif.	77,925
	Dec. 21	Minnesota [\$]	St.L. Cardinals [\$]	30-14	Bloomington, Minn.	48,150
1973	Dec. 23	Dal. Cowboys [\$]	L.A. Rams [\$]	27-16	Irving, Texas	63,272
	Dec. 22	Minnesota [\$]	Washington [\$]	27-20	Bloomington, Minn.	48,040
1972	Dec. 24	Washington [\$]	Green Bay [\$]	16-3	Washington, D.C.	52,321
	Dec. 23	Dal. Cowboys [\$]	San Francisco [\$]	30-28	San Francisco, Calif.	59,746

## PLAYOFF GAME SUMMARIES

Season	Date	Winner (Share)	Losers (Share)	Score	Site	Attendance
1971	Dec. 26	San Francisco [\$]	Washington [\$]	24-20	San Francisco, Calif.	45,327
	Dec. 25	Dal. Cowboys [\$]	Minnesota [\$]	20-12	Bloomington, Minn.	47,307
1970	Dec. 27	San Francisco [\$]	Minnesota [\$]	17-14	Bloomington, Minn.	45,103
	Dec. 26	Dal. Cowboys [\$]	Detroit [\$]	5-0	Dallas, Texas	69,613
1969	Dec. 28	Cle. Browns [\$]	Dal. Cowboys [\$]	38-14	Dallas, Texas	69,321
	Dec. 27	Minnesota [\$]	L.A. Rams [\$]	23-20	Bloomington, Minn.	47,900
1968	Dec. 22	Bal. Colts [\$]	Minnesota [\$]	24-14	Baltimore, Md.	60,238
	Dec. 21	Cle. Browns [\$]	Dal. Cowboys [\$]	31-20	Cleveland, Ohio	81,497
1967	Dec. 24	Dal. Cowboys [\$]	Cle. Browns [\$]	52-14	Dallas, Texas	70,786
	Dec. 23	Green Bay [\$]	L.A. Rams [\$]	28-7	Milwaukee, Wis.	49,861
1965	Dec. 26	Green Bay [\$]	Bal. Colts [\$]	13-10*	Green Bay, Wis.	50,484
1958	Dec. 21	N.Y. Giants (#)	Cle. Browns (#)	10-0	New York, N.Y.	61,274
1957	Dec. 22	Detroit (#)	San Francisco (#)	31-27	San Francisco, Calif.	60,118
1952	Dec. 21	Detroit (#)	L.A. Rams (#)	31-21	Detroit, Mich.	47,645
1950	Dec. 17	L.A. Rams (#)	Chi. Bears (#)	24-14	Los Angeles, Calif.	83,501
	Dec. 17	Cle. Browns (#)	N.Y. Giants (#)	8-3	Cleveland, Ohio	33,054
1947	Dec. 21	Philadelphia (#)	Pittsburgh (#)	21-0	Pittsburgh, Pa.	35,729
1943	Dec. 19	Washington (¢)	N.Y. Giants (¢)	28-0	New York, N.Y.	42,800
1941	Dec. 14	Chi. Bears (¢)	Green Bay (¢)	33-14	Chicago, Ill.	43,425

\*Overtime

\$ Players received 1/14 of annual salary for playoff appearances.

# Players received 1/12 of annual salary for playoff appearances.

¢ Players received 1/10 of annual salary for playoff appearances.

### 2023 NFC DIVISIONAL PLAYOFF GAMES

Ford Field; Detroit, Mich.

Jan. 21, 2024, Attendance: 66,201

**DETROIT 31, TAMPA BAY 23**—Jared Goff threw for two touchdowns, including a critical 9-yard strike to Amon-Ra St. Brown with 6:22 left, to catapult the Lions into their first NFC Championship Game in 32 years and give Detroit a second postseason win for the first time since 1957, when the franchise won the NFL title. Prior to Goff's pass, electric rookie running back Jahmyr Gibbs broke a fourth-quarter tie with a 31-yard touchdown run. Goff was 30 of 43 for 287 yards and St. Brown had eight receptions for 77 yards, including his TD catch that capped a significant 10-play, 89-yard drive. And Gibbs posted 114 scrimmage yards on just 13 touches. But after Baker Mayfield threw a 16-yard touchdown to Mike Evans to bring Tampa Bay within one score with 4:37 in the fourth quarter, it was Lions linebacker Derrick Barnes who dealt Tampa Bay its fatal blow, intercepting Mayfield on the Buccaneers' final drive.

Tampa Bay	3	7	7	6	—	23
<b>Detroit</b>	3	7	7	14	—	31
Det — M.Badgley 23 FG						
TB — C.McLaughlin 43 FG						
Det — J.Reynolds 9 pass from J.Goff (M.Badgley kick)						
TB — C.Ottom 2 pass from B.Mayfield (C.McLaughlin kick)						
Det — C.Reynolds 1 run (M.Badgley kick)						
TB — R.White 12 pass from B.Mayfield (C.McLaughlin kick)						
Det — J.Gibbs 31 run (M.Badgley kick)						
Det — A.St. Brown 9 pass from J.Goff (M.Badgley kick)						
TB — M.Evans 16 pass from B.Mayfield (pass failed)						

Levi's Stadium; Santa Clara, Calif.

Jan. 20, 2024, Attendance: 71,824

**SAN FRANCISCO 24, GREEN BAY 21**—Christian McCaffrey's second touchdown run capped a 69-yard drive with 1:07 remaining and San Francisco snuffed out the Packers' final drive to advance the 49ers to their third straight NFC title game. McCaffrey's 6-yard score wiped out the seven-point advantage Green Bay had enjoyed entering the final period. Brock Purdy was 6-of-7 for 47 yards on the game-winning march, including a 10-yard third-down pass to Brandon Aiyuk and a clutch 17-yard strike to Chris Conley. Linebacker Dre Greenlaw intercepted Jordan Love for the second time to seal the Niners' fifth consecutive postseason victory over Green Bay. Love finished a remarkable season in his first campaign replacing Aaron Rodgers, guiding the Packers to a 21-14 lead with a pair of third-quarter touchdown passes. McCaffrey also scored on a 39-yard touchdown run.

Green Bay	3	3	15	0	—	21
<b>San Francisco</b>	0	7	7	10	—	24
GB — A.Carson 29 FG						
SF — G.Kittle 32 pass from B.Purdy (J.Moody kick)						
GB — A.Carson 29 FG						
GB — B.Melton 19 pass from J.Love (A.Carson kick)						
SF — C.McCaffrey 39 run (J.Moody kick)						
GB — T.Kraft 2 pass from J.Love (J.Love-A.Jones pass)						
SF — J.Moody 52 FG (7-14, 2:06)						
SF — C.McCaffrey 6 run (J.Moody kick)						

### AFC WILD CARD PLAYOFF GAME RESULTS

Season	Date	Winner (Share)	Losers (Share)	Score	Site	Attendance
2023	Jan. 15	Buffalo (\$50,500)	Pittsburgh (\$45,500)	31-17	Orchard Park, N.Y.	70,040
	Jan. 13	Kansas City (\$50,500)	Miami (\$45,500)	26-7	Kansas City, Mo.	71,492
2022	Jan. 13	Hou. Texans (\$50,500)	Cle. Browns (\$45,500)	45-14	Houston, Texas	71,946
	Jan. 15	Cincinnati (\$46,500)	Bal. Ravens (\$41,500)	24-17	Cincinnati, Ohio	66,399
2021	Jan. 15	Buffalo (\$46,500)	Miami (\$41,500)	34-31	Orchard Park, N.Y.	70,651
	Jan. 14	Jacksonville (\$46,500)	L.A. Chargers (\$41,500)	31-30	Jacksonville, Fla.	70,250
2020	Jan. 16	Kansas City (\$42,500)	Pittsburgh (\$37,500)	42-21	Kansas City, Mo.	73,253
	Jan. 15	Buffalo (\$42,500)	New England (\$37,500)	47-17	Orchard Park, N.Y.	69,188
2020	Jan. 15	Cincinnati (\$42,500)	Las Vegas (\$37,500)	26-19	Cincinnati, Ohio	66,277
	Jan. 10	Cle. Browns (\$30,000)	Pittsburgh (\$33,000)	48-37	Pittsburgh, Pa.	0
2019	Jan. 10	Bal. Ravens (\$30,000)	Tennessee (\$33,000)	20-13	Nashville, Tenn.	14,029
	Jan. 9	Buffalo (\$33,000)	Indianapolis (\$30,000)	27-24	Orchard Park, N.Y.	6,772
2019	Jan. 4	Tennessee (\$28,000)	New England (\$31,000)	20-13	Foxborough, Mass.	65,878
	Jan. 4	Hou. Texans (\$31,000)	Buffalo (\$28,000)	22-19*	Houston, Texas	71,699
2018	Jan. 6	L.A. Chargers (\$27,000)	Bal. Ravens (\$29,000)	23-17	Baltimore, Md.	70,432
	Jan. 5	Indianapolis (\$27,000)	Hou. Texans (\$29,000)	21-7	Houston, Texas	71,798



## PLAYOFF GAME SUMMARIES

Season	Date	Winner (Share)	Losers (Share)	Score	Site	Attendance
2017	Jan. 7	Jacksonville (\$28,000)	Buffalo (\$26,000)	10-3	Jacksonville, Fla.	69,442
	Jan. 6	Tennessee (\$26,000)	Kansas City (\$28,000)	22-21	Kansas City, Mo.	73,319
2016	Jan. 8	Pittsburgh (\$27,000)	Miami (\$24,000)	30-12	Pittsburgh, Pa.	62,726
	Jan. 7	Hou. Texans (\$27,000)	Oak. Raiders (\$24,000)	27-14	Houston, Texas	71,790
2015	Jan. 9	Pittsburgh (\$23,000)	Cincinnati (\$25,000)	18-16	Cincinnati, Ohio	63,257
	Jan. 9	Kansas City (\$23,000)	Hou. Texans (\$25,000)	30-0	Houston, Texas	71,800
2014	Jan. 4	Indianapolis (\$24,000)	Cincinnati (\$22,000)	26-10	Indianapolis, Ind.	63,385
	Jan. 3	Bal. Ravens (\$22,000)	Pittsburgh (\$24,000)	30-17	Pittsburgh, Pa.	62,780
2013	Jan. 5	S.D. Chargers (\$21,000)	Cincinnati (\$23,000)	27-10	Cincinnati, Ohio	62,277
	Jan. 4	Indianapolis (\$23,000)	Kansas City (\$21,000)	45-44	Indianapolis, Ind.	63,551
2012	Jan. 6	Bal. Ravens (\$22,000)	Indianapolis (\$20,000)	24-9	Baltimore, Md.	71,379
	Jan. 5	Hou. Texans (\$22,000)	Cincinnati (\$20,000)	19-13	Houston, Texas	71,738
2011	Jan. 8	Denver (\$22,000)	Pittsburgh (\$20,000)	29-23*	Denver, Colo.	75,970
	Jan. 7	Hou. Texans (\$22,000)	Cincinnati (\$20,000)	31-10	Houston, Texas	71,725
2010	Jan. 9	Bal. Ravens (\$19,000)	Kansas City (\$21,000)	30-7	Kansas City, Mo.	72,190
	Jan. 8	N.Y. Jets (\$19,000)	Indianapolis (\$21,000)	17-16	Indianapolis, Ind.	65,332
2009	Jan. 10	Bal. Ravens (\$19,000)	New England (\$21,000)	33-14	Foxborough, Mass.	68,756
	Jan. 9	N.Y. Jets (\$19,000)	Cincinnati (\$21,000)	24-14	Cincinnati, Ohio	63,686
2008	Jan. 4	Bal. Ravens (\$18,000)	Miami (\$20,000)	27-9	Miami Gardens, Fla.	74,240
	Jan. 3	S.D. Chargers (\$20,000)	Indianapolis (\$18,000)	23-17*	San Diego, Calif.	68,082
2007	Jan. 6	S.D. Chargers (\$20,000)	Tennessee (\$18,000)	17-6	San Diego, Calif.	65,640
	Jan. 5	Jacksonville (\$18,000)	Pittsburgh (\$20,000)	31-29	Pittsburgh, Pa.	63,629
2006	Jan. 7	New England (\$19,000)	N.Y. Jets (\$17,000)	37-16	Foxborough, Mass.	68,756
	Jan. 6	Indianapolis (\$19,000)	Kansas City (\$17,000)	23-8	Indianapolis, Ind.	57,215
2005	Jan. 8	Pittsburgh (\$17,000)	Cincinnati (\$19,000)	31-17	Cincinnati, Ohio	65,870
	Jan. 7	New England (\$19,000)	Jacksonville (\$17,000)	28-3	Foxborough, Mass.	68,756
2004	Jan. 9	Indianapolis (\$18,000)	Denver (\$15,000)	49-24	Indianapolis, Ind.	56,609
	Jan. 8	N.Y. Jets (\$15,000)	S.D. Chargers (\$18,000)	20-17*	San Diego, Calif.	67,536
2003	Jan. 4	Indianapolis (\$18,000)	Denver (\$15,000)	41-10	Indianapolis, Ind.	56,586
	Jan. 3	Tennessee (\$15,000)	Bal. Ravens (\$18,000)	20-17	Baltimore, Md.	69,452
2002	Jan. 5	Pittsburgh (\$17,000)	Cle. Browns (\$12,500)	36-33	Pittsburgh, Pa.	62,595
	Jan. 4	N.Y. Jets (\$17,000)	Indianapolis (\$12,500)	41-0	East Rutherford, N.J.	78,524
2001	Jan. 13	Bal. Ravens (\$12,500)	Miami (\$12,500)	20-3	Miami, Fla.	72,251
	Jan. 12	Oak. Raiders (\$17,000)	N.Y. Jets (\$12,500)	38-24	Oakland, Calif.	61,503
2000	Dec. 31	Bal. Ravens (\$12,500)	Denver (\$12,500)	21-3	Baltimore, Md.	69,638
	Dec. 30	Miami (\$16,000)	Indianapolis (\$12,500)	23-17*	Miami, Fla.	73,193
1999	Jan. 9	Miami (\$10,000)	Seattle (\$16,000)	20-17	Seattle, Wash.	66,170
	Jan. 8	Tennessee (\$10,000)	Buffalo (\$10,000)	22-16	Nashville, Tenn.	66,672
1998	Jan. 3	Jacksonville (\$15,000)	New England (\$10,000)	25-10	Jacksonville, Fla.	71,139
	Jan. 2	Miami (\$10,000)	Buffalo (\$10,000)	24-17	Miami, Fla.	72,698
1997	Dec. 28	New England (\$15,000)	Miami (\$10,000)	17-3	Foxborough, Mass.	60,041
	Dec. 27	Denver (\$10,000)	Jacksonville (\$10,000)	42-17	Denver, Colo.	74,481
1996	Dec. 29	Pittsburgh (\$14,000)	Indianapolis (\$10,000)	42-14	Pittsburgh, Pa.	58,078
	Dec. 28	Jacksonville (\$10,000)	Buffalo (\$10,000)	30-27	Orchard Park, N.Y.	70,213
1995	Dec. 31	Indianapolis (\$7,500)	S.D. Chargers (\$7,500)	35-20	San Diego, Calif.	61,182
	Dec. 30	Buffalo (\$13,000)	Miami (\$7,500)	37-22	Orchard Park, N.Y.	73,103
1994	Jan. 1	Cle. Browns (\$7,500)	New England (\$7,500)	20-13	Cleveland, Ohio	77,452
	Dec. 31	Miami (\$12,000)	Kansas City (\$7,500)	27-17	Miami, Fla.	67,487
1993	Jan. 9	L.A. Raiders (\$7,500)	Denver (\$7,500)	42-24	Los Angeles, Calif.	65,314
	Jan. 8	Kansas City (\$12,000)	Pittsburgh (\$7,500)	27-24*	Kansas City, Mo.	74,515
1992	Jan. 3	Buffalo (\$6,000)	Hou. Oilers (\$6,000)	41-38*	Orchard Park, N.Y.	75,141
	Jan. 2	S.D. Chargers (\$10,000)	Kansas City (\$6,000)	17-0	San Diego, Calif.	58,278
1991	Dec. 29	Hou. Oilers (\$10,000)	N.Y. Jets (\$6,000)	17-10	Houston, Texas	61,485
	Dec. 28	Kansas City (\$6,000)	L.A. Raiders (\$6,000)	10-6	Kansas City, Mo.	75,827
1990	Jan. 6	Cincinnati (\$10,000)	Hou. Oilers (\$6,000)	41-14	Cincinnati, Ohio	60,012
	Jan. 5	Miami (\$6,000)	Kansas City (\$6,000)	17-16	Miami, Fla.	67,276
1989	Dec. 31	Pittsburgh (\$6,000)	Hou. Oilers (\$6,000)	26-23*	Houston, Texas	59,406
1988	Dec. 26	Hou. Oilers (\$6,000)	Cle. Browns (\$6,000)	24-23	Cleveland, Ohio	75,896
1987	Jan. 3	Hou. Oilers (\$6,000)	Seattle (\$6,000)	23-20*	Houston, Texas	50,519
1986	Dec. 28	N.Y. Jets (\$6,000)	Kansas City (\$6,000)	35-15	East Rutherford, N.J.	75,210
1985	Dec. 28	New England (\$6,000)	N.Y. Jets (\$6,000)	26-14	East Rutherford, N.J.	75,945
1984	Dec. 22	Seattle (\$6,000)	L.A. Raiders (\$6,000)	13-7	Seattle, Wash.	62,049
1983	Dec. 24	Seattle (\$6,000)	Denver (\$6,000)	31-7	Seattle, Wash.	64,275
1982	Jan. 9	N.Y. Jets (\$6,000)	Cincinnati (\$6,000)	44-17	Cincinnati, Ohio	57,560
	Jan. 9	S.D. Chargers (\$6,000)	Pittsburgh (\$6,000)	31-28	Pittsburgh, Pa.	53,546
1981	Jan. 8	L.A. Raiders (\$6,000)	Cle. Browns (\$6,000)	27-10	Los Angeles, Calif.	56,555
	Jan. 8	Miami (\$6,000)	New England (\$6,000)	28-13	Miami, Fla.	68,842
1980	Dec. 27	Buffalo (\$3,000)	N.Y. Jets (\$3,000)	31-27	New York, N.Y.	57,050
1979	Dec. 28	Oak. Raiders (\$3,000)	Hou. Oilers (\$3,000)	27-7	Oakland, Calif.	53,333
1978	Dec. 23	Hou. Oilers (\$3,000)	Denver (\$3,000)	13-7	Houston, Texas	48,776
1978	Dec. 24	Hou. Oilers (\$3,000)	Miami (\$3,000)	17-9	Miami, Fla.	72,445

\*Overtime

# PLAYOFF GAME SUMMARIES

## 2023 AFC WILD CARD PLAYOFF GAMES

Highmark Stadium; Orchard Park, N.Y.

Jan. 15, 2024, Attendance: 70,040

### **BUFFALO 31, PITTSBURGH 17**

<b>Pittsburgh</b>	0	7	3	7	—	17
<b>Buffalo</b>	14	7	3	7	—	34
Buf	—	D.Knox 9 pass from J.Allen (T.Bass kick)				
Buf	—	D.Kincaid 29 pass from J.Allen (T.Bass kick)				
Buf	—	J.Allen 52 run (T.Bass kick)				
Pit	—	D.Johnson 10 pass from M.Rudolph (C.Boswell kick)				
Pit	—	C.Boswell 40 FG				
Buf	—	T.Bass 45 FG				
Pit	—	C.Austin 7 pass from M.Rudolph (C.Boswell kick)				
Buf	—	K.Shakir 17 pass from J.Allen (T.Bass kick)				

GEHA Field at Arrowhead Stadium; Kansas City, Mo.

Jan. 13, 2024, Attendance: 71,492

### **KANSAS CITY 26, MIAMI 7**

<b>Miami</b>	0	7	0	0	—	7
<b>Kansas City</b>	7	9	3	7	—	26
KC	—	R.Rice 11 pass from P.Mahomes (H.Butker kick)				
KC	—	H.Butker 28 FG				
Mia	—	T.Hill 53 pass from T.Tagovailoa (J.Sanders kick)				
KC	—	H.Butker 26 FG				
KC	—	H.Butker 32 FG				
KC	—	H.Butker 21 FG				
KC	—	I.Pacheco 3 run (H.Butker kick)				

NRG Stadium; Houston, Texas

Jan. 13, 2024, Attendance: 71,946

### **HOUSTON TEXANS 45, CLEVELAND BROWNS 14**

<b>Cle. Browns</b>	7	7	0	0	—	14
<b>Hou. Texans</b>	10	14	14	7	—	45
Hou	—	K.Fairbairn 21 FG				
Cle	—	K.Hunt 1 run (R.Patterson kick)				
Hou	—	N.Collins 15 pass from C.Stroud (K.Fairbairn kick)				
Cle	—	K.Hunt 11 pass from J.Flacco (R.Patterson kick)				
Hou	—	B.Jordan 76 pass from C.Stroud (K.Fairbairn kick)				
Hou	—	D.Schultz 37 pass from C.Stroud (K.Fairbairn kick)				
Hou	—	S.Nelson 82 interception return (K.Fairbairn kick)				
Hou	—	C.Harris 36 interception return (K.Fairbairn kick)				
Hou	—	D.Singletery 19 run (K.Fairbairn kick)				

## NFC WILD CARD PLAYOFF GAMES RESULTS

Season	Date	Winner (Share)	Loser (Share)	Score	Site	Attendance
2023	Jan. 15	Tampa Bay (\$50,500)	Philadelphia (\$45,500)	32-9	Tampa, Fla.	63,397
	Jan. 14	Detroit (\$50,500)	L.A. Rams (\$45,500)	24-23	Detroit, Mich.	66,367
	Jan. 14	Green Bay (\$45,500)	Dal. Cowboys (\$50,500)	48-32	Arlington, Texas	93,799
2022	Jan. 16	Dallas (\$41,500)	Tampa Bay (\$46,500)	31-14	Tampa, Fla.	69,145
	Jan. 15	N.Y. Giants (\$41,500)	Minnesota (\$46,500)	31-24	Minneapolis, Minn.	66,721
	Jan. 14	San Francisco (\$46,500)	Seattle (\$41,500)	41-23	Santa Clara, Calif.	71,299
2021	Jan. 17	L.A. Rams (\$42,500)	Arizona (\$37,500)	34-11	Inglewood, Calif.	70,625
	Jan. 16	San Francisco (\$37,500)	Dal. Cowboys (\$42,500)	23-17	Arlington, Texas	93,470
	Jan. 16	Tampa Bay (\$42,500)	Philadelphia (\$37,500)	31-15	Tampa, Fla.	65,077
2020	Jan. 10	New Orleans (\$33,000)	Chi. Bears (\$30,000)	21-9	New Orleans, La.	3,000
	Jan. 9	Tampa Bay (\$30,000)	Washington (\$33,000)	31-23	Landover, Md.	0
	Jan. 9	L.A. Rams (\$30,000)	Seattle (\$33,000)	30-20	Seattle, Wash.	0
2019	Jan. 5	Seattle (\$28,000)	Philadelphia (\$31,000)	17-9	Philadelphia, Pa.	69,796
	Jan. 5	Minnesota (\$28,000)	New Orleans (\$31,000)	26-20*	New Orleans, La.	73,038
2018	Jan. 6	Philadelphia (\$27,000)	Chi. Bears (\$29,000)	16-15	Chicago, Ill.	62,462
	Jan. 5	Dal. Cowboys (\$29,000)	Seattle (\$27,000)	24-22	Arlington, Texas	94,327
2017	Jan. 7	New Orleans (\$28,000)	Carolina (\$26,000)	31-26	New Orleans, La.	73,186
	Jan. 6	Atlanta (\$26,000)	L.A. Rams (\$28,000)	26-13	Los Angeles, Calif.	74,300
2016	Jan. 8	Green Bay (\$27,000)	N.Y. Giants (\$24,000)	38-13	Green Bay, Wis.	77,549
	Jan. 7	Seattle (\$27,000)	Detroit (\$24,000)	26-6	Seattle, Wash.	68,788
2015	Jan. 10	Green Bay (\$23,000)	Washington (\$25,000)	35-18	Landover, Md.	81,367
	Jan. 10	Seattle (\$23,000)	Minnesota (\$25,000)	10-9	Minneapolis, Minn.	52,090
2014	Jan. 4	Dal. Cowboys (\$24,000)	Detroit (\$22,000)	24-20	Arlington, Texas	91,410
	Jan. 3	Carolina (\$24,000)	Arizona (\$22,000)	27-16	Charlotte, N.C.	71,849
2013	Jan. 5	San Francisco (\$21,000)	Green Bay (\$23,000)	23-20	Green Bay, Wis.	77,525
	Jan. 4	New Orleans (\$21,000)	Philadelphia (\$23,000)	26-24	Philadelphia, Pa.	69,144
2012	Jan. 6	Seattle (\$20,000)	Washington (\$22,000)	24-14	Landover, Md.	84,325
	Jan. 5	Green Bay (\$22,000)	Minnesota (\$20,000)	24-10	Green Bay, Wis.	71,548
2011	Jan. 8	N.Y. Giants (\$22,000)	Atlanta (\$20,000)	24-2	East Rutherford, N.J.	79,909
	Jan. 7	New Orleans (\$22,000)	Detroit (\$20,000)	45-28	New Orleans, La.	73,038
2010	Jan. 9	Green Bay (\$19,000)	Philadelphia (\$21,000)	21-16	Philadelphia, Pa.	69,144
	Jan. 8	Seattle (\$21,000)	New Orleans (\$19,000)	41-36	Seattle, Wash.	66,336
2009	Jan. 10	Arizona (\$21,000)	Green Bay (\$19,000)	51-45*	Glendale, Ariz.	61,926
	Jan. 9	Dal. Cowboys (\$21,000)	Philadelphia (\$19,000)	34-14	Arlington, Texas	92,951
2008	Jan. 4	Philadelphia (\$18,000)	Minnesota (\$20,000)	26-14	Minneapolis, Minn.	61,746
	Jan. 3	Arizona (\$20,000)	Atlanta (\$18,000)	30-24	Glendale, Ariz.	62,848
2007	Jan. 6	N.Y. Giants (\$18,000)	Tampa Bay (\$20,000)	24-14	Tampa, Fla.	65,621
	Jan. 5	Seattle (\$20,000)	Washington (\$18,000)	35-14	Seattle, Wash.	68,297
2006	Jan. 7	Philadelphia (\$19,000)	N.Y. Giants (\$17,000)	23-20	Philadelphia, Pa.	69,094
	Jan. 6	Seattle (\$19,000)	Dal. Cowboys (\$17,000)	21-20	Seattle, Wash.	68,058
2005	Jan. 8	Carolina (\$17,000)	N.Y. Giants (\$19,000)	23-0	East Rutherford, N.J.	79,378
	Jan. 7	Washington (\$17,000)	Tampa Bay (\$19,000)	17-10	Tampa, Fla.	65,514
2004	Jan. 9	Minnesota (\$15,000)	Green Bay (\$18,000)	31-17	Green Bay, Wis.	71,075
	Jan. 8	St.L. Rams (\$15,000)	Seattle (\$18,000)	27-20	Seattle, Wash.	65,397

## PLAYOFF GAME SUMMARIES

Season	Date	Winner (Share)	Losers (Share)	Score	Site	Attendance
2003	Jan. 4	Green Bay (\$18,000)	Seattle (\$15,000)	33-27*	Green Bay, Wis.	71,457
	Jan. 3	Carolina (\$18,000)	Dal. Cowboys (\$15,000)	29-10	Charlotte, N.C.	73,014
2002	Jan. 5	San Francisco (\$17,000)	N.Y. Giants (\$12,500)	39-38	San Francisco, Calif.	66,318
	Jan. 4	Atlanta (\$12,500)	Green Bay (\$17,000)	27-7	Green Bay, Wis.	65,358
2001	Jan. 13	Green Bay (\$12,500)	San Francisco (\$12,500)	25-15	Green Bay, Wis.	59,825
	Jan. 12	Philadelphia (\$17,000)	Tampa Bay (\$12,500)	31-9	Philadelphia, Pa.	65,847
2000	Dec. 31	Philadelphia (\$12,500)	Tampa Bay (\$12,500)	21-3	Philadelphia, Pa.	65,813
	Dec. 30	New Orleans (\$16,000)	St. L. Rams (\$12,500)	31-28	New Orleans, La.	64,900
1999	Jan. 9	Minnesota (\$10,000)	Dal. Cowboys (\$10,000)	27-10	Minneapolis, Minn.	64,056
	Jan. 8	Washington (\$16,000)	Detroit (\$10,000)	27-13	Landover, Md.	79,411
1998	Jan. 3	San Francisco (\$10,000)	Green Bay (\$10,000)	30-27	San Francisco, Calif.	66,506
	Jan. 2	Arizona (\$10,000)	Dal. Cowboys (\$15,000)	20-7	Irving, Texas	62,969
1997	Dec. 28	Tampa Bay (\$10,000)	Detroit (\$10,000)	20-10	Tampa, Fla.	73,361
	Dec. 27	Minnesota (\$10,000)	N.Y. Giants (\$15,000)	23-22	East Rutherford, N.J.	77,497
1996	Dec. 29	San Francisco (\$10,000)	Philadelphia (\$10,000)	14-0	San Francisco, Calif.	56,460
	Dec. 28	Dal. Cowboys (\$14,000)	Minnesota (\$10,000)	40-15	Irving, Texas	64,682
1995	Dec. 31	Green Bay (\$13,000)	Atlanta (\$7,500)	37-20	Green Bay, Wis.	60,453
	Dec. 30	Philadelphia (\$7,500)	Detroit (\$7,500)	58-37	Philadelphia, Pa.	66,099
1994	Jan. 1	Chi. Bears (\$7,500)	Minnesota (\$12,000)	35-18	Minneapolis, Minn.	60,347
	Dec. 31	Green Bay (\$7,500)	Detroit (\$7,500)	16-12	Green Bay, Wis.	58,125
1993	Jan. 9	N.Y. Giants (\$7,500)	Minnesota (\$7,500)	17-10	East Rutherford, N.J.	75,089
	Jan. 8	Green Bay (\$7,500)	Detroit (\$12,000)	28-24	Detroit, Mich.	68,479
1992	Jan. 3	Philadelphia (\$6,000)	New Orleans (\$6,000)	36-20	New Orleans, La.	68,893
	Jan. 2	Washington (\$6,000)	Minnesota (\$10,000)	24-7	Minneapolis, Minn.	57,353
1991	Dec. 29	Dal. Cowboys (\$6,000)	Chi. Bears (\$6,000)	17-13	Chicago, Ill.	62,594
	Dec. 28	Atlanta (\$6,000)	New Orleans (\$10,000)	27-20	New Orleans, La.	68,794
1990	Jan. 6	Chi. Bears (\$10,000)	New Orleans (\$6,000)	16-6	Chicago, Ill.	60,767
	Jan. 5	Washington (\$6,000)	Philadelphia (\$6,000)	20-6	Philadelphia, Pa.	65,287
1989	Dec. 31	L.A. Rams (\$6,000)	Philadelphia (\$6,000)	21-7	Philadelphia, Pa.	65,479
1988	Dec. 26	Minnesota (\$6,000)	L.A. Rams (\$6,000)	28-17	Minneapolis, Minn.	61,204
1987	Jan. 3	Minnesota (\$6,000)	New Orleans (\$6,000)	44-10	New Orleans, La.	68,546
1986	Dec. 28	Washington (\$6,000)	L.A. Rams (\$6,000)	19-7	Washington, D.C.	54,567
1985	Dec. 29	N.Y. Giants (\$6,000)	San Francisco (\$6,000)	17-3	East Rutherford, N.J.	75,131
1984	Dec. 23	N.Y. Giants (\$6,000)	L.A. Rams (\$6,000)	16-13	Anaheim, Calif.	67,037
1983	Dec. 26	L.A. Rams (\$6,000)	Dal. Cowboys (\$6,000)	24-17	Irving, Texas	62,118
1982	Jan. 9	Dal. Cowboys (\$6,000)	Tampa Bay (\$6,000)	30-17	Irving, Texas	65,042
	Jan. 9	Minnesota (\$6,000)	Atlanta (\$6,000)	30-24	Minneapolis, Minn.	60,560
	Jan. 8	Green Bay (\$6,000)	St. L. Cardinals (\$6,000)	41-16	Green Bay, Wis.	54,282
	Jan. 8	Washington (\$6,000)	Detroit (\$6,000)	31-7	Washington, D.C.	55,045
1981	Dec. 27	N.Y. Giants (\$3,000)	Philadelphia (\$3,000)	27-21	Philadelphia, Pa.	71,611
1980	Dec. 28	Dal. Cowboys (\$3,000)	L.A. Rams (\$3,000)	34-13	Irving, Texas	63,052
1979	Dec. 23	Philadelphia (\$3,000)	Chi. Bears (\$3,000)	27-17	Philadelphia, Pa.	69,397
1978	Dec. 24	Atlanta (\$3,000)	Philadelphia (\$3,000)	14-13	Atlanta, Ga.	59,403

\*Overtime

### 2023 NFC WILD CARD PLAYOFF GAMES

Raymond James Stadium; Tampa, Fla.

Jan. 15, 2024, Attendance: 63,397

#### TAMPA BAY 32, PHILADELPHIA 9

Philadelphia	0	9	0	0	—	9
Tampa Bay	10	6	9	7	—	32

TB	—	C.McLaughlin 28 FG
TB	—	D.Moore 44 pass from B.Mayfield (C.McLaughlin kick)
TB	—	C.McLaughlin 54 FG
Phi	—	J.Elliott 47 FG
TB	—	C.McLaughlin 48 FG
Phi	—	D.Goedert 5 pass from J.Hurts (run failed)
TB	—	Penalty on J.Hurts enforced in end zone for safety
TB	—	T.Palmer 56 pass from B.Mayfield (C.McLaughlin kick)
TB	—	C.Godwin 23 pass from B.Mayfield (C.McLaughlin kick)

Ford Field; Detroit, Mich.

Jan. 14, 2024, Attendance: 66,367

#### DETROIT 24, LOS ANGELES RAMS 23

L.A. Rams	3	14	3	3	—	23
Detroit	14	7	3	0	—	24

Det	—	D.Montgomery 1 run (M.Badgley kick)
LAR	—	B.Maher 24 FG
Det	—	J.Gibbs 10 run (M.Badgley kick)
LAR	—	P.Nacua 50 pass from M.Stafford (B.Maher kick)
Det	—	S.LaPorta 2 pass from J.Goff (M.Badgley kick)
LAR	—	T.Atwell 38 pass from M.Stafford (B.Maher kick)
Det	—	M.Badgley 54 FG
LAR	—	B.Maher 27 FG
LAR	—	B.Maher 29 FG

AT&T Stadium; Arlington, Texas

Jan. 14, 2024, Attendance: 93,799

#### GREEN BAY 48, DALLAS COWBOYS 32

Green Bay	7	20	14	7	—	48
Dal. Cowboys	0	7	9	16	—	32

GB	—	A.Jones 3 run (A.Carlson kick)
GB	—	A.Jones 1 run (A.Carlson kick)
GB	—	D.Wicks 20 pass from J.Love (kick failed)
GB	—	D.Savage 64 interception return (A.Carlson kick)
Dal	—	J.Ferguson 1 pass from D.Prescott (B.Aubrey kick)
Dal	—	B.Aubrey 34 FG
GB	—	A.Jones 9 run (A.Carlson kick)
Dal	—	T.Pollard 1 run (kick failed)
GB	—	L.Musgrave 38 pass from J.Love (A.Carlson kick)
GB	—	R.Doubs 3 pass from J.Love (A.Carlson kick)
Dal	—	J.Ferguson 7 pass from D.Prescott (R.Dowdle run)
Dal	—	J.Ferguson 14 pass from D.Prescott (D.Prescott run)

# SUNDAY NIGHT FOOTBALL

## SUNDAY NIGHT WON-LOST RECORDS, 1978-2023

### AMERICAN FOOTBALL CONFERENCE

	Bal	Buf	Cin	Cle	Den	Hou	Ind	Jac	KC	LV	LAC	Mia	NE	NYJ	Pit	Ten
Total	20-14	16-11	4-17	2-11	29-25	5-8	23-26	5-7	23-15	21-23	19-23	21-12	33-24	10-15	32-26	12-12
2023	2-0	2-1	1-0		1-1			0-1	1-1	1-1	1-1	1-2	1-1	0-2	1-0	
2022	1-1	1-0	0-1		1-0		0-1		3-0		1-2	1-1			1-1	0-1
2021	2-0	1-0		0-1	0-1		1-0		2-2	1-1	1-1		0-1		1-1	1-0
2020	0-1	1-0		1-0	0-1				2-0	0-1			1-1		0-1	0-1
2019	1-0	1-0		0-1		1-0	1-0		1-2		0-1		1-2		1-2	
2018	1-0		0-1			1-0	1-0		1-2				2-1		0-1	0-1
2017	0-1				0-2	0-1	0-1		1-0	1-2		0-1	2-0		3-0	
2016					0-3	1-0	0-1		2-1	1-0			1-1		1-0	
2015			0-1		3-0	0-1	0-2						2-1		1-0	
2014	0-1		0-2		3-0		0-2		0-1		0-1		3-0		3-0	
2013			0-1		1-2	0-2	2-0		0-1	1-0	0-1		2-0		1-1	
2012	2-0		0-1		2-0	1-1					0-1		0-2		1-2	
2011	2-1						0-2		0-1		1-0		1-0	1-2	2-1	
2010	0-1						2-1				1-0	0-1	2-0	1-0	1-2	
2009	1-0		0-1				3-0				0-1		0-1	1-0	1-1	0-1
2008	1-0			0-1	0-1		2-1	0-1			2-1		0-2		2-0	
2007	0-1	0-1	0-1		1-0		1-2				1-1		3-0		1-1	1-0
2006					2-2		3-0		0-1	0-1	3-0		0-2		0-1	
2005	1-1	0-1	0-1	0-1		0-2	1-0	1-0	2-0	0-2	2-0		1-0	0-1	1-0	
2004	2-1	0-1	1-0	0-2	1-1	0-1	1-0	0-1	0-1	2-0		1-2	1-0		2-0	
2003	1-1	0-2		1-0	1-0		1-1	1-0	1-0	0-1		2-0	1-0		0-2	1-0
2002	1-0		0-1	0-1	0-2	1-0	1-1	0-1			2-0		1-1	0-2	2-0	0-1
2001	0-1	0-1			2-0		0-2				1-1		1-0	0-1	2-0	1-0
2000	1-1	1-0					1-0	1-1		2-0	0-1	1-0		0-2	0-1	0-1
1999		2-0		0-1	0-1		1-0	1-0	0-1	1-0	0-1	1-0	2-0	0-1	1-0	0-1
1998	1-0	1-0	0-1		1-0		0-1	0-1	2-0	1-1	0-1	0-1	1-0	1-0		1-0
1997	0-1				1-0		0-1			1-0	0-2	1-1	1-0	0-1	2-0	
1996	0-1	1-1	0-1		1-1		1-0	1-0	0-1	1-1	1-0	1-0	2-0	0-1		1-0
1995		0-2			2-1			0-1	1-0	1-1	0-1	1-0	0-1	0-1		0-1
1994		1-0	0-1		0-1		0-1		2-0	1-1	1-0	2-1	1-0	0-1	0-1	
1993		1-0	0-1		0-1		0-3		0-1	0-2	0-2	1-0	0-1	1-1	0-1	2-1
1992		1-1	1-0		2-0		0-1		1-1	2-0	1-0	1-0	0-1	1-1	1-0	1-1
1991		1-0	0-1	0-1	2-0		0-2			0-1	0-1	1-0	0-1		1-1	2-0
1990		1-0	1-1		0-2					0-2	0-1	1-0			1-2	1-1
1989							1-0			1-0	1-0	1-0	0-1	0-1		
1988					0-1					0-1	0-1	0-1	1-0		1-0	1-1
1987				0-1	0-1						1-0	2-0	0-1			
1986																
1985											1-0				0-1	
1984			0-1		1-0											
1983										1-0						
1982																
1981																
1980											0-1					
1979																
1978					1-0					0-2			1-0		0-1	

## SUNDAY NIGHT FOOTBALL ALL-TIME STANDINGS

### AMERICAN FOOTBALL CONFERENCE

East					South				
	W	L	T	Pct.		W	L	T	Pct.
Miami	21	12	0	.636	Tennessee	12	12	0	.500
Buffalo	16	11	0	.593	Indianapolis	23	26	0	.469
New England	33	24	0	.579	Jacksonville	5	7	0	.417
N.Y. Jets	10	15	0	.400	Houston	5	8	0	.385
North					West				
	W	L	T	Pct.		W	L	T	Pct.
Baltimore	20	14	0	.588	Kansas City	23	15	0	.605
Pittsburgh	30	26	0	.537	Denver	29	25	0	.537
Cincinnati	4	17	0	.190	Las Vegas	21	23	0	.477
Cleveland	2	11	0	.154	L.A. Chargers	19	23	0	.452

# SUNDAY NIGHT FOOTBALL

## SUNDAY NIGHT WON-LOST RECORDS, 1978-2023

### NATIONAL FOOTBALL CONFERENCE

	Ari	Atl	Car	Chi	Dal	Det	GB	LAR	Min	NO	NYG	Phi	SF	Sea	TB	Was
Total	11-16-1	11-10	6-10	18-30	40-39	7-13	36-19	15-16	20-24	23-15	23-33-1	29-24	19-19	27-17-1	9-15	19-19-1
2023				0-1	2-1		2-0		0-2		0-2	1-1	1-0			
2022	0-1			0-1	1-2	1-0	1-3				1-0	2-0	1-1		2-1	0-1
2021				0-2	2-0		3-0	1-1	0-2	1-0			0-2	0-1	1-1	0-1
2020	1-0			0-1	0-2		3-0	1-1	0-1	1-1	0-1	2-1	1-1	2-1	0-1	1-0
2019		1-0		0-2	1-2		1-1	3-0	1-0	1-0		0-2	2-0	0-2		
2018				2-1	2-1	1-0	1-2	0-2	1-2	1-0	0-1	1-1	0-1	2-0		
2017		1-1			2-1	0-1	0-2				1-1	1-1		2-0		1-0
2016	0-1-1		0-1	0-1	3-1	0-1	2-2		1-0		1-1	0-1		2-0-1	0-1	1-0
2015	3-0		1-0		1-2	0-1	1-2		2-0	1-0	1-2	1-2	0-1	0-2		
2014	0-1		0-1	1-1	3-0		1-1			1-1	0-2	1-1	0-2	1-0		
2013		0-1	0-1	1-1	2-2		1-0		0-1	2-0	1-1	2-0	1-1	1-0		0-2
2012		1-0		0-1	1-2	0-2	2-1			1-1	1-1	1-1	2-1	1-0		1-0
2011		1-1		1-1	0-4	0-1	2-0		0-1	2-0	2-1	2-1				
2010				0-1	0-3		2-1	0-1	0-1	1-0	1-2	3-0	0-1	1-0		1-1
2009	2-1	1-0	1-0	0-3	2-1		1-0		0-2		1-2	2-1				0-1
2008			0-1	2-1	3-0		0-1		1-0		2-1	0-2		0-1	1-0	0-2
2007				1-1	3-0		0-1		0-1	1-0	1-2	0-3		0-1		2-0
2006			0-1	2-1	2-1		1-0			1-0	0-2	0-1		1-1		0-1
2005	1-0	0-1		1-0	0-1	0-1	1-0	1-0	0-1	1-0	0-1	0-1	0-1	1-0		1-0
2004				1-0	0-1		1-0	1-0	1-0	0-1	1-0	1-0	0-2		0-1	0-2
2003		1-0	0-1	0-1	0-1		1-0	1-0	1-1	1-1	0-1		0-1	1-0	0-1	0-1
2002	0-1	1-0		0-1	0-1		1-0	1-0	0-2	1-0	1-0			1-0	1-1	1-0
2001	0-1		0-1	1-0	0-1			1-0	0-1	0-2		2-0	2-0	1-1	0-1	1-0
2000	1-1	0-1	1-0	0-2	0-2		1-0	0-1	1-0		2-1	1-0				1-0
1999	0-2	0-1	1-0		0-1	1-0	1-0		0-1	0-1	0-1		0-1	2-0	0-2	2-0
1998	1-0	1-0	0-1	0-2	1-0	1-0			2-0	0-1	0-1	0-1	1-0	0-2	0-1	0-1
1997	1-0	0-1	1-1	1-1	0-1	0-2	1-0	0-1	1-0	1-0	0-0-1	0-1	0-1	1-0	1-0	1-0-1
1996	0-1	0-1	1-0			0-1	1-0	0-1	2-0	0-1	0-2	1-0	1-0	0-1	0-1	1-0
1995	0-1		0-1		1-0		1-1		0-1	1-0	1-0	2-0	1-0	1-0	1-0	0-1
1994	1-1	0-2		1-0		1-1		0-1		1-0	1-0	1-0	1-0	0-1	0-1	0-1
1993	0-1			1-0	1-0	1-0	2-0		1-2	1-0	0-1	1-0	1-0	0-1	1-0	1-0
1992	0-1		0-1				1-0	1-1		1-1	1-1	1-0	1-0	0-1	0-1	0-1
1991	0-1	1-0			1-0	0-1		0-2	1-1	1-1	0-1			1-1	0-1	2-0
1990	0-1	1-0		1-1	0-1	1-1	0-1	0-1	2-0		1-0	0-2	1-0	2-0	1-0	1-0
1989				0-1	1-0			1-0	1-0	0-1				1-0		0-1
1988					0-1			1-0	1-0	0-1	1-0		0-1	1-0		0-1
1987				1-0	0-1			0-1	0-1		1-0		2-0	1-0		0-1
1986					0-1			1-0								
1985					1-0						0-1					
1984					1-0					0-1						
1983					0-1											
1982		1-0											0-1			
1981					1-0			0-1								
1980					1-0											
1979					1-0			0-1								
1978								1-0								

## SUNDAY NIGHT FOOTBALL ALL-TIME STANDINGS

### NATIONAL FOOTBALL CONFERENCE

East	W	L	T	Pct.	South	W	L	T	Pct.
Philadelphia	29	24	0	.547	New Orleans	23	15	0	.605
Dallas	40	39	0	.506	Atlanta	11	10	0	.524
Washington	19	19	1	.500	Carolina	6	10	0	.375
N.Y. Giants	23	33	1	.412	Tampa Bay	9	15	0	.375
North	W	L	T	Pct.	West	W	L	T	Pct.
Green Bay	36	19	0	.655	Seattle	27	17	1	.611
Minnesota	20	24	0	.455	San Francisco	19	19	0	.500
Chicago	18	30	0	.375	L.A. Rams	15	16	0	.484
Detroit	7	13	0	.350	Arizona	11	16	1	.411

# MONDAY NIGHT FOOTBALL

## MONDAY NIGHT WON-LOST RECORDS, 1970-2023

### AMERICAN FOOTBALL CONFERENCE

	Bal	Buf	Cin	Cle	Den	Hou	Ind	Jac	KC	LV	LAC	Mia	NE	NYJ	Pit	Ten
Total	17-13	20-30	14-26	17-19	33-44-1	5-9	23-21	8-8	30-20	43-32-1	26-26	43-44	29-27	23-35	53-25	26-19
2023	1-0	0-2	2-0	0-1	1-0			0-1	0-1	1-1	1-1	0-1		1-1	1-0	1-0
2022	1-0	1-0	0-1	1-0	0-2		0-2		1-0	0-1	2-0		1-1		1-0	0-1
2021	1-1	0-2		0-1			0-1		1-0	1-1	1-0	1-0	1-0		2-0	1-0
2020	1-1	2-0	1-0	0-1	0-1				1-0	1-0	0-1		1-1	0-1	1-1	1-0
2019	1-0		0-1	1-1	0-1	0-1	0-1		1-0	1-0	0-1	0-1	1-0	0-2	2-0	1-0
2018		0-1			0-2	1-0			1-1	1-1			1-0	1-0	1-0	1-1
2017	1-0		0-1		1-1	0-1	0-1		2-0	0-1	0-1	1-1	0-1		1-0	1-0
2016	0-1	0-1	0-1		1-0	0-2	1-0			1-0			1-0	0-2	1-0	
2015	1-1	0-1	0-2	0-1	1-0	1-0	0-2		0-1		0-2	0-1	1-0	1-0	1-0	
2014	1-0		1-0		0-1	0-1	1-1		1-0		0-1	1-0	0-1	0-2	2-0	0-1
2013	1-0		1-0		1-0	1-0	0-1			0-1	1-1	0-2	0-1	1-0	0-1	
2012	1-0		0-1		1-1	1-1			0-1	0-1	1-1		1-0	0-2	1-0	1-0
2011	0-1				0-1		0-1	1-1	1-1	1-0	1-1	0-2	2-0	1-0	0-1	
2010	2-0		0-1		0-1	0-2	1-0	0-1	1-0		1-1	0-1	2-0	1-2	1-0	1-0
2009	1-1	0-1		0-1	1-1	0-1	1-0			0-1	1-1	1-1	1-1	0-1	1-0	1-0
2008	0-1	0-1		2-1	1-1	1-0	0-1	0-1		0-1	1-0		1-0	0-1	2-0	1-0
2007	0-3	0-1	1-1		1-2		1-0	0-1			1-0	0-1	2-0		2-0	1-1
2006	0-1		0-1		1-0		1-0	2-0	0-1	0-2	1-0	0-1	1-0	1-0	0-1	
2005	1-1				1-0		3-0		0-1		0-1		1-1	0-2	2-1	
2004	0-1		1-0		0-1		1-0		2-1				1-1	1-1	1-0	1-1
2003				0-1	1-1		1-0		1-0	0-3	0-1	1-1	1-0	1-0	0-1	0-1
2002	1-0				0-2		0-1			2-0		1-1	1-1	0-1	2-1	1-0
2001	2-0				1-1		0-1	0-1		1-0		1-0		0-1	1-0	0-2
2000		0-1			1-1		2-0	0-2	1-1	0-1		0-1	1-1	2-0		3-0
1999		1-0			1-2			2-0		0-1		1-2	0-1	2-1		1-0
1998					2-1			2-0	0-2			1-2	1-2	1-0	2-1	
1997		1-1			2-1		0-1	1-0	2-0	0-2		1-2	1-2		0-2	
1996		0-2			1-0		1-0		0-2	2-1	1-1	1-2			3-0	
1995		1-1		0-2	1-0				1-1	0-2	1-1	2-1	1-0		1-1	
1994		1-1			0-2				1-1	1-1	0-1	1-0			2-0	0-3
1993		2-1			0-2		0-1		2-0	1-0	2-0	1-2			3-0	0-1
1992		2-0	0-1	0-1	0-2				1-0	0-2		2-1		0-1	1-0	1-0
1991		2-1	0-2						2-1	0-2		1-1		0-1	0-1	1-1
1990		1-1	1-1	1-1	1-1		0-1		0-1	2-0		0-1		0-1	1-0	1-0
1989		1-2	1-2	1-1	2-0					1-0				0-1		1-0
1988		2-0		1-2	0-2		1-1			1-1		1-1		0-1		1-0
1987				1-0	2-1					1-1		1-1	1-1	2-1		
1986			1-0	1-0	1-1					0-1	0-1	1-2	1-0	1-1	0-2	
1985			1-0	1-0	1-0					2-0	0-1	2-1	0-1	1-0	0-2	
1984		0-1	0-1		1-0					2-1	1-2	3-0		0-1	1-1	
1983		0-1	0-2						0-1	1-0	1-1	1-1		2-0	1-0	
1982		0-1	0-1							1-0	1-1	1-1		1-0	1-0	0-1
1981		1-1		0-1	1-0					2-1	2-1	1-1	0-1		1-1	0-1
1980				1-1	1-2					3-0	1-0	1-1	1-2	1-0	0-2	2-0
1979				1-0	0-2					2-0	1-0	0-2	0-2	1-1	2-1	2-0
1978			1-2		1-1		2-1			1-0	1-0	2-1	0-2		1-1	2-0
1977		0-1	0-1	1-0			1-1		0-1	2-0		1-0	0-1		2-0	
1976		0-2	1-1				2-0		0-1	2-0		1-1	1-0	0-1	0-1	0-1
1975		0-2	1-0		1-1				1-0	2-0	1-0	1-1	0-1	0-1	1-0	0-1
1974		1-0	0-1		0-2				1-0	0-1		2-0		0-1	2-0	
1973		1-0		0-1	0-0-1				1-1	0-0-1		2-0		0-1	1-1	
1972				1-0			1-0		1-0	2-0	0-1	1-0	0-1	0-1		0-1
1971				0-1			1-1		2-0	1-0	1-0	1-0		0-1	0-1	
1970			0-1	2-0			1-1		1-0	1-0	0-1	1-0		0-1	1-0	0-1

## MONDAY NIGHT FOOTBALL ALL-TIME STANDINGS

### AMERICAN FOOTBALL CONFERENCE

East	W	L	T	Pct.	South	W	L	T	Pct.
New England	29	27	0	.518	Tennessee	26	19	0	.578
Miami	43	44	0	.494	Indianapolis	23	21	0	.523
Buffalo	20	30	0	.400	Jacksonville	8	8	0	.500
N.Y. Jets	23	35	0	.397	Houston	5	9	0	.357
North	W	L	T	Pct.	West	W	L	T	Pct.
Pittsburgh	53	25	0	.679	Kansas City	30	20	0	.600
Baltimore	17	13	0	.567	Las Vegas	43	32	1	.572
Cleveland	17	19	0	.472	L.A. Chargers	26	26	0	.500
Cincinnati	14	26	0	.350	Denver	33	44	1	.429

# MONDAY NIGHT FOOTBALL

## MONDAY NIGHT WON-LOST RECORDS, 1970-2023

### NATIONAL FOOTBALL CONFERENCE

	Ari	Atl	Car	Chi	Dal	Det	GB	LAR	Min	NO	NYG	Phi	SF	Sea	TB	Was
Total	10-19-1	15-28	10-8	34-42	50-35	17-20-1	37-34-1	31-37	32-36	25-26	26-47-1	39-31	52-31	30-12	14-13	30-45
2023			0-1	1-0	1-0	1-0	0-2	0-1	1-1	1-0	1-1	2-1	0-2	2-0	0-1	
2022	0-2			1-0	1-0		1-0	0-2	0-1	0-2	0-1	1-1	2-0	1-0	1-0	1-0
2021	0-1			0-2	1-0	0-1	1-0	1-1	1-0	1-1	0-2	0-1	1-0	0-2	1-0	1-0
2020	1-0	0-1		0-2	0-1		1-0	2-0	1-0	1-1	0-2	0-1	0-1	1-0	1-1	
2019				1-0	1-0	0-1	2-0	0-1	0-2	2-0	0-2	1-0	1-1	2-0		0-1
2018		1-0	0-1	1-0	0-1	0-1	1-0	2-0	0-1	2-0	1-1	1-0	0-2	1-1	0-1	0-2
2017	0-1	2-0	1-0	0-1	1-0	2-0	0-1		2-0	0-1	0-1	2-0		0-1	0-1	0-2
2016	1-0	1-0	1-1	1-1	1-0	0-1	1-0	0-1	1-1	0-1	1-1	1-1	1-0	1-0	1-0	0-2
2015	1-0	1-0	1-0	1-0	1-0	1-1	1-0		0-1	0-1	1-1	1-1	1-0	1-0		0-1
2014	1-0	0-1	0-1	1-1	0-1	1-0	1-0	0-1		1-1	0-2	2-0	1-0	1-0		1-1
2013		0-2	1-0	1-0	2-0	0-1	0-1	0-1	0-1	1-1	1-0	1-0	2-0	2-0	1-0	0-2
2012	0-1	1-0	1-0	2-1	0-1	0-1	0-1			1-0	0-1	0-2	2-0	1-0		1-0
2011		0-1		1-1	1-0	1-0	1-0	0-2	0-1	2-0	1-1	0-1	1-0	1-0	1-0	0-1
2010	0-1	0-1		2-0	0-1		0-1		0-2	2-0	1-0	1-0	1-1			0-1
2009	0-1	0-1	0-1	1-0	1-0		1-1		1-1	2-0	1-0	1-0	1-0			0-2
2008	1-0		1-0	1-0	1-0		1-2	1-1	1-1	0-1	1-1	0-1	0-1		0-1	0-1
2007	0-1	0-2		0-1	1-0		1-0		1-0	1-1	1-0	0-1	1-1	1-0		1-0
2006	0-1	0-1	1-1	2-0	0-1		0-2	0-1	1-1	1-0	1-1	2-0		2-0	0-1	0-1
2005		3-0	1-0		1-1		0-3	0-1	1-0	0-2	1-0	0-3		1-0		1-0
2004			0-1		2-1		2-1	2-1	0-2					0-1	0-1	0-1
2003		0-1		0-1	1-0		2-1	2-0				0-2	2-1	1-0		2-1
2002				0-3			2-0	2-1			0-1	3-0	1-2	0-1	1-1	0-1
2001					1-0	0-1	2-0	2-1	1-1	0-1	0-3	1-0	1-0		1-0	0-2
2000			1-0		1-1		1-1	1-2	1-1					0-1	1-1	1-2
1999	0-1	1-2			1-2		1-2	2-1		1-0			1-2	1-0		1-0
1998					2-0	1-1	0-3		1-0		0-2	0-1	3-0		1-1	0-1
1997			1-1	1-1	1-2		3-0	0-1				0-2	3-0			1-0
1996		0-1		2-0	2-1	0-2	2-1	0-1				0-2	2-1			
1995	0-1			1-2	3-0	2-0	1-0		0-2		0-1	0-1	2-1			
1994				0-2	2-1	1-0	1-0		2-0	0-2	1-2	2-0	2-1			
1993		0-1		0-1	1-1		0-1		1-0	0-2	1-0	1-1	1-2			1-2
1992		0-2		0-3	2-1	0-1			1-0	1-0	1-0	1-0	2-0	1-0		1-2
1991				2-1	0-1			0-1	0-1	1-0	2-1	2-1	2-1			2-0
1990						0-1		0-3	0-1	1-1	1-1	2-0	3-0	1-0		0-1
1989				1-1				0-2	1-1	1-1	2-1	0-2	3-0	1-0		0-2
1988	0-1			1-2	1-1			1-0	1-0	1-0	1-1	1-0	1-1	1-0		0-2
1987				1-2	2-1			1-2	1-0		0-3		2-0	0-2		1-1
1986	0-1			2-1	2-0	0-1	0-1	1-0			2-1		0-2	2-0		1-1
1985	1-1			1-1	1-1		0-1	2-1			0-1		1-2	0-2		2-1
1984		0-2		0-1	1-1	0-1	0-1	1-1		1-0	0-1		2-0	2-0		1-1
1983	0-0-1	0-1			1-1	2-0	2-1	1-0	0-1	0-1	1-1-1		1-0		0-1	1-2
1982					1-2	0-1	1-0		1-0		0-1					1-0
1981		1-2		0-2	2-0	1-0		2-0	0-3			1-1		1-0		
1980				1-1	1-1			2-0		0-1	0-1	1-0		0-1	0-1	0-2
1979		1-2			0-2		1-0	1-0	0-1	0-1	0-1	1-1		2-0		1-0
1978		1-0		0-3	1-1			0-2	2-0				0-1			1-1
1977	2-0			1-0	1-1		0-1	1-1	0-1		0-1		0-2			1-1
1976	0-1				1-0			0-2	1-1			0-1	2-0			2-0
1975	0-1			0-1	1-1	0-1	0-1	1-0	1-0		1-0	0-1				1-0
1974	0-1	0-1		1-0	0-1	1-0	0-1	1-1	1-0	0-1		1-0	0-2			2-0
1973		1-1		0-1	1-1	1-0	1-1	1-0	0-1	0-1	0-1		1-0			1-1
1972	0-1	0-1		1-0	1-0	0-2	1-0	1-0	0-2	0-1	1-0	0-1	0-1			2-0
1971	1-1	1-0		0-1	1-0	0-1-1	0-1-1	0-2	2-0		0-1		0-1			1-0
1970	1-0	0-1		0-1	0-1	2-0	1-1	0-2	1-0		0-1	1-0				0-1

## MONDAY NIGHT FOOTBALL ALL-TIME STANDINGS

### NATIONAL FOOTBALL CONFERENCE

*\*From 1970-71, tie games were not included in winning percentage.*

East	W	L	T	Pct.	South	W	L	T	Pct.
Dallas	50	35	0	.588	Carolina	10	8	0	.556
Philadelphia	39	31	0	.557	Tampa Bay	14	13	0	.519
Washington	30	45	0	.400	New Orleans	25	26	0	.490
N.Y. Giants	26	47	1	.358	Atlanta	15	28	0	.349
North	W	L	T	Pct.	West	W	L	T	Pct.
Green Bay	37	34	*1	.513	Seattle	30	12	0	.714
Minnesota	32	36	0	.471	San Francisco	52	31	0	.627
Detroit	17	20	*1	.447	L.A. Rams	31	37	0	.456
Chicago	34	42	0	.447	Arizona	10	19	1	.350

# MONDAY NIGHT RECORDS

Compiled by Elias Sports Bureau

\*NFL record; *Does not include games rescheduled to Monday*

## SCORING

### TOUCHDOWNS

#### Most Touchdowns, Career

- 36 Jerry Rice, San Francisco, 1985-2000;  
Oak. Raiders, 2001-04; Seattle, 2004
- 24 Emmitt Smith, Dal. Cowboys, 1990-2002; Arizona 2003-04
- 20 Terrell Owens, San Francisco, 1996-2003;  
Philadelphia, 2004-05; Dal. Cowboys, 2006-08;  
Buffalo, 2009; Cincinnati, 2010

#### Most Touchdowns, Game

- 4 Ron Johnson, N.Y. Giants at Philadelphia,  
Oct. 2, 1972
- Earl Campbell, Hou. Oilers vs. Miami, Nov. 20, 1978
- Marcus Allen, L.A. Raiders vs. S.D. Chargers,  
Sept. 24, 1984
- Eric Dickerson, Indianapolis vs. Denver,  
Oct. 31, 1988
- Emmitt Smith, Dal. Cowboys at N.Y. Giants, Sept. 4, 1995
- Marshall Faulk, St.L. Rams at Tampa Bay,  
Dec. 18, 2000
- Aaron Jones, Green Bay vs. Detroit, Sept. 20, 2021
- Travis Kelce, Kansas City vs. Las Vegas, Oct. 10, 2022

## FIELD GOALS

### Most Field Goals, Career

- 52 Adam Vinatieri, New England, 1996-2005;  
Indianapolis, 2006-19
- 51 Gary Anderson, Pittsburgh, 1982-94; Philadelphia,  
1995-96; San Francisco, 1997;  
Minnesota, 1998-2002; Tennessee, 2003-04
- 50 Jason Elam, Denver, 1993-2007; Atlanta, 2008-09

### Most Field Goals, Game

- 7 Chris Boniol, Dal. Cowboys vs. Green Bay, Nov. 18, 1996\*
- Billy Cundiff, Dal. Cowboys at N.Y. Giants, Sept. 15, 2003 (OT)\*
- 6 Dan Bailey, Dal. Cowboys vs. Washington, Sept. 26, 2011
- Justin Tucker, Bal. Ravens at Detroit,  
December 16, 2013
- 5 Tim Mazzetti, Atlanta vs. L.A. Rams, Oct. 30, 1978
- Roger Ruzek, Dal. Cowboys at L.A. Rams, Dec. 21, 1987
- Rich Karlis, Minnesota vs. Cincinnati, Dec. 25, 1989
- Nick Lowery, Kansas City vs. Denver, Sept. 20, 1993
- Chris Jacke, Green Bay vs. San Francisco,  
Oct. 14, 1996 (OT)
- Richie Cunningham, Dal. Cowboys vs. Philadelphia,  
Sept. 15, 1997
- Phil Dawson, Cle. Browns vs. Buffalo, Nov. 17, 2008
- Nick Folk, N.Y. Jets vs. Minnesota, Oct. 11, 2010
- Nate Kaeding, S.D. Chargers at Oak. Raiders, Sept. 10, 2012
- Ryan Succop, Tennessee vs. Indianapolis,  
Oct. 16, 2017
- Harrison Butker, Kansas City vs. Denver,  
Oct. 30, 2017
- Matt Prater, Detroit at Green Bay, Oct. 14, 2019

## RUSHING

### YARDS GAINED

#### Most Yards Gained, Career

- 2,434 Emmitt Smith, Dal. Cowboys, 1990-2002; Arizona, 2003-04
- 1,897 Tony Dorsett, Dal. Cowboys, 1977-87; Denver, 1988
- 1,769 Thurman Thomas, Buffalo, 1988-99; Miami, 2000

#### Most Yards Gained, Game

- 221 Bo Jackson, L.A. Raiders at Seattle, Nov. 30, 1987
- 216 Ricky Williams, Miami vs. Chi. Bears, Oct. 9, 2002
- 214 Thurman Thomas, Buffalo at N.Y. Jets,  
Sept. 24, 1990

#### Longest Run From Scrimmage, Game (all TDs)

- 99 Tony Dorsett, Dal. Cowboys at Minnesota, Jan. 3, 1983\*
- 97 Lamar Miller, Hou. Texans vs. Tennessee,  
Nov. 26, 2018
- 94 Chris Johnson, Tennessee vs. N.Y. Jets,  
Dec. 17, 2012

## TOUCHDOWNS

### Most Rushing Touchdowns, Career

- 23 Emmitt Smith, Dal. Cowboys, 1990-2002; Arizona, 2003-04

- 17 Marcus Allen, L.A. Raiders, 1982-92;  
Kansas City, 1993-97
- 14 Eric Dickerson, L.A. Rams, 1983-87; Indianapolis,  
1987-91; L.A. Raiders, 1992; Atlanta, 1993

### Most Rushing Touchdowns, Game

- 4 Earl Campbell, Hou. Oilers vs. Miami, Nov. 20, 1978
- Eric Dickerson, Indianapolis vs. Denver, Oct. 31, 1988
- Emmitt Smith, Dal. Cowboys at N.Y. Giants, Sept. 4, 1995

## PASSING

### YARDS GAINED

#### Most Yards Gained, Career

- 9,654 Dan Marino, Miami, 1983-99
- 9,068 Brett Favre, Atlanta, 1991; Green Bay, 1992-2007;  
N.Y. Jets, 2008; Minnesota, 2009-10
- 8,193 Drew Brees, S.D. Chargers, 2001-05;  
New Orleans, 2006-20

#### Most Yards Gained, Game

- 517 Tom Brady, New England vs. Miami, Sept. 12, 2011
- 478 Patrick Mahomes, Kansas City at L.A. Rams,  
Nov. 19, 2018
- 458 Joe Montana, San Francisco at L.A. Rams, Dec. 11, 1989

### Longest Pass Play

- 99 Brett Favre to Robert Brooks, Green Bay at  
Chi. Bears, Sept. 11, 1995 (TD)\*
- Tom Brady to Wes Welker, New England vs. Miami,  
Sept. 12, 2011\*
- 97 Bernie Kosar to Webster Slaughter, Cle. Browns vs.  
Chi. Bears, Oct. 23, 1989 (TD)
- 95 Joe Montana to John Taylor, San Francisco at  
L.A. Rams, Dec. 11, 1989 (TD)

## TOUCHDOWNS

### Most Touchdown Passes, Career

- 74 Dan Marino, Miami, 1983-99
- 69 Brett Favre, Atlanta, 1991; Green Bay, 1992-2007;  
N.Y. Jets, 2008; Minnesota, 2009-10
- 58 Drew Brees, S.D. Chargers, 2001-05;  
New Orleans, 2006-20

### Most Touchdown Passes, Game

- 6 Patrick Mahomes, Kansas City at L.A. Rams,  
Nov. 19, 2018
- 5 Dave Krieg, Seattle vs. L.A. Raiders, Nov. 28, 1988
- Jim Kelly, Buffalo vs. Cincinnati, Oct. 21, 1991
- Vinny Testaverde, N.Y. Jets vs. Miami, Oct. 23, 2000 (OT)
- Ben Roethlisberger, Pittsburgh vs. Bal. Ravens,  
Nov. 5, 2007
- Drew Brees, New Orleans vs. New England,  
Nov. 30, 2009
- Aaron Rodgers, Green Bay vs. Kansas City,  
Sept. 28, 2015
- Lamar Jackson, Bal. Ravens at L.A. Rams,  
Nov. 25, 2019

## RECEIVING

### PASS RECEPTIONS

#### Most Pass Receptions, Career

- 254 Jerry Rice, San Francisco, 1985-2000;  
Oak. Raiders, 2001-04; Seattle, 2004
- 124 Andre Reed, Buffalo, 1985-99; Washington, 2000
- 123 Cris Carter, Philadelphia, 1987-89; Minnesota,  
1990-2001; Miami, 2002

#### Most Pass Receptions, Game

- 14 Herman Moore, Detroit vs. Chi. Bears, Dec. 4, 1995
- Jerry Rice, San Francisco vs. Minnesota, Dec. 18, 1995
- Cooper Kupp, L.A. Rams at San Francisco, Oct. 3, 2022
- 13 Andre Reed, Buffalo vs. Denver, Sept. 18, 1989
- Terrell Owens, San Francisco vs. Philadelphia,  
Nov. 25, 2002
- Darren McFadden, Oak. Raiders vs. S.D. Chargers,  
Sept. 10, 2012
- Jason Witten, Dal. Cowboys vs. Chi. Bears, Oct. 1, 2012
- Larry Fitzgerald, Arizona vs. Dal. Cowboys, Sept. 25, 2017
- Davante Adams, Green Bay at Minnesota,  
Dec. 23, 2019
- Cooper Kupp, L.A. Rams at Arizona, Dec. 13, 2021



## MONDAY NIGHT RECORDS

### YARDS GAINED

#### Most Yards Gained, Career

- 4,029 Jerry Rice, San Francisco, 1985-2000;  
Oak Raiders, 2001-04; Seattle, 2004  
1,783 Andre Reed, Buffalo, 1985-99; Washington, 2000  
1,697 Terrell Owens, San Francisco, 1996-2003;  
Philadelphia, 2004-05; Dal. Cowboys, 2006-08;  
Buffalo, 2009; Cincinnati, 2010

#### Most Yards Gained, Game

- 289 Jerry Rice, San Francisco vs. Minnesota,  
Dec. 18, 1995  
286 John Taylor, San Francisco at L.A. Rams,  
Dec. 11, 1989  
260 Wes Chandler, S.D. Chargers vs. Cincinnati,  
Dec. 20, 1982

### TOUCHDOWNS

#### Most Receiving Touchdowns, Career

- 34 Jerry Rice, San Francisco, 1985-2000;  
Oak Raiders, 2001-04; Seattle, 2004  
20 Terrell Owens, San Francisco, 1996-2003;  
Philadelphia, 2004-05; Dal. Cowboys, 2006-08;  
Buffalo, 2009; Cincinnati, 2010  
18 Randy Moss, Minnesota, 1998-2004;  
Oak Raiders, 2005-06; New England, 2007-10;  
Minnesota, 2010; Tennessee, 2010;  
San Francisco, 2012

#### Most Receiving Touchdowns, Game

- 4 Travis Kelce, Kansas City vs. Las Vegas, Oct. 10, 2022  
3 Ron Johnson, N.Y. Giants at Philadelphia, Oct. 2, 1972  
Wesley Walker, N.Y. Jets at Detroit, Dec. 6, 1982  
Steve Largent, Seattle at San Diego, Oct. 29, 1984  
Mark Clayton, Miami vs. Dal. Cowboys, Dec. 17, 1984  
Jerry Rice, San Francisco vs. Chi. Bears, Dec. 14, 1987  
Jerry Rice, San Francisco vs. Minnesota,  
Dec. 18, 1995  
Lamar Thomas, Miami vs. Denver, Dec. 21, 1998  
Ed McCaffrey, Denver vs. Miami, Sept. 13, 1999  
Randy Moss, Minnesota vs. N.Y. Giants,  
Nov. 19, 2001  
Isaac Bruce, St.L. Rams at New Orleans,  
Dec. 17, 2001  
Terrell Owens, Philadelphia at Dal. Cowboys, Nov. 15, 2004  
Drew Bennett, Tennessee vs. Kansas City,  
Dec. 13, 2004  
Marvin Harrison, Indianapolis vs. Cincinnati,  
Dec. 18, 2006  
Randall Cobb, Green Bay vs. Kansas City,  
Sept. 28, 2015  
Dwayne Allen, Indianapolis vs. N.Y. Jets, Dec. 5, 2016  
Taylor Gabriel, Chi. Bears at Washington,  
Sept. 23, 2019  
Robert Tonyan, Green Bay vs. Atlanta, Oct. 5, 2020  
Stefon Diggs, Buffalo at New England, Dec. 28, 2020  
Aaron Jones, Green Bay vs. Detroit, Sept. 20, 2021  
Stefon Diggs, Buffalo vs. Tennessee, Sept. 19, 2022

### YARDS FROM SCRIMMAGE

#### Most Scrimmage Yards, Career

- 4,116 Jerry Rice, San Francisco, 1985-2000;  
Oak Raiders, 2001-04; Seattle, 2004  
2,836 Emmitt Smith, Dal. Cowboys, 1990-2002; Arizona, 2003-04  
2,567 Tony Dorsett, Dal. Cowboys, 1977-87; Denver, 1988

### INTERCEPTIONS BY

#### Most Interceptions, Career

- 11 Everson Walls, Dal. Cowboys, 1981-89; N.Y. Giants,  
1990-92; Cle. Browns, 1992-93  
9 Merton Hanks, San Francisco, 1991-98;  
Seattle, 1999  
8 Emmitt Thomas, Kansas City, 1966-78  
Darren Sharper, Green Bay, 1997-2004; Minnesota,  
2005-08; New Orleans, 2009-10

#### Most Interceptions, Game

- 4 Dick Anderson, Miami vs. Pittsburgh, Dec. 3, 1973\*

- 3 Johnny Robinson, Kansas City at Bal. Colts,  
Sept. 28, 1970  
Charlie Babb, Miami vs. Oak Raiders, Sept. 22, 1975  
Charles Phillips, Oak Raiders vs. Denver, Dec. 8, 1975  
Mark Murphy, Washington at S.D. Chargers,  
Oct. 31, 1983  
Ken Easley, Seattle at S.D. Chargers, Oct. 29, 1984  
Wayne Harper, S.D. Chargers vs. Oak Raiders,  
Nov. 27, 1995  
Marcus Coleman, N.Y. Jets vs. Miami,  
Oct. 23, 2000 (OT)  
Keith Bulluck, Tennessee vs. New Orleans,  
Sept. 24, 2007  
Jordan Whitehead, N.Y. Jets vs. Buffalo, Sept. 11, 2023

#### Longest Interception Return (all TDs)

- 102 Eddie Anderson, L.A. Raiders at Miami,  
Dec. 14, 1992  
101 Lito Sheppard, Philadelphia at Dal. Cowboys, Nov. 15, 2004  
100 Darrelle Revis, N.Y. Jets vs. Miami, Oct. 17, 2011

### SACKS

#### Most Sacks, Career

- 24.5 Bruce Smith, Buffalo, 1985-99; Washington,  
2000-03  
20.0 Richard Dent, Chi. Bears, 1983-93, 1995;  
San Francisco, 1994; Indianapolis, 1996;  
Philadelphia, 1997  
18.0 Kevin Greene, L.A. Rams, 1985-92; Pittsburgh,  
1993-95; Carolina, 1996, 1998-99;  
San Francisco, 1997

### PUNTING

#### Highest Punt Average, Career (Minimum: 25 Punts)

- 48.85 A.J. Cole, Oakland, 2019; Las Vegas, 2020-23  
48.10 Michael Dickson, Seattle, 2018-23

#### Longest Punt

- 90 Rodney Williams, N.Y. Giants at Denver,  
Sept. 10, 2001  
83 Bryan Barker, Jacksonville vs. N.Y. Jets, Oct. 11, 1999  
77 Shane Lechler, Oak Raiders vs. Denver, Sept. 12, 2011

### PUNT RETURNS

#### Longest Punt Return

- 99 Dwayne Harris, Oak Raiders vs. Denver,  
Dec. 24, 2018 (TD)  
95 John Taylor, San Francisco vs. Washington,  
Nov. 21, 1988 (TD)  
94 Dennis McKinnon, Chi. Bears vs. N.Y. Giants,  
Sept. 14, 1987 (TD)  
Dexter McCluster, Kansas City vs. S.D. Chargers,  
Sept. 13, 2010 (TD)

### KICKOFF RETURNS

#### Longest Kickoff Return (all TDs)

- 105 Terry Fair, Detroit vs. Tampa Bay, Sept. 28, 1998  
104 Allen Rossum, San Francisco vs. Arizona,  
Nov. 10, 2008  
Cordarrelle Patterson, Chi. Bears vs. Minnesota,  
Nov. 16, 2020  
103 Terrence McGee, Buffalo vs. Dal. Cowboys, Oct. 8, 2007  
Brandon Tate, New England at Miami, Oct. 4, 2010  
David Reed, Bal. Ravens at Hou. Texans,  
Dec. 13, 2010

### FUMBLES

#### Longest Fumble Return (all TDs)

- 99 Don Griffin, San Francisco vs. Chi. Bears,  
Dec. 23, 1991  
96 Joe Lavender, Philadelphia vs. Dal. Cowboys, Sept. 23, 1974  
93 Adam Archuleta, St.L. Rams vs. Tampa Bay,  
Oct. 18, 2004 (TD)

# INTERNATIONAL GAMES

## NFL INTERNATIONAL GAMES (109)

### REGULAR-SEASON GAMES (50)

Date	Site	Stadium	Teams
Oct. 2, 2005	Mexico City, Mexico	Estadio Azteca	Arizona 31, San Francisco 14
Oct. 28, 2007	London, England	Wembley Stadium	N.Y. Giants 13, Miami 10
Oct. 26, 2008	London, England	Wembley Stadium	New Orleans 37, S.D. Chargers 32
Dec. 7, 2008	Toronto, Canada	Rogers Centre	Miami 16, Buffalo 3
Oct. 25, 2009	London, England	Wembley Stadium	New England 35, Tampa Bay 7
Dec. 3, 2009	Toronto, Canada	Rogers Centre	New York Jets 19, Buffalo 13
Oct. 31, 2010	London, England	Wembley Stadium	San Francisco 24, Denver 16
Nov. 7, 2010	Toronto, Canada	Rogers Centre	Chi. Bears 22, Buffalo 19
Oct. 23, 2011	London, England	Wembley Stadium	Chi. Bears 24, Tampa Bay 18
Oct. 30, 2011	Toronto, Canada	Rogers Centre	Buffalo 23, Washington 0
Oct. 28, 2012	London, England	Wembley Stadium	New England 45, St.L. Rams 7
Dec. 16, 2012	Toronto, Canada	Rogers Centre	Seattle 50, Buffalo 17
Sept. 29, 2013	London, England	Wembley Stadium	Minnesota 34, Pittsburgh 27
Oct. 27, 2013	London, England	Wembley Stadium	San Francisco 42, Jacksonville 10
Dec. 1, 2013	Toronto, Canada	Rogers Centre	Atlanta 34, Buffalo 31 (OT)
Sept. 28, 2014	London, England	Wembley Stadium	Miami 38, Oak. Raiders 14
Oct. 26, 2014	London, England	Wembley Stadium	Detroit 22, Atlanta 21
Nov. 9, 2014	London, England	Wembley Stadium	Dal. Cowboys 31, Jacksonville 17
Oct. 4, 2015	London, England	Wembley Stadium	N.Y. Jets 27, Miami 14
Oct. 25, 2015	London, England	Wembley Stadium	Jacksonville 34, Buffalo 31
Nov. 1, 2015	London, England	Wembley Stadium	Kansas City 45, Detroit 10
Oct. 2, 2016	London, England	Wembley Stadium	Jacksonville 30, Indianapolis 27
Oct. 23, 2016	London, England	Twickenham Stadium	N.Y. Giants 17, L.A. Rams 10
Oct. 30, 2016	London, England	Wembley Stadium	Cincinnati 27, Washington 27 (OT-tie)
Nov. 21, 2016	Mexico City, Mexico	Estadio Azteca	Oak. Raiders 27, Hou. Texans 20
Sept. 24, 2017	London, England	Wembley Stadium	Jacksonville 44, Bal. Ravens 7
Oct. 1, 2017	London, England	Wembley Stadium	New Orleans 20, Miami 0
Oct. 22, 2017	London, England	Twickenham Stadium	L.A. Rams 33, Arizona 0
Oct. 29, 2017	London, England	Twickenham Stadium	Minnesota 33, Cle. Browns 16
Nov. 19, 2017	Mexico City, Mexico	Estadio Azteca	New England 33, Oak. Raiders 8
Oct. 14, 2018	London, England	Wembley Stadium	Seattle 27, Oak. Raiders 3
Oct. 21, 2018	London, England	Wembley Stadium	L.A. Chargers 20, Tennessee 19
Oct. 28, 2018	London, England	Wembley Stadium	Philadelphia 24, Jacksonville 18
Oct. 6, 2019	London, England	Tottenham Hotspur Stadium	Oak. Raiders 24, Chi. Bears 21
Oct. 13, 2019	London, England	Tottenham Hotspur Stadium	Carolina 37, Tampa Bay 26
Oct. 27, 2019	London, England	Wembley Stadium	L.A. Rams 24, Cincinnati 10
Nov. 3, 2019	London, England	Wembley Stadium	Hou. Texans 26, Jacksonville 3
Nov. 18, 2019	Mexico City, Mexico	Estadio Azteca	Kansas City 24, L.A. Chargers 17
Oct. 10, 2021	London, England	Tottenham Hotspur Stadium	Atlanta 27, N.Y. Jets 20
Oct. 17, 2021	London, England	Tottenham Hotspur Stadium	Jacksonville 23, Miami 20
Oct. 2, 2022	London, England	Tottenham Hotspur Stadium	Minnesota 28, New Orleans 25
Oct. 9, 2022	London, England	Tottenham Hotspur Stadium	N.Y. Giants 27, Green Bay 22
Oct. 30, 2022	London, England	Wembley Stadium	Denver 21, Jacksonville 17
Nov. 13, 2022	Munich, Germany	Allianz Arena	Tampa Bay 21, Seattle 16
Nov. 21, 2022	Mexico City, Mexico	Estadio Azteca	San Francisco 38, Arizona 10
Oct. 1, 2023	London, England	Wembley Stadium	Jacksonville 23, Atlanta 7
Oct. 8, 2023	London, England	Tottenham Hotspur Stadium	Jacksonville 25, Buffalo 20
Oct. 15, 2023	London, England	Tottenham Hotspur Stadium	Bal. Ravens 24, Tennessee 16
Nov. 5, 2023	Frankfurt, Germany	Deutsche Bank Park	Kansas City 21, Miami 14
Nov. 12, 2023	Frankfurt, Germany	Deutsche Bank Park	Indianapolis 10, New England 6

### PRESEASON GAMES (59)

Date	Site	Teams
Aug. 12, 1950	Ottawa, Canada	N.Y. Giants 27, Ottawa Rough Riders 6
Aug. 11, 1951	Ottawa, Canada	N.Y. Giants 41, Ottawa Rough Riders 18
Aug. 5, 1959	Toronto, Canada	Chi. Cardinals 55, Toronto Argonauts 26
Aug. 3, 1960	Toronto, Canada	Pittsburgh 43, Toronto Argonauts 16
Aug. 15, 1960	Toronto, Canada	Chi. Bears 16, N.Y. Giants 7
Aug. 2, 1961	Toronto, Canada	St.L. Cardinals 36, Toronto Argonauts 7
Aug. 5, 1961	Montreal, Canada	Chi. Bears 34, Montreal Alouettes 16
Aug. 8, 1961	Hamilton, Canada	Hamilton Tiger-Cats 38, Buffalo 21
Aug. 25, 1969	Montreal, Canada	Detroit 22, Bos. Patriots 9
Sept. 11, 1969	Montreal, Canada	Pittsburgh 17, N.Y. Giants 13
Aug. 16, 1976	Tokyo, Japan	St.L. Cardinals 20, S.D. Chargers 10
Aug. 5, 1978	Mexico City, Mexico	New Orleans 14, Philadelphia 7
Aug. 6, 1983	London, England	Minnesota 28, St.L. Cardinals 10
* Aug. 3, 1986	London, England	Chi. Bears 17, Dal. Cowboys 6
* Aug. 9, 1987	London, England	L.A. Rams 28, Denver 27
* July 31, 1988	London, England	Miami 27, San Francisco 21
Aug. 14, 1988	Goteborg, Sweden	Minnesota 28, Chi. Bears 21
Aug. 18, 1988	Montreal, Canada	N.Y. Jets 11, Cle. Browns 7
* Aug. 5, 1989	Tokyo, Japan	L.A. Rams 16, San Francisco 13 (OT)
* Aug. 6, 1989	London, England	Philadelphia 17, Cle. Browns 13
* Aug. 4, 1990	Tokyo, Japan	Denver 10, Seattle 7
* Aug. 5, 1990	London, England	New Orleans 17, L.A. Raiders 10
* Aug. 9, 1990	Montreal, Canada	Pittsburgh 30, New England 14
* Aug. 11, 1990	Berlin, Germany	L.A. Rams 19, Kansas City 3
* July 28, 1991	London, England	Buffalo 17, Philadelphia 13
* Aug. 3, 1991	Berlin, Germany	San Francisco 21, Chi. Bears 7
* Aug. 3, 1991	Tokyo, Japan	Miami 19, L.A. Raiders 17
* Aug. 1, 1992	Tokyo, Japan	Hou. Oilers 34, Dal. Cowboys 23

## INTERNATIONAL GAMES / NFL OPENING KICKOFF WEEKEND

Date	Site	Teams
* Aug. 15, 1992	Berlin, Germany	Miami 31, Denver 27
* Aug. 16, 1992	London, England	San Francisco 17, Washington 15
* July 31, 1993	Tokyo, Japan	New Orleans 28, Philadelphia 16
* Aug. 1, 1993	Barcelona, Spain	San Francisco 21, Pittsburgh 14
* Aug. 7, 1993	Berlin, Germany	Minnesota 20, Buffalo 6
* Aug. 8, 1993	London, England	Dal. Cowboys 13, Detroit 13 (OT)
Aug. 14, 1993	Toronto, Canada	Cle. Browns 12, New England 9
* July 31, 1994	Barcelona, Spain	L.A. Raiders 25, Denver 22
* Aug. 6, 1994	Tokyo, Japan	Minnesota 17, Kansas City 9
* Aug. 13, 1994	Berlin, Germany	N.Y. Giants 28, S.D. Chargers 10
* Aug. 15, 1994	Mexico City, Mexico	Hou. Oilers 6, Dal. Cowboys 0
* Aug. 5, 1995	Tokyo, Japan	Denver 24, San Francisco 10
* Aug. 12, 1995	Toronto, Canada	Buffalo 9, Dal. Cowboys 7
* July 27, 1996	Tokyo, Japan	S.D. Chargers 20, Pittsburgh 10
* Aug. 5, 1996	Monterrey, Mexico	Kansas City 32, Dal. Cowboys 6
* July 27, 1997	Dublin, Ireland	Pittsburgh 30, Chi. Bears 17
* Aug. 4, 1997	Mexico City, Mexico	Miami 38, Denver 19
* Aug. 16, 1997	Toronto, Canada	Green Bay 35, Buffalo 3
* Aug. 1, 1998	Tokyo, Japan	Green Bay 27, Kansas City 24 (OT)
* Aug. 15, 1998	Vancouver, Canada	San Francisco 24, Seattle 21
* Aug. 17, 1998	Mexico City, Mexico	New England 21, Dal. Cowboys 3
* Aug. 7, 1999	Sydney, Australia	Denver 20, S.D. Chargers 17
* Aug. 5, 2000	Tokyo, Japan	Atlanta 20, Dal. Cowboys 9
* Aug. 19, 2000	Mexico City, Mexico	Indianapolis 24, Pittsburgh 23
* Aug. 27, 2001	Mexico City, Mexico	Dal. Cowboys 21, Oak. Raiders 6
* Aug. 3, 2002	Osaka, Japan	Washington 38, San Francisco 7
* Aug. 2, 2003	Tokyo, Japan	Tampa Bay 30, N.Y. Jets 14
* Aug. 6, 2005	Tokyo, Japan	Atlanta 27, Indianapolis 21
Aug. 14, 2008	Toronto, Canada	Buffalo 24, Pittsburgh 21
Aug. 19, 2010	Toronto, Canada	Buffalo 34, Indianapolis 21
Aug. 22, 2019	Winnipeg, Canada	Oak. Raiders 22, Green Bay 21

### NFL OPENING-KICKOFF GAMES (22)

(Home Team in capitals) The first site listed each year designates location of Thursday Night NFL Kickoff Weekend game; subsequent locations indicate site(s) of NFL Kickoff Weekend concert. The concert was outside the stadium if a secondary location is not listed.

Date	Sites	Teams
Sept. 5, 2002	Giants Stadium (East Rutherford, N.J.) Times Square (New York, N.Y.)	San Francisco 16, N.Y. GIANTS 13
Sept. 4, 2003	FedExField (Landover, Md.) National Mall (Washington, D.C.)	WASHINGTON 16, N.Y. Jets 13
Sept. 9, 2004	Gillette Stadium (Foxborough, Mass.) Metropolitan Park (Jacksonville, Fla.)	NEW ENGLAND 27, Indianapolis 24
Sept. 8, 2005	Gillette Stadium (Foxborough, Mass.) Detroit, Mich.	NEW ENGLAND 30, Oak. Raiders 20
Sept. 7, 2006	Los Angeles Coliseum (Los Angeles, Calif.) Heinz Field (Pittsburgh, Pa.) Miami, Fla.	PITTSBURGH 28, Miami 17
Sept. 6, 2007	RCA Dome (Indianapolis, Ind.)	INDIANAPOLIS 41, New Orleans 10
Sept. 4, 2008	Giants Stadium (East Rutherford, N.J.) Columbus Circle (New York, N.Y.)	N.Y. GIANTS 16, Washington 7
Sept. 10, 2009	Heinz Field (Pittsburgh, Pa.) Point State Park (Pittsburgh, Pa.)	PITTSBURGH 13, Tennessee 10 (OT)
Sept. 9, 2010	Louisiana Superdome (New Orleans, La.) Jackson Square (New Orleans, La.)	NEW ORLEANS 14, Minnesota 9
Sept. 8, 2011	Lambeau Field (Green Bay, Wis.)	GREEN BAY 42, New Orleans 34
Sept. 5, 2012+	MetLife Stadium (East Rutherford, N.J.) Rockefeller Center (New York, N.Y.)	Dal. Cowboys 24, N.Y. GIANTS 17
Sept. 5, 2013	Sports Authority Field at Mile High (Denver, Colo.) Baltimore's Inner Harbor (Baltimore, Md.)	DENVER 49, Bal. Ravens 27
Sept. 4, 2014	CenturyLink Field (Seattle, Wash.)	SEATTLE 36, Green Bay 16
Sept. 10, 2015	Gillette Stadium (Foxborough, Mass.) Pier 35 and Justin Herman Plaza (San Francisco, Calif.)	NEW ENGLAND 28, Pittsburgh 21
Sept. 8, 2016	Sports Authority Field at Mile High (Denver, Colo.) Civic Center Park (Denver, Colo.)	DENVER 21, Carolina 20
Sept. 7, 2017	Gillette Stadium (Foxborough, Mass.) Christopher Columbus Park (Boston, Mass.)	Kansas City 42, NEW ENGLAND 27
Sept. 6, 2018	Lincoln Financial Field (Philadelphia, Pa.)	PHILADELPHIA 18, Atlanta 12
Sept. 5, 2019	Penn's Landing (Philadelphia, Pa.) Soldier Field (Chicago, Ill.)	Green Bay 10, CHI. BEARS 3
Sept. 10, 2020	Grant Park (Chicago, Ill.) Arrowhead Stadium (Kansas City, Mo.) (no concert due to COVID-19 pandemic)	KANSAS CITY 34, Hou. Texans 20
Sept. 9, 2021	Raymond James Stadium (Tampa, Fla.) Julian B. Lane Riverfront Park (Tampa, Fla.)	TAMPA BAY 31, Dal. Cowboys 29
Sept. 8, 2022	SoFi Stadium (Inglewood, Calif.) Alamitos Beach (Long Beach, Calif.)	Buffalo 31, L.A. RAMS 10
Sept. 7, 2023	GEHA Field at Arrowhead Stadium (Kansas City, Mo.) Ford Tailgate District (Kansas City, Mo.)	Detroit 21, KANSAS CITY 20

\*American Bowl Game; +Wednesday night

# THANKSGIVING DAY FOOTBALL

## THANKSGIVING DAY FOOTBALL, 1920-2023

Home team in CAPS; games listed in chronological order

AFL—American Football League, 1960-69

\*Non-league team (games between league teams and non-league teams counted in 1920 standings)

#President Franklin D. Roosevelt moved up Thanksgiving by one week in 1939 and 1940. Various states celebrated on the date declared by the President while other states recognized the traditional fourth Thursday of the month. In 1941, Congress sanctioned Thanksgiving to be celebrated on the fourth Thursday of November, which it has been ever since.

### Nov. 25, 1920

AKRON PROS 7, Canton Bulldogs 0  
Decatur Staleys 6, CHICAGO TIGERS 0  
ELYRIA (OH) ATHLETICS\* 0, Columbus Panhandles 0  
DAYTON TRIANGLES 28, Detroit Heralds 0  
CHICAGO BOOSTERS\* 27, Hammond Pros 0  
All-Tonawanda (NY) 14, ROCHESTER JEFFERSONS 3

### Nov. 24, 1921

Canton Bulldogs 14, AKRON PROS 0  
Buffalo All-Americans 7, CHICAGO STALEYS 6

### Nov. 30, 1922

Buffalo All-Americans 21, ROCHESTER JEFFERSONS 0  
CHICAGO CARDINALS 6, Chicago Bears 0  
RACINE LEGION 3, Milwaukee Badgers 0  
Oorang Indians 18, COLUMBUS PANHANDLES 6  
CANTON BULLDOGS 14, Akron Pros 0

### Nov. 29, 1923

CANTON BULLDOGS 28, Toledo Maroons 0  
CHICAGO BEARS 3, Chicago Cardinals 0  
GREEN BAY PACKERS 19, Hammond Pros 0  
Milwaukee Badgers 16, RACINE LEGION 0  
AKRON PROS 2, Buffalo All-Americans 0

### Nov. 27, 1924

AKRON PROS 22, Buffalo Bisons 0  
Chicago Bears 21, CHICAGO CARDINALS 0  
FRANKFORD YELLOWJACKETS 32, Dayton Triangles 7  
CLEVELAND BULLDOGS 53, Milwaukee Badgers 10 (Canton, Ohio)  
Green Bay Packers 17, KANSAS CITY BLUES 6

### Nov. 26, 1925

CHICAGO BEARS 0, Chicago Cardinals 0  
Kansas City Cowboys 17, CLEVELAND BULLDOGS 0 (Hartford, Conn.)  
Rock Island Independents 6, DETROIT PANTHERS 3  
POTTSVILLE MAROONS 31, Green Bay Packers 0

### Nov. 25, 1926

New York Giants 17, BROOKLYN LIONS 0  
Los Angeles Buccaneers 9, DETROIT PANTHERS 6  
CHICAGO BEARS 0, Chicago Cardinals 0  
FRANKFORD YELLOWJACKETS 20, Green Bay Packers 14  
POTTSVILLE MAROONS 8, Providence Steam Roller 0  
CANTON BULLDOGS 0, Akron Pros 0

### Nov. 24, 1927

Chicago Cardinals 3, CHICAGO BEARS 0  
POTTSVILLE MAROONS 6, Providence Steam Roller 0  
Green Bay Packers 17, FRANKFORD YELLOWJACKETS 9  
Cleveland Bulldogs 30, NEW YORK YANKEES 19

### Nov. 29, 1928

Providence Steam Roller 7, POTTSVILLE MAROONS 0  
DETROIT WOLVERINES 33, Dayton Triangles 0  
FRANKFORD YELLOWJACKETS 2, Green Bay Packers 0  
CHICAGO BEARS 34, Chicago Cardinals 0

### Nov. 28, 1929

New York Giants 21, STATEN ISLAND STAPLETONS 7  
FRANKFORD YELLOWJACKETS 0, Green Bay Packers 0  
Chicago Cardinals 40, CHICAGO BEARS 6

### Nov. 27, 1930

STATEN ISLAND STAPLETONS 7, New York Giants 6  
BROOKLYN DODGERS 33, Providence Steam Roller 12  
Green Bay Packers 25, FRANKFORD YELLOWJACKETS 7  
CHICAGO BEARS 6, Chicago Cardinals 0

### Nov. 26, 1931

Green Bay Packers 38, PROVIDENCE STEAM ROLLER 7  
STATEN ISLAND STAPLETONS 9, New York Giants 6  
CHICAGO BEARS 18, Chicago Cardinals 7

### Nov. 24, 1932

CHICAGO BEARS 34, Chicago Cardinals 0  
Green Bay Packers 7, BROOKLYN DODGERS 0  
STATEN ISLAND STAPLETONS 13, New York Giants 13

### Nov. 30, 1933

Chicago Bears 22, CHICAGO CARDINALS 6  
New York Giants 10, BROOKLYN DODGERS 0

### Nov. 29, 1934

CHICAGO CARDINALS 6, Green Bay Packers 0  
Chicago Bears 19, DETROIT LIONS 16  
New York Giants 27, BROOKLYN DODGERS 0

### Nov. 28, 1935

New York Giants 21, BROOKLYN DODGERS 0  
CHICAGO CARDINALS 9, Green Bay Packers 7  
DETROIT LIONS 14, Chicago Bears 2

### Nov. 26, 1936

DETROIT LIONS 13, Chicago Bears 7  
New York Giants 14, BROOKLYN DODGERS 0

### Nov. 25, 1937

Chicago Bears 13, DETROIT LIONS 0  
BROOKLYN DODGERS 13, New York Giants 13

### Nov. 24, 1938

DETROIT LIONS 14, Chicago Bears 7  
BROOKLYN DODGERS 7, New York Giants 7

### Nov. 23, 1939#

PHILADELPHIA EAGLES 17, Pittsburgh Steelers 14

### Nov. 28, 1940#

PHILADELPHIA EAGLES 7, Pittsburgh Steelers 0

### Nov. 22, 1945

Cleveland Rams 28, DETROIT LIONS 21

### Nov. 28, 1946

Boston Yanks 34, DETROIT LIONS 10

## THANKSGIVING DAY FOOTBALL

### Nov. 27, 1947

Chicago Bears 34, DETROIT LIONS 14

### Nov. 25, 1948

Chicago Cardinals 28, DETROIT LIONS 14

### Nov. 24, 1949

Chicago Bears 28, DETROIT LIONS 7

### Nov. 23, 1950

DETROIT LIONS 49, New York Yanks 14  
Pittsburgh Steelers 28, CHICAGO CARDINALS 17

### Nov. 22, 1951

DETROIT LIONS 52, Green Bay Packers 35

### Nov. 27, 1952

DETROIT LIONS 48, Green Bay Packers 24  
DALLAS TEXANS 27, Chicago Bears 23 (Akron, Ohio)

### Nov. 26, 1953

DETROIT LIONS 34, Green Bay Packers 15

### Nov. 25, 1954

DETROIT LIONS 28, Green Bay Packers 24

### Nov. 24, 1955

DETROIT LIONS 24, Green Bay Packers 10

### Nov. 22, 1956

Green Bay Packers 24, DETROIT LIONS 20

### Nov. 28, 1957

DETROIT LIONS 18, Green Bay Packers 6

### Nov. 27, 1958

DETROIT LIONS 24, Green Bay Packers 14

### Nov. 26, 1959

Green Bay Packers 24, DETROIT LIONS 17

### Nov. 24, 1960

DETROIT LIONS 23, Green Bay Packers 10  
(AFL) - NEW YORK TITANS 41, Dallas Texans 35

### Nov. 23, 1961

Green Bay Packers 17, DETROIT LIONS 9  
(AFL) - NEW YORK TITANS 21, Buffalo Bills 14

### Nov. 22, 1962

DETROIT LIONS 26, Green Bay Packers 14  
(AFL) - New York Titans 46, DENVER BRONCOS 45

### Nov. 28, 1963

DETROIT LIONS 13, Green Bay Packers 13  
(AFL) - Oakland Raiders 26, DENVER BRONCOS 10

### Nov. 26, 1964

Chicago Bears 27, DETROIT LIONS 24  
(AFL) - Buffalo Bills 27, SAN DIEGO CHARGERS 24

### Nov. 25, 1965

DETROIT LIONS 24, Baltimore Colts 24  
(AFL) - SAN DIEGO CHARGERS 20, Buffalo Bills 20

### Nov. 24, 1966

San Francisco 49ers 41, DETROIT LIONS 14  
DALLAS COWBOYS 26, Cleveland Browns 14  
(AFL) - Buffalo Bills 31, OAKLAND RAIDERS 10

### Nov. 23, 1967

Los Angeles Rams 31, DETROIT LIONS 7  
DALLAS COWBOYS 46, St. Louis Cardinals 21  
(AFL) - Oakland Raiders 44, KANSAS CITY CHIEFS 22  
(AFL) - SAN DIEGO CHARGERS 24, Denver Broncos 20

### Nov. 28, 1968

Philadelphia Eagles 12, DETROIT LIONS 0  
DALLAS COWBOYS 29, Washington Redskins 20  
(AFL) - OAKLAND RAIDERS 13, Buffalo Bills 10  
(AFL) - KANSAS CITY CHIEFS 24, Houston Oilers 10

### Nov. 27, 1969

Minnesota Vikings 27, DETROIT LIONS 0  
DALLAS COWBOYS 24, San Francisco 49ers 24  
(AFL) - KANSAS CITY CHIEFS 31, Denver Broncos 17  
(AFL) - San Diego Chargers 21, HOUSTON OILERS 17

### Nov. 26, 1970

DETROIT LIONS 28, Oakland Raiders 14  
DALLAS COWBOYS 16, Green Bay Packers 3

### Nov. 25, 1971

DETROIT LIONS 32, Kansas City Chiefs 21  
DALLAS COWBOYS 28, Los Angeles Rams 21

### Nov. 23, 1972

DETROIT LIONS 37, New York Jets 20  
San Francisco 49ers 31, DALLAS COWBOYS 10

### Nov. 22, 1973

Washington Redskins 20, DETROIT LIONS 0  
Miami Dolphins 14, DALLAS COWBOYS 7

### Nov. 28, 1974

Denver Broncos 31, DETROIT LIONS 27  
DALLAS COWBOYS 24, Washington Redskins 23

### Nov. 27, 1975

Los Angeles Rams 20, DETROIT LIONS 0  
Buffalo Bills 32, ST. LOUIS CARDINALS 14

### Nov. 25, 1976

DETROIT LIONS 27, Buffalo Bills 14  
DALLAS COWBOYS 19, St. Louis Cardinals 14

### Nov. 24, 1977

Chicago Bears 31, DETROIT LIONS 14  
Miami Dolphins 55, ST. LOUIS CARDINALS 14

### Nov. 23, 1978

DETROIT LIONS 17, Denver Broncos 14  
DALLAS COWBOYS 37, Washington Redskins 10

### Nov. 22, 1979

DETROIT LIONS 20, Chicago Bears 0  
Houston Oilers 30, DALLAS COWBOYS 24

## THANKSGIVING DAY FOOTBALL

### Nov. 27, 1980

Chicago Bears 23, DETROIT LIONS 17 (OT)  
DALLAS COWBOYS 51, Seattle Seahawks 7

### Nov. 26, 1981

DETROIT LIONS 27, Kansas City Chiefs 10  
DALLAS COWBOYS 10, Chicago Bears 9

### Nov. 25, 1982

New York Giants 13, DETROIT LIONS 6  
DALLAS COWBOYS 31, Cleveland Browns 14

### Nov. 24, 1983

DETROIT LIONS 45, Pittsburgh Steelers 3  
DALLAS COWBOYS 35, St. Louis Cardinals 17

### Nov. 22, 1984

DETROIT LIONS 31, Green Bay Packers 28  
DALLAS COWBOYS 20, New England Patriots 17

### Nov. 28, 1985

DETROIT LIONS 31, New York Jets 20  
DALLAS COWBOYS 35, St. Louis Cardinals 17

### Nov. 27, 1986

Green Bay Packers 44, DETROIT LIONS 40  
Seattle Seahawks 31, DALLAS COWBOYS 14

### Nov. 26, 1987

Kansas City Chiefs 27, DETROIT LIONS 20  
Minnesota Vikings 44, DALLAS COWBOYS 38 (OT)

### Nov. 24, 1988

Minnesota Vikings 23, DETROIT LIONS 0  
Houston Oilers 25, DALLAS COWBOYS 17

### Nov. 23, 1989

DETROIT LIONS 13, Cleveland Browns 10  
Philadelphia Eagles 27, DALLAS COWBOYS 0

### Nov. 22, 1990

DETROIT LIONS 40, Denver Broncos 27  
DALLAS COWBOYS 27, Washington Redskins 17

### Nov. 28, 1991

DETROIT LIONS 16, Chicago Bears 6  
DALLAS COWBOYS 20, Pittsburgh Steelers 10

### Nov. 26, 1992

Houston Oilers 24, DETROIT LIONS 21  
DALLAS COWBOYS 30, New York Giants 3

### Nov. 25, 1993

Chicago Bears 10, DETROIT LIONS 6  
Miami Dolphins 16, DALLAS COWBOYS 14

### Nov. 24, 1994

DETROIT LIONS 35, Buffalo Bills 21  
DALLAS COWBOYS 42, Green Bay Packers 31

### Nov. 23, 1995

DETROIT LIONS 44, Minnesota Vikings 38  
DALLAS COWBOYS 24, Kansas City Chiefs 12

### Nov. 28, 1996

Kansas City Chiefs 28, DETROIT LIONS 24  
DALLAS COWBOYS 21, Washington Redskins 10

### Nov. 27, 1997

DETROIT LIONS 55, Chicago Bears 20  
Tennessee Titans 27, DALLAS COWBOYS 14

### Nov. 26, 1998

DETROIT LIONS 19, Pittsburgh Steelers 16 (OT)  
Minnesota Vikings 46, DALLAS COWBOYS 36

### Nov. 25, 1999

DETROIT LIONS 21, Chicago Bears 17  
DALLAS COWBOYS 20, Miami Dolphins 0

### Nov. 23, 2000

DETROIT LIONS 34, New England Patriots 9  
Minnesota Vikings 27, DALLAS COWBOYS 15

### Nov. 22, 2001

Green Bay Packers 29, DETROIT LIONS 27  
Denver Broncos 26, DALLAS COWBOYS 24

### Nov. 28, 2002

New England Patriots 20, DETROIT LIONS 12  
DALLAS COWBOYS 27, Washington Redskins 20

### Nov. 27, 2003

DETROIT LIONS 22, Green Bay Packers 14  
Miami Dolphins 40, DALLAS COWBOYS 21

### Nov. 25, 2004

Indianapolis Colts 41, DETROIT LIONS 9  
DALLAS COWBOYS 21, Chicago Bears 7

### Nov. 24, 2005

Atlanta Falcons 27, DETROIT LIONS 7  
Denver Broncos 24, DALLAS COWBOYS 21 (OT)

### Nov. 23, 2006

Miami Dolphins 27, DETROIT LIONS 10  
DALLAS COWBOYS 38, Tampa Bay Buccaneers 10  
KANSAS CITY CHIEFS 19, Denver Broncos 10

### Nov. 22, 2007

Green Bay Packers 37, DETROIT LIONS 26  
DALLAS COWBOYS 34, New York Jets 3  
Indianapolis Colts 31, ATLANTA FALCONS 13

### Nov. 27, 2008

Tennessee Titans 47, DETROIT LIONS 10  
DALLAS COWBOYS 34, Seattle Seahawks 9  
PHILADELPHIA EAGLES 48, Arizona Cardinals 20

### Nov. 26, 2009

Green Bay Packers 34, DETROIT LIONS 12  
DALLAS COWBOYS 24, Oakland Raiders 9  
DENVER BRONCOS 26, New York Giants 6

### Nov. 25, 2010

New England Patriots 45, DETROIT LIONS 24  
New Orleans Saints 30, DALLAS COWBOYS 27  
NEW YORK JETS 26, Cincinnati Bengals 10

# THANKSGIVING DAY FOOTBALL/RECORDS

## Nov. 24, 2011

Green Bay Packers 27, DETROIT LIONS 15  
DALLAS COWBOYS 20, Miami Dolphins 19  
BALTIMORE RAVENS 16, San Francisco 49ers 6

## Nov. 22, 2012

Houston Texans 34, DETROIT LIONS 31 (OT)  
Washington Redskins 38, DALLAS COWBOYS 31  
New England Patriots 49, NEW YORK JETS 19

## Nov. 28, 2013

DETROIT LIONS 40, Green Bay Packers 10  
DALLAS COWBOYS 31, Oakland Raiders 24  
BALTIMORE RAVENS 22, Pittsburgh Steelers 20

## Nov. 27, 2014

DETROIT LIONS 34, Chicago Bears 17  
Philadelphia Eagles 33, DALLAS COWBOYS 10  
Seattle Seahawks 19, SAN FRANCISCO 49ers 3

## Nov. 26, 2015

DETROIT LIONS 45, Philadelphia Eagles 14  
Carolina Panthers 33, DALLAS COWBOYS 14  
Chicago Bears 17, GREEN BAY PACKERS 13

## Nov. 24, 2016

DETROIT LIONS 16, Minnesota Vikings 13  
DALLAS COWBOYS 31, Washington Redskins 26  
Pittsburgh Steelers 28, INDIANAPOLIS COLTS 7

## Nov. 23, 2017

Minnesota Vikings 30, DETROIT LIONS 23  
Los Angeles Chargers 28, DALLAS COWBOYS 6  
WASHINGTON REDSKINS 20, New York Giants 10

## Nov. 22, 2018

Chicago Bears 23, DETROIT LIONS 16  
DALLAS COWBOYS 31, Washington Redskins 23  
NEW ORLEANS SAINTS 31, Atlanta Falcons 17

## Nov. 28, 2019

Chicago Bears 24, DETROIT LIONS 20  
Buffalo Bills 26, DALLAS COWBOYS 15  
New Orleans Saints 26, ATLANTA FALCONS 18

## Nov. 26, 2020

Houston Texans 41, DETROIT LIONS 25  
Washington Football Team 41, DALLAS COWBOYS 16

## Nov. 25, 2021

Chicago Bears 16, DETROIT LIONS 14  
Las Vegas Raiders 36, DALLAS COWBOYS 33 (OT)  
Buffalo Bills 31, NEW ORLEANS SAINTS 6

## Nov. 24, 2022

Buffalo Bills 28, DETROIT LIONS 25  
DALLAS COWBOYS 28, New York Giants 20  
MINNESOTA VIKINGS 33, New England Patriots 26

## Nov. 23, 2023

Green Bay Packers 29, DETROIT LIONS 22  
DALLAS COWBOYS 45, Washington Commanders 10  
San Francisco 49ers 31, SEATTLE SEAHAWKS 13

## THANKSGIVING DAY RECORDS

\*NFL record; stats compiled by Elias Sports Bureau

### SCORING / Most Touchdowns, Game

- 6 Ernie Nevers, Chi. Cardinals vs. Chi. Bears,  
Nov. 28, 1929\*
- 4 Doc Elliott, Cle. Bulldogs vs. Milwaukee, Nov. 27, 1924  
Sterling Sharpe, Green Bay at Dallas, Nov. 24, 1994  
Brian Westbrook, Philadelphia vs. Arizona,  
Nov. 27, 2008
- 3 By many players

### RUSHING / Most Yards Rushing, Game

- 273 O.J. Simpson, Buffalo at Detroit, Nov. 25, 1976
- 198 Bob Hoernschemeyer, Detroit vs. N.Y. Yanks,  
Nov. 23, 1950
- 195 Earl Campbell, Hou. Oilers at Dal. Cowboys,  
Nov. 22, 1979

### PASSING / Most Yards Passing, Game

- 455 Troy Aikman, Dal. Cowboys vs. Minnesota, Nov. 26, 1998
- 449 Kirk Cousins, Washington at Dal. Cowboys, Nov. 24, 2016
- 441 Matthew Stafford, Detroit vs. Hou. Texans,  
Nov. 22, 2012 (OT)
- Tony Romo, Dal. Cowboys vs. Washington, Nov. 22, 2012

### PASS RECEIVING

#### RECEPTIONS / Most Pass Receptions, Game

- 12 Brett Perriman, Detroit vs. Minnesota, Nov. 23, 1995
- Marvin Harrison, Indianapolis at Detroit, Nov. 25, 2004
- 11 Daryl Johnston, Dal. Cowboys vs. Miami, Nov. 25, 1993
- Michael Irvin, Dal. Cowboys vs. Kansas City, Nov. 23, 1995
- Calvin Johnson, Detroit vs. Chi. Bears, Nov. 27, 2014
- Keenan Allen, L.A. Chargers at Dal. Cowboys, Nov. 23, 2017
- Julio Jones, Atlanta at New Orleans, Nov. 22, 2018

#### YARDS GAINED / Most Yards on Pass Receptions, Game

- 303 Jim Benton, Cle. Rams at Detroit, Nov. 22, 1945
- 188 Andre Johnson, Hou. Texans at Detroit, Nov. 22, 2012 (OT)
- 185 Lance Alworth, S.D. Chargers vs. Buffalo, Nov. 26, 1964

# INTERCONFERENCE GAMES

## INTERCONFERENCE VICTORIES, 1970-2023

Year	AFC	NFC	Tie
1970	12	27	1
1971	15	23	2
1972	20	19	1
1973	19	19	2
1974	23	17	0
1975	23	17	0
1976	16	12	0
1977	19	9	0
1978	31	21	0
1979	36	16	0
1980	33	19	0
1981	24	28	0
1982	15	14	1
1983	26	26	0
1984	26	26	0
1985	27	25	0
1986	26	26	0
1987	23	22	1
1988	30	22	0
1989	24	28	0
1990	26	26	0
1991	19	33	0
1992	22	30	0
1993	27	25	0
1994	25	27	0
1995	27	33	0
1996	32	28	0
1997	31	28	1
1998	31	29	0
1999	38	22	0
2000	30	30	0
2001	30	30	0
2002	34	29	1
2003	34	30	0
2004	44	20	0
2005	34	30	0
2006	40	24	0
2007	32	32	0
2008	34	29	1
2009	37	27	0
2010	34	30	0
2011	31	33	0
2012	25	39	0
2013	30	34	0
2014	33	30	1
2015	29	35	0
2016	33	30	1
2017	23	41	0
2018	34	30	0
2019	31	33	0
2020	35	28	1
2021	39	40	1
2022	39	41	0
2023	46	34	0
<b>Total</b>	<b>1,557</b>	<b>1,456</b>	<b>15</b>

## REGULAR-SEASON INTERCONFERENCE RECORDS, 1970-2023

AMERICAN FOOTBALL CONFERENCE					NATIONAL FOOTBALL CONFERENCE				
East	W	L	T	Pct.	East	W	L	T	Pct.
Miami	123	81	0	.603	Philadelphia	114	87	3	.566
New England	108	93	0	.537	Dallas	113	90	0	.557
Buffalo	106	94	1	.530	N.Y. Giants	97	98	0	.497
N.Y. Jets	84	117	0	.418	Washington	95	106	1	.473
North	W	L	T	Pct.	North	W	L	T	Pct.
Baltimore	70	42	1	.624	Minnesota	104	101	0	.507
Pittsburgh	125	76	2	.621	Green Bay	100	102	3	.495
Cincinnati	106	93	4	.532	Chicago	99	107	0	.481
Cleveland	84	109	0	.435	Detroit	78	121	2	.393
South	W	L	T	Pct.	South	W	L	T	Pct.
Tennessee+	106	101	1	.512	Carolina	56	62	1	.475
Indianapolis	95	98	1	.492	New Orleans+	96	109	2	.468
Houston	33	57	0	.374	Atlanta+	86	121	1	.416
Jacksonville	43	75	0	.364	Tampa Bay*	69	103	0	.401
West	W	L	T	Pct.	West	W	L	T	Pct.
Kansas City+	110	81	2	.576	San Francisco	114	96	0	.543
Denver	116	91	2	.560	Seattle*#	94	86	0	.522
Las Vegas+	107	101	1	.514	L.A. Rams	106	102	0	.510
L.A. Chargers	96	102	0	.485	Arizona	79	111	2	.416

\* Records include one game played between Seattle and Tampa Bay, won by the Seahawks 13-10, in their inaugural season (1976) when Seattle competed in the NFC and Tampa Bay in the AFC.

# Seattle was a member of the AFC from 1977-2001.

+ From 1970-71, tie games were not included in winning percentage.

For a year-by-year breakdown of each team's won/loss record in Interconference Games, please visit [www.NFL.com](http://www.NFL.com).



## WALTER PAYTON NFL MAN OF THE YEAR

The Walter Payton NFL Man of the Year Award is the only NFL award that recognizes a player for his community service activities as well as his excellence on the field. Renamed in 1999 for the legendary Chicago Bears Pro Football Hall of Fame running back, the Walter Payton NFL Man of the Year Award has been given annually since 1970.

YEAR	PLAYER	POS.	TEAM
1970	Johnny Unitas .....	QB	Baltimore Colts
1971	John Hadl .....	QB	San Diego Chargers
1972	Willie Lanier .....	LB	Kansas City Chiefs
1973	Len Dawson .....	QB	Kansas City Chiefs
1974	George Blanda .....	QB	Oakland Raiders
1975	Ken Anderson .....	QB	Cincinnati Bengals
1976	Franco Harris .....	RB	Pittsburgh Steelers
1977	Walter Payton .....	RB	Chicago Bears
1978	Roger Staubach .....	QB	Dallas Cowboys
1979	Joe Greene .....	DT	Pittsburgh Steelers
1980	Harold Carmichael .....	WR	Philadelphia Eagles
1981	Lynn Swann .....	WR	Pittsburgh Steelers
1982	Joe Theismann .....	QB	Washington Redskins
1983	Rolf Benirschke .....	K	San Diego Chargers
1984	Marty Lyons .....	T	New York Jets
1985	Dwight Stephenson .....	C	Miami Dolphins
1986	Reggie Williams .....	LB	Cincinnati Bengals
1987	Dave Duerson .....	S	Chicago Bears
1988	Steve Largent .....	WR	Seattle Seahawks
1989	Warren Moon .....	QB	Houston Oilers
1990	Mike Singletary .....	LB	Chicago Bears
1991	Anthony Muñoz .....	T	Cincinnati Bengals
1992	John Elway .....	QB	Denver Broncos
1993	Derrick Thomas .....	LB	Kansas City Chiefs
1994	Junior Seau .....	LB	San Diego Chargers
1995	Boomer Esiason .....	QB	New York Jets
1996	Darrell Green .....	CB	Washington Redskins
1997	Troy Aikman .....	QB	Dallas Cowboys
1998	Dan Marino .....	QB	Miami Dolphins
1999	Cris Carter .....	WR	Minnesota Vikings
2000*	Derrick Brooks .....	LB	Tampa Bay Buccaneers
	Jim Flanigan .....	DT	Chicago Bears
2001	Jerome Bettis .....	RB	Pittsburgh Steelers
2002	Troy Vincent .....	CB	Philadelphia Eagles
2003	Will Shields .....	G	Kansas City Chiefs
2004	Warrick Dunn .....	RB	Atlanta Falcons
2005	Peyton Manning .....	QB	Indianapolis Colts
2006*	Drew Brees .....	QB	New Orleans Saints
	LaDainian Tomlinson .....	RB	San Diego Chargers
2007	Jason Taylor .....	DE	Miami Dolphins
2008	Kurt Warner .....	QB	Arizona Cardinals
2009	Brian Waters .....	G	Kansas City Chiefs
2010	Madieu Williams .....	S	Minnesota Vikings
2011	Matt Birk .....	C	Baltimore Ravens
2012	Jason Witten .....	TE	Dallas Cowboys
2013	Charles Tillman .....	CB	Chicago Bears
2014	Thomas Davis .....	LB	Carolina Panthers
2015	Anquan Boldin .....	WR	San Francisco 49ers
2016*	Larry Fitzgerald .....	WR	Arizona Cardinals
	Eli Manning .....	QB	New York Giants
2017	J.J. Watt .....	DE	Houston Texans
2018	Chris Long .....	DE	Philadelphia Eagles
2019	Calais Campbell .....	DL	Jacksonville Jaguars
2020	Russell Wilson .....	QB	Seattle Seahawks
2021	Andrew Whitworth .....	T	Los Angeles Rams
2022	Dak Prescott .....	QB	Dallas Cowboys
2023	Cameron Heyward .....	DT	Pittsburgh Steelers

\* The award was shared in 2000, 2006 and 2016.

## ASSOCIATED PRESS NFL MOST OUTSTANDING/VALUABLE PLAYERS

THE FOLLOWING AWARDS WERE NAMED BY ASSOCIATED PRESS IN BALLOTING BY A NATIONWIDE PANEL OF MEDIA

### NFL MOST OUTSTANDING PLAYER AWARD

YEAR	PLAYER	POS.	TEAM	ACCOMPLISHMENTS
1957	Jim Brown	RB	Cleveland Browns	Rushed for league-leading 942 yards and added 9 touchdowns as a rookie.
1958	Jim Brown	RB	Cleveland Browns	Rushed for NFL-record 1,527 yards and added 17 touchdowns. Led Browns to 9-3 record.
1959	Johnny Unitas	QB	Baltimore Colts	Led league with 2,899 yards and 32 touchdown passes as the Colts scored an NFL-best 31.2 points per game and won the division title.
1960	Norm Van Brocklin	QB	Philadelphia Eagles	Guided Eagles to first division title since 1949. Passed for 2,471 yards and 24 touchdowns.

### NFL MOST VALUABLE PLAYER AWARD

1961	Paul Hornung	RB	Green Bay Packers	Led league in scoring for second straight season with 146 points (10 TD, 15 FG, 41 PAT).
1962	Jim Taylor	RB	Green Bay Packers	League rushing champion with 1,474 yards. Scored all-time record 19 touchdowns.
1963	Y.A. Tittle	QB	New York Giants	Set all-time season record with 36 touchdown passes. Guided league's top offense (5,024 yards).
1964	Johnny Unitas	QB	Baltimore Colts	Guided Colts to NFL's best record (12-2) and league's top offensive attack (4,779 yards).
1965	Jim Brown	RB	Cleveland Browns	Leader of NFL's top rushing attack. Led league with 1,544 yards, added 21 total touchdowns.
1966	Bart Starr	QB	Green Bay Packers	Passed for 14 touchdowns and only 3 interceptions. Led Packers to league-best 12-2 record.
1967	Johnny Unitas	QB	Baltimore Colts	Passed for 3,428 yards and 20 touchdowns. Led Colts to 11-1-2 record.
1968	Earl Morrall	QB	Baltimore Colts	Guided Colts to NFL-best 13-1 record. Led league with 26 touchdown passes.
1969	Roman Gabriel	QB	Los Angeles Rams	Led NFL with 24 touchdown passes. Guided Rams to 11-3 record.
1970	John Brodie	QB	San Francisco 49ers	Took 49ers to first division title. Threw NFL-best 24 touchdown passes.
1971	Alan Page	DT	Minnesota Vikings	Led defense that allowed NFL-low 139 points. Vikings won fourth straight NFC Central title.
1972	Larry Brown	RB	Washington Redskins	Led conference with 1,216 rushing yards. Redskins had NFC-best 11-3 record.
1973	O.J. Simpson	RB	Buffalo Bills	Rushed for all-time record 2,003 yards, including three 200-yard performances.
1974	Ken Stabler	QB	Oakland Raiders	Led league with 26 touchdown passes and only 12 interceptions. Raiders had NFL-best 12-2 record.
1975	Fran Tarkenton	QB	Minnesota Vikings	Tied for league-best 12-2 record. Led NFC with 91.7 passer rating.
1976	Bert Jones	QB	Baltimore Colts	Threw 24 touchdowns and only 9 interceptions for 102.5 passer rating.
1977	Walter Payton	RB	Chicago Bears	Rushed for league-leading 1,852 yards and 16 total touchdowns.
1978	Terry Bradshaw	QB	Pittsburgh Steelers	Led Steelers to league-leading 14-2 mark. Set club record with 28 touchdown passes.
1979	Earl Campbell	RB	Houston Oilers	Led league with 1,697 rushing yards and 19 touchdowns.
1980	Brian Sipe	QB	Cleveland Browns	NFL-best 91.4 passer rating. Set Browns' records with 30 touchdown passes and 4,132 yards.
1981	Ken Anderson	QB	Cincinnati Bengals	Led Bengals to first division title since 1973. NFL-high 98.5 passer rating.
1982	Mark Moseley	K	Washington Redskins	Converted 20 of 21 FGs. Set consecutive field-goal record at 23 (including last three in '81).
1983	Joe Theismann	QB	Washington Redskins	Leader of offense that scored NFL record 541 points. Redskins had NFL-best 14-2 record.
1984	Dan Marino	QB	Miami Dolphins	Set NFL records with 5,084 yards and 48 touchdown passes. Led Dolphins to AFC-best 14-2 mark.
1985	Marcus Allen	RB	Los Angeles Raiders	Rushed for league-leading 1,759 yards. Tied for AFC lead with 11 rushing touchdowns.
1986	Lawrence Taylor	LB	New York Giants	Recorded league-high 20.5 sacks, and led Giants' second-ranked defense (297.3).
1987	John Elway	QB	Denver Broncos	In 12 games, passed for 19 touchdowns and 3,198 yards, including four 300-yard games.
1988	Boomer Esiason	QB	Cincinnati Bengals	Led NFL with 97.4 passer rating. Tied for AFC lead with 28 TD passes.
1989	Joe Montana	QB	San Francisco 49ers	Set NFL record with 112.4 passer rating, including 70.2 completion percentage.
1990	Joe Montana	QB	San Francisco 49ers	Led 49ers to league-best 14-2 record. Completed NFC-high 61.7 percent of passes.
1991	Thurman Thomas	RB	Buffalo Bills	Recorded league-high 2,038 yards from scrimmage (1,407 rushing, 631 receiving).
1992	Steve Young	QB	San Francisco 49ers	NFL's top passer with 107.0 rating. Led 49ers to NFL-best 14-2 record.
1993	Emmitt Smith	RB	Dallas Cowboys	Led league in rushing (1,486 yards) for third straight year despite missing first two games.
1994	Steve Young	QB	San Francisco 49ers	Compiled NFL all-time best 112.8 passer rating. Completed more than 70 percent of his passes.
1995	Brett Favre	QB	Green Bay Packers	Led league with 38 touchdown passes and NFC with 99.5 passer rating.
1996	Brett Favre	QB	Green Bay Packers	Led Packers to top conference record (13-3). Threw NFL-best 39 touchdown passes.
1997*	Brett Favre	QB	Green Bay Packers	Led league with 35 touchdown passes; NFC with 3,867 passing yards.
	Barry Sanders	RB	Detroit Lions	Rushed for all-time second-best 2,053 yards, including record 14 straight 100-yard games.
1998	Terrell Davis	RB	Denver Broncos	Rushed for 2,008 yards and scored league-best 23 total touchdowns.

## ASSOCIATED PRESS NFL MOST OUTSTANDING/VALUABLE PLAYERS

1999	Kurt Warner	QB	St. Louis Rams	Became the second QB in history to have 40 touchdown passes in a season (41).
2000	Marshall Faulk	RB	St. Louis Rams	Set NFL record with 26 touchdowns and led NFC with 2,189 yards from scrimmage.
2001	Kurt Warner	QB	St. Louis Rams	Led NFL with 4,830 passing yards, 36 touchdowns, 68.7 completion percentage, and 101.4 passer rating.
2002	Rich Gannon	QB	Oakland Raiders	Set single-season records with 10 300-yard passing games and 418 completions, and led NFL with 4,689 passing yards.
2003*	Peyton Manning	QB	Indianapolis Colts	Led NFL with 4,267 passing yards, had AFC-best 29 touchdown passes, and posted 99.0 passer rating.
	Steve McNair	QB	Tennessee Titans	Posted NFL-best 100.4 passer rating, passing for 3,215 yards with 24 touchdowns against 7 interceptions.
2004	Peyton Manning	QB	Indianapolis Colts	Set NFL records with 49 touchdown passes and 121.1 passer rating while passing for 4,557 yards.
2005	Shaun Alexander	RB	Seattle Seahawks	Set NFL record with 28 touchdowns and led league with 1,880 rushing yards.
2006	LaDainian Tomlinson	RB	San Diego Chargers	Set NFL record for touchdowns (31) and points scored (186). Rushed for team-record 1,815 yards.
2007	Tom Brady	QB	New England Patriots	Set NFL record with 50 passing touchdowns. Led New England to first 16-0 regular-season record in league history.
2008	Peyton Manning	QB	Indianapolis Colts	Threw for 4,002 yards and 27 touchdowns and 95.0 passer rating. Led Indianapolis to 12-4 record.
2009	Peyton Manning	QB	Indianapolis Colts	Threw for 4,500 yards with 33 touchdowns for 99.9 passer rating while leading Colts to NFL-best 14-2 record.
2010	Tom Brady	QB	New England Patriots	Led league with 111.0 passer rating, throwing for 3,900 yards and 36 touchdowns while guiding Patriots to NFL-best 14-2 record.
2011	Aaron Rodgers	QB	Green Bay Packers	Set NFL record with 122.5 passer rating. Guided Green Bay to NFL-best 15-1 record.
2012	Adrian Peterson	RB	Minnesota Vikings	Rushed for league-leading 2,097 yards and scored 13 total touchdowns.
2013	Peyton Manning	QB	Denver Broncos	Set NFL records with 5,477 passing yards and 55 touchdown passes.
2014	Aaron Rodgers	QB	Green Bay Packers	Led NFC with 38 touchdown passes. Guided Green Bay to 12-4 record and NFL-high 30.4 points per game.
2015	Cam Newton	QB	Carolina Panthers	First player with 35 passing touchdowns and 10 rushing touchdowns in a season. Guided Panthers to NFL-best 15-1 record.
2016	Matt Ryan	QB	Atlanta Falcons	Led NFL in passer rating (117.1) and propelled the Falcons to an NFL-best 540 points, 71 more than any other team.
2017	Tom Brady	QB	New England Patriots	Led NFL with 4,577 passing yards, and guided Patriots to record ninth consecutive division title. At age 40, became oldest MVP winner.
2018	Patrick Mahomes	QB	Kansas City Chiefs	Led NFL with 50 touchdown passes and threw for 5,097 yards in first season as starter. At 23, youngest winner since Marino (1984).
2019	Lamar Jackson	QB	Baltimore Ravens	Led NFL with 36 touchdown passes and ran for 1,206 yards, most ever by a QB. Led Ravens to 14-2 record. At 22, youngest MVP winner.
2020	Aaron Rodgers	QB	Green Bay Packers	Paced league with 48 touchdown passes and led Packers to top record in NFC (13-3).
2021	Aaron Rodgers	QB	Green Bay Packers	Became second ever to earn at least four MVPs; had 13 games with two-plus TD passes and zero INTs, most in NFL history.
2022	Patrick Mahomes	QB	Kansas City Chiefs	League leader in both passing yards (5,250) and touchdown passes (41), becoming third player ever to win a second MVP before 28th birthday.
2023	Lamar Jackson	QB	Baltimore Ravens	Led Ravens to 10 wins over teams that finished with .500-or-better records; became second-youngest player ever to win second MVP (Jim Brown).

**Total Associated Press NFL MVPs:** 65

**Five-time Winner:** Peyton Manning

**Four-time Winner:** Aaron Rodgers

**Three-time Winners:** Tom Brady, Brett Favre, Johnny Unitas

**Two-time Winners:** Lamar Jackson, Patrick Mahomes, Joe Montana, Kurt Warner, Steve Young

### ASSOCIATED PRESS MVPs WHO WON SUPER BOWL/ NFL CHAMPIONSHIP IN SAME SEASON: 14

1961	Paul Hornung	Green Bay Packers
1962	Jim Taylor	Green Bay Packers
1966	Bart Starr	Green Bay Packers
1968	Earl Morrall	Baltimore Colts
1978	Terry Bradshaw	Pittsburgh Steelers
1982	Mark Moseley	Washington Redskins
1986	Lawrence Taylor	New York Giants
1989	Joe Montana	San Francisco 49ers
1993	Emmitt Smith	Dallas Cowboys
1994	Steve Young	San Francisco 49ers
1996	Brett Favre	Green Bay Packers
1998	Terrell Davis	Denver Broncos
1999	Kurt Warner	St. Louis Rams
2022	Patrick Mahomes	Kansas City Chiefs

### ASSOCIATED PRESS NFL MVP BY POSITION

<b>Quarterback:</b>	46	<b>Kicker:</b>	1
<b>Running Back:</b>	16	<b>Linebacker:</b>	1
<b>Defensive Tackle:</b>	1		

### ASSOCIATED PRESS MVPs BY TEAM

10	Green Bay Packers	2	Baltimore Ravens
9	Indianapolis/ Baltimore Colts		Buffalo Bills
5	San Francisco 49ers		Cincinnati Bengals
4	Los Angeles/ St. Louis Rams		Cleveland Browns
3	Denver Broncos		Houston Oilers/ Tennessee Titans
	Minnesota Vikings	1	Kansas City Chiefs
	New England Patriots		Atlanta Falcons
	Oakland/Los Angeles/ Las Vegas Raiders		Carolina Panthers
	Washington Commanders		Chicago Bears
			Dallas Cowboys
			Detroit Lions
			Miami Dolphins
			New York Giants
			Pittsburgh Steelers
			Los Angeles/ San Diego Chargers
			Seattle Seahawks

\* The award was shared in 1997 and 2003.

## ASSOCIATED PRESS NFL AWARDS

### AP OFFENSIVE PLAYER OF THE YEAR

1973	O.J. Simpson	RB	Buffalo Bills
1974	Ken Stabler	QB	Oakland Raiders
1975	Fran Tarkenton	QB	Minnesota Vikings
1976	Bert Jones	QB	Baltimore Colts
1977	Walter Payton	RB	Chicago Bears
1978	Earl Campbell	RB	Houston Oilers
1979	Earl Campbell	RB	Houston Oilers
1980	Earl Campbell	RB	Houston Oilers
1981	Ken Anderson	QB	Cincinnati Bengals
1982	Dan Fouts	QB	San Diego Chargers
1983	Joe Theismann	QB	Washington Redskins
1984	Dan Marino	QB	Miami Dolphins
1985	Marcus Allen	RB	Los Angeles Raiders
1986	Eric Dickerson	RB	Los Angeles Rams
1987	Jerry Rice	WR	San Francisco 49ers
1988	Roger Craig	RB	San Francisco 49ers
1989	Joe Montana	QB	San Francisco 49ers
1990	Warren Moon	QB	Houston Oilers
1991	Thurman Thomas	RB	Buffalo Bills
1992	Steve Young	QB	San Francisco 49ers
1993	Jerry Rice	WR	San Francisco 49ers
1994	Barry Sanders	RB	Detroit Lions
1995	Brett Favre	QB	Green Bay Packers
1996	Terrell Davis	RB	Denver Broncos
1997	Barry Sanders	RB	Detroit Lions
1998	Terrell Davis	RB	Denver Broncos
1999	Marshall Faulk	RB	St. Louis Rams
2000	Marshall Faulk	RB	St. Louis Rams
2001	Marshall Faulk	RB	St. Louis Rams
2002	Priest Holmes	RB	Kansas City Chiefs
2003	Jamal Lewis	RB	Baltimore Ravens
2004	Peyton Manning	QB	Indianapolis Colts
2005	Straun Alexander	RB	Seattle Seahawks
2006	LaDainian Tomlinson	RB	San Diego Chargers
2007	Tom Brady	QB	New England Patriots
2008	Drew Brees	QB	New Orleans Saints
2009	Chris Johnson	RB	Tennessee Titans
2010	Tom Brady	QB	New England Patriots
2011	Drew Brees	QB	New Orleans Saints
2012	Adrian Peterson	RB	Minnesota Vikings
2013	Peyton Manning	QB	Denver Broncos
2014	DeMarco Murray	RB	Dallas Cowboys
2015	Cam Newton	QB	Carolina Panthers
2016	Matt Ryan	QB	Atlanta Falcons
2017	Todd Gurley	RB	Los Angeles Rams
2018	Patrick Mahomes	QB	Kansas City Chiefs
2019	Michael Thomas	WR	New Orleans Saints
2020	Derrick Henry	RB	Tennessee Titans
2021	Cooper Kupp	WR	Los Angeles Rams
2022	Justin Jefferson	WR	Minnesota Vikings
2023	Christian McCaffrey	RB	San Francisco 49ers

### AP OFFENSIVE ROOKIE OF THE YEAR

1957	Jim Brown	RB	Cleveland Browns
1958	Jimmy Orr	WR	Pittsburgh Steelers
1959	Nick Pietrosante	RB	Detroit Lions
1960	Gail Cogdill	WR	Detroit Lions
1961	Mike Ditka	TE	Chicago Bears
1962	Ron Bull	RB	Chicago Bears
1963	Paul Flatley	WR	Minnesota Vikings
1964	Charley Taylor	WR	Washington Redskins
1965	Gale Sayers	RB	Chicago Bears
1966	Johnny Roland	RB	St. Louis Cardinals
1967	Mel Farr	RB	Detroit Lions
1968	Earl McCullouch	WR	Detroit Lions
1969	Calvin Hill	RB	Dallas Cowboys
1970	Duane Thomas	RB	Dallas Cowboys
1971	John Brockington	RB	Green Bay Packers
1972	Franco Harris	RB	Pittsburgh Steelers
1973	Chuck Foreman	RB	Minnesota Vikings
1974	Don Woods	RB	San Diego Chargers
1975	Mike Thomas	RB	Washington Redskins
1976	Sammy White	WR	Minnesota Vikings
1977	Tony Dorsett	RB	Dallas Cowboys
1978	Earl Campbell	RB	Houston Oilers
1979	Ottis Anderson	RB	St. Louis Cardinals
1980	Billy Sims	RB	Detroit Lions
1981	George Rogers	RB	New Orleans Saints
1982	Marcus Allen	RB	Los Angeles Raiders
1983	Eric Dickerson	RB	Los Angeles Rams
1984	Louis Lipps	WR	Pittsburgh Steelers
1985	Eddie Brown	WR	Cincinnati Bengals
1986	Rueben Mayes	RB	New Orleans Saints

1987	Troy Stadford	RB	Miami Dolphins
1988	John Stephens	RB	New England Patriots
1989	Barry Sanders	RB	Detroit Lions
1990	Emmitt Smith	RB	Dallas Cowboys
1991	Leonard Russell	RB	New England Patriots
1992	Carl Pickens	WR	Cincinnati Bengals
1993	Jerome Bettis	RB	Los Angeles Rams
1994	Marshall Faulk	RB	Indianapolis Colts
1995	Curtis Martin	RB	New England Patriots
1996	Eddie George	RB	Houston Oilers
1997	Warrick Dunn	RB	Tampa Bay Buccaneers
1998	Randy Moss	WR	Minnesota Vikings
1999	Edgerrin James	RB	Indianapolis Colts
2000	Mike Anderson	RB	Denver Broncos
2001	Anthony Thomas	RB	Chicago Bears
2002	Clinton Portis	RB	Denver Broncos
2003	Anquan Boldin	WR	Arizona Cardinals
2004	Ben Roethlisberger	QB	Pittsburgh Steelers
2005	Carnell Williams	RB	Tampa Bay Buccaneers
2006	Vince Young	QB	Tennessee Titans
2007	Adrian Peterson	RB	Minnesota Vikings
2008	Matt Ryan	QB	Atlanta Falcons
2009	Percy Harvin	WR	Minnesota Vikings
2010	Sam Bradford	QB	St. Louis Rams
2011	Cam Newton	QB	Carolina Panthers
2012	Robert Griffin III	QB	Washington Redskins
2013	Eddie Lacy	RB	Green Bay Packers
2014	Odell Beckham Jr.	WR	New York Giants
2015	Todd Gurley	RB	St. Louis Rams
2016	Dak Prescott	QB	Dallas Cowboys
2017	Alvin Kamara	RB	New Orleans Saints
2018	Saquon Barkley	RB	New York Giants
2019	Kyler Murray	QB	Arizona Cardinals
2020	Justin Herbert	QB	Los Angeles Chargers
2021	Ja'Marr Chase	WR	Cincinnati Bengals
2022	Garrett Wilson	WR	New York Jets
2023	C.J. Stroud	QB	Houston Texans

### AP DEFENSIVE PLAYER OF THE YEAR

1971	Alan Page	DT	Minnesota Vikings
1972	Joe Greene	DT	Pittsburgh Steelers
1973	Dick Anderson	S	Miami Dolphins
1974	Joe Greene	DT	Pittsburgh Steelers
1975	Mel Blount	CB	Pittsburgh Steelers
1976	Jack Lambert	LB	Pittsburgh Steelers
1977	Harvey Martin	DE	Dallas Cowboys
1978	Randy Gradishar	LB	Denver Broncos
1979	Lee Roy Selmon	DE	Tampa Bay Buccaneers
1980	Lester Hayes	CB	Oakland Raiders
1981	Lawrence Taylor	LB	New York Giants
1982	Lawrence Taylor	LB	New York Giants
1983	Doug Betters	DE	Miami Dolphins
1984	Kenny Easley	S	Seattle Seahawks
1985	Mike Singletary	LB	Chicago Bears
1986	Lawrence Taylor	LB	New York Giants
1987	Reggie White	DT	Philadelphia Eagles
1988	Mike Singletary	LB	Chicago Bears
1989	Keith Millard	DT	Minnesota Vikings
1990	Bruce Smith	DE	Buffalo Bills
1991	Pat Swilling	LB	New Orleans Saints
1992	Cortez Kennedy	DT	Seattle Seahawks
1993	Rod Woodson	CB	Pittsburgh Steelers
1994	Deion Sanders	CB	San Francisco 49ers
1995	Bryce Paup	LB	Buffalo Bills
1996	Bruce Smith	DE	Buffalo Bills
1997	Dana Stubblefield	DT	San Francisco 49ers
1998	Reggie White	DE	Green Bay Packers
1999	Warren Sapp	DT	Tampa Bay Buccaneers
2000	Ray Lewis	LB	Baltimore Ravens
2001	Michael Strahan	DE	New York Giants
2002	Derrick Brooks	LB	Tampa Bay Buccaneers
2003	Ray Lewis	LB	Baltimore Ravens
2004	Ed Reed	S	Baltimore Ravens
2005	Brian Urlacher	LB	Chicago Bears
2006	Jason Taylor	DE	Miami Dolphins
2007	Bob Sanders	S	Indianapolis Colts
2008	James Harrison	LB	Pittsburgh Steelers
2009	Charles Woodson	CB	Green Bay Packers
2010	Troy Polamalu	S	Pittsburgh Steelers
2011	Terrell Suggs	LB	Baltimore Ravens
2012	J.J. Watt	DE	Houston Texans
2013	Luke Kuechly	LB	Carolina Panthers
2014	J.J. Watt	DE	Houston Texans
2015	J.J. Watt	DE	Houston Texans

## ASSOCIATED PRESS NFL AWARDS

2016	Khail Mack	DE	Oakland Raiders
2017	Aaron Donald	DT	Los Angeles Rams
2018	Aaron Donald	DT	Los Angeles Rams
2019	Stephon Gilmore	CB	New England Patriots
2020	Aaron Donald	DT	Los Angeles Rams
2021	T.J. Watt	LB	Pittsburgh Steelers
2022	Nick Bosa	DL	San Francisco 49ers
2023	Myles Garrett	DE	Cleveland Browns

### AP DEFENSIVE ROOKIE OF THE YEAR

1967	Lem Barney	CB	Detroit Lions
1968	Claude Humphrey	DE	Atlanta Falcons
1969	Joe Greene	DT	Pittsburgh Steelers
1970	Bruce Taylor	CB	San Francisco 49ers
1971	Isiah Robertson	LB	Los Angeles Rams
1972	Willie Buchanon	CB	Green Bay Packers
1973	Wally Chambers	DT	Chicago Bears
1974	Jack Lambert	LB	Pittsburgh Steelers
1975	Robert Brazile	LB	Houston Oilers
1976	Mike Haynes	S	New England Patriots
1977	A.J. Duhe	DT	Miami Dolphins
1978	Al Baker	DE	Detroit Lions
1979	Jim Haslett	LB	Buffalo Bills
1980*	Buddy Curry	LB	Atlanta Falcons
	Al Richardson	LB	Atlanta Falcons
1981	Lawrence Taylor	LB	New York Giants
1982	Chip Banks	LB	Cleveland Browns
1983	Vernon Maxwell	LB	Baltimore Colts
1984	Bill Maas	NT	Kansas City Chiefs
1985	Duane Bickett	LB	Indianapolis Colts
1986	John Offerdahl	LB	Miami Dolphins
1987	Shane Conlan	LB	Buffalo Bills
1988	Erik McMillan	S	New York Jets
1989	Derrick Thomas	LB	Kansas City Chiefs
1990	Mark Carrier	S	Chicago Bears
1991	Mike Croel	LB	Denver Broncos
1992	Dale Carter	CB	Kansas City Chiefs
1993	Dana Stubblefield	DT	San Francisco 49ers
1994	Tim Bowens	DT	Miami Dolphins
1995	Hugh Douglas	DE	New York Jets
1996	Simeon Rice	DE	Arizona Cardinals
1997	Peter Boulware	LB	Baltimore Ravens
1998	Charles Woodson	CB	Oakland Raiders
1999	Jevon Kearse	DE	Tennessee Titans
2000	Brian Urlacher	LB	Chicago Bears
2001	Kendrell Bell	LB	Pittsburgh Steelers
2002	Julius Peppers	DE	Carolina Panthers
2003	Terrell Suggs	LB	Baltimore Ravens
2004	Jonathan Vilma	LB	New York Jets
2005	Shawne Merriman	LB	San Diego Chargers
2006	DeMeco Ryans	LB	Houston Texans
2007	Patrick Willis	LB	San Francisco 49ers
2008	Jerod Mayo	LB	New England Patriots
2009	Brian Cushing	LB	Houston Texans
2010	Ndamukong Suh	DT	Detroit Lions
2011	Von Miller	LB	Denver Broncos
2012	Luke Kuechly	LB	Carolina Panthers
2013	Sheldon Richardson	DL	New York Jets
2014	Aaron Donald	DT	St. Louis Rams
2015	Marcus Peters	CB	Kansas City Chiefs
2016	Joey Bosa	DE	San Diego Chargers
2017	Marshon Lattimore	CB	New Orleans Saints
2018	Darius Leonard	LB	Indianapolis Colts
2019	Nick Bosa	DE	San Francisco 49ers
2020	Chase Young	DE	Washington Football Team
2021	Micah Parsons	LB	Dallas Cowboys
2022	Sauce Gardner	CB	New York Jets
2023	Will Anderson	DE	Houston Texans

\*The award was shared in 1980.

### AP COMEBACK PLAYER OF THE YEAR

1998	Doug Flutie	QB	Buffalo Bills
1999	Bryant Young	DT	San Francisco 49ers
2000	Joe Johnson	DE	New Orleans Saints
2001	Garrison Hearst	RB	San Francisco 49ers
2002	Tommy Maddox	QB	Pittsburgh Steelers
2003	Jon Kitna	QB	Cincinnati Bengals
2004	Drew Brees	QB	San Diego Chargers
2005*	Steve Smith	WR	Carolina Panthers
	Tedy Bruschi	LB	New England Patriots
2006	Chad Pennington	QB	New York Jets
2007	Greg Ellis	DE	Dallas Cowboys
2008	Chad Pennington	QB	Miami Dolphins
2009	Tom Brady	QB	New England Patriots

2010	Michael Vick	QB	Philadelphia Eagles
2011	Matthew Stafford	QB	Detroit Lions
2012	Peyton Manning	QB	Denver Broncos
2013	Philip Rivers	QB	San Diego Chargers
2014	Rob Gronkowski	TE	New England Patriots
2015	Eric Berry	S	Kansas City Chiefs
2016	Jordy Nelson	WR	Green Bay Packers
2017	Keenan Allen	WR	Los Angeles Chargers
2018	Andrew Luck	QB	Indianapolis Colts
2019	Ryan Tannehill	QB	Tennessee Titans
2020	Alex Smith	QB	Washington Football Team
2021	Joe Burrow	QB	Cincinnati Bengals
2022	Geno Smith	QB	Seattle Seahawks
2023	Joe Flacco	QB	Cleveland Browns

\*The award was shared in 2005.

### AP COACH OF THE YEAR

1957	George Wilson	Detroit Lions
1958	Weeb Ewbank	Baltimore Colts
1959	Vince Lombardi	Green Bay Packers
1960	Buck Shaw	Philadelphia Eagles
1961	Allie Sherman	New York Giants
1962	Allie Sherman	New York Giants
1963	George Halas	Chicago Bears
1964	Don Shula	Baltimore Colts
1965	George Halas	Chicago Bears
1966	Tom Landry	Dallas Cowboys
1967*	George Allen	Los Angeles Rams
	Don Shula	Baltimore Colts
1968	Don Shula	Baltimore Colts
1969	Bud Grant	Minnesota Vikings
1970	Paul Brown	Cincinnati Bengals
1971	George Allen	Washington Redskins
1972	Don Shula	Miami Dolphins
1973	Chuck Knox	Los Angeles Rams
1974	Don Coryell	St. Louis Cardinals
1975	Ted Marchibroda	Baltimore Colts
1976	Forrest Gregg	Cleveland Browns
1977	Red Miller	Denver Broncos
1978	Jack Patera	Seattle Seahawks
1979	Jack Pardee	Washington Redskins
1980	Chuck Knox	Buffalo Bills
1981	Bill Walsh	San Francisco 49ers
1982	Joe Gibbs	Washington Redskins
1983	Joe Gibbs	Washington Redskins
1984	Chuck Knox	Seattle Seahawks
1985	Mike Ditka	Chicago Bears
1986	Bill Parcells	New York Giants
1987	Jim Mora	New Orleans Saints
1988	Mike Ditka	Chicago Bears
1989	Lindy Infante	Green Bay Packers
1990	Jimmy Johnson	Dallas Cowboys
1991	Wayne Fontes	Detroit Lions
1992	Bill Cowher	Pittsburgh Steelers
1993	Dan Reeves	New York Giants
1994	Bill Parcells	New England Patriots
1995	Ray Rhodes	Philadelphia Eagles
1996	Don Capers	Carolina Panthers
1997	Jim Fassel	New York Giants
1998	Dan Reeves	Atlanta Falcons
1999	Dick Vermeil	St. Louis Rams
2000	Jim Haslett	New Orleans Saints
2001	Dick Jauron	Chicago Bears
2002	Andy Reid	Philadelphia Eagles
2003	Bill Belichick	New England Patriots
2004	Marty Schottenheimer	San Diego Chargers
2005	Lovie Smith	Chicago Bears
2006	Sean Payton	New Orleans Saints
2007	Bill Belichick	New England Patriots
2008	Mike Smith	Atlanta Falcons
2009	Marvin Lewis	Cincinnati Bengals
2010	Bill Belichick	New England Patriots
2011	Jim Harbaugh	San Francisco 49ers
2012	Bruce Arians	Indianapolis Colts
2013	Ron Rivera	Carolina Panthers
2014	Bruce Arians	Arizona Cardinals
2015	Ron Rivera	Carolina Panthers
2016	Jason Garrett	Dallas Cowboys
2017	Sean McVay	Los Angeles Rams
2018	Matt Nagy	Chicago Bears
2019	John Harbaugh	Baltimore Ravens
2020	Kevin Stefanski	Cleveland Browns
2021	Mike Vrabel	Tennessee Titans
2022	Brian Daboll	New York Giants
2023	Kevin Stefanski	Cleveland Browns

\*The award was shared in 1967.

# PRO FOOTBALL HALL OF FAME/PFWA AWARDS

## AWARDS OF EXCELLENCE

*Individuals from five groups who have propelled the success of individual teams and the sport of professional football under a program the Pro Football Hall of Fame launched in 2022 to recognize significant contributors to the game.*

### ASSISTANT COACHES

- 2022 – Alex Gibbs  
Jimmy Raye  
Terry Robiskie  
Fritz Shurmur  
Ernie Zampese
- 2023 – Sherman Lewis  
Tom Moore  
Dante Scarnecchia
- 2024 – Monte Kiffin  
Bill McPherson  
Lionel Taylor

### ATHLETIC TRAINERS

- 2022 – George Anderson  
Otho Davis  
John Omohundro  
John Rhea  
Fred Zamerletti
- 2023 – J. Lindsay McLean  
Bob Reese  
Lamar "Bubba" Tyer
- 2024 – Steve Antonopoulos  
Dean Kleinschmidt  
Bill Tessenndorf

### EQUIPMENT MANAGERS

- 2022 – Sid Brooks  
Ed Carroll  
Tony Parisi  
Dan "Chief" Simmons  
Whitney Zimmerman
- 2023 – William T. "Buck" Buchanan  
Robert "Bob" Noel  
Bill Simmons
- 2024 – Bill Hampton Sr.  
Don Hewitt  
Richard Romanski

### FILM/VIDEO DIRECTORS

- 2023 – Mike Dougherty  
Milan "Mickey" Dukich  
Thom Fermstad  
Henry Kunttu  
Al Tremi
- 2024 – Tom Atcheson  
Bob McCartney  
Dave Levy

### PUBLIC RELATIONS PERSONNEL

- 2022 – Joe Browne  
Charlie Dayton  
Joe Gordon  
Jim Saccomano  
Gary Wright
- 2023 – Greg Aiello  
Kevin Byrne  
Budd Thalman
- 2024 – Dan Edwards  
Harvey Greene  
Frank Ramos

## PETE ROZELLE RADIO-TELEVISION AWARD

*Presented annually by the Pro Football Hall of Fame, the award recognizes longtime exceptional contributions to radio and television in professional football.*

- 1989 – Bill McPhail  
1990 – Lindsey Nelson  
1991 – Ed Sabol  
1992 – Chris Schenkel  
1993 – Curt Gowdy  
1994 – Pat Summerall  
1995 – Frank Gifford  
1996 – Jack Buck  
1997 – Charlie Jones  
1998 – Val Pinchbeck  
1999 – Dick Enberg  
2000 – Ray Scott  
2001 – Rooney Arledge  
2002 – John Madden  
2003 – Don Criqui  
2004 – Van Miller  
2005 – Myron Cope  
2006 – Lesley Visser  
2007 – Don Meredith  
2008 – Dan Dierdorf  
2009 – Irv Cross  
2010 – Chris Berman  
2011 – Jim Nantz  
2012 – Len Dawson  
2013 – Al Michaels  
2014 – Bob Trumpy  
2015 – Tom Jackson  
2016 – James Brown  
2017 – David Hill  
2018 – Andrea Kremer  
2019 – Dick Ebersol  
2020 – Joe Buck  
2021 – John Facenda  
2022 – Howard Katz  
2023 – Fred Gaudelli  
2024 – Merrill Reese

## BILL NUNN JR. MEMORIAL AWARD

*Presented annually by the Pro Football Writers of America (PFWA) to a reporter who has made a long and distinguished contribution to pro football through coverage. Previously the Dick McCann Award.*

- 1969 – George Strickler, Chicago Tribune  
1970 – Arthur Daley, New York Times  
1971 – Joe King, New York World Telegram & Sun  
1972 – Lewis "Tony" Atchison, Washington Star  
1973 – Dave Brady, Washington Post  
1974 – Bob Oates, Los Angeles Times  
1975 – John Steadman, Baltimore News American  
1976 – Jack Hand, Associated Press  
1977 – Art Daley, Green Bay Press-Gazette  
1978 – Murray Olderman, NEA  
1979 – Pat Livingston, Pittsburgh Press  
1980 – Chuck Heaton, Cleveland Plain Dealer  
1981 – Norm Miller, New York Daily News  
1982 – Cameron Snyder, Baltimore Sun  
1983 – Hugh Brown, Philadelphia Bulletin  
1984 – Larry Felsler, Buffalo News  
1985 – Cooper Rollow, Chicago Tribune  
1986 – William Wallace, New York Times  
1987 – Jerry Magee, San Diego Union  
1988 – Gordon Forbes, USA Today  
1989 – Vito Stellino, Baltimore Sun  
1990 – Will McDonough, Boston Globe  
1991 – Dick Connor, Denver Post  
1992 – Frank Luksa, Dallas Morning News  
1993 – Ira Miller, San Francisco Chronicle  
1994 – Don Pierson, Chicago Tribune  
1995 – Ray Didingar, Philadelphia Daily News  
1996 – Paul Zimmerman, Sports Illustrated  
1997 – Bob Roesler, New Orleans Times-Picayune  
1998 – Dave Anderson, New York Times  
1999 – Art Spander, Oakland Tribune  
2000 – Tom McEwen, Tampa Tribune  
2001 – Len Shapiro, Washington Post  
2002 – Edwin Pope, Miami Herald  
2003 – Joel Buchsbaum, Pro Football Weekly  
2004 – Rick Gosselin, Dallas Morning News  
2005 – Jerry Green, Detroit News  
2006 – John McClain, Houston Chronicle  
2007 – John Clayton, ESPN.com  
2008 – Len Pasquarelli, ESPN.com  
2009 – Peter King, Sports Illustrated  
2010 – Peter Finney, New Orleans Times-Picayune  
2011 – Bob McGinn, Milwaukee Journal Sentinel

- 2012 – Tom Kowalski, MLive.com  
2013 – Dan Pompei, Chicago Tribune  
2014 – Ed Bouchette, Pittsburgh Post-Gazette  
2015 – Dave Goldberg, Associated Press  
2016 – Chris Mortensen, ESPN.com  
2017 – Ed Werder, ESPN  
2018 – Charean Williams, Pro Football Talk  
2019 – Sam Farmer, Los Angeles Times  
2020 – Don Banks, SI.com  
2021 – Bob Glauber, Newsday  
2022 – Jarrett Bell, USA Today  
2023 – Jim Trotter, The Athletic  
2024 – D. Orlando Ledbetter, Atlanta Journal-Constitution

## TEREZ. A. PAYLOR EMERGING WRITER AWARD

*Presented annually by the Pro Football Writers of America (PFWA) to a young NFL writer who carries on the legacy of Paylor through his or her work ethic, professionalism, and dedication to the craft and commitment to improving diversity in NFL media.*

- 2021 – Jourdan Rodrigue, The Athletic  
2022 – Jori Epstein, USA Today  
2023 – Tashan Reed, The Athletic  
2024 – Colton Pouncy, The Athletic

# PRO FOOTBALL WRITERS OF AMERICA AWARDS

## GEORGE HALAS AWARD

*Presented annually by the Pro Football Writers of America (PFWA) to an NFL player, coach or staff member who overcomes the most adversity to succeed.*

*\*Year indicates when award was presented for previous season*

- 1969 – Joe Namath, N.Y. Jets
- 1970 – Gale Sayers, Chi. Bears
- 1971 – Tom Dempsey, New Orleans
- 1972 – Jimmy Johnson, San Francisco
- 1973 – Mike Tilleman, Atlanta
- 1974 – Dick Butkus, Chi. Bears
- 1975 – Rocky Bleier, Pittsburgh
- 1976 – Billy Kilmer, Washington
- 1977 – Tom DeLeone, Cle. Browns
- 1978 – Pat Fischer, Washington
- 1979 – Bert Jones, Bal. Colts
- 1980 – Roger Staubach, Dal. Cowboys
- 1981 – Rolf Benirschke, S.D. Chargers
- 1982 – Joe Klecko, N.Y. Jets
- 1983 – Eddie Lee Ivey, Green Bay
- 1984 – Ted Hendricks, L.A. Raiders
- 1985 – John Stallworth, Pittsburgh
- 1986 – Gary Jeter, L.A. Rams
- 1987 – William Andrews, Atlanta
- 1988 – Joe Montana, San Francisco
- 1989 – Karl Nelson, N.Y. Giants
- 1990 – Tim Krumrie, Cincinnati
- 1991 – Dan Hampton, Chi. Bears
- 1992 – Mike Utley, Detroit
- 1993 – Mark Bavaro, Cle. Browns
- 1994 – Joe Montana, San Francisco
- 1995 – Dan Marino, Miami
- 1996 – Larry Brown, Dal. Cowboys
- 1997 – Jim Harbaugh, Indianapolis
- 1998 – Mark Schlereth, Denver
- 1999 – Dan Reeves, Atlanta
- 2000 – Bryant Young, San Francisco
- 2001 – Kerry Collins, N.Y. Giants
- 2002 – Garrison Hearst, San Francisco
- 2003 – Robert Edwards, Miami
- 2004 – Sam Mills, Carolina
- 2005 – Mark Fields, Carolina
- 2006 – Tony Dungy, Indianapolis
- 2007 – Drew Brees, New Orleans
- 2008 – Kevin Everett, Buffalo
- 2009 – Matt Bryant, Tampa Bay
- 2010 – Mike Zimmer, Cincinnati
- 2011 – Mike Heimerdinger, Tennessee
- 2012 – Robert Kraft, New England
- 2013 – Chuck Pagano, Indianapolis
- 2014 – O.J. Brigrance, Bal. Ravens
- 2015 – Steve Gleason, New Orleans
- 2016 – Eric Berry, Kansas City
- 2017 – David Quessenberry, Hou. Texans
- 2018 – Marquise Goodwin, San Francisco
- 2019 – Ryan Shazier, Pittsburgh
- 2020 – Travis Frederick, Dal. Cowboys
- 2021 – Alex Smith, Washington
- 2022 – Ron Rivera, Washington
- 2023 – Damar Hamlin, Buffalo
- 2024 – John Metchie III, Hou. Texans

## HORRIGAN AWARD

*Presented annually by the Pro Football Writers of America (PFWA) to the league or club official for his or her qualities and professional style in helping the pro football writers do their job.*

*\*Year indicates when award was presented for previous season*

- 1973 – John Breen, Hou. Oilers
- 1974 – O.J. Simpson, Buffalo
- 1975 – Art Rooney Sr., Pittsburgh
- 1976 – Floyd Little, Denver
- 1977 – Jerry Wynn, S.D. Chargers
- 1978 – Bob Peck, Denver
- 1979 – John Madden, Oak. Raiders
- 1980 – Bum Phillips, Hou. Oilers
- 1981 – Bob Sprenger, Kansas City
- 1982 – Joe Gordon, Pittsburgh
- 1983 – Archie Manning, New Orleans/Hou. Oilers
- 1984 – Art Rooney Sr., Pittsburgh
- 1985 – Joe Browne, NFL
- 1986 – Dick Steinberg, New England
- 1987 – Charlie Dayton, Atlanta
- 1988 – Art Modell, Cle. Browns
- 1989 – Tom Landry, Dal. Cowboys
- 1990 – George Young, N.Y. Giants
- 1991 – Jim Finks, New Orleans
- 1992 – John Robinson, L.A. Rams
- 1993 – Warren Moon, Hou. Oilers
- 1994 – Don Shula, Miami
- 1995 – Leslie Hammond, NFL
- 1996 – Ron Wolf, Green Bay
- 1997 – Don Smith, Pro Football Hall of Fame
- 1998 – Tony Dungy, Tampa Bay
- 1999 – Greg Aiello, NFL
- 2000 – Ernie Accorsi, N.Y. Giants
- 2001 – Jeff Fisher, Tennessee
- 2002 – Charley Casserly, Hou. Texans
- 2003 – Herman Edwards, N.Y. Jets
- 2004 – Ozzie Newsome, Bal. Ravens
- 2005 – Rich McKay, Atlanta
- 2006 – Floyd Reese, Tennessee
- 2007 – Steve Aic, NFL
- 2008 – Mike Holmgren, Seattle
- 2009 – Dan Rooney, Pittsburgh
- 2010 – Gil Brandt, NFL.com
- 2011 – Rex Ryan, N.Y. Jets
- 2012 – Thomas Dimitroff, Atlanta
- 2013 – Michael Signora, NFL
- 2014 – Pete Carroll, Seattle
- 2015 – Bruce Arians, Arizona
- 2016 – John Elway, Denver
- 2017 – Mike Mayock, NFL Network
- 2018 – Randall Liu, NFL
- 2019 – Joe Horrigan, Pro Football Hall of Fame
- 2020 – Chris Ballard, Indianapolis
- 2021 – Brandon Beane, Buffalo
- 2022 – Michael Signora, NFL
- 2023 – Ron Rivera, Washington
- 2024 – Les Snead, L.A. Rams

## GOOD GUY AWARD

*Presented annually by the Pro Football Writers of America (PFWA) to an NFL player for his qualities and professional style in helping pro football writers do their jobs.*

*\*Year indicates when award was presented for previous season*

- 2005 – Jerome Bettis, Pittsburgh
- 2006 – Tiki Barber, N.Y. Giants
- 2007 – LaDainian Tomlinson, S.D. Chargers
- 2008 – Brett Favre, Green Bay
- 2009 – Kurt Warner, Arizona
- 2010 – Drew Brees, New Orleans
- 2011 – Aaron Rodgers, Green Bay
- 2012 – Tim Tebow, Denver
- 2013 – Tony Gonzalez, Atlanta
- 2014 – Russell Wilson, Seattle
- 2015 – Richard Sherman, Seattle
- 2016 – Thomas Davis, Carolina
- 2017 – Larry Fitzgerald, Arizona
- 2018 – Chris Long, Philadelphia
- 2019 – Chris Long, Philadelphia
- 2020 – Eli Manning, N.Y. Giants
- 2021 – Philip Rivers, Indianapolis
- 2022 – Cameron Heyward, Pittsburgh
- 2023 – Jason Kelce, Philadelphia
- 2024 – C.J. Stroud, Hou. Texans

## PETE ROZELLE AWARD

*Presented annually by the Pro Football Writers of America (PFWA) to the club public relations department that consistently strives for excellence in its dealings and relationships with the media.*

*\*Year indicates when award was presented for previous season*

- 1990 – Denver Broncos
- 1991 – Pittsburgh Steelers
- 1992 – Seattle Seahawks
- 1993 – Miami Dolphins
- 1994 – Houston Oilers
- 1995 – New York Giants
- 1996 – Indianapolis Colts
- 1997 – St. Louis Rams
- 1998 – Tampa Bay Buccaneers
- 1999 – Miami Dolphins
- 2000 – Tennessee Titans
- 2001 – New York Giants
- 2002 – Philadelphia Eagles
- 2003 – Tampa Bay Buccaneers
- 2004 – Houston Texans
- 2005 – Philadelphia Eagles
- 2006 – Cincinnati Bengals
- 2007 – Houston Texans
- 2008 – Seattle Seahawks
- 2009 – Arizona Cardinals
- 2010 – Houston Texans
- 2011 – Baltimore Ravens
- 2012 – Houston Texans
- 2013 – Baltimore Ravens
- 2014 – Denver Broncos
- 2015 – Pittsburgh Steelers
- 2016 – Denver Broncos
- 2017 – Baltimore Ravens & Houston Texans
- 2018 – Minnesota Vikings
- 2019 – Los Angeles Rams
- 2020 – Indianapolis Colts
- 2021 – Tampa Bay Buccaneers
- 2022 – New England Patriots

- 2023 – Detroit Lions
- 2024 – San Francisco 49ers

## PAUL "DR. Z" ZIMMERMAN AWARD

*Presented annually by the Pro Football Writers of America (PFWA) for lifetime achievement as an assistant coach in the NFL.*

- 2014 – Jim Johnson  
Howard Mudd  
Fritz Shurmur  
Ernie Zampese
- 2015 – Dick LeBeau  
Tom Moore  
Dante Scarnecchia
- 2016 – Monte Kiffin  
Wade Phillips
- 2017 – Bud Carson
- 2018 – Joe Bugel  
Emmitt Thomas
- 2019 – Gunther Cunningham  
Mike Westhoff
- 2020 – Bill Arnsparger  
Romeo Crennel
- 2021 – Rod Marinelli  
Bobby Turner
- 2022 – Leslie Frazier  
Greg Knapp
- 2023 – Don "Wink" Martindale  
Bobb McKittrick  
John Mitchell
- 2024 – Bill Callahan  
Steve Spagnuolo

# NO. 1 DRAFT CHOICES

## NO. 1 DRAFT CHOICES

Season	Date	Team	Player	Position	College
2024	April 25-27	Chicago Bears	Caleb Williams	QB	Southern California
2023	April 27-29	Carolina Panthers	Bryce Young	QB	Alabama
2022	April 28-30	Jacksonville Jaguars	Travon Walker	LB	Georgia
2021	April 29-May 1	Jacksonville Jaguars	Trevor Lawrence	QB	Clemson
2020	April 23-25	Cincinnati Bengals	Joe Burrow	QB	LSU
2019	April 25-27	Arizona Cardinals	Kyler Murray	QB	Oklahoma
2018	April 26-28	Cleveland Browns	Baker Mayfield	QB	Oklahoma
2017	April 27-29	Cleveland Browns	Myles Garrett	DE	Texas A&M
2016	April 28-30	Los Angeles Rams	Jared Goff	QB	California
2015	April 30-May 2	Tampa Bay Buccaneers	Jameis Winston	QB	Florida State
2014	May 8-10	Houston Texans	Jadeveon Clowney	DE	South Carolina
2013	April 25-27	Kansas City Chiefs	Eric Fisher	T	Central Michigan
2012	April 26-28	Indianapolis Colts	Andrew Luck	QB	Stanford
2011	April 28-30	Carolina Panthers	Cam Newton	QB	Auburn
2010	April 22-24	St. Louis Rams	Sam Bradford	QB	Oklahoma
2009	April 25-26	Detroit Lions	Matthew Stafford	QB	Georgia
2008	April 26-27	Miami Dolphins	Jake Long	T	Michigan
2007	April 28-29	Oakland Raiders	JaMarcus Russell	QB	LSU
2006	April 29-30	Houston Texans	Mario Williams	DE	North Carolina State
2005	April 23-24	San Francisco 49ers	Alex Smith	QB	Utah
2004	April 24-25	San Diego Chargers	Eli Manning	QB	Mississippi
2003	April 26-27	Cincinnati Bengals	Carson Palmer	QB	Southern California
2002	April 20-21	Houston Texans	David Carr	QB	Fresno State
2001	April 21-22	Atlanta Falcons	Michael Vick	QB	Virginia Tech
2000	April 15-16	Cleveland Browns	Courtney Brown	DE	Penn State
1999	April 17-18	Cleveland Browns	Tim Couch	QB	Kentucky
1998	April 18-19	Indianapolis Colts	Peyton Manning	QB	Tennessee
1997	April 19-20	St. Louis Rams	Orlando Pace	T	Ohio State
1996	April 20-21	New York Jets	Keyshawn Johnson	WR	Southern California
1995	April 22-23	Cincinnati Bengals	Ki-Jana Carter	RB	Penn State
1994	April 24-25	Cincinnati Bengals	Dan Wilkinson	DT	Ohio State
1993	April 25-26	New England Patriots	Drew Bledsoe	QB	Washington State
1992	April 26-27	Indianapolis Colts	Steve Emtman	DT	Washington
1991	April 21-22	Dallas Cowboys	Russell Maryland	DT	Miami (Fla.)
1990	April 22-23	Indianapolis Colts	Jeff George	QB	Illinois
1989	April 23-24	Dallas Cowboys	Troy Aikman	QB	UCLA
1988	April 24-25	Atlanta Falcons	Aundray Bruce	LB	Auburn
1987	April 28-29	Tampa Bay Buccaneers	Vinny Testaverde	QB	Miami (Fla.)
1986	April 29-30	Tampa Bay Buccaneers	Bo Jackson	RB	Auburn
1985	April 30-May 1	Buffalo Bills	Bruce Smith	DE	Virginia Tech
1984	May 1-2	New England Patriots	Irving Fryar	WR	Nebraska
1983	April 26-27	Baltimore Colts	John Elway	QB	Stanford
1982	April 27-28	New England Patriots	Kenneth Sims	DT	Texas
1981	April 28-29	New Orleans Saints	George Rogers	RB	South Carolina
1980	April 29-30	Detroit Lions	Billy Sims	RB	Oklahoma
1979	May 3-4	Buffalo Bills	Tom Cousineau	LB	Ohio State
1978	May 2-3	Houston Oilers	Earl Campbell	RB	Texas
1977	May 3-4	Tampa Bay Buccaneers	Ricky Bell	RB	Southern California
1976	April 8-9	Tampa Bay Buccaneers	Lee Roy Selmon	DE	Oklahoma
1975	Jan. 28-29	Atlanta Falcons	Steve Bartkowski	QB	California
1974	Jan. 29-30	Dallas Cowboys	Ed Jones	DE	Tennessee State
1973	Jan. 30-31	Houston Oilers	John Matuszak	DE	Tampa
1972	Feb. 1-2	Buffalo Bills	Walt Patulski	DE	Notre Dame
1971	Jan. 28-29	New England Patriots	Jim Plunkett	QB	Stanford
1970	Jan. 27-28	Pittsburgh Steelers	Terry Bradshaw	QB	Louisiana Tech
1969	Jan. 28-29	Buffalo Bills (AFL)	O.J. Simpson	RB	Southern California
1968	Jan. 30-31	Minnesota Vikings	Ron Yary	T	Southern California
1967	March 14	Baltimore Colts	Bubba Smith	DT	Michigan State
1966	Nov. 27, 1965	Atlanta Falcons	Tommy Nobis	LB	Texas
	Nov. 28, 1965	Miami Dolphins (AFL)	Jim Grabowski	RB	Illinois
1965	Nov. 28, 1964	New York Giants	Tucker Frederickson	RB	Auburn
	Nov. 28, 1964	Houston Oilers (AFL)	Lawrence Elkins	E	Baylor
1964	Dec. 2, 1963	San Francisco 49ers	Dave Parks	E	Texas Tech
	Nov. 30, 1963	Boston Patriots (AFL)	Jack Concannon	QB	Boston College
1963	Dec. 3, 1962	Los Angeles Rams	Terry Baker	QB	Oregon State
	Dec. 1, 1962	Kansas City Chiefs (AFL)	Buck Buchanan	DT	Grambling
1962	Dec. 4, 1961	Washington Redskins	Ernie Davis	RB	Syracuse
	Dec. 2, 1961	Oakland Raiders (AFL)	Roman Gabriel	QB	North Carolina State



## NO. 1 DRAFT CHOICES

Season	Date	Team	Player	Position	College
1961	Dec. 27-28, 1960	Minnesota Vikings	Tommy Mason	RB	Tulane
	Nov. 23, 1960	Buffalo Bills (AFL)	Ken Rice	G	Auburn
1960	Nov. 30, 1959	Los Angeles Rams	Billy Cannon	RB	LSU
	Nov. 22, Dec. 2, 1959	(AFL had no formal first pick)			
1959	Dec. 2, 1958	Green Bay Packers	Randy Duncan	QB	Iowa
1958	Dec. 2, 1957	Chicago Cardinals	King Hill	QB	Rice
1957	Nov. 27, 1956	Green Bay Packers	Paul Hornung	HB	Notre Dame
1956	Nov. 29, 1955	Pittsburgh Steelers	Gary Glick	DB	Colorado A&M
1955	Jan. 27-28	Baltimore Colts	George Shaw	QB	Oregon
1954	Jan. 28	Cleveland Browns	Bobby Garrett	QB	Stanford
1953	Jan. 22	San Francisco 49ers	Harry Babcock	E	Georgia
1952	Jan. 17	Los Angeles Rams	Bill Wade	QB	Vanderbilt
1951	Jan. 18-19	New York Giants	Kyle Rote	HB	Southern Methodist
1950	Jan. 21-22	Detroit Lions	Leon Hart	E	Notre Dame
1949	Dec. 21, 1948	Philadelphia Eagles	Chuck Bednarik	C	Pennsylvania
1948	Dec. 19, 1947	Washington Redskins	Harry Gilmer	QB	Alabama
1947	Dec. 16, 1946	Chicago Bears	Bob Fenimore	HB	Oklahoma A&M
1946	Jan. 14	Boston Yanks	Frank Dancewicz	QB	Notre Dame
1945	April 6	Chicago Cardinals	Charley Trippi	HB	Georgia
1944	April 19	Boston Yanks	Angelo Bertelli	QB	Notre Dame
1943	April 8	Detroit Lions	Frank Sinkwich	HB	Georgia
1942	Dec. 22, 1941	Pittsburgh Steelers	Bill Dudley	HB	Virginia
1941	Dec. 10, 1940	Chicago Bears	Tom Harmon	HB	Michigan
1940	Dec. 9, 1939	Chicago Cardinals	George Cafego	HB	Tennessee
1939	Dec. 9, 1938	Chicago Cardinals	Ki Aldrich	C	TCU
1938	Dec. 11, 1937	Cleveland Rams	Corbett Davis	FB	Indiana
1937	Dec. 12, 1936	Philadelphia Eagles	Sam Francis	FB	Nebraska
1936	Feb. 8	Philadelphia Eagles	Jay Berwanger	HB	Chicago

*Note: From 1947 through 1958, the first selection in the draft was a Bonus pick, awarded to the winner of a random draw. That club, in turn, forfeited its last-round draft choice. The winner of the Bonus choice was eliminated from future draws. The system was abolished after 1958, by which time all clubs had received a Bonus choice.*

### DRAFT LOCATION HISTORY

Draft	Location	City	Draft	Location	City
1936	Ritz-Carlton	Philadelphia	2005	Jacob Javits Convention Center	New York
1937	Hotel Lincoln	New York	2006-14	Radio City Music Hall	New York
1938	Hotel Sherman	Chicago	2015-16	Auditorium Theatre at Roosevelt University	Chicago
1939	Hotel New Yorker	New York	2017	Benjamin Franklin Parkway	Philadelphia
1940	Schroeder Hotel	Milwaukee	2018	AT&T Stadium	Dallas
1941	Willard Hotel	Washington, D.C.	2019	Downtown Nashville	Nashville
1942-43	Palmer House	Chicago	2020	Virtual Draft (COVID-19 pandemic)	
1944	Warwick Hotel	Philadelphia	2021	Downtown Cleveland	Cleveland
1945-47	Hotel Commodore	New York	2022	Las Vegas Boulevard/surrounding areas	Las Vegas
1948	Hotel Fort Pitt	Pittsburgh	2023	Downtown Kansas City	Kansas City
1949-50	Bellevue-Stratford Hotel	Philadelphia	2024	Downtown Detroit	Detroit
1951	Blackstone Hotel	Chicago	2025	Lambeau Field/Green Bay	Green Bay
1952	Hotel Statler	New York			
1953-54	Bellevue-Stratford Hotel	Philadelphia			
1955	Warwick Hotel	New York			
1956	Bellevue-Stratford Hotel (Rounds 1-3)	Philadelphia			
	Ambassador Hotel (Rounds 4-30)	Los Angeles			
1957	Warwick Hotel (Rounds 1-4)	Philadelphia			
	Bellevue-Stratford Hotel (Rounds 5-30)	Philadelphia			
1958-61	Warwick Hotel	Philadelphia			
1962-64	Sheraton Hotel	Chicago			
1965-66	Summit Hotel	New York			
1967	Hotel Gotham	New York			
1968-71	Belmont Plaza Hotel	New York			
1972	Essex House	New York			
1973-74	Americana Hotel	New York			
1975	Hilton Hotel	New York			
1976-78	Roosevelt Hotel	New York			
1979	Waldorf	New York			
1980-83	Sheraton Hotel	New York			
1984-85	Omni Park Central Hotel	New York			
1986-94	Marriott Marquis	New York			
1995-2004	Theatre at Madison Square Garden	New York			

### NO. 1 DRAFT CHOICES BY POSITION

Quarterbacks:	39
Running Backs:	23
Defensive Linemen:	15
Offensive Linemen:	7
Wide Receivers:	6
Linebackers:	4
Defensive Backs:	1

### NFL DRAFT, NUMBER OF ROUNDS

1936:	9
1937:	10
1938-42:	22
1943-48:	32
1949:	25
1950-59:	30
1960-66:	20
1967-76:	17
1977-92:	12
1993:	8
1994-present:	7

## FIRST-ROUND SELECTIONS

*If club had no first-round selection, first player drafted is listed with round in parentheses.*

### ARIZONA CARDINALS

1936 Jim Lawrence, TCU, B  
 1937 Ray Buvuid, Marquette, B  
 1938 Jack Robbins, Arkansas, B  
 1939 Charles (Ki) Aldrich, TCU, C  
 1940 George Cafego, Tennessee, B  
 1941 John Kimbrough, Texas A&M, B  
 1942 Steve Lach, Duke, B  
 1943 Glenn Dobbs, Tulsa, B  
 1944 Pat Harder, Wisconsin, B  
 1945 Charley Trippi, Georgia, B  
 1946 Dub Jones, LSU, B  
 1947 DeWitt (Tex) Coulter, Army, T  
 1948 Jim Spavital, Oklahoma A&M, B  
 1949 Bill Fischer, Notre Dame, G  
 1950 Jack Jennings, Ohio State, T (2)  
 1951 Jerry Groom, Notre Dame, C  
 1952 Ollie Matson, San Francisco, B  
 1953 Johnny Olszewski, California, B  
 1954 Lamar McHan, Arkansas, B  
 1955 Max Boydston, Oklahoma, E  
 1956 Joe Chidress, Auburn, B  
 1957 Jerry Tubbs, Oklahoma, C  
 1958 King Hill, Rice, B  
 John David Crow, Texas A&M, B  
 1959 Bill Stacy, Mississippi State, B  
 1960 George Izo, Notre Dame, QB  
 1961 Ken Rice, Auburn, T  
 1962 Fate Echols, Northwestern, DT  
 Irv Goode, Kentucky, C  
 1963 Jerry Stovall, LSU, S  
 Don Brumm, Purdue, DE  
 1964 Ken Kortas, Louisville, DT  
 1965 Joe Namath, Alabama, QB  
 1966 Carl McAdams, Oklahoma, LB  
 1967 Dave Williams, Washington, WR  
 1968 MacArthur Lane, Utah State, RB  
 1969 Roger Wehrli, Missouri, DB  
 1970 Larry Stegert, Texas A&M, RB  
 1971 Norm Thompson, Utah, CB  
 1972 Ahmad Rashad, Oregon, RB-WR  
 1973 Dave Butz, Purdue, DT  
 1974 J.V. Cain, Colorado, TE  
 1975 Tim Gray, Texas A&M, DB  
 1976 Mike Dawson, Arizona, DT  
 1977 Steve Pisarkiewicz, Missouri, QB  
 1978 Steve Little, Arkansas, K  
 Ken Greene, Washington State, DB  
 1979 Ottis Anderson, Miami (Fla.), RB  
 1980 Curtis Greer, Michigan, DE  
 1981 E.J. Junior, Alabama, LB  
 1982 Luis Sharpe, UCLA, T  
 1983 Leonard Smith, McNeese State, DB  
 1984 Clyde Duncan, Tennessee, WR  
 1985 Freddie Joe Nunn, Mississippi, LB  
 1986 Anthony Bell, Michigan State, LB  
 1987 Kelly Stouffer, Colorado State, QB  
 1988 Ken Harvey, California, LB  
 1989 Eric Hill, LSU, LB  
 Joe Wolf, Boston College, G  
 1990 Anthony Thompson, Indiana, RB (2)  
 1991 Eric Swann, No College, DE  
 1992 Tony Sacca, Penn State, QB (2)  
 1993 Garrison Hearst, Georgia, RB  
 Ernest Dye, South Carolina, T  
 1994 Jamir Miller, UCLA, LB  
 1995 Frank Sanders, Auburn, WR (2)  
 1996 Simeon Rice, Illinois, DE  
 1997 Tom Knight, Iowa, DB  
 1998 Andre Wadsworth, Florida State, DE  
 1999 David Boston, Ohio State, WR  
 L.J. Shelton, Eastern Michigan, T

2000 Thomas Jones, Virginia, RB  
 2001 Leonard Davis, Texas, T  
 2002 Wendell Bryant, Wisconsin, DT  
 2003 Bryant Johnson, Penn State, WR  
 Calvin Pace, Wake Forest, DE  
 2004 Larry Fitzgerald, Pittsburgh, WR  
 2005 Antrel Rolle, Miami (Fla.), DB  
 2006 Matt Leinart, Southern California, QB  
 2007 Levi Brown, Penn State, T  
 2008 Dominique Rodgers-Cromartie, Tenn. St., DB  
 2009 Beanie Wells, Ohio State, RB  
 2010 Dan Williams, Tennessee, DT  
 2011 Patrick Peterson, LSU, DB  
 2012 Michael Floyd, Notre Dame, WR  
 2013 Jonathan Cooper, North Carolina, G  
 2014 Deone Bucannon, Washington State, DB  
 2015 D.J. Humphries, Florida, T  
 2016 Robert Nkemdiche, Mississippi, DT  
 2017 Haason Reddick, Temple, LB  
 2018 Josh Rosen, UCLA, QB  
 2019 Kyler Murray, Oklahoma, QB  
 2020 Isaiah Simmons, Clemson, LB  
 2021 Zaven Collins, Tulsa, LB  
 2022 Terry McBride, Colorado State, TE (2)  
 2023 Paris Johnson, Ohio State, T  
 2024 Marvin Harrison, Ohio State, WR  
 Darius Robinson, Missouri, DT

### ATLANTA FALCONS

1966 Tommy Nobis, Texas, LB  
 Randy Johnson, Texas A&I, QB  
 Leo Carroll, San Diego State, DE (2)  
 1968 Claude Humphrey, Tennessee State, DE  
 1969 George Kunz, Notre Dame, T  
 1970 John Small, Citadel, LB  
 1971 Joe Profit, Northeast Louisiana, RB  
 1972 Clarence Ellis, Notre Dame, DB  
 1973 Greg Marx, Notre Dame, DT (2)  
 1974 Gerald Tinker, Kent State, WR (2)  
 1975 Steve Bartkowski, California, QB  
 1976 Bubba Bean, Texas A&M, RB  
 1977 Warren Bryant, Kentucky, T  
 Wilson Faumuina, San Jose State, DT  
 Mike Kenn, Michigan, T  
 1979 Don Smith, Miami (Fla.), DE  
 1980 Junior Miller, Nebraska, TE  
 1981 Bobby Butler, Florida State, DB  
 1982 Gerald Riggs, Arizona State, RB  
 1983 Mike Pitts, Alabama, DE  
 1984 Rick Bryan, Oklahoma, DT  
 1985 Bill Fralic, Pittsburgh, T  
 1986 Tony Casillas, Oklahoma, NT  
 Tim Green, Syracuse, LB  
 1987 Chris Miller, Oregon, QB  
 1988 Aundray Bruce, Auburn, LB  
 1989 Deion Sanders, Florida State, DB  
 Shawn Collins, No. Arizona, WR  
 1990 Steve Broussard, Washington State, RB  
 1991 Bruce Pickens, Nebraska, DB  
 Mike Pritchard, Colorado, WR  
 1992 Bob Whitfield, Stanford, T  
 Tony Smith, So. Mississippi, RB  
 1993 Lincoln Kennedy, Washington, T  
 Bert Emanuel, Rice, WR (2)  
 1995 Devin Bush, Florida State, DB  
 1996 Shannon Brown, Alabama, DT (3)  
 1997 Michael Booker, Nebraska, DB  
 1998 Keith Brooking, Georgia Tech, LB  
 1999 Patrick Kerney, Virginia, DE  
 2000 Travis Claridge, Southern California, T (2)  
 2001 Michael Vick, Virginia Tech, QB  
 2002 T.J. Duckett, Michigan State, RB  
 2003 Bryan Scott, Penn State, DB (2)  
 2004 DeAngelo Hall, Virginia Tech, DB  
 Michael Jenkins, Ohio State, WR

2005 Roddy White, Ala.-Birmingham, WR  
 2006 Jimmy Williams, Virginia Tech, DB (2)  
 2007 Jamaal Anderson, Arkansas, DB  
 2008 Matt Ryan, Boston College, QB  
 Sam Baker, Southern California, T  
 2009 Peria Jerry, Mississippi, DT  
 2010 Sean Weatherspoon, Missouri, LB  
 2011 Julio Jones, Alabama, WR  
 2012 Peter Konz, Wisconsin, G (2)  
 2013 Desmond Trufant, Washington, DB  
 2014 Jake Matthews, Texas A&M, T  
 2015 Vic Beasley, Clemson, DE  
 2016 Keanu Neal, Florida, DB  
 2017 Takkarist McKinley, UCLA, DE  
 2018 Calvin Ridley, Alabama, WR  
 2019 Chris Lindstrom, Boston College, G  
 Kaleb McGary, Washington, T  
 2020 A.J. Terrell, Clemson, DB  
 2021 Kyle Pitts, Florida, TE  
 2022 Drake London, Southern California, WR  
 2023 Bijan Robinson, Texas, RB  
 2024 Michael Penix, Washington, QB

### BALTIMORE RAVENS

1996 Jonathan Ogden, UCLA, T  
 Ray Lewis, Miami (Fla.), LB  
 1997 Peter Boulware, Florida State, DE  
 1998 Duane Starks, Miami (Fla.), DB  
 1999 Chris McAlister, Arizona, DB  
 2000 Jamal Lewis, Tennessee, RB  
 Travis Taylor, Florida, WR  
 2001 Todd Heap, Arizona State, TE  
 2002 Ed Reed, Miami (Fla.), DB  
 2003 Terrell Suggs, Arizona State, DE  
 Kyle Boller, California, QB  
 2004 Dwan Edwards, Oregon State, DT (2)  
 2005 Mark Clayton, Oklahoma, WR  
 2006 Haloti Ngata, Oregon, DT  
 2007 Ben Grubbs, Auburn, G  
 2008 Joe Flacco, Delaware, QB  
 2009 Michael Oher, Mississippi, T  
 2010 Sergio Kindle, Texas, LB (2)  
 2011 Jimmy Smith, Colorado, DB  
 2012 Courtney Upshaw, Alabama, LB (2)  
 2013 Matt Elam, Florida, DB  
 2014 C.J. Mosley, Alabama, LB  
 2015 Breshad Perriman, Central Florida, WR  
 2016 Ronnie Stanley, Notre Dame, T  
 2017 Marlon Humphrey, Alabama, DB  
 2018 Hayden Hurst, South Carolina, TE  
 Lamar Jackson, Louisville, QB  
 2019 Marquise Brown, Oklahoma, WR  
 2020 Patrick Queen, LSU, LB  
 2021 Rashod Bateman, Minnesota, WR  
 Jayson Oweh, Penn State, LB  
 2022 Kyle Hamilton, Notre Dame, DB  
 Tyler Linderbaum, Iowa, C  
 2023 Zay Flowers, Boston College, WR  
 2024 Nate Wiggins, Clemson, DB

### BUFFALO BILLS

1960 Richie Lucas, Penn State, QB  
 1961 Ken Rice, Auburn, T  
 1962 Ernie Davis, Syracuse, RB  
 1963 Dave Behrman, Michigan State, C  
 1964 Carl Eller, Minnesota, DE  
 1965 Jim Davidson, Ohio State, T  
 1966 Mike Dennis, Mississippi, RB  
 1967 John Pitts, Arizona State, S  
 1968 Haven Moses, San Diego State, WR  
 1969 O.J. Simpson, Southern California, RB  
 1970 Al Cowlings, Southern California, DE  
 1971 J.D. Hill, Arizona State, WR  
 1972 Walt Patulski, Notre Dame, DE  
 1973 Paul Seymour, Michigan, TE  
 Joe DeLamielleure, Michigan State, G

# FIRST-ROUND SELECTIONS

1974 Reuben Gant, Oklahoma State, TE  
 1975 Tom Ruud, Nebraska, LB  
 1976 Mario Clark, Oregon, DB  
 1977 Phil Dokes, Oklahoma State, DT  
 1978 Terry Miller, Oklahoma State, RB  
 1979 Tom Cousineau, Ohio State, LB  
 Jerry Butler, Clemson, WR  
 1980 Jim Ritcher, North Carolina State, C  
 1981 Booker Moore, Penn State, RB  
 1982 Terry Tuttle, Clemson, WR  
 1983 Tony Hunter, Notre Dame, TE  
 Jim Kelly, Miami (Fla.), QB  
 1984 Greg Bell, Notre Dame, RB  
 1985 Bruce Smith, Virginia Tech, DE  
 Derrick Burroughs, Memphis State, DB  
 1986 Ronnie Harmon, Iowa, RB  
 Will Wolford, Vanderbilt, T  
 1987 Shane Conlan, Penn State, LB  
 1988 Thurman Thomas, Oklahoma State, RB (2)  
 1989 Don Beebe, Chadron, Neb., WR (3)  
 1990 James Williams, Fresno State, DB  
 1991 Henry Jones, Illinois, DB  
 1992 John Fina, Arizona, T  
 1993 Thomas Smith, North Carolina, DB  
 1994 Jeff Burris, Notre Dame, DB  
 1995 Ruben Brown, Pittsburgh, G  
 1996 Eric Moulds, Mississippi State, WR  
 1997 Antowain Smith, Houston, RB  
 1998 Sam Cowart, Florida State, LB (2)  
 1999 Antoine Winfield, Ohio State, DB  
 2000 Erik Flowers, Arizona State, DE  
 2001 Nate Clements, Ohio State, DB  
 2002 Mike Williams, Texas, T  
 2003 Willis McGahee, Miami (Fla.), RB  
 2004 Lee Evans, Wisconsin, WR  
 J.P. Losman, Tulane, QB  
 2005 Roscoe Parrish, Miami (Fla.), WR (2)  
 2006 Donte' Whitner, Ohio State, DB  
 John McCargo, North Carolina State, DT  
 Marshawn Lynch, California, RB  
 2008 Leodis McKelvin, Troy, DB  
 2009 Aaron Maybin, Penn State, DE  
 Eric Wood, Louisville, C  
 2010 C.J. Spiller, Clemson, RB  
 2011 Marcell Dareus, Alabama, DT  
 2012 Stephon Gilmore, South Carolina, DB  
 2013 E.J. Manuel, Florida State, QB  
 2014 Sammy Watkins, Clemson, WR  
 2015 Ronald Darby, Florida State, DB (2)  
 2016 Shaq Lawson, Clemson, DE  
 2017 Tre Davious White, LSU, DB  
 2018 Josh Allen, Wyoming, QB  
 Tremaine Edmunds, Virginia Tech, LB  
 2019 Ed Oliver, Houston, DT  
 2020 A.J. Epenesa, Iowa, DE (2)  
 2021 Gregory Rousseau, Miami (Fla.), DE  
 2022 Kaiir Elam, Florida, DB  
 2023 Dalton Kincaid, Utah, TE  
 2024 Keon Coleman, Florida State, WR (2)

## CAROLINA PANTHERS

1995 Kerry Collins, Penn State, QB  
 Tyrone Poole, Ft. Valley State, DB  
 Blake Brockermeyer, Texas, T  
 1996 Tim Biakabutuka, Michigan, RB  
 1997 Rae Carruth, Colorado, WR  
 1998 Jason Peter, Nebraska, DT  
 1999 Chris Terry, Georgia, T (2)  
 2000 Rashard Anderson, Jackson State, DB  
 2001 Dan Morgan, Miami (Fla.), LB  
 2002 Julius Peppers, North Carolina, DE  
 2003 Jordan Gross, Utah, T  
 2004 Chris Gamble, Ohio State, DB  
 2005 Thomas Davis, Georgia, DB  
 2006 DeAngelo Williams, Memphis, RB

2007 Jon Beason, Miami (Fla.), LB  
 2008 Jonathan Stewart, Oregon, RB  
 Jeff Otah, Pittsburgh, T  
 2009 Everett Brown, Florida State, DE (2)  
 2010 Jimmy Clausen, Notre Dame, QB (2)  
 2011 Cam Newton, Auburn, QB  
 2012 Luke Kuechly, Boston College, LB  
 2013 Star Lotulelei, Utah, DT  
 2014 Kelvin Benjamin, Florida State, WR  
 2015 Shaq Thompson, Washington, LB  
 2016 Vernon Butler, Louisiana Tech, DT  
 2017 Christian McCaffrey, Stanford, RB  
 2018 D.J. Moore, Maryland, WR  
 2019 Brian Burns, Florida State, DE  
 2020 Derrick Brown, Auburn, DT  
 2021 Jaycee Horn, South Carolina, DB  
 2022 Ikem Ekwonu, North Carolina State, T  
 2023 Bryce Young, Alabama, QB  
 2024 Xavier Legette, South Carolina, WR

## CHICAGO BEARS

1936 Joe Stydahar, West Virginia, T  
 1937 Les McDonald, Nebraska, E  
 1938 Joe Gray, Oregon State, B  
 1939 Sid Luckman, Columbia, QB  
 Bill Osmanski, Holy Cross, B  
 1940 Clyde (Bulldog) Turner, Hardin-Simmons, C  
 1941 Tom Harmon, Michigan, B  
 Norm Standlee, Stanford, B  
 Don Scott, Ohio State, B  
 1942 Frankie Albert, Stanford, B  
 1943 Bob Steber, Missouri, B  
 1944 Ray Evans, Kansas, B  
 1945 Don Lund, Michigan, B  
 1946 Johnny Lujack, Notre Dame, QB  
 1947 Bob Fenimore, Oklahoma State, B  
 Don Kindt, Wisconsin, B  
 1948 Bobby Layne, Texas, QB  
 Max Bumgardner, Texas, E  
 1949 Dick Harris, Texas, C  
 1950 Chuck Hunsinger, Florida, B  
 Fred Morrison, Ohio State, B  
 1951 Bob Williams, Notre Dame, B  
 Billy Stone, Bradley, B  
 Gene Schroeder, Virginia, E  
 Jim Dooley, Miami (Fla.), B  
 1953 Billy Anderson, Compton (Calif.) J.C., B  
 1954 Stan Wallace, Illinois, B  
 1955 Ron Drzewiecki, Marquette, E  
 1956 Menan (Tex) Schriewer, Texas, E  
 1957 Earl Leggett, LSU, T  
 1958 Chuck Howley, West Virginia, G  
 1959 Don Clark, Ohio State, B  
 1960 Roger Davis, Syracuse, G  
 1961 Mike Ditka, Pittsburgh, E  
 1962 Ronnie Bull, Baylor, RB  
 1963 Dave Behrman, Michigan State, C  
 1964 Dick Evey, Tennessee, DT  
 1965 Dick Butkus, Illinois, LB  
 Gale Sayers, Kansas, RB  
 Steve DeLong, Tennessee, T  
 1966 George Rice, LSU, DT  
 1967 Loyd Phillips, Arkansas, DE  
 1968 Mike Hull, Southern California, RB  
 1969 Rufus Mayes, Ohio State, T  
 1970 George Farmer, UCLA, WR (3)  
 1971 Joe Moore, Missouri, RB  
 1972 Lionel Antoine, Southern Illinois, T  
 Craig Clemmons, Iowa, DB  
 1973 Wally Chambers, Eastern Kentucky, DE  
 1974 Waymond Bryant, Tennessee State, LB  
 Dave Gallagher, Michigan, DT  
 1975 Walter Payton, Jackson State, RB  
 1976 Dennis Lick, Wisconsin, T  
 1977 Ted Albrecht, California, T

1978 Brad Shearer, Texas, DT (3)  
 1979 Dan Hampton, Arkansas, DT  
 Al Harris, Arizona State, DE  
 1980 Otis Wilson, Louisville, LB  
 1981 Keith Van Home, Southern California, T  
 1982 Jim McMahon, Brigham Young, QB  
 1983 Jim Covert, Pittsburgh, T  
 Willie Gault, Tennessee, WR  
 1984 Wilber Marshall, Florida, LB  
 1985 William Perry, Clemson, DT  
 1986 Neal Anderson, Florida, RB  
 1987 Jim Harbaugh, Michigan, QB  
 1988 Brad Muster, Stanford, RB  
 Wendell Davis, LSU, WR  
 1989 Donnell Woolford, Clemson, DB  
 Tracee Armstrong, Florida, DE  
 1990 Mark Carrier, Southern California, DB  
 1991 Stan Thomas, Texas, T  
 1992 Alonzo Spellman, Ohio State, DE  
 1993 Curtis Conway, Southern California, WR  
 1994 John Thiery, Alcorn State, DE  
 1995 Rashaan Salaam, Colorado, RB  
 1996 Walt Harris, Mississippi State, DB  
 1997 John Alired, Southern California, TE (2)  
 1998 Curtis Enis, Penn State, RB  
 1999 Cade McNow, UCLA, QB  
 2000 Brian Urlacher, New Mexico, LB  
 2001 David Terrell, Michigan, WR  
 2002 Marc Colombo, Boston College, T  
 2003 Michael Haynes, Penn State, DE  
 Rex Grossman, Florida, QB  
 2004 Tommie Harris, Oklahoma, DT  
 2005 Cedric Benson, Texas, RB  
 2006 Danieal Manning, Abilene Christian, DB (2)  
 2007 Greg Olsen, Miami (Fla.), TE  
 2008 Chris Williams, Vanderbilt, T  
 2009 Jarron Gilbert, San Jose State, DT (3)  
 2010 Major Wright, Florida, DB (3)  
 2011 Gabe Carimi, Wisconsin, T  
 2012 Shea McClellin, Boise State, DE  
 2013 Kyle Long, Oregon, G  
 2014 Kyle Fuller, Virginia Tech, DB  
 2015 Kevin White, West Virginia, WR  
 2016 Leonard Floyd, Georgia, LB  
 2017 Mitchell Trubisky, North Carolina, QB  
 2018 Roquan Smith, Georgia, LB  
 2019 David Montgomery, Iowa State, RB (3)  
 2020 Cole Kmet, Notre Dame, TE (2)  
 2021 Justin Fields, Ohio State, QB  
 2022 Kyler Gordon, Washington, DB (2)  
 2023 Darnell Wright, Tennessee, T  
 2024 Caleb Williams, Southern California, QB  
 Rome Odunze, Washington, WR

## CINCINNATI BENGALS

1968 Bob Johnson, Tennessee, C  
 1969 Greg Cook, Cincinnati, DT  
 1970 Mike Reid, Penn State, QB  
 1971 Vernon Holland, Tennessee State, T  
 1972 Sherman White, California, DE  
 1973 Isaac Curtis, San Diego State, WR  
 1974 Bill Kollar, Montana State, DT  
 1975 Glenn Cameron, Florida, LB  
 1976 Billy Brooks, Oklahoma, WR  
 Archie Griffin, Ohio State, RB  
 1977 Eddie Edwards, Miami (Fla.), DT  
 Wilson Whitley, Houston, DT  
 Mike Cobb, Michigan State, TE  
 1978 Ross Browner, Notre Dame, DT  
 Blair Bush, Washington, C  
 1979 Jack Thompson, Washington State, QB  
 Charles Alexander, LSU, RB  
 1980 Anthony Muñoz, Southern California, T  
 1981 David Verser, Kansas, WR  
 1982 Glen Collins, Mississippi State, DE

## FIRST-ROUND SELECTIONS

1983 Dave Rimington, Nebraska, C	1970 Mike Phipps, Purdue, QB	1970 Duane Thomas, West Texas State, RB
1984 Ricky Hunley, Arizona, LB	Bob McKay, Texas, T	1971 Tody Smith, Southern California, DE
Pete Koch, Maryland, DE	1971 Clarence Scott, Kansas State, CB	1972 Bill Thomas, Boston College, RB
Brian Blados, North Carolina, T	1972 Thom Darden, Michigan, DB	1973 Billy Joe DuPree, Michigan State, TE
1985 Eddie Brown, Miami (Fla.), WR	1973 Steve Holden, Arizona State, WR	1974 Ed (Too Tall) Jones, Tennessee State, DE
Emanuel King, Alabama, LB	Pete Adams, Southern California, T	Charley Young, North Carolina State, RB
1986 Joe Kelly, Washington, LB	1974 Billy Corbett, Johnson C. Smith, T (2)	1975 Randy White, Maryland, LB
Tim McGee, Tennessee, WR	1975 Mack Mitchell, Houston, DE	Thomas Henderson, Langston, LB
1987 Jason Buck, Brigham Young, DE	1976 Mike Pruitt, Purdue, RB	Aaron Kyle, Wyoming, DB
1988 Rickey Dixon, Oklahoma, DB	1977 Robert Jackson, Texas A&M, LB	1977 Tony Dorsett, Pittsburgh, RB
1989 Eric Ball, UCLA, RB (2)	1978 Clay Matthews, Southern California, LB	1978 Larry Bethea, Michigan State, DE
1990 James Francis, Baylor, LB	Ozzie Newsome, Alabama, TE	1979 Robert Shaw, Tennessee, C
1991 Alfred Williams, Colorado, LB	1979 Willis Adams, Houston, WR	1980 Bill Roe, Colorado, LB (3)
1992 David Klingler, Houston, QB	1980 Charles White, Southern California, RB	1981 Howard Richards, Missouri, T
Darryl Williams, Miami (Fla.), DB	1981 Hanford Dixon, So. Mississippi, DB	1982 Rod Hill, Kentucky State, DB
1993 John Copeland, Alabama, DE	1982 Chip Banks, Southern California, LB	1983 Jim Jeffcoat, Arizona State, DE
1994 Dan Wilkinson, Ohio State, DT	1983 Ron Brown, Arizona State, WR (2)	1984 Billy Cannon, Jr., Texas A&M, LB
1995 Ki-Jana Carter, Penn State, RB	1984 Don Rogers, UCLA, DB	1985 Kevin Brooks, Michigan, DE
1996 Willie Anderson, Auburn, T	1985 Greg Allen, Florida State, RB (2)	1986 Mike Sherrard, UCLA, WR
1997 Reinard Wilson, Florida State, LB	1986 Webster Slaughter, San Diego State, WR (2)	1987 Danny Noonan, Nebraska, DT
1998 Takeo Spikes, Auburn, LB	1987 Mike Junkin, Duke, LB	1988 Michael Irvin, Miami (Fla.), WR
Brian Simmons, North Carolina, LB	1988 Clifford Charlton, Florida, LB	1989 Troy Aikman, UCLA, QB
1999 Akili Smith, Oregon, QB	1989 Eric Metcalf, Texas, RB	1990 Emmitt Smith, Florida, RB
2000 Peter Warrick, Florida State, WR	1990 Leroy Hoard, Michigan, RB (2)	1991 Russell Maryland, Miami (Fla.), DT
2001 Justin Smith, Missouri, DE	1991 Eric Turner, UCLA, DB	Alvin Harper, Tennessee, WR
2002 Levi Jones, Arizona State, T	1992 Tommy Vardell, Stanford, RB	Kevin Pritchett, Mississippi, DT
2003 Carson Palmer, Southern California, QB	1993 Steve Everitt, Michigan, C	1992 Kevin Smith, Texas A&M, DB
2004 Chris Perry, Michigan, RB	1994 Antonio Langham, Alabama, DB	Robert Jones, East Carolina, LB
2005 David Pollack, Georgia, LB	Derrick Alexander, Michigan, WR	1993 Kevin Williams, Miami (Fla.), WR (2)
2006 Johnathan Joseph, South Carolina, DB	1995 Craig Powell, Ohio State, LB	1994 Shante Carver, Arizona State, DE
2007 Leon Hall, Michigan, DB	1999 Tim Couch, Kentucky, QB	1995 Sherman Williams, Alabama, RB (2)
2008 Keith Rivers, Southern California, LB	2000 Courtney Brown, Penn State, DE	1996 Kavika Pittman, McNeese State, DE (2)
2009 Andre Smith, Alabama, T	2001 Gerard Warren, Florida, DT	1997 David LaFleur, LSU, TE
2010 Jermaine Gresham, Oklahoma, TE	2002 William Green, Boston College, RB	1998 Greg Ellis, North Carolina, DE
2011 A.J. Green, Georgia, WR	2003 Jeff Faine, Norte Dame, C	1999 Ebenezer Ekuban, North Carolina, DE
2012 Dre Kirkpatrick, Alabama, DB	2004 Kellen Winslow, Miami (Fla.), TE	2000 Wayne Goodrich, Tennessee, DB (2)
Kevin Zeitler, Wisconsin, G	2005 Braylon Edwards, Michigan, WR	2001 Quincy Carter, Georgia, QB (2)
2013 Tyler Eifert, Notre Dame, TE	2006 Kamerion Wimbley, Florida State, DE	2002 Roy Williams, Oklahoma, DB
2014 Darqueze Dennard, Michigan State, DB	2007 Joe Thomas, Wisconsin, T	2003 Terence Newman, Kansas State, DB
2015 Cedric Ogbuehi, Texas A&M, T	Brady Quinn, Notre Dame, QB	2004 Julius Jones, Notre Dame, RB (2)
2016 William Jackson III, Houston, DB	2008 Beau Bell, Nevada-Las Vegas, LB (4)	2005 DeMarcus Ware, Troy, DE
2017 John Ross, Washington, WR	2009 Alex Mack, California, C	Marcus Spears, LSU, DE
2018 Billy Price, Ohio State, C	2010 Joe Haden, Florida, DB	2006 Bobby Carpenter, Ohio State, LB
2019 Jonah Williams, Alabama, T	2011 Phil Taylor, Baylor, DT	2007 Anthony Spencer, Purdue, LB
2020 Joe Burrow, LSU, QB	2012 Trent Richardson, Alabama, RB	2008 Felix Jones, Arkansas, RB
2021 Ja'Marr Chase, LSU, WR	Brandon Weeden, Oklahoma State, QB	Mike Jenkins, South Florida, DB
2022 Daxton Hill, Michigan, DB	2013 Barkevious Mingo, LSU, DE	2009 Jason Williams, Western Illinois, LB (3)
2023 Myles Murphy, Clemson, DE	2014 Justin Gilbert, Oklahoma State, DB	2010 Dez Bryant, Oklahoma State, WR
2024 Amarius Mims, Georgia, T	Johnny Manziel, Texas A&M, QB	2011 Tyron Smith, Southern California, T
<b>CLEVELAND BROWNS</b>	2015 Danny Shelton, Washington, DT	2012 Morris Claiborne, LSU, DB
1950 Ken Carpenter, Oregon State, B	Cameron Erving, Florida State, G	2013 Travis Frederick, Wisconsin, C
1951 Ken Konz, LSU, B	2016 Corey Coleman, Baylor, WR	2014 Zack Martin, Notre Dame, G
1952 Bert Rechichar, Tennessee, DB	2017 Myles Garrett, Texas A&M, DE	2015 Byron Jones, Connecticut, DB
Harry Agganis, Boston U., QB	Jabrill Peppers, Michigan, DB	2016 Ezekiel Elliott, Ohio State, RB
1953 Doug Atkins, Tennessee, DE	David Njoku, Miami (Fla.), TE	2017 Taco Charlton, Michigan, DE
1954 Bobby Garrett, Stanford, QB	2018 Baker Mayfield, Oklahoma, QB	2018 Leighton Vander Esch, Boise State, LB
John Bauer, Illinois, G	Denzel Ward, Ohio State, CB	2019 Trysten Hill, Central Florida, DT (2)
1955 Kurt Burris, Oklahoma, C	2019 Greedy Williams, LSU, DB (2)	2020 CedDee Lamb, Oklahoma, WR
1956 Preston Carpenter, Arkansas, B	2020 Jerrick Wills, Alabama, T	2021 Micah Parsons, Penn State, LB
1957 Jim Brown, Syracuse, RB	2021 Greg Newsome, Northwestern, DB	2022 Tyler Smith, Tulsa, T
1958 Jim Shofner, TCU, DB	2022 Martin Emerson, Mississippi State, DB (3)	2023 Mazi Smith, Michigan, DT
1959 Rich Kreitling, Illinois, DE	2023 Cedric Tillman, Tennessee, WR (3)	2024 Tyler Guyton, Oklahoma, T
1960 Jim Houston, Ohio State, DE	2024 Michael Hall, Ohio State, DT (2)	
1961 Bobby Crespino, Mississippi, TE	<b>DALLAS COWBOYS</b>	<b>DENVER BRONCOS</b>
1962 Gary Collins, Maryland, WR	1960 None	1960 Roger LeClerc, Trinity, Conn., C
Leroy Jackson, Western Illinois, RB	1961 Bob Lilly, TCU, DT	1961 Bob Gaiters, New Mexico State, RB
1963 Tom Hutchinson, Kentucky, WR	1962 Sonny Gibbs, TCU, QB (2)	1962 Merlin Olsen, Utah State, DT
1964 Paul Warfield, Ohio State, WR	1963 Lee Roy Jordan, Alabama, LB	1963 Kermit Alexander, UCLA, CB
1965 James Garcia, Purdue, T (2)	1964 Scott Appleton, Texas, DT	1964 Bob Brown, Nebraska, T
1966 Milt Morin, Massachusetts, TE	1965 Craig Morton, California, QB	1965 Dick Butkus, Illinois, LB (2)
1967 Bob Matheson, Duke, LB	1966 Phil Niland, Iowa, G	1966 Jerry Shay, Purdue, DT
1968 Marvin Upshaw, Trinity, Tex., DT-DE	1967 John Clark, Northwestern, DB (3)	1967 Floyd Little, Syracuse, RB
1969 Ron Johnson, Michigan, RB	1968 Dennis Homan, Alabama, WR	1968 Curly Culp, Arizona State, DE (2)
	1969 Calvin Hill, Yale, RB	1969 Grady Cavness, Texas-El Paso, DB (2)
		1970 Bob Anderson, Colorado, RB

# FIRST-ROUND SELECTIONS

1971 Marv Montgomery, Southern California, T  
 1972 Riley Odums, Houston, TE  
 1973 Otis Armstrong, Purdue, RB  
 1974 Randy Gradishar, Ohio State, LB  
 1975 Louis Wright, San Jose State, DB  
 1976 Tom Glassic, Virginia, G  
 1977 Steve Schindler, Boston College, G  
 1978 Don Latimer, Miami (Fla.), DT  
 1979 Kelvin Clark, Nebraska, T  
 1980 Rulon Jones, Utah State, DE (2)  
 1981 Dennis Smith, Southern California, DB  
 1982 Gerald Willhite, San Jose State, RB  
 1983 Chris Hinton, Northwestern, G  
 1984 Andre Townsend, Mississippi, DE (2)  
 1985 Steve Sewell, Oklahoma, RB  
 1986 Jim Juriga, Illinois, T (4)  
 1987 Ricky Nattiel, Florida, WR  
 1988 Ted Gregory, Syracuse, NT  
 1989 Steve Atwater, Arkansas, DB  
 1990 Alton Montgomery, Houston, DB (2)  
 1991 Mike Croel, Nebraska, LB  
 1992 Tommy Maddox, UCLA, QB  
 1993 Dan Williams, Toledo, DE  
 1994 Allen Aldridge, Houston, LB (2)  
 1995 Jamie Brown, Florida A&M, T (4)  
 1996 John Mobley, Kutztown, LB  
 1997 Trevor Pryce, Clemson, DT  
 1998 Marcus Nash, Tennessee, WR  
 1999 Al Wilson, Tennessee, LB  
 2000 Deltha O'Neal, California, DB  
 2001 Willie Middlebrooks, Minnesota, DB  
 2002 Ashley Lelie, Hawaii, WR  
 2003 George Foster, Georgia, T  
 2004 D.J. Williams, Miami (Fla.), LB  
 2005 Darrent Williams, Oklahoma State, DB (2)  
 2006 Jay Cutler, Vanderbilt, QB  
 2007 Jarvis Moss, Florida, DE  
 2008 Ryan Clady, Boise State, T  
 2009 Knowshon Moreno, Georgia, RB  
 Robert Ayers, Tennessee, DE  
 2010 Demaryius Thomas, Georgia Tech, WR  
 Tim Tebow, Florida, QB  
 2011 Von Miller, Texas A&M, LB  
 2012 Derek Wolfe, Cincinnati, DT (2)  
 2013 Sylvester Williams, North Carolina, DT  
 2014 Bradley Roby, Ohio State, DB  
 2015 Shane Ray, Missouri, DE  
 2016 Paxton Lynch, Memphis, QB  
 2017 Garrett Bolles, Utah, T  
 2018 Bradley Chubb, North Carolina State, DE  
 2019 Noah Fant, Iowa, TE  
 2020 Jerry Jeudy, Alabama, WR  
 2021 Patrick Surtain, Alabama, DB  
 2022 Nik Bonitto, Oklahoma, LB (2)  
 2023 Marvin Mims, Oklahoma, WR (2)  
 2024 Bo Nix, Oregon, QB

## DETROIT LIONS

1936 Sid Wagner, Michigan State, G  
 1937 Lloyd Cardwell, Nebraska, B  
 1938 Alex Wojciechowicz, Fordham, C  
 1939 John Pingel, Michigan State, B  
 1940 Doyle Nave, Southern California, B  
 1941 Jim Thomason, Texas A&M, B  
 1942 Bob Westfall, Michigan, B  
 1943 Frank Sinkwich, Georgia, B  
 1944 Otto Graham, Northwestern, B  
 1945 Frank Szymanski, Notre Dame, C  
 1946 Bill Dellastatous, Missouri, B  
 1947 Glenn Davis, Army, B  
 1948 Y.A. Tittle, LSU, B  
 1949 John Rauch, Georgia, B  
 1950 Leon Hart, Notre Dame, E  
 Joe Watson, Rice, C  
 1951 Dick Stanfel, San Francisco, G (2)

1952 Yale Lary, Texas A&M, B (3)  
 1953 Harley Sewell, Texas, G  
 1954 Dick Chapman, Rice, T  
 1955 Dave Middleton, Auburn, B  
 1956 Hopalong Cassidy, Ohio State, B  
 1957 Bill Glass, Baylor, G  
 1958 Alex Karras, Iowa, T  
 1959 Nick Pietrosante, Notre Dame, B  
 1960 John Robinson, LSU, S  
 1961 Danny LaRose, Missouri, T (2)  
 1962 John Hadl, Kansas, QB  
 1963 Daryl Sanders, Ohio State, T  
 1964 Pete Beathard, Southern California, QB  
 1965 Tom Nowatzke, Indiana, RB  
 1966 Nick Eddy, Notre Dame, RB (2)  
 1967 Mel Farr, UCLA, RB  
 1968 Greg Landry, Massachusetts, QB  
 Earl McCullough, Southern California, WR  
 1969 Altie Taylor, Utah State, RB (2)  
 1970 Steve Owens, Oklahoma, RB  
 1971 Bob Bell, Cincinnati, DT  
 1972 Herb Orvis, Colorado, DE  
 1973 Ernie Pinner, Texas A&I, DE  
 1974 Ed O'Neil, Penn State, LB  
 1975 Lynn Boden, South Dakota State, G  
 1976 James Hunter, Grambling, DB  
 Lawrence Gaines, Wyoming, RB  
 1977 Walt Williams, New Mexico State, DB (2)  
 1978 Luther Bradley, Notre Dame, DB  
 1979 Keith Dorney, Penn State, T  
 1980 Billy Sims, Oklahoma, RB  
 1981 Mark Nichols, San Jose State, WR  
 1982 Jimmy Williams, Nebraska, LB  
 1983 James Jones, Florida, RB  
 1984 David Lewis, California, TE  
 1985 Lomas Brown, Florida, T  
 1986 Chuck Long, Iowa, QB  
 1987 Reggie Rogers, Washington, DE  
 1988 Bennie Blades, Miami (Fla.), DB  
 1989 Barry Sanders, Oklahoma State, RB  
 1990 Andre Ware, Houston, QB  
 1991 Herman Moore, Virginia, WR  
 1992 Robert Porcher, South Carolina State, DE  
 1993 Ryan McNeil, Miami (Fla.), DB (2)  
 1994 Johnnie Morton, Southern California, WR  
 1995 Luther Elliss, Utah, DT  
 1996 Reggie Brown, Texas A&M, LB  
 Jeff Hartings, Penn State, G  
 1997 Bryant Westbrook, Texas, DB  
 1998 Terry Fair, Tennessee, DB  
 1999 Chris Claiborne, Southern California, LB  
 Aaron Gibson, Wisconsin, T  
 2000 Stockar McDougle, Oklahoma, T  
 2001 Jeff Backus, Michigan, T  
 2002 Joey Harrington, Oregon, QB  
 2003 Charles Rogers, Michigan State, WR  
 2004 Roy Williams, Texas, WR  
 Kevin Jones, Virginia Tech, RB  
 2005 Mike Williams, So. California, WR  
 2006 Ernie Sims, Florida State, LB  
 2007 Calvin Johnson, Georgia Tech, WR  
 2008 Gosder Cherilus, Boston College, T  
 2009 Matthew Stafford, Georgia, QB  
 Brandon Pettigrew, Oklahoma State, TE  
 2010 Ndamukong Suh, Nebraska, DT  
 Jahvid Best, California, RB  
 2011 Nick Fairley, Auburn, DT  
 2012 Riley Reiff, Iowa, T  
 2013 Ezekiel Ansah, Brigham Young, DE  
 2014 Eric Ebron, North Carolina, TE  
 2015 Laken Tomlinson, Duke, G  
 2016 Taylor Decker, Ohio State, T  
 2017 Jarrad Davis, Florida, LB  
 2018 Frank Ragnow, Arkansas, C  
 2019 T.J. Hockenson, Iowa, TE

2020 Jeff Okudah, Ohio State, DB  
 2021 Penei Sewell, Oregon, T  
 2022 Aidan Hutchinson, Michigan, DE  
 Jameson Williams, Alabama, WR  
 2023 Jahmyr Gibbs, Alabama, RB  
 Jack Campbell, Iowa, LB  
 2024 Terrion Arnold, Alabama, DB

## GREEN BAY PACKERS

1936 Russ Letlow, San Francisco, G  
 1937 Eddie Jankowski, Wisconsin, B  
 1938 Cecil Isbell, Purdue, B  
 1939 Larry Buhler, Minnesota, B  
 1940 Harold Van Every, Minnesota, B  
 1941 George Pasvank, Wisconsin, B  
 1942 Urban Odson, Minnesota, T  
 1943 Dick Wildung, Minnesota, T  
 1944 Merv Pregulman, Michigan, G  
 1945 Walt Schlinkman, Texas Tech, B  
 1946 Johnny Strzykalski, Marquette, B  
 1947 Ernie Case, UCLA, B  
 1948 Earl (Jug) Girard, Wisconsin, B  
 1949 Stan Heath, Nevada, B  
 1950 Clayton Tonnenacker, Minnesota, C  
 1951 Bob Gain, Kentucky, T  
 1952 Babe Parilli, Kentucky, QB  
 1953 Al Carmichael, Southern California, B  
 1954 Art Hunter, Notre Dame, T  
 Veryl Switzer, Kansas State, B  
 1955 Tom Bettis, Purdue, G  
 1956 Jack Losch, Miami (Fla.), B  
 1957 Paul Hornung, Notre Dame, B  
 Ron Kramer, Michigan, E  
 1958 Dan Currie, Michigan State, C  
 1959 Randy Duncan, Iowa, B  
 1960 Tom Moore, Vanderbilt, RB  
 1961 Herb Adderley, Michigan State, CB  
 1962 Earl Gros, LSU, RB  
 1963 Dave Robinson, Penn State, LB  
 1964 Lloyd Voss, Nebraska, DT  
 1965 Donny Anderson, Texas Tech, RB  
 Lawrence Elkins, Baylor, E  
 1966 Jim Grabowski, Illinois, RB  
 Gale Gillingham, Minnesota, T  
 1967 Bob Hyland, Boston College, C  
 Don Horn, San Diego State, QB  
 1968 Fred Carr, Texas-El Paso, LB  
 Bill Lueck, Arizona, G  
 1969 Rich Moore, Villanova, DT  
 1970 Mike McCoy, Notre Dame, DT  
 Rich McGeorge, Elon, TE  
 1971 John Brockington, Ohio State, RB  
 1972 Willie Buchanan, San Diego State, DB  
 Jerry Tagge, Nebraska, QB  
 1973 Barry Smith, Florida State, WR  
 1974 Barty Smith, Richmond, RB  
 1975 Bill Bain, Southern California, G (2)  
 1976 Mark Koncar, Colorado, T  
 1977 Mike Butler, Kansas, DE  
 Ezra Johnson, Morris Brown, DE  
 1978 James Lofton, Stanford, WR  
 John Anderson, Michigan, LB  
 1979 Eddie Lee Ivey, Georgia Tech, RB  
 1980 Bruce Clark, Penn State, DE  
 George Cumby, Oklahoma, LB  
 Rich Campbell, California, QB  
 1982 Ron Hallstrom, Iowa, G  
 1983 Tim Lewis, Pittsburgh, DB  
 1984 Alphonso Carreker, Florida State, DE  
 1985 Ken Ruetters, Southern California, T  
 1986 Kenneth Davis, TCU, RB (2)  
 1987 Brent Fullwood, Auburn, RB  
 1988 Sterling Sharpe, South Carolina, WR  
 1989 Tony Mandarich, Michigan State, T

## FIRST-ROUND SELECTIONS

1990 Tony Bennett, Mississippi, LB  
Darrell Thompson, Minnesota, RB  
1991 Vinnie Clark, Ohio State, DB  
1992 Terrell Buckley, Florida State, DB  
1993 Wayne Simmons, Clemson, LB  
George Teague, Alabama, DB  
1994 Aaron Taylor, Notre Dame, T  
1995 Craig Newsome, Arizona State, DB  
1996 John Michels, Southern California, T  
1997 Ross Verba, Iowa, T  
1998 Vonnie Holliday, North Carolina, DT  
1999 Antuan Edwards, Clemson, DB  
2000 Bubba Franks, Miami (Fla.), TE  
2001 Jamal Reynolds, Florida State, DE  
2002 Javon Walker, Florida State, WR  
2003 Nick Barnett, Oregon State, LB  
2004 Ahmad Carroll, Arkansas, DB  
2005 Aaron Rodgers, California, QB  
2006 A.J. Hawk, Ohio State, LB  
2007 Justin Harrell, Tennessee, DT  
2008 Jordy Nelson, Kansas State, WR (2)  
2009 B.J. Raji, Boston College, DT  
Clay Matthews, Southern California, LB  
2010 Bryan Bulaga, Iowa, T  
2011 Derek Sherrod, Mississippi State, T  
2012 Nick Perry, Southern California, LB  
2013 Datone Jones, UCLA, DE  
2014 Ha Ha Clinton-Dix, Alabama, DB  
2015 Damarious Randall, Arizona State, DB  
2016 Kenny Clark, UCLA, DT  
2017 Kevin King, Washington, DB (2)  
2018 Jaire Alexander, Louisville, CB  
2019 Rashaan Gary, Michigan, LB  
Darnell Savage, Maryland, DB  
Jordan Love, Utah State, QB  
2020 Eric Stokes, Georgia, DB  
2021 Quay Walker, Georgia, LB  
Devonte Wyatt, Georgia, DT  
2022 Lukas Van Ness, Iowa, LB  
2023 Jordan Morgan, Arizona, T

### HOUSTON TEXANS

2002 David Carr, Fresno State, QB  
2003 Andre Johnson, Miami (Fla.), WR  
2004 Dunta Robinson, South Carolina, DB  
Jason Babin, Western Michigan, LB  
2005 Travis Johnson, Florida State, DE  
2006 Mario Williams, North Carolina State, DE  
2007 Amobi Okoye, Louisville, DT  
2008 Duane Brown, Virginia Tech, T  
2009 Brian Cushing, Southern California, LB  
2010 Kareem Jackson, Alabama, DB  
2011 J.J. Watt, Wisconsin, DE  
2012 Whitney Mercilus, Illinois, LB  
2013 DeAndre Hopkins, Clemson, WR  
2014 Jadeveon Clowney, South Carolina, DE  
2015 Kevin Johnson, Wake Forest, DB  
2016 Will Fuller, Notre Dame, WR  
2017 Deshaun Watson, Clemson, QB  
2018 Justin Reid, Stanford, S (3)  
2019 Tytus Howard, Alabama State, T  
2020 Ross Blacklock, TCU, DT (2)  
2021 Davis Mills, Stanford, QB (3)  
2022 Derek Stingley, LSU, DB  
Kenyon Green, Texas A&M, G  
2023 C.J. Stroud, Ohio State, QB  
Will Anderson, Alabama, DE  
2024 Kamari Lassiter, Georgia, DB (2)

### INDIANAPOLIS COLTS

1953 Billy Vessels, Oklahoma, B  
1954 Cotton Davidson, Baylor, B  
1955 George Shaw, Oregon, B  
Alan Ameche, Wisconsin, FB  
1956 Lenny Moore, Penn State, B  
1957 Jim Parker, Ohio State, G

1958 Lenny Lyles, Louisville, B  
1959 Jackie Burkett, Auburn, C  
1960 Ron Mix, Southern California, T  
1961 Tom Matte, Ohio State, RB  
1962 Wendell Harris, LSU, S  
1963 Bob Vogel, Ohio State, T  
1964 Marv Woodson, Indiana, CB  
1965 Mike Curtis, Duke, LB  
1966 Sam Ball, Kentucky, T  
1967 Bubba Smith, Michigan State, DT  
Jim Detwiler, Michigan, RB  
1968 John Williams, Minnesota, G  
1969 Eddie Hinton, Oklahoma, WR  
1970 Norman Bulaich, TCU, RB  
1971 Don McCauley, North Carolina, RB  
Leonard Dunlap, North Texas State, DB  
1972 Tom Drougas, Oregon, T  
1973 Bert Jones, LSU, QB  
Joe Ehrmann, Syracuse, DE  
1974 John Dutton, Nebraska, DT  
Roger Carr, Louisiana Tech, WR  
1975 Ken Huff, North Carolina, G  
1976 Ken Novak, Purdue, DT  
1977 Randy Burke, Kentucky, WR  
1978 Reese McCall, Auburn, TE  
1979 Barry Krauss, Alabama, LB  
1980 Curtis Dickey, Texas A&M, RB  
Derrick Hatchett, Texas, DB  
1981 Randy McMillan, Pittsburgh, RB  
Donnell Thompson, North Carolina, DT  
1982 Johnnie Cooks, Mississippi State, LB  
Art Schlichter, Ohio State, QB  
1983 John Elway, Stanford, QB  
1984 Leonard Coleman, Vanderbilt, DB  
Ron Solt, Maryland, G  
1985 Duane Bickett, Southern California, LB  
1986 John Hand, Alabama, DE  
1987 Cornelius Bennett, Alabama, LB  
1988 Chris Chandler, Washington, QB (3)  
1989 Andre Rison, Michigan State, WR  
1990 Jeff George, Illinois, QB  
1991 Shane Curry, Miami (Fla.), DE (2)  
1992 Steve Emtman, Washington, DT  
Quentin Coryatt, Texas A&M, LB  
1993 Sean Dawkins, California, WR  
1994 Marshall Faulk, San Diego State, RB  
Trev Alberts, Nebraska, LB  
1995 Ellis Johnson, Florida, DT  
1996 Marvin Harrison, Syracuse, WR  
1997 Tarik Glenn, California, T  
1998 Peyton Manning, Tennessee, QB  
1999 Edgerrin James, Miami (Fla.), RB  
2000 Rob Morris, Brigham Young, LB  
2001 Reggie Wayne, Miami (Fla.), WR  
2002 Dwight Freeney, Syracuse, DE  
2003 Dallas Clark, Iowa, TE  
2004 Bob Sanders, Iowa, DB (2)  
2005 Marlin Jackson, Michigan, DB  
2006 Joseph Addai, LSU, RB  
2007 Anthony Gonzalez, Ohio State, WR  
2008 Mike Pollak, Arizona State, G (2)  
2009 Donald Brown, Connecticut, RB  
2010 Jerry Hughes, TCU, DE  
2011 Anthony Castonzo, Boston College, T  
2012 Andrew Luck, Stanford, QB  
2013 Bjorn Werner, Florida State, DE  
2014 Jack Mewhort, Ohio State, G (2)  
2015 Phillip Dorsett, Miami (Fla.), WR  
2016 Ryan Kelly, Alabama, C  
2017 Malik Hooker, Ohio State, DB  
2018 Quenton Nelson, Notre Dame, G  
2019 Rock Ya-Sin, Temple, DB (2)  
2020 Michael Pittman, Southern California, WR (2)  
2021 Kwity Paye, Michigan, DE  
2022 Alec Pierce, Cincinnati, WR (2)

2023 Anthony Richardson, Florida, QB  
2024 Lailatu Latu, UCLA, DE

### JACKSONVILLE JAGUARS

1995 Tony Boselli, Southern California, T  
James Stewart, Tennessee, RB  
1996 Kevin Hardy, Illinois, LB  
1997 Renaldo Wynn, Notre Dame, DT  
1998 Fred Taylor, Florida, RB  
Donovin Darius, Syracuse, DB  
1999 Fernando Bryant, Alabama, DB  
2000 R. Jay Soward, Southern California, WR  
2001 Marcus Stroud, Georgia, DT  
2002 John Henderson, Tennessee, DT  
2003 Byron Leftwich, Marshall, QB  
2004 Reggie Williams, Washington, WR  
2005 Matt Jones, Arkansas, WR  
2006 Marcedes Lewis, UCLA, TE  
2007 Reggie Nelson, Florida, DB  
2008 Derrick Harvey, Florida, DE  
2009 Eugene Monroe, Virginia, T  
2010 Tyson Alualu, California, DT  
2011 Blaine Gabbert, Missouri, QB  
2012 Justin Blackmon, Oklahoma State, WR  
2013 Luke Joeckel, Texas A&M, T  
2014 Blake Bortles, Central Florida, QB  
2015 Dante Fowler, Florida, DE  
2016 Jalen Ramsey, Florida State, DB  
2017 Leonard Fournette, LSU, RB  
2018 Taven Bryan, Florida, DT  
2019 Josh Allen, Kentucky, DE  
2020 C.J. Henderson, Florida, DB  
K'Lavon Chaisson, LSU, LB  
2021 Trevor Lawrence, Clemson, QB  
Travis Etienne, Clemson, RB  
2022 Travon Walker, Georgia, LB  
Devin Lloyd, Utah, LB  
2023 Anton Harrison, Oklahoma, T  
2024 Brian Thomas, LSU, WR

### KANSAS CITY CHIEFS

1960 Don Meredith, So. Methodist, QB  
1961 E.J. Holub, Texas Tech, C  
1962 Ronnie Bull, Baylor, RB  
1963 Buck Buchanan, Grambling, DT  
Ed Budde, Michigan State, G  
1964 Pete Beathard, Southern California, QB  
1965 Gale Sayers, Kansas, RB  
1966 Aaron Brown, Minnesota, DE  
1967 Gene Trosch, Miami (Fla.), DE-DT  
1968 Mo Moorman, Texas A&M, G  
George Daney, Texas-El Paso, G  
1969 Jim Marsalis, Tennessee State, CB  
1970 Sid Smith, Southern California, T  
1971 Elmo Wright, Houston, WR  
1972 Jeff Kinney, Nebraska, RB  
1973 Gary Butler, Rice, TE (2)  
1974 Woody Green, Arizona State, RB  
1975 Elmore Stephens, Kentucky, TE (2)  
1976 Rod Walters, Iowa, G  
1977 Gary Green, Baylor, DB  
1978 Art Still, Kentucky, DE  
1979 Mike Bell, Colorado State, DE  
Steve Taylor, Clemson, QB  
1980 Brad Budde, Southern California, G  
1981 Willie Scott, South Carolina, TE  
1982 Anthony Hancock, Tennessee, WR  
1983 Todd Blackledge, Penn State, QB  
1984 Bill Maas, Pittsburgh, DT  
John Alt, Iowa, T  
1985 Ethan Horton, North Carolina, RB  
1986 Brian Jozwiak, West Virginia, T  
1987 Paul Palmer, Temple, RB  
1988 Neil Smith, Nebraska, DE  
1989 Derrick Thomas, Alabama, LB

## FIRST-ROUND SELECTIONS

1990 Percy Snow, Michigan State, LB	1993 Patrick Bates, Texas A&M, DB	1988 Anthony Miller, Tennessee, WR
1991 Harvey Williams, LSU, RB	1994 Rob Fredrickson, Michigan State, LB	1989 Burt Grossman, Pittsburgh, DE
1992 Dale Carter, Tennessee, DB	1995 Napoleon Kaufman, Washington, RB	1990 Junior Seau, Southern California, LB
1993 Will Shields, Nebraska, G (3)	1996 Rickey Dudley, Ohio State, TE	1991 Stanley Richard, Texas, DB
1994 Greg Hait, Texas A&M, RB	1997 Darrell Russell, Southern California, DT	1992 Chris Mims, Tennessee, DE
1995 Trezelle Jenkins, Michigan, T	1998 Charles Woodson, Michigan, DB	1993 Darrien Gordon, Stanford, DB
1996 Jerome Woods, Memphis, DB	Mo Collins, Florida, T	1994 Isaac Davis, Arkansas, G (2)
1997 Tony Gonzalez, California, TE	1999 Matt Stinchcomb, Georgia, T	1995 Terrance Shaw, Stephen F. Austin, DB (2)
1998 Victor Riley, Auburn, T	2000 Sebastian Janikowski, Florida State, K	1996 Bryan Still, Virginia Tech, WR (2)
1999 John Tait, Brigham Young, T	2001 Derrick Gibson, Florida State, DB	1997 Freddie Jones, North Carolina, TE (2)
2000 Sylvester Morris, Jackson State, WR	2002 Phillip Buchanan, Miami (Fla.), DB	1998 Ryan Leaf, Washington State, QB
2001 Eric Downing, Syracuse, DT (3)	2002 Napoleon Harris, Northwestern, LB	1999 Jermaine Fazande, Oklahoma, RB (2)
2002 Ryan Sims, North Carolina, DT	2003 Nnamdi Asomugha, California, DB	2000 Rogers Beckett, Marshall, DB (2)
2003 Larry Johnson, Penn State, RB	2004 Tyler Brayton, Colorado, DE	2001 LaDainian Tomlinson, TCU, RB
2004 Junior Siavii, Oregon, DT (2)	2004 Robert Gallery, Iowa, T	2002 Quentin Jammer, Texas, DB
2005 Derrick Johnson, Texas, LB	2005 Fabian Washington, Nebraska, DB	2003 Sammy Davis, Texas A&M, DB
2006 Tamba Hali, Penn State, DE	2006 Michael Huff, Texas, DB	2004 Eli Manning, Mississippi, QB
2007 Dwayne Bowe, LSU, WR	2007 JaMarcus Russell, LSU, QB	2005 Shawne Merriman, Maryland, LB
2008 Glenn Dorsey, LSU, DT	2008 Darren McFadden, Arkansas, RB	Luis Castillo, Northwestern, DT
Branden Albert, Virginia, T	2009 Darius Heyward-Bey, Maryland, WR	2006 Antonio Cromartie, Florida State, DB
2009 Tyson Jackson, LSU, DE	2010 Rolando McClain, Alabama, LB	2007 Craig Davis, LSU, WR
2010 Eric Berry, Tennessee, DB	2011 Stefan Wisniewski, Penn State, C (2)	2008 Antoine Cason, Arizona, DB
2011 Jonathan Baldwin, Pittsburgh, WR	2012 Tony Bergstrom, Utah, G (3)	2009 Larry English, Northern Illinois, LB
2012 Dontari Poe, Memphis, NT	2013 D.J. Hayden, Houston, DB	2010 Ryan Mathews, Fresno State, RB
2013 Eric Fisher, Central Michigan, T	2014 Khalil Mack, Buffalo, LB	2011 Corey Luegt, Illinois, DE
2014 Dee Ford, Auburn, DE	2015 Amari Cooper, Alabama, WR	2012 Melvin Ingram, South Carolina, LB
2015 Marcus Peters, Washington, DB	2016 Karl Joseph, West Virginia, DB	2013 D.J. Fluker, Alabama, T
2016 Chris Jones, Mississippi State, DT (2)	2017 Gareon Conley, Ohio State, DB	2014 Jason Verrett, TCU, DB
2017 Patrick Mahomes, Texas Tech, QB	2018 Koltun Miller, UCLA, T	2015 Melvin Gordon, Wisconsin, RB
2018 Breeland Speaks, Mississippi, DT (2)	2019 Clelin Ferrell, Clemson, DE	2016 Joey Bosa, Ohio State, DE
2019 Mecole Hardman, Georgia, WR (2)	2019 Josh Jacobs, Alabama, RB	2017 Mike Williams, Clemson, WR
2020 Clyde Edwards-Helaire, LSU, RB	Johnathan Abram, Mississippi State, DB	2018 Derwin James, Florida State, S
2021 Nick Bolton, Missouri, LB (2)	2020 Henry Ruggs, Alabama, WR	2019 Jerry Tilley, Notre Dame, DT
2022 Trent McDuffie, Washington, DB	2020 Damon Arnette, Ohio State, DB	2020 Justin Herbert, Oregon, QB
George Karlaftis, Purdue, DE	2021 Alex Leatherwood, Alabama, T	Kenneth Murray, Oklahoma, LB
2023 Felix Anudike-Uzomah, Kansas State, DE	2022 Dylan Parham, Memphis, G (3)	2021 Rashawn Slater, Northwestern, T
2024 Xavier Worthy, Texas, WR	2023 Tyree Wilson, Texas Tech, DE	2022 Zion Johnson, Boston College, G
	2024 Brock Bowers, Georgia, TE	2023 Quentin Johnston, TCU, WR
		2024 Joe Alt, Notre Dame, T
<b>LAS VEGAS RAIDERS</b>	<b>LOS ANGELES CHARGERS</b>	<b>LOS ANGELES RAMS</b>
1960 Dale Hackbart, Wisconsin, CB	1960 Monty Stickles, Notre Dame, E	1937 Johnny Drake, Purdue, B
1961 Joe Rutgens, Illinois, DT	1961 Earl Faison, Indiana, DE	1938 Corbett Davis, Indiana, B
1962 Roman Gabriel, North Carolina State, QB	1962 Bob Ferguson, Ohio State, RB	1939 Parker Hall, Mississippi, B
1963 George Wilson, Alabama, RB (6)	1963 Walt Sweeney, Syracuse, G	1940 Ollie Cordill, Rice, B
1964 Tony Lorick, Arizona State, RB	1964 Ted Davis, Georgia Tech, LB	1941 Rudy Mucha, Washington, C
1965 Harry Schuh, Memphis State, T	1965 Steve DeLong, Tennessee, DE	1942 Jack Wilson, Baylor, B
1966 Rodger Bird, Kentucky, S	1966 Don Davis, Cal St.-Los Angeles, DT	1943 Mike Holovak, Boston College, B
1967 Gene Upshaw, Texas A&I, G	1967 Ron Billingsley, Wyoming, DE	1944 Tony Butkovich, Illinois, B
1968 Eldridge Dickey, Tennessee State, QB	1968 Russ Washington, Missouri, DT	1945 Elroy (Crazylegs) Hirsch, Wisconsin, B
1969 Art Thoms, Syracuse, DT	Jimmy Hill, Texas A&I, DB	1946 Emil Sitko, Notre Dame, B
1970 Raymond Chester, Morgan State, TE	1969 Marty Domres, Columbia, QB	1947 Herman Wedemeyer, St. Mary's, Calif., B
1971 Jack Tatum, Ohio State, S	Bob Babich, Miami (Ohio), LB	1948 Tom Keane, West Virginia, B (2)
1972 Mike Siani, Villanova, WR	1970 Walker Gillette, Richmond, WR	1949 Bobby Thomason, Virginia Military, B
1973 Ray Guy, Southern Mississippi, P	1971 Leon Burns, Long Beach State, RB	1950 Ralph Pasquariello, Villanova, B
1974 Henry Lawrence, Florida A&M, T	1972 Pete Lazetich, Stanford, DE (2)	Stan West, Oklahoma, G
1975 Neal Colzie, Ohio State, DB	1973 Johnny Rodgers, Nebraska, WR	1951 Bud McFadin, Texas, G
1976 Charles Philyaw, Texas Southern, DT (2)	1974 Bo Matthews, Colorado, RB	1952 Bill Wade, Vanderbilt, QB
1977 Mike Davis, Colorado, DB (2)	Don Goode, Kansas, LB	Bob Carey, Michigan State, E
1978 Dave Browning, Washington, DE (2)	1975 Gary Johnson, Grambling, DT	1953 Donn Moomaw, UCLA, C
1979 Willie Jones, Florida State, DE (2)	Mike Williams, LSU, DB	Ed Barker, Washington State, E
1980 Marc Wilson, Brigham Young, QB	1976 Joe Washington, Oklahoma, RB	Ed Beatty, Cincinnati, C
1981 Ted Watts, Texas Tech, DB	1977 Bob Rush, Memphis State, C	1955 Larry Morris, Georgia Tech, C
Curt Marsh, Washington, T	1978 John Jefferson, Arizona State, WR	1956 Joe Marconi, West Virginia, B
1982 Marcus Allen, Southern California, RB	1979 Kellen Winslow, Missouri, TE	Charles Horton, Vanderbilt, B
1983 Don Mosebar, Southern California, T	1980 Ed Luther, San Jose State, QB (4)	Jon Arnett, Southern California, B
1984 Sean Jones, Northeastern, DE (2)	1981 James Brooks, Auburn, RB	Lou Shofner, Baylor, E
1985 Jessie Hester, Florida State, WR	1982 Hollis Hall, Clemson, DB (7)	1958 Lou Michaels, Kentucky, T
1986 Bob Buczkowski, Pittsburgh, DE	1983 Billy Ray Smith, Arkansas, LB	Jim Phillips, Auburn, E
1987 John Clay, Missouri, T	Gary Anderson, Arkansas, WR	Dick Bass, Pacific, B
1988 Tim Brown, Notre Dame, WR	Gill Byrd, San Jose State, DB	Paul Dickson, Baylor, T
Terry McDaniel, Tennessee, DB	1984 Mossy Cade, Texas, DB	1960 Billy Cannon, LSU, RB
Scott Davis, Illinois, DE	1985 Jim Lachey, Ohio State, G	1961 Marlin McKeever, Southern California, E-LB
1989 Jeff Francis, Tennessee, QB (6)	1986 Leslie O'Neal, Oklahoma State, DE	1962 Roman Gabriel, North Carolina State, QB
1990 Anthony Smith, Arizona, DE	James FitzPatrick, Southern California, T	Merlin Olsen, Utah State, DT
1991 Todd Marinovich, Southern California, QB	1987 Rod Bernstine, Texas A&M, TE	
1992 Chester McGlockton, Clemson, DE		

## FIRST-ROUND SELECTIONS

1963 Terry Baker, Oregon State, QB  
Rufus Guthrie, Georgia Tech, G

1964 Bill Munson, Utah State, QB

1965 Clancy Williams, Washington State, CB

1966 Tom Mack, Michigan, G

1967 Willie Ellison, Texas Southern, RB (2)

1968 Gary Beban, UCLA, QB (2)

1969 Larry Smith, Florida, RB  
Jim Seymour, Notre Dame, WR  
Bob Klein, Southern California, TE

1970 Jack Reynolds, Tennessee, LB

1971 Isiah Robertson, Southern, LB  
Jack Youngblood, Florida, DE

1972 Jim Bertelsen, Texas, RB (2)

1973 Cullen Bryant, Colorado, DB (2)

1974 John Cappelletti, Penn State, RB

1975 Mike Fanning, Notre Dame, DT  
Dennis HARRAH, Miami (Fla.), T  
Doug France, Ohio State, T

1976 Kevin McLain, Colorado State, LB

1977 Bob Brudzinski, Ohio State, LB

1978 Elvis Peacock, Oklahoma, RB

1979 George Andrews, Nebraska, LB  
Kent Hill, Georgia Tech, T

1980 Johnnie Johnson, Texas, DB

1981 Mel Owens, Michigan, LB

1982 Barry Redden, Richmond, RB

1983 Eric Dickerson, So. Methodist, RB

1984 Hal Stephens, East Carolina, DE (5)

1985 Jerry Gray, Texas, DB

1986 Mike Schad, Queen's Univ., Canada, T

1987 Donald Evans, Winston-Salem, DE (2)

1988 Gaston Green, UCLA, RB  
Aaron Cox, Arizona State, WR

1989 Bill Hawkins, Miami (Fla.), DE  
Cleveland Gary, Miami (Fla.), RB

1990 Bern Brostek, Washington, C

1991 Todd Lyght, Notre Dame, DB

1992 Sean Gilbert, Pittsburgh, DE

1993 Jerome Bettis, Notre Dame, RB

1994 Wayne Gandy, Auburn, T

1995 Kevin Carter, Florida, DE

1996 Lawrence Phillips, Nebraska, RB  
Eddie Kennison, LSU, WR

1997 Orlando Pace, Ohio State, T

1998 Grant Wistrom, Nebraska, DE

1999 Tony Holt, North Carolina State, WR

2000 Trung Canidate, Arizona, RB

2001 Damione Lewis, Miami (Fla.), DT  
Adam Archuleta, Arizona State, DB  
Ryan Pickett, Ohio State, DT

2002 Robert Thomas, UCLA, LB

2003 Jimmy Kennedy, Penn State, DT

2004 Steven Jackson, Oregon State, RB

2005 Alex Barron, Florida State, T

2006 Tye Hill, Clemson, DB

2007 Adam Carriker, Nebraska, DE

2008 Chris Long, Virginia, DE

2009 Jason Smith, Baylor, T

2010 Sam Bradford, Oklahoma, QB

2011 Robert Quinn, North Carolina, DE

2012 Michael Brockers, LSU, DT

2013 Tavon Austin, West Virginia, WR  
Alec Ogletree, Georgia, LB

2014 Greg Robinson, Auburn, T  
Aaron Donald, Pittsburgh, DT

2015 Todd Gurley, Georgia, RB

2016 Jared Goff, California, QB

2017 Gerald Everett, South Alabama, TE (2)

2018 Joseph Noteboom, TCU, T (3)

2019 Taylor Rapp, Washington, DB (2)

2020 Cam Akers, Florida State, RB (2)

2021 Tutu Atwell, Louisville, WR (2)

2022 Logan Bruss, Wisconsin, G (3)

2023 Steve Avila, TCU, G (2)

2024 Jared Verse, Florida State, DE

### MIAMI DOLPHINS

1966 Jim Grabowski, Illinois, RB  
Rick Norton, Kentucky, QB

1967 Bob Griese, Purdue, QB

1968 Larry Csonka, Syracuse, RB  
Doug Crusan, Indiana, T  
Bill Stanfill, Georgia, DE

1969 Jim Mandich, Michigan, TE (2)

1971 Otto Stowe, Iowa State, WR (2)

1972 Mike Kadish, Notre Dame, DT

1973 Chuck Bradley, Oregon, C (2)

1974 Donald Reese, Jackson State, DE

1975 Darryl Carlton, Tampa, T

1976 Larry Gordon, Arizona State, LB  
Kim Bokamper, San Jose State, LB

1977 A.J. Duhe, LSU, DT

1978 Guy Benjamin, Stanford, QB (2)

1979 Jon Giesler, Michigan, T

1980 Don McNeal, Alabama, DB

1981 David Overstreet, Oklahoma, RB

1982 Roy Foster, Southern California, G

1983 Dan Marino, Pittsburgh, QB

1984 Jackie Shipp, Oklahoma, LB

1985 Lorenzo Hampton, Florida, RB

1986 John Offerdahl, Western Michigan, LB (2)

1987 John Bosa, Boston College, DE

1988 Eric Kumerow, Ohio State, DE

1989 Sammie Smith, Florida State, RB  
Louis Oliver, Florida, DB

1990 Richmond Webb, Texas A&M, T

1991 Randal Hill, Miami (Fla.), WR

1992 Troy Vincent, Wisconsin, DB  
Marco Coleman, Georgia Tech, LB

1993 O.J. McDuffie, Penn State, WR

1994 Tim Bowens, Mississippi, DT

1995 Billy Milner, Houston, T

1996 Daryl Gardener, Baylor, DT

1997 Yatil Green, Miami (Fla.), WR

1998 John Avery, Mississippi, RB

1999 J.J. Johnson, Mississippi State, RB (2)

2000 Todd Wade, Mississippi, T (2)

2001 Jamar Fletcher, Wisconsin, DB

2002 Seth McKinney, Texas A&M, C (3)

2003 Eddie Moore, Tennessee, LB (2)

2004 Vernon Carey, Miami (Fla.), T

2005 Ronnie Brown, Auburn, RB

2006 Jason Allen, Tennessee, DB

2007 Ted Ginn, Ohio State, WR

2008 Jake Long, Michigan, T

2009 Vontae Davis, Illinois, DB

2010 Jared Odrick, Penn State, DT

2011 Mike Pouncey, Florida, C

2012 Ryan Tannehill, Texas A&M, QB

2013 Dion Jordan, Oregon, DE

2014 Ja'Wuan James, Tennessee, T

2015 DeVante Parker, Louisville, WR

2016 Laremy Tunsil, Mississippi, T

2017 Charles Harris, Missouri, DE

2018 Minkah Fitzpatrick, Alabama, S

2019 Christian Wilkins, Clemson, DT

2020 Tua Tagovailoa, Alabama, QB  
Austin Jackson, Southern California, T  
Noah Igbinoghene, Auburn, DB

2021 Jaylen Waddle, Alabama, WR  
Jaelan Phillips, Miami (Fla.), DE

2022 Channing Tindall, Georgia, LB (3)

2023 Cam Smith, South Carolina, DB (2)

2024 Chop Robinson, Penn State, LB

### MINNESOTA VIKINGS

1961 Tommy Mason, Tulane, RB

1962 Bill Miller, Miami (Fla.), WR (3)

1963 Jim Dunaway, Mississippi, T

1964 Carl Eller, Minnesota, DE

1965 Jack Snow, Notre Dame, WR

1966 Jerry Shay, Purdue, DT

1967 Clint Jones, Michigan State, RB  
Gene Washington, Michigan State, WR  
Alan Page, Notre Dame, DT

1968 Ron Yary, Southern California, T

1969 Ed White, California, G (2)

1970 John Ward, Oklahoma State, DT

1971 Leo Hayden, Ohio State, RB

1972 Jeff Siemon, Stanford, LB

1973 Chuck Foreman, Miami (Fla.), RB

1974 Fred McNeill, UCLA, LB  
Steve Riley, Southern California, T

1975 Mark Mullaney, Colorado State, DE

1976 James White, Oklahoma State, DT

1977 Tommy Kramer, Rice, QB

1978 Randy Holloway, Pittsburgh, DE

1979 Ted Brown, North Carolina State, RB

1980 Doug Martin, Washington, DT

1981 Mardy McDoie, Mississippi State, WR (2)

1982 Darrin Nelson, Stanford, RB

1983 Joey Browner, Southern California, DB

1984 Keith Millard, Washington State, DE

1985 Chris Doleman, Pittsburgh, LB

1986 Gerald Robinson, Auburn, DE

1987 D.J. Dozier, Penn State, RB

1988 Randall McDaniel, Arizona State, G

1989 David Braxton, Wake Forest, LB (2)

1990 Mike Jones, Texas A&M, TE (3)

1991 Carlos Jenkins, Michigan State, LB (3)

1992 Robert Harris, Southern Univ., DE (2)

1993 Robert Smith, Ohio State, RB

1994 DeWayne Washington, N Carolina State, DB  
Todd Steussie, California, T

1995 Derrick Alexander, Florida State, DE  
Korey Stringer, Ohio State, T

1996 Duane Clemons, California, DE

1997 Duwayne Rudd, Alabama, LB

1998 Randy Moss, Marshall, WR

1999 Daunte Culpepper, Central Florida, QB  
Demetrius Underwood, Michigan State, DE

2000 Chris Hovan, Boston College, DT

2001 Michael Bennett, Wisconsin, RB

2002 Bryant McKinnie, Miami (Fla.), T

2003 Kevin Williams, Oklahoma State, DT

2004 Kenechi Udezue, Southern California, DE

2005 Troy Williamson, South Carolina, WR  
Erasmus James, Wisconsin, DE  
Chad Greenway, Iowa, LB

2007 Adrian Peterson, Oklahoma, RB

2008 Tyrell Johnson, Arkansas State, DB (2)

2009 Percy Harvin, Florida, WR

2010 Chris Cook, Virginia, DB (2)

2011 Christian Ponder, Florida State, QB

2012 Matt Kalil, Southern California, T  
Harrison Smith, Notre Dame, DB  
Shariff Floyd, Florida, DT  
Xavier Rhodes, Florida State, DB  
Cordarrelle Patterson, Tennessee, WR

2014 Anthony Barr, UCLA, LB  
Teddy Bridgewater, Louisville, QB

2015 Trae Waynes, Michigan State, DB

2016 Laquon Treadwell, Mississippi, WR

2017 Dalvin Cook, Florida State, RB (2)

2018 Mike Hughes, Central Florida, CB

2019 Garrett Bradbury, North Carolina State, C

2020 Justin Jefferson, LSU, WR  
Jeff Gladney, TCU, DB

2021 Christian Darrisaw, Virginia Tech, T

2022 Lewie Cline, Georgia, DB

2023 Jordan Addison, Southern California, WR

2024 J.J. McCarthy, Michigan, QB  
Dallas Turner, Alabama, LB



# FIRST-ROUND SELECTIONS

## NEW ENGLAND PATRIOTS

1960 Ron Burton, Northwestern, RB  
 1961 Tommy Mason, Tulane, RB  
 1962 Gary Collins, Maryland, WR  
 1963 Art Graham, Boston College, WR  
 1964 Jack Concannon, Boston College, QB  
 1965 Jerry Rush, Michigan State, DE  
 1966 Karl Singer, Purdue, T  
 1967 John Charles, Purdue, S  
 1968 Dennis Byrd, North Carolina State, DE  
 1969 Ron Sellers, Florida State, WR  
 1970 Phil Olsen, Utah State, DE  
 1971 Jim Plunkett, Stanford, QB  
 1972 Tom Reynolds, San Diego State, WR (2)  
 1973 John Hannah, Alabama, G  
 Sam Cunningham, Southern California, RB  
 Darryl Stingley, Purdue, WR  
 1974 Steve Corbett, Boston College, G (2)  
 1975 Russ Francis, Oregon, TE  
 1976 Mike Haynes, Arizona State, DB  
 Pete Brock, Colorado, C  
 Tim Fox, Ohio State, DB  
 1977 Raymond Clayborn, Texas, DB  
 Stanley Morgan, Tennessee, WR  
 1978 Bob Cryder, Alabama, G  
 1979 Rick Sanford, North Carolina, DB  
 1980 Roland James, Tennessee, DB  
 Vagas Ferguson, Notre Dame, RB  
 Brian Holloway, Stanford, T  
 1981 Kenneth Sims, Texas, DT  
 1982 Lester Williams, Miami (Fla.), DT  
 1983 Tony Eason, Illinois, QB  
 1984 Irving Fryar, Nebraska, WR  
 1985 Trevor Matich, Brigham Young, C  
 1986 Reggie Dupard, So. Methodist, RB  
 1987 Bruce Armstrong, Louisville, T  
 1988 John Stephens, Northwestern St., La., RB  
 1989 Hart Lee Dykes, Oklahoma State, WR  
 1990 Chris Singleton, Arizona, LB  
 Ray Agnew, North Carolina State, DE  
 1991 Pat Harlow, Southern California, T  
 Leonard Russell, Arizona State, RB  
 1992 Eugene Chung, Virginia Tech, T  
 1993 Drew Bledsoe, Washington State, QB  
 1994 Willie McGinest, Southern California, DE  
 1995 Ty Law, Michigan, DB  
 1996 Terry Glenn, Ohio State, WR  
 1997 Chris Canty, Kansas State, DB  
 1998 Robert Edwards, Georgia, RB  
 Tebucky Jones, Syracuse, DB  
 1999 Damien Woody, Boston College, C  
 Andy Katzenmoyer, Ohio State, LB  
 2000 Adrian Klemm, Hawaii, T (2)  
 2001 Richard Seymour, Georgia, DT  
 2002 Daniel Graham, Colorado, TE  
 2003 Ty Warren, Texas A&M, DT  
 2004 Vince Wilfork, Miami (Fla.), DT  
 Ben Watson, Georgia, TE  
 2005 Logan Mankins, Fresno State, G  
 2006 Laurence Maroney, Minnesota, RB  
 2007 Brandon Meriweather, Miami (Fla.), DB  
 2008 Jerod Mayo, Tennessee, LB  
 2009 Patrick Chung, Oregon, DB (2)  
 2010 Devin McCourty, Rutgers, DB  
 2011 Nate Solder, Colorado, T  
 2012 Chandler Jones, Syracuse, DE  
 Dont'a Hightower, Alabama, LB  
 2013 Jamie Collins, So. Mississippi, LB (2)  
 2014 Dominique Easley, Florida, DE  
 2015 Malcolm Brown, Texas, DT  
 2016 Cyrus Jones, Alabama, DB (2)  
 2017 Derek Rivers, Youngstown State, DE (3)  
 2018 Isaiah Wynn, Georgia, T  
 2019 Sony Michel, Georgia, RB  
 N'Keal Harry, Arizona State, WR

2020 Kyle Dugger, Lenoir-Rhyne, DB (2)  
 2021 Mac Jones, Alabama, QB  
 2022 Cole Strange, Chattanooga, G  
 2023 Christian Gonzalez, Oregon, DB  
 2024 Drake Maye, North Carolina, QB

## NEW ORLEANS SAINTS

1967 Les Kelley, Alabama, RB  
 1968 Kevin Hardy, Notre Dame, DE  
 1969 John Shinnery, Xavier, G  
 1970 Ken Burrough, Texas Southern, WR  
 1971 Archie Manning, Mississippi, QB  
 1972 Royce Smith, Georgia, G  
 1973 Derland Moore, Oklahoma, DE (2)  
 1974 Rick Middleton, Ohio State, LB  
 1975 Larry Burton, Purdue, WR  
 Kurt Schumacher, Ohio State, T  
 1976 Chuck Muncie, California, RB  
 1977 Joe Campbell, Maryland, DE  
 1978 Wes Chandler, Florida, WR  
 1979 Russell Erxleben, Texas, P-K  
 1980 Stan Brock, Colorado, T  
 1981 George Rogers, South Carolina, LB  
 1982 Lindsay Scott, Georgia, WR  
 1983 Steve Korte, Arkansas, G (2)  
 1984 James Geathers, Wichita State, DE  
 1985 Alvin Toles, Tennessee, LB  
 1986 Jim Dombrowski, Virginia, T  
 1987 Shawn Knight, Brigham Young, DT  
 1988 Craig Heyward, Pittsburgh, RB  
 1989 Wayne Martin, Arkansas, DE  
 1990 Renaldo Turnbull, West Virginia, DE  
 1991 Wesley Carroll, Miami (Fla.), WR (2)  
 1992 Vaughn Dunbar, Indiana, RB  
 1993 Willie Roaf, Louisiana Tech, T  
 Irv Smith, Notre Dame, TE  
 1994 Joe Johnson, Louisiana, DE  
 1995 Mark Fields, Washington State, LB  
 1996 Alex Molden, Oregon, DB  
 1997 Chris Naeole, Colorado, G  
 1998 Kyle Turley, San Diego State, T  
 1999 Ricky Williams, Texas, RB  
 2000 Darren Howard, Kansas State, DE (2)  
 2001 Deuce McAllister, Mississippi, RB  
 2002 Donte Stallworth, Tennessee, WR  
 Charles Grant, Georgia, DE  
 2003 Johnathan Sullivan, Georgia, DT  
 2004 Will Smith, Ohio State, DE  
 2005 Jammal Brown, Oklahoma, T  
 2006 Reggie Bush, Southern California, RB  
 2007 Robert Meachem, Tennessee, WR  
 2008 Sedrick Ellis, Southern California, DT  
 2009 Malcolm Jenkins, Ohio State, DB  
 2010 Patrick Robinson, Florida State, DB  
 2011 Cameron Jordan, California, DE  
 Mark Ingram, Alabama, RB  
 2012 Akiem Hicks, Regina, DT (3)  
 2013 Kenny Vaccaro, Texas, DB  
 2014 Brandin Cooks, Oregon State, WR  
 2015 Andrus Peat, Stanford, T  
 Stephone Anthony, Clemson, LB  
 2016 Sheldon Rankins, Louisville, DT  
 2017 Marshal Lattimore, Ohio State, DB  
 Ryan Ramczyk, Wisconsin, T  
 2018 Marcus Davenport, Texas-San Antonio, DE  
 2019 Erik McCoy, Texas A&M, C (2)  
 2020 Cesar Ruiz, Michigan, C  
 2021 Payton Turner, Houston, DE  
 2022 Chris Olave, Ohio State, WR  
 2023 Bryan Bresee, Clemson, DT  
 2024 Taliessu Fuaga, Oregon State, T

## NEW YORK GIANTS

1936 Art Lewis, Ohio U., T  
 1937 Ed Widseth, Minnesota, T  
 1938 George Karamatic, Gonzaga, B  
 1939 Walt Neilson, Arizona, B  
 1940 Grenville Lansdell, Southern California, B  
 1941 George Franck, Minnesota, B  
 1942 Merle Hapes, Mississippi, B  
 1943 Steve Filipowicz, Fordham, B  
 1944 Billy Hillenbrand, Indiana, B  
 1945 Elmer Barbour, Wake Forest, B  
 1946 George Connor, Notre Dame, T  
 1947 Vic Schwall, Northwestern, B  
 1948 Tony Minisi, Pennsylvania, B  
 1949 Paul Page, Southern Methodist, B  
 1950 Travis Tidwell, Auburn, B  
 1951 Kyle Rote, Southern Methodist, B  
 Jim Spavital, Oklahoma A&M, B  
 1952 Frank Gifford, Southern California, B  
 1953 Bobby Marlow, Alabama, B  
 1954 Ken Buck, Pacific, C (2)  
 1955 Joe Heap, Notre Dame, B  
 1956 Henry Moore, Arkansas, B (2)  
 1957 Sam DeLuca, South Carolina, T (2)  
 1958 Phil King, Vanderbilt, B  
 1959 Lee Grosscup, Utah, B  
 1960 Lou Cordileone, Clemson, G  
 1961 Bruce Tarbox, Syracuse, G (2)  
 1962 Jerry Hillenbrand, Colorado, LB  
 1963 Frank Lasky, Florida, T (2)  
 1964 Joe Don Looney, Oklahoma, RB  
 1965 Tucker Frederickson, Auburn, RB  
 1966 Francis Peay, Missouri, T  
 1967 Louis Thompson, Alabama, DT (4)  
 1968 Dick Buzin, Penn State, T (2)  
 1969 Fred Fryer, San Diego State, DE  
 1970 Jim Dries, Oklahoma, LB  
 1971 Rocky Thompson, West Texas State, WR  
 1972 Eldridge Small, Texas A&I, DB  
 Larry Jacobson, Nebraska, DE  
 1973 Brad Van Pelt, Michigan State, LB (2)  
 1974 John Hicks, Ohio State, G  
 1975 Al Simpson, Colorado State, T (2)  
 1976 Troy Archer, Colorado, DE  
 1977 Gary Jeter, Southern California, DT  
 1978 Gordon King, Stanford, T  
 1979 Phil Simms, Morehead State, QB  
 1980 Mark Haynes, Colorado, DB  
 1981 Lawrence Taylor, North Carolina, LB  
 1982 Butch Woolfolk, Michigan, RB  
 1983 Terry Kinard, Clemson, DB  
 1984 Carl Banks, Michigan State, LB  
 William Roberts, Ohio State, T  
 1985 George Adams, Kentucky, RB  
 1986 Eric Dorsey, Notre Dame, DE  
 1987 Mark Ingram, Michigan State, WR  
 1988 Eric Moore, Indiana, T  
 1989 Brian Williams, Minnesota, C-G  
 1990 Rodney Hampton, Georgia, RB  
 1991 Jarrod Bunch, Michigan, RB  
 1992 Derek Brown, Notre Dame, TE  
 1993 Michael Lewis, Texas Southern, DE (2)  
 1994 Thomas Lewis, Indiana, WR  
 1995 Tyrone Wheatley, Michigan, RB  
 1996 Cedric Jones, Oklahoma, DE  
 1997 Ike Hilliard, Florida, WR  
 1998 Shaun Williams, UCLA, DB  
 1999 Luke Pettigout, Notre Dame, T  
 2000 Ron Dayne, Wisconsin, RB  
 2001 Will Allen, Syracuse, DB  
 2002 Jeremy Shockey, Miami (Fla.), TE  
 2003 William Joseph, Miami (Fla.), DT  
 2004 Philip Rivers, North Carolina State, QB  
 2005 Corey Webster, LSU, DB (2)  
 2006 Mathias Kiwanuka, Boston College, DE

## FIRST-ROUND SELECTIONS

2007 Aaron Ross, Texas, DB  
 2008 Kenny Phillips, Miami (Fla.), DB  
 2009 Hakeem Nicks, North Carolina, WR  
 2010 Jason Pierre-Paul, South Florida, DE  
 2011 Prince Amukamara, Nebraska, DB  
 2012 David Wilson, Virginia Tech, RB  
 2013 Justin Jung, Syracuse, T  
 2014 Odell Beckham, LSU, WR  
 2015 Ereck Flowers, Miami (Fla.), T  
 2016 Eli Apple, Ohio State, DB  
 2017 Evan Engram, Mississippi, TE  
 2018 Saquon Barkley, Penn State, RB  
 2019 Daniel Jones, Duke, QB  
 Dexter Lawrence, Clemson, DT  
 DeAndre Baker, Georgia, DB  
 2020 Andrew Thomas, Georgia, T  
 2021 Kadarius Toney, Florida, WR  
 2022 Kayvon Thibodeaux, Oregon, DE  
 Evan Neal, Alabama, T  
 2023 Deonte Banks, Maryland, DB  
 2024 Malik Nabers, LSU, WR

### NEW YORK JETS

1960 George Izo, Notre Dame, QB  
 1961 Tom Brown, Minnesota, G  
 1962 Sandy Stephens, Minnesota, QB  
 1963 Jerry Stovall, LSU, S  
 1964 Matt Snell, Ohio State, RB  
 1965 Joe Namath, Alabama, QB  
 Tom Nowatzke, Indiana, RB  
 1966 Bill Yearby, Michigan, DT  
 1967 Paul Seiler, Notre Dame, T  
 1968 Lee White, Weber State, RB  
 1969 Dave Foley, Ohio State, T  
 1970 Steve Tannen, Florida, CB  
 1971 John Riggins, Kansas, RB  
 1972 Jerome Barkum, Jackson State, WR  
 Mike Taylor, Michigan, LB  
 1973 Burgess Owens, Miami (Fla.), DB  
 1974 Carl Barzilauskas, Indiana, DT  
 1975 Anthony Davis, Southern California, RB (2)  
 1976 Richard Todd, Alabama, QB  
 1977 Marvin Powell, Southern California, T  
 1978 Chris Ward, Ohio State, T  
 1979 Marty Lyons, Alabama, DE  
 1980 Johnny (Lam) Jones, Texas, WR  
 1981 Freeman McNeil, UCLA, RB  
 1982 Bob Crable, Notre Dame, LB  
 1983 Ken O'Brien, Cal-Davis, QB  
 1984 Russell Carter, So. Methodist, DB  
 Ron Faurot, Arkansas, DE  
 1985 Al Toon, Wisconsin, WR  
 1986 Mike Haight, Iowa, T  
 1987 Roger Vick, Texas A&M, RB  
 1988 Dave Cadigan, Southern California, T  
 1989 Jeff Lageman, Virginia, LB  
 1990 Blair Thomas, Penn State, RB  
 1991 Browning Nagle, Louisville, QB (2)  
 1992 Johnny Mitchell, Nebraska, TE  
 1993 Marvin Jones, Florida State, LB  
 1994 Aaron Glenn, Texas A&M, DB  
 1995 Kyle Brady, Penn State, TE  
 Hugh Douglas, Central St., Ohio, DE  
 1996 Keyshawn Johnson, Southern California, WR  
 1997 James Farrior, Virginia, LB  
 1998 Dorian Boose, Washington State, DE (2)  
 1999 Randy Thomas, Mississippi State, G (2)  
 2000 Shaun Ellis, Tennessee, DE  
 John Abraham, South Carolina, LB  
 Chad Pennington, Marshall, QB  
 Anthony Becht, West Virginia, TE  
 2001 Santana Moss, Miami (Fla.), WR  
 2002 Bryan Thomas, Ala.-Birmingham, DE  
 2003 Dewayne Robertson, Kentucky, DT  
 2004 Jonathan Vilma, Miami (Fla.), LB

2005 Mike Nugent, Ohio State, K (2)  
 2006 D'Brickashaw Ferguson, Virginia, T  
 Nick Mangold, Ohio State, C  
 2007 Darrelle Revis, Pittsburgh, DB  
 2008 Vernon Gholston, Ohio State, LB  
 Dustin Keller, Purdue, TE  
 2009 Mark Sanchez, Southern California, QB  
 2010 Kyle Wilson, Boise State, DB  
 2011 Muhammad Wilkerson, Temple, DT  
 2012 Quinton Coples, North Carolina, DE  
 2013 Dee Milliner, Alabama, DB  
 Sheldon Richardson, Missouri, DT  
 2014 Calvin Pryor, Louisville, DB  
 2015 Leonard Williams, Southern California, DE  
 2016 Darron Lee, Ohio State, LB  
 2017 Jamal Adams, LSU, DB  
 2018 Sam Darnold, Southern California, QB  
 2019 Quanin Williams, Alabama, DT  
 2020 Mekhi Becton, Louisville, T  
 2021 Zach Wilson, Brigham Young, QB  
 Elijah Vera-Tucker, Southern California, G  
 2022 Sauce Gardner, Cincinnati, DB  
 Garrett Wilson, Ohio State, WR  
 Jermaine Johnson, Florida State, LB  
 2023 Will McDonald, Iowa State, DE  
 2024 Olu Fashanu, Penn State, T

### PHILADELPHIA EAGLES

1936 Jay Berwanger, Chicago, B  
 1937 Sam Francis, Nebraska, B  
 1938 Jim McDonald, Ohio State, B  
 1939 Davey O'Brien, TCU, B  
 1940 George McAfee, Duke, B  
 1941 Art Jones, Richmond, B (2)  
 1942 Pete Kmetovic, Stanford, B  
 1943 Joe Muha, Virginia Military, B  
 1944 Steve Van Buren, LSU, B  
 1945 John Yanaker, Notre Dame, E  
 1946 Leo Riggs, Southern California, B  
 1947 Neill Armstrong, Oklahoma A&M, E  
 1948 Clyde (Smackover) Scott, Arkansas, B  
 1949 Chuck Bednarik, Pennsylvania, C  
 Frank Tripucka, Notre Dame, B  
 1950 Harry (Bud) Grant, Minnesota, E  
 1951 Ebert Van Buren, LSU, B  
 Chet Mutryn, Xavier, B  
 1952 Johnny Bright, Drake, B  
 1953 Al Conway, Army, B (2)  
 1954 Neil Worden, Notre Dame, B  
 1955 Dick Bielski, Maryland, B  
 1956 Bob Pellegrini, Maryland, C  
 1957 Clarence Peaks, Michigan State, B  
 1958 Walt Kowalczyk, Michigan State, B  
 1959 J.D. Smith, Rice, T (2)  
 1960 Ron Burton, Northwestern, RB  
 1961 Art Baker, Syracuse, RB  
 1962 Pete Case, Georgia, G (2)  
 1963 Ed Budde, Michigan State, G  
 1964 Bob Brown, Nebraska, T  
 1965 Ray Rissmiller, Georgia, T (2)  
 1966 Randy Beisler, Indiana, DE  
 1967 Harry Jones, Arkansas, RB  
 1968 Tim Rossovich, Southern California, DE  
 1969 Leroy Keyes, Purdue, TE  
 1970 Steve Zabel, Oklahoma, RB  
 1971 Richard Harris, Grambling, DE  
 1972 John Reaves, Florida, QB  
 1973 Jerry Sisemore, Texas, T  
 Charle Young, Southern California, TE  
 1974 Mitch Sutton, Kansas, DT (3)  
 1975 Bill Capraun, Miami (Fla.), T (7)  
 1976 Mike Smith, Florida, DE (4)  
 1977 Skip Sharp, Kansas, DB (5)  
 1978 Reggie Wilkes, Georgia Tech, LB (3)  
 1979 Jerry Robinson, UCLA, LB

1980 Roynell Young, Alcorn State, DB  
 1981 Leonard Mitchell, Houston, DE  
 1982 Mike Quick, North Carolina State, WR  
 1983 Michael Haddix, Mississippi State, RB  
 1984 Kenny Jackson, Penn State, WR  
 1985 Kevin Allen, Indiana, T  
 1986 Keith Byars, Ohio State, RB  
 1987 Jerome Brown, Miami (Fla.), DT  
 1988 Keith Jackson, Oklahoma, TE  
 1989 Jessie Small, Eastern Kentucky, LB (2)  
 1990 Ben Smith, Georgia, DB  
 1991 Antone Davis, Tennessee, T  
 1992 Siran Stacy, Alabama, RB (2)  
 1993 Lester Holmes, Jackson State, T  
 Leonard Renfro, Colorado, DT  
 1994 Bernard Williams, Georgia, T  
 1995 Mike Mamula, Boston College, DE  
 1996 Jemane Mayberry, Texas A&M-Kingsville, T  
 1997 Jon Harris, Virginia, DE  
 1998 Tra Thomas, Florida State, T  
 1999 Donovan McNabb, Syracuse, QB  
 2000 Corey Simon, Florida State, DT  
 2001 Freddie Mitchell, UCLA, WR  
 2002 Lito Sheppard, Florida, DB  
 2003 Jerome McDougle, Miami (Fla.), DE  
 2004 Shawn Andrews, Arkansas, T  
 2005 Mike Patterson, So. California, DT  
 2006 Brodrick Bunkley, Florida State, DT  
 2007 Kevin Kolb, Houston, QB (2)  
 2008 Trevor Laws, Notre Dame, DT (2)  
 2009 Jeremy Maclin, Missouri, WR  
 2010 Brandon Graham, Michigan, DE  
 2011 Danny Watkins, Baylor, G  
 2012 Fletcher Cox, Mississippi State, DT  
 2013 Lane Johnson, Oklahoma, T  
 2014 Marcus Smith, Louisville, LB  
 2015 Nelson Agholor, Southern California, WR  
 2016 Carson Wentz, North Dakota State, QB  
 2017 Derek Barnett, Tennessee, DE  
 2018 Dallas Goedert, South Dakota State, TE (2)  
 2019 Andre Dillard, Washington State, T  
 2020 Jalen Reagor, TCU, WR  
 2021 DeVonta Smith, Alabama, WR  
 2022 Jordan Davis, Georgia, DT  
 2023 Jalen Carter, Georgia, DT  
 Nolan Smith, Georgia, LB  
 2024 Quinyon Mitchell, Toledo, DB

### PITTSBURGH STEELERS

1936 Bill Shakespeare, Notre Dame, B  
 1937 Mike Basrak, Duquesne, C  
 1938 Byron (Whizzer) White, Colorado, B  
 1939 Bill Patterson, Baylor, B (3)  
 1940 Kay Eakin, Arkansas, B  
 1941 Chet Gladchuk, Boston College, C (2)  
 1942 Bill Dudley, Virginia, B  
 1943 Bill Daley, Minnesota, B  
 1944 Johnny Podesto, St. Mary's, Calif., B  
 1945 Paul Duhart, Florida, B  
 1946 Felix (Doc) Blanchard, Army, B  
 1947 Hub Bechtol, Texas, E  
 1948 Dan Edwards, Georgia, E  
 1949 Bobby Gage, Clemson, B  
 1950 Lynn Chandnoir, Michigan State, B  
 1951 Butch Avinger, Alabama, B  
 1952 Ed Modzelewski, Maryland, B  
 1953 Ted Marchibroda, St. Bonaventure, B  
 1954 Johnny Latner, Notre Dame, B  
 1955 Frank Varrichione, Notre Dame, T  
 1956 Gary Glick, Colorado A&M, B  
 Art Davis, Mississippi State, B  
 1957 Len Dawson, Purdue, B  
 1958 Larry Krutko, West Virginia, B (2)  
 1959 Tom Barnett, Purdue, B (8)  
 1960 Jack Spikes, TCU, RB

## FIRST-ROUND SELECTIONS

1961 Myron Pottios, Notre Dame, LB (2)  
 1962 Bob Ferguson, Ohio State, RB  
 1963 Frank Atkinson, Stanford, T (8)  
 1964 Paul Marth, Pittsburgh, S  
 1965 Roy Jefferson, Utah, WR (2)  
 1966 Dick Leffridge, West Virginia, RB  
 1967 Don Shy, San Diego State, RB (2)  
 1968 Mike Taylor, Southern California, T  
 1969 Joe Greene, North Texas State, DT  
 1970 Terry Bradshaw, Louisiana Tech, QB  
 1971 Frank Lewis, Grambling, WR  
 1972 Franco Harris, Penn State, RB  
 1973 J.T. Thomas, Florida State, DB  
 1974 Lynn Swann, Southern California, WR  
 1975 Dave Brown, Michigan, DB  
 1976 Bennie Cunningham, Clemson, TE  
 1977 Robin Cole, New Mexico, LB  
 1978 Ron Johnson, Eastern Michigan, DB  
 1979 Greg Hawthorne, Baylor, RB  
 1980 Mark Malone, Arizona State, QB  
 1981 Keith Gary, Oklahoma, DE  
 1982 Walter Abercrombie, Baylor, RB  
 1983 Gabriel Rivera, Texas Tech, DT  
 1984 Louis Lipps, So. Mississippi, WR  
 1985 Darryl Sims, Wisconsin, DE  
 1986 John Rienstra, Temple, G  
 1987 Rod Woodson, Purdue, DB  
 1988 Aaron Jones, Eastern Kentucky, DE  
 1989 Tim Worley, Georgia, RB  
 Tom Ricketts, Pittsburgh, T  
 1990 Eric Green, Liberty, TE  
 1991 Huey Richardson, Florida, DE  
 1992 Leon Searcy, Miami (Fla.), T  
 1993 Deon Figures, Colorado, DB  
 1994 Charles Johnson, Colorado, WR  
 1995 Mark Bruener, Washington, TE  
 1996 Jamain Stephens, North Carolina A&T, T  
 1997 Chad Scott, Maryland, DB  
 1998 Alan Faneck, LSU, G  
 1999 Troy Edwards, Louisiana Tech, WR  
 2000 Plaxico Burress, Michigan State, WR  
 2001 Casey Hampton, Texas, DT  
 2002 Kendall Simmons, Auburn, G  
 2003 Troy Polamalu, Southern California, DB  
 2004 Ben Roethlisberger, Miami (Ohio), QB  
 2005 Heath Miller, Virginia, TE  
 2006 Santonio Holmes, Ohio State, WR  
 2007 Lawrence Timmons, Florida State, LB  
 2008 Rashard Mendenhall, Illinois, RB  
 2009 Evander Hood, Missouri, DE  
 2010 Maurice Pouncey, Florida, C  
 2011 Cameron Heyward, Ohio State, DE  
 2012 David DeCastro, Stanford, G  
 2013 Jarvis Jones, Georgia, LB  
 2014 Ryan Shazier, Ohio State, LB  
 2015 Bud Dupree, Kentucky, LB  
 2016 Artie Burns, Miami (Fla.), DB  
 2017 T.J. Watt, Wisconsin, LB  
 2018 Terrell Edmunds, Virginia Tech, S  
 2019 Devin Bush, Michigan, LB  
 2020 Chase Claypool, Notre Dame, WR (2)  
 2021 Najee Harris, Alabama, RB  
 2022 Kenny Pickett, Pittsburgh, QB  
 2023 Broderick Jones, Georgia, T  
 2024 Troy Fautanu, Washington, T

### SAN FRANCISCO 49ERS

1950 Leo Nomellini, Minnesota, T  
 1951 Y.A. Tittle, LSU, B  
 1952 Hugh McElhenry, Washington, B  
 1953 Harry Babcock, Georgia, E  
 Tom Stolhandske, Texas, E  
 1954 Bernie Faloney, Maryland, B  
 1955 Dickie Moegle, Rice, B  
 1956 Earl Morrall, Michigan State, B

1957 John Brodie, Stanford, B  
 1958 Jim Pace, Michigan, B  
 Charlie Krueger, Texas A&M, T  
 1959 Dave Baker, Oklahoma, B  
 Dan James, Ohio State, C  
 1960 Monty Stickles, Notre Dame, E  
 1961 Jimmy Johnson, UCLA, CB  
 Bernie Casey, Bowling Green, WR  
 Bill Kilmer, UCLA, QB  
 1962 Lance Alworth, Arkansas, WR  
 1963 Kermit Alexander, UCLA, CB  
 1964 Dave Parks, Texas Tech, WR  
 1965 Ken Willard, North Carolina, RB  
 George Donnelly, Illinois, DB  
 1966 Stan Hindman, Mississippi, DE  
 1967 Steve Spurrier, Florida, QB  
 Cas Banaszek, Northwestern, T  
 1968 Forrest Blue, Auburn, C  
 1969 Ted Kwalick, Penn State, TE  
 Gene Washington, Stanford, WR  
 1970 Cedrick Hardman, North Texas State, DE  
 Bruce Taylor, Boston U., DB  
 1971 Tim Anderson, Ohio State, DB  
 1972 Terry Beasley, Auburn, WR  
 1973 Mike Holmes, Texas Southern, DB  
 1974 Wilbur Jackson, Alabama, RB  
 Bill Sandifer, UCLA, DT  
 1975 Jimmy Webb, Mississippi State, DT  
 1976 Randy Cross, UCLA, C (2)  
 1977 Elmo Boyd, Eastern Kentucky, WR (3)  
 1978 Ken MacAfee, Notre Dame, TE  
 Dan Bunz, Cal St.-Long Beach, LB  
 1979 James Owens, UCLA, WR (2)  
 1980 Earl Cooper, Rice, RB  
 Jim Stuckey, Clemson, DT  
 1981 Ronnie Lott, Southern California, DB  
 1982 Bubba Paris, Michigan, T (2)  
 1983 Roger Craig, Nebraska, RB (2)  
 1984 Todd Shell, Brigham Young, LB  
 1985 Jerry Rice, Mississippi Valley State, WR  
 1986 Larry Roberts, Alabama, DE (2)  
 1987 Harris Barton, North Carolina, T  
 Terrence Flagler, Clemson, RB  
 1988 Danny Stubbs, Miami (Fla.), DE (2)  
 1989 Keith DeLong, Tennessee, LB  
 1990 Dexter Carter, Florida State, RB  
 1991 Ted Washington, Louisville, DT  
 1992 Dana Hall, Washington, DB  
 1993 Dana Stubblefield, Kansas, DT  
 Todd Kelly, Tennessee, DE  
 1994 Bryant Young, Notre Dame, DT  
 William Floyd, Florida State, RB  
 1995 J.J. Stokes, UCLA, WR  
 1996 Israel Ifeanyi, So. California, DE (2)  
 1997 Jim Druckenmiller, Virginia Tech, QB  
 1998 R.W. McQuarters, Oklahoma State, DB  
 1999 Reggie McGrew, Florida, DT  
 2000 Julian Peterson, Michigan State, LB  
 Ahmed Plummer, Ohio State, DB  
 2001 Andre Carter, California, DE  
 2002 Mike Rumph, Miami (Fla.), DB  
 2003 Kwame Harris, Stanford, T  
 2004 Rashaun Woods, Oklahoma State, WR  
 2005 Alex Smith, Utah, QB  
 2006 Vernon Davis, Maryland, TE  
 Manny Lawson, North Carolina State, DE  
 Patrick Willis, Mississippi, LB  
 Joe Staley, Central Michigan, T  
 2008 Kentwan Balmer, North Carolina, DT  
 2009 Michael Crabtree, Texas Tech, WR  
 2010 Anthony Davis, Rutgers, T  
 Mike Iupati, Idaho, G  
 2011 Aldon Smith, Missouri, LB  
 2012 A.J. Jenkins, Illinois, WR  
 2013 Eric Reid, LSU, DB

2014 Jimmie Ward, Northern Illinois, DB  
 2015 Arik Armstead, Oregon, DE  
 2016 DeForest Buckner, Oregon, DE  
 Joshua Garnett, Stanford, G  
 2017 Solomon Thomas, Stanford, DE  
 Reuben Foster, Alabama, LB  
 2018 Mike McClincy, Notre Dame, T  
 2019 Nick Bosa, Ohio State, DE  
 2020 Javon Kinlaw, South Carolina, DT  
 Brandon Aiyuk, Arizona State, WR  
 2021 Trey Lance, North Dakota State, QB  
 2022 Drake Jackson, Southern California, DE (2)  
 2023 Ji'Ayir Brown, Penn State, DB (3)  
 2024 Ricky Pearsall, Florida State, WR

### SEATTLE SEAHAWKS

1976 Steve Niehaus, Notre Dame, DT  
 1977 Steve August, Tulsa, G  
 1978 Keith Simpson, Memphis State, DB  
 1979 Manu Tuiaosopo, UCLA, DT  
 1980 Jacob Green, Texas A&M, DE  
 1981 Ken Easley, UCLA, DB  
 1982 Jeff Bryant, Clemson, DE  
 1983 Curt Warner, Penn State, RB  
 1984 Terry Taylor, Southern Illinois, DB  
 1985 Owen Gill, Iowa, RB (2)  
 1986 John L. Williams, Florida, RB  
 1987 Tony Woods, Pittsburgh, LB  
 1988 Brian Blades, Miami (Fla.), WR (2)  
 1989 Andy Heck, Notre Dame, T  
 1990 Cortez Kennedy, Miami (Fla.), DT  
 1991 Dan McGwire, San Diego State, QB  
 1992 Ray Roberts, Virginia, T  
 1993 Rick Mirer, Notre Dame, QB  
 1994 Sam Adams, Texas A&M, DT  
 1995 Joey Galloway, Ohio State, WR  
 1996 Pete Kendall, Boston College, T  
 1997 Shawn Springs, Ohio State, DB  
 Walter Jones, Florida State, T  
 1998 Anthony Simmons, Clemson, LB  
 1999 Lamar King, Saginaw Valley State, DE  
 2000 Shaun Alexander, Alabama, RB  
 Chris McIntosh, Wisconsin, T  
 2001 Koren Robinson, North Carolina State, WR  
 Steve Hutchinson, Michigan, G  
 2002 Jerramy Stevens, Washington, TE  
 2003 Marcus Trufant, Washington State, DB  
 2004 Marcus Tubbs, Texas, DT  
 2005 Chris Spencer, Mississippi, C  
 2006 Kelly Jennings, Miami (Fla.), DB  
 2007 Josh Wilson, Maryland, DB (2)  
 2008 Lawrence Jackson, Southern California, DE  
 2009 Aaron Curry, Wake Forest, LB  
 2010 Russell Okung, Oklahoma State, T  
 Earl Thomas, Texas, DB  
 2011 James Carpenter, Alabama, T  
 2012 Bruce Irvin, West Virginia, DE  
 2013 Christine Michael, Texas A&M, RB (2)  
 2014 Paul Richardson, Colorado, WR (2)  
 2015 Frank Clark, Michigan, DE (2)  
 2016 Germain Iffedi, Texas A&M, T  
 2017 Malik McDowell, Michigan State, DT (2)  
 2018 Rashaad Penny, San Diego State, WR  
 2019 L.J. Collier, TCU, DE  
 2020 Jordyn Brooks, Texas Tech, LB  
 2021 D'Wayne Eskridge, W. Michigan, WR (2)  
 2022 Charles Cross, Mississippi State, T  
 2023 Devon Witherspoon, Illinois, DB  
 Jaxon Smith-Njigba, Ohio State, WR  
 2024 Byron Murphy, Texas, DT

### TAMPA BAY BUCCANERS

1976 Lee Roy Selmon, Oklahoma, DT  
 1977 Ricky Bell, Southern California, RB  
 1978 Doug Williams, Grambling, QB

## FIRST-ROUND SELECTIONS

1979 Greg Roberts, Oklahoma, G (2)  
 1980 Ray Snell, Wisconsin, G  
 1981 Hugh Green, Pittsburgh, LB  
 1982 Sean Farrell, Penn State, G  
 1983 Randy Grimes, Baylor, C (2)  
 1984 Keith Browner, Southern California, LB (2)  
 1985 Ron Holmes, Washington, DE  
 1986 Bo Jackson, Auburn, RB  
     Roderick Jones, So. Methodist, DB  
 1987 Vinny Testaverde, Miami (Fla.), QB  
 1988 Paul Gruber, Wisconsin, T  
 1989 Broderick Thomas, Nebraska, LB  
 1990 Keith McCants, Alabama, LB  
 1991 Charles McRae, Tennessee, T  
 1992 Courtney Hawkins, Michigan State, WR (2)  
 1993 Eric Curry, Alabama, DE  
 1994 Trent Dillfer, Fresno State, QB  
 1995 Warren Sapp, Miami (Fla.), DT  
     Derrick Brooks, Florida State, LB  
 1996 Regan Upshaw, California, DE  
     Marcus Jones, North Carolina, DT  
 1997 Warrick Dunn, Florida State, RB  
     Reidel Anthony, Florida, WR  
 1998 Jacques Green, Florida, WR (2)  
 1999 Anthony McFarland, LSU, DT  
 2000 Cooney Coleman, Tennessee, G (2)  
 2001 Kenyatta Walker, Florida, T  
 2002 Marquise Walker, Michigan, WR (3)  
 2003 Dewayne White, Louisville, DE (2)  
 2004 Michael Clayton, LSU, WR  
 2005 Carnell Williams, Auburn, RB  
 2006 Davin Joseph, Oklahoma, G  
 2007 Gaines Adams, Clemson, DE  
 2008 Aqib Talib, Kansas, DB  
 2009 Josh Freeman, Kansas State, QB  
 2010 Gerald McCoy, Oklahoma, DT  
 2011 Adrian Clayborn, Iowa, DE  
 2012 Mark Barron, Alabama, DB  
     Doug Martin, Boise State, RB  
 2013 Johnthan Banks, Mississippi State, DB (2)  
 2014 Mike Evans, Texas A&M, WR  
 2015 Jameis Winston, Florida State, QB  
 2016 Vernon Hargreaves, Florida, DB  
 2017 O.J. Howard, Alabama, TE  
 2018 Vita Vea, Washington, DT  
 2019 Devin White, LSU, LB  
 2020 Tristan Wirfs, Iowa, T  
 2021 Joe Tryon, Washington, LB  
 2022 Logan Hall, Houston, DE (2)  
 2023 Calijah Kancey, Pittsburgh, DE  
 2024 Graham Barton, Duke, C

### TENNESSEE TITANS

1960 Billy Cannon, LSU, RB  
 1961 Mike Ditka, Pittsburgh, E  
 1962 Ray Jacobs, Howard Payne, DT  
 1963 Danny Brabham, Arkansas, LB  
 1964 Scott Appleton, Texas, DT  
 1965 Lawrence Elkins, Baylor, WR  
 1966 Tommy Nobis, Texas, LB  
 1967 George Webster, Michigan State, LB  
     Tom Regner, Notre Dame, G  
 1968 Mac Haik, Mississippi, WR (2)  
 1969 Ron Pritchard, Arizona State, LB  
 1970 Doug Wilkerson, N. Carolina Central, G  
 1971 Dan Pastorini, Santa Clara, QB  
 1972 Greg Sampson, Stanford, DE  
 1973 John Matuszak, Tampa, DE  
     George Amundson, Iowa State, RB  
 1974 Steve Manstedt, Nebraska, LB (4)  
 1975 Robert Brazile, Jackson State, LB  
     Don Hardeman, Texas A&I, RB  
 1976 Mike Barber, Louisiana Tech, TE (2)  
 1977 Morris Towns, Missouri, T

1978 Earl Campbell, Texas, RB  
 1979 Mike Stensrud, Iowa State, DE (2)  
 1980 Angelo Fields, Michigan State, T (2)  
 1981 Michael Holston, Morgan State, WR (3)  
 1982 Mike Munchak, Penn State, G  
 1983 Bruce Matthews, Southern California, T  
 1984 Dean Steinkuhler, Nebraska, T  
 1985 Ray Childress, Texas A&M, DE  
     Richard Johnson, Wisconsin, DB  
 1986 Jim Everett, Purdue, QB  
 1987 Alonzo Highsmith, Miami (Fla.), RB  
     Haywood Jeffries, North Carolina State, WR  
 1988 Lorenzo White, Michigan State, RB  
 1989 David Williams, Florida, T  
 1990 Lamar Lathon, Houston, LB  
 1991 Mike Dumas, Indiana, DB (2)  
 1992 Eddie Robinson, Alabama State, LB (2)  
 1993 Brad Hopkins, Illinois, T  
 1994 Henry Ford, Arkansas, DE  
 1995 Steve McNair, Alcorn State, QB  
 1996 Eddie George, Ohio State, RB  
 1997 Kenny Holmes, Miami (Fla.), DE  
 1998 Kevin Dyson, Utah, WR  
 1999 Jevon Kearse, Florida, DE  
 2000 Keith Bulluck, Syracuse, LB  
 2001 Andre Dyson, Utah, DB (2)  
 2002 Albert Haynesworth, Tennessee, DT  
 2003 Andre Woolfolk, Oklahoma, DB  
 2004 Ben Troupe, Florida, TE (2)  
 2005 Adam Jones, West Virginia, DB  
 2006 Vince Young, Texas, QB  
 2007 Michael Griffin, Texas, DB  
 2008 Chris Johnson, East Carolina, RB  
 2009 Kerry Britt, Rutgers, WR  
 2010 Derrick Morgan, Georgia Tech, DE  
 2011 Jake Locker, Washington, QB  
 2012 Kendall Wright, Baylor, WR  
 2013 Chance Warmack, Alabama, G  
 2014 Taylor Lewan, Michigan, T  
 2015 Marcus Mariota, Oregon, QB  
 2016 Jack Conklin, Michigan State, T  
 2017 Corey Davis, Western Michigan, WR  
     Adoree' Jackson, Southern California, DB  
 2018 Rashaan Evans, Alabama, LB  
 2019 Jeffery Simmons, Mississippi State, DT  
 2020 Isaiah Wilson, Georgia, T  
 2021 Caleb Farley, Virginia Tech, DB  
 2022 Treyton Burks, Arkansas, WR  
 2023 Peter Skoronski, Northwestern, T  
 2024 JC Latham, Alabama, T

### WASHINGTON COMMANDERS

1936 Riley Smith, Alabama, B  
 1937 Sammy Baugh, TCU, B  
 1938 Andy Farkas, Detroit, B  
 1939 I.B. Hale, TCU, T  
 1940 Ed Boell, New York U., B  
 1941 Forest Evashevski, Michigan, B  
 1942 Orban (Spec) Sanders, Texas, B  
 1943 Jack Jenkins, Missouri, B  
 1944 Mike Micka, Colgate, B  
 1945 Jim Hardy, Southern California, B  
 1946 Cal Rossi, UCLA, B\*  
 1947 Cal Rossi, UCLA, B  
 1948 Harry Gilmer, Alabama, B  
     Lowell Tew, Alabama, B  
 1949 Rob Goode, Texas A&M, B  
 1950 George Thomas, Oklahoma, B  
 1951 Leon Heath, Oklahoma, B  
 1952 Larry Isbell, Baylor, B  
 1953 Jack Scarbath, Maryland, B  
 1954 Steve Meilinger, Kentucky, E  
 1955 Ralph Guglielmi, Notre Dame, B  
 1956 Ed Vereb, Maryland, B

1957 Don Bosseler, Miami (Fla.), B  
 1958 Mike Sommer, George Washington, B (2)  
 1959 Don Allard, Boston College, B  
 1960 Richie Lucas, Penn State, QB  
 1961 Norman Snead, Wake Forest, QB  
     Joe Rutgens, Illinois, DT  
 1962 Ernie Davis, Syracuse, QB  
 1963 Pat Richter, Wisconsin, TE  
 1964 Charley Taylor, Arizona State, RB-WR  
 1965 Bob Breitenstein, Tulsa, T (2)  
 1966 Charlie Gogolak, Princeton, K  
 1967 Ray McDonald, Idaho, RB  
 1968 Jim Smith, Oregon, DB  
 1969 Eugene Epps, Texas-El Paso, DB (2)  
 1970 Bill Bundige, Colorado, DT (2)  
 1971 Cotton Speyrer, Texas, WR (2)  
 1972 Moses Denson, Maryland State, RB (8)  
 1973 Charles Cantrell, Lamar, G (5)  
 1974 Jon Keyworth, Colorado, TE (6)  
 1975 Mike Thomas, Nevada-Las Vegas, RB (6)  
 1976 Mike Hughes, Baylor, G (5)  
 1977 Duncan McColl, Stanford, DE (4)  
 1978 Tony Green, Florida, RB (6)  
 1979 Don Warren, San Diego State, TE (4)  
 1980 Art Monk, Syracuse, WR  
 1981 Mark May, Pittsburgh, T  
 1982 Vernon Dean, San Diego State, DB (2)  
 1983 Darrell Green, Texas A&I, DB  
 1984 Bob Slater, Oklahoma, DT (2)  
 1985 Toby Nixon, San Diego State, DB (2)  
 1986 Markus Koch, Boise State, DE (2)  
 1987 Brian Davis, Nebraska, DB (2)  
 1988 Chip Lohmiller, Minnesota, K (2)  
 1989 Tracy Rocker, Auburn, DT (3)  
 1990 Andre Collins, Penn State, LB (2)  
 1991 Bobby Wilson, Michigan State, DT  
 1992 Desmond Howard, Michigan, WR  
 1993 Tom Carter, Notre Dame, DB  
 1994 Heath Shuler, Tennessee, QB  
 1995 Michael Westbrook, Colorado, WR  
 1996 Andre Johnson, Penn State, T  
 1997 Kenard Lang, Miami (Fla.), DE  
 1998 Stephen Alexander, Oklahoma, TE (2)  
 1999 Champ Bailey, Georgia, DB  
 2000 LaVar Arrington, Penn State, LB  
     Chris Samuels, Alabama, T  
 2001 Rod Gardner, Clemson, WR  
 2002 Patrick Ramsey, Tulane, QB  
 2003 Taylor Jacobs, Florida, WR (2)  
 2004 Sean Taylor, Miami (Fla.), DB  
 2005 Carlos Rogers, Auburn, DB  
     Jason Campbell, Auburn, QB  
 2006 Rocky McIntosh, Miami (Fla.), LB (2)  
 2007 LaRon Landry, LSU, DB  
 2008 Devin Thomas, Michigan State, WR (2)  
 2009 Brian Orakpo, Texas, DE  
 2010 Trent Williams, Oklahoma, T  
 2011 Ryan Kerrigan, Purdue, LB  
 2012 Robert Griffin III, Baylor, QB  
 2013 David Amerson, North Carolina State, DB (2)  
 2014 Trent Murphy, Stanford, LB (2)  
 2015 Brandon Scherff, Iowa, T  
 2016 Josh Doctson, TCU, WR  
 2017 Jonathan Allen, Alabama, DE  
 2018 Daron Payne, Alabama, DT  
 2019 Dwayne Haskins, Ohio State, QB  
     Montez Sweat, Mississippi State, LB  
 2020 Chase Young, Ohio State, DE  
 2021 Jamin Davis, Kentucky, LB  
 2022 Jahan Dotson, Penn State, WR  
 2023 Emmanuel Forbes, Mississippi State, DB  
 2024 Jayden Daniels, LSU, QB  
     \*Choice lost due to ineligibility

# Records

All-Time Records .....	558
Individual .....	558
Service .....	558
Scoring.....	558
Rushing.....	562
Passing.....	563
Receiving.....	567
Yards from Scrimmage.....	569
Interceptions By.....	570
Punting.....	571
Punt Returns .....	572
Kickoff Returns .....	573
Combined Kick Returns .....	575
Fumbles .....	576
Combined Net Yards.....	578
Sacks.....	579
Team .....	580
Championships .....	580
Games Won.....	580
Games Lost.....	581
Tie Games.....	581
Scoring.....	582
First Downs .....	584
Combined Net Yards Rushing and Passing .....	586
Rushing.....	586
Passing.....	587
Punting.....	589
Punt Returns .....	589
Kickoff Returns .....	591
Fumbles .....	591
Turnovers.....	593
Penalties.....	594
Defense.....	594
Outstanding Performers .....	598
Yearly Statistical Leaders.....	643
Super Bowl Records.....	675
Postseason Records .....	689
Officials .....	706

## ALL-TIME RECORDS

Compiled by Elias Sports Bureau.

The following records reflect all available official information on the National Football League from its formation in 1920 to date. Also included are all applicable records from the American Football League, 1960-69.

Individuals eligible for Rookie records are players who were in their first season of professional football and had not been on the roster or practice squad of another professional football team, including teams in other leagues, for any regular-season or post-season games in a previous season. Eligible players, therefore, include those who were under contract to a National Football League club for a previous season but were terminated prior to their club's first regular-season game and not re-signed, or who were placed on Reserve/Injured (or another category of the Reserve List) prior to their club's first regular-season game and were not activated during the rest of the regular season or postseason.

## INDIVIDUAL RECORDS

### SERVICE

#### Most Seasons

- 26 George Blanda, Chi. Bears, 1949, 1950-58; Bal. Colts, 1950; Hou. Oilers, 1960-66; Oak. Raiders, 1967-75
- 25 Morten Andersen, New Orleans, 1982-94; Atlanta, 1995-2000; N.Y. Giants, 2001; Kansas City, 2002-03; Minnesota, 2004; Atlanta, 2006-07
- 24 Adam Vinatieri, New England, 1996-2005; Indianapolis, 2006-19

#### Most Seasons, One Club

- 21 Jason Hanson, Detroit, 1992-2012
- 20 Jackie Slater, L.A. Rams, 1976-94; St.L. Rams, 1995  
Darrell Green, Washington, 1983-2002  
Tom Brady, New England, 2000-19
- 19 Jim Marshall, Minnesota, 1961-79  
Bruce Matthews, Hou. Oilers, 1983-96; Tennessee, 1997-2001

#### Most Games Played, Career

- 382 Morten Andersen, New Orleans, 1982-94; Atlanta, 1995-2000; N.Y. Giants, 2001; Kansas City, 2002-03; Minnesota, 2004; Atlanta, 2006-07
- 365 Adam Vinatieri, New England, 1996-2005; Indianapolis, 2006-19
- 353 Gary Anderson, Pittsburgh, 1982-94; Philadelphia, 1995-96; San Francisco, 1997; Minnesota, 1998-2002; Tennessee, 2003-04

#### Most Consecutive Games Played, Career

- 352 Jeff Feagles, New England, 1988-89; Philadelphia, 1990-93; Arizona, 1994-97; Seattle, 1998-2002; N.Y. Giants, 2003-09
- 299 Brett Favre, Green Bay, 1992-2007; N.Y. Jets, 2008; Minnesota, 2009-10
- 282 Jim Marshall, Cle. Browns, 1960; Minnesota, 1961-79

## SCORING

#### Most Seasons Leading League

- 5 Don Hutson, Green Bay, 1940-44  
Gino Cappelletti, Bos. Patriots, 1961, 1963-66  
Stephen Gostkowski, New England, 2008, 2012-15
- 3 Earl (Dutch) Clark, Portsmouth, 1932; Detroit, 1935-36  
Pat Harder, Chi. Cardinals, 1947-49  
Paul Hornung, Green Bay, 1959-61
- 2 By many players

#### Most Consecutive Seasons Leading League

- 5 Don Hutson, Green Bay, 1940-44
- 4 Gino Cappelletti, Bos. Patriots, 1963-66  
Stephen Gostkowski, New England, 2012-15
- 3 Pat Harder, Chi. Cardinals, 1947-49  
Paul Hornung, Green Bay, 1959-61

## SERVICE-SCORING

## POINTS

#### Most Points, Career

- 2,673 Adam Vinatieri, New England, 1996-2005; Indianapolis, 2006-19 (874-pat, 599-fg, 1 2-pt)
- 2,544 Morten Andersen, New Orleans, 1982-94; Atlanta, 1995-2000; N.Y. Giants, 2001; Kansas City, 2002-03; Minnesota, 2004; Atlanta, 2006-07 (849-pat, 565-fg)
- 2,434 Gary Anderson, Pittsburgh, 1982-94; Philadelphia 1995-96; San Francisco, 1997; Minnesota, 1998-2002; Tennessee, 2003-04 (820-pat, 538-fg)

#### Most Points, Season

- 186 LaDainian Tomlinson, S.D. Chargers, 2006 (31-td)
- 176 Paul Hornung, Green Bay, 1960 (15-td, 41-pat, 15-fg)
- 168 Shaun Alexander, Seattle, 2005 (28-td)

#### Most Points, No Touchdowns, Season

- 166 David Akers, San Francisco, 2011 (34-pat, 44-fg)
- 164 Gary Anderson, Minnesota, 1998 (59-pat, 35-fg)
- 163 Jeff Wilkins, St.L. Rams, 2003 (46-pat, 39-fg)

#### Most Seasons, 100 or More Points

- 21 Adam Vinatieri, New England, 1996-2005; Indianapolis, 2006-08, 2010, 2012-18
- 16 Jason Elam, Denver, 1993-2007; Atlanta, 2008
- 15 Mason Crosby, Green Bay, 2007-16, 2018-22

#### Most Points, Rookie Season

- 150 Cody Parkey, Philadelphia, 2014 (54-pat, 32-fg)
- 144 Kevin Butler, Chi. Bears, 1985 (51-pat, 31-fg)
- 142 Harrison Butker, Kansas City, 2017 (28-pat, 38-fg)

#### Most Points, Game

- 40 Ernie Nevers, Chi. Cardinals vs. Chi. Bears, Nov. 28, 1929 (6-td, 4-pat)
- 36 Dub Jones, Cle. Browns vs. Chi. Bears, Nov. 25, 1951 (6-td)  
Gale Sayers, Chi. Bears vs. San Francisco, Dec. 12, 1965 (6-td)  
Alvin Kamara, New Orleans vs. Minnesota, Dec. 25, 2020 (6-td)
- 33 Paul Hornung, Green Bay vs. Bal. Colts, Oct. 8, 1961 (4-td, 6-pat, 1-fg)

#### Most Consecutive Games Scoring

- 360 Morten Andersen, New Orleans, 1983-94; Atlanta, 1995-2000; N.Y. Giants, 2001; Kansas City, 2002-03; Minnesota, 2004; Atlanta, 2006-07
- 263 Jason Elam, Denver, 1993-2007; Atlanta, 2008-09
- 195 Justin Tucker, Baltimore, 2012-23 (current)

## TOUCHDOWNS

#### Most Seasons Leading League

- 8 Don Hutson, Green Bay, 1935-38, 1941-44
- 3 Jim Brown, Cle. Browns, 1958-59, 1963  
Lance Alworth, S.D. Chargers, 1964-66  
Emmitt Smith, Dal. Cowboys, 1992, 1994-95
- 2 By many players

#### Most Consecutive Seasons Leading League

- 4 Don Hutson, Green Bay, 1935-38, 1941-44
- 3 Lance Alworth, S.D. Chargers, 1964-66
- 2 By many players

#### Most Touchdowns, Career

- 208 Jerry Rice, San Francisco, 1985-2000; Oak. Raiders, 2001-04; Seattle, 2004 (10-r, 197-p, 1-ret)
- 175 Emmitt Smith, Dal. Cowboys, 1990-2002; Arizona, 2003-04 (164-r, 11-p)
- 162 LaDainian Tomlinson, S.D. Chargers, 2001-09; N.Y. Jets, 2010-11 (145-r, 17-p)

#### Most Touchdowns, Season

- 31 LaDainian Tomlinson, S.D. Chargers, 2006 (28-r, 3-p)
- 28 Shaun Alexander, Seattle, 2005 (27-r, 1-p)
- 27 Priest Holmes, Kansas City, 2003 (27-r)

#### Most Touchdowns, Rookie Season

- 22 Gale Sayers, Chi. Bears, 1965 (14-r, 6-p)
- 20 Eric Dickerson, L.A. Rams, 1983 (18-r, 2-p)
- 17 Fred Taylor, Jacksonville, 1998 (14-r, 3-p)  
Randy Moss, Minnesota, 1998 (17-p)  
Edgerrin James, Indianapolis, 1999 (13-r, 4-p)  
Clinton Portis, Denver, 2002 (15-r, 2-p)

## SCORING

### Most Touchdowns, Game

- 6 Ernie Nevers, Chi. Cardinals vs. Chi. Bears, Nov. 28, 1929 (6-r)  
Dub Jones, Cle. Browns vs. Chi. Bears, Nov. 25, 1951 (4-r, 2-p)  
Gale Sayers, Chi. Bears vs. San Francisco, Dec. 12, 1965 (4-r, 1-p, 1-ret)  
Alvin Kamara, New Orleans vs. Minnesota, Dec. 25, 2020 (6-r)
- 5 Jimmy Conzelman, Rock Island vs. Evansville, Oct. 15, 1922 (5-r)  
Bob Shaw, Chi. Cardinals vs. Bal. Colts, Oct. 2, 1950 (5-p)  
Jim Brown, Cle. Browns vs. Bal. Colts, Nov. 1, 1959 (5-r)  
Abner Haynes, Dal. Texans vs. Oak. Raiders, Nov. 26, 1961 (4-r, 1-p)  
Billy Cannon, Hou. Oilers vs. N.Y. Titans, Dec. 10, 1961 (3-r, 2-p)  
Cookie Gilchrist, Buffalo vs. N.Y. Jets, Dec. 8, 1963 (5-r)  
Paul Hornung, Green Bay vs. Bal. Colts, Dec. 12, 1965 (3-r, 2-p)  
Kellen Winslow, S.D. Chargers vs. Oak. Raiders, Nov. 22, 1981 (5-p)  
Jerry Rice, San Francisco vs. Atlanta, Oct. 14, 1990 (5-p)  
James Stewart, Jacksonville vs. Philadelphia, Oct. 12, 1997 (5-r)  
Shaun Alexander, Seattle vs. Minnesota, Sept. 29, 2002 (4-r, 1-p)  
Clinton Portis, Denver vs. Kansas City, Dec. 7, 2003 (5-r)  
Jamaal Charles, Kansas City vs. Oak. Raiders, Dec. 15, 2013 (4-p, 1-r)  
Jonathan Taylor, Indianapolis vs. Buffalo, Nov. 21, 2021 (4-r, 1-p)  
Joe Mixon, Cincinnati vs. Carolina, Nov. 6, 2022 (4-r, 1-p)
- 4 By many players. Last time:  
Christian McCaffrey, San Francisco vs. Arizona, Oct. 1, 2023 (3-r, 1-p)

### Most Consecutive Games Scoring Touchdowns

- 18 Lenny Moore, Bal. Colts, 1963-65  
LaDainian Tomlinson, S.D. Chargers, 2004-05
- 14 O.J. Simpson, Buffalo, 1975
- 13 John Riggins, Washington, 1982-83  
George Rogers, Washington, 1985-86  
Jerry Rice, San Francisco, 1986-87  
Todd Gurley, L.A. Rams, 2017-18

## POINTS AFTER TOUCHDOWN

### Most Seasons Leading League

- 8 George Blanda, Chi. Bears, 1956; Hou. Oilers, 1961-62; Oak. Raiders, 1967-69, 1972, 1974
- 4 Bob Waterfield, Cle. Rams, 1945; L.A. Rams, 1946, 1950, 1952
- 3 Earl (Dutch) Clark, Portsmouth, 1932; Detroit, 1935-36 Jack Manders, Chi. Bears, 1933-35  
Don Hutson, Green Bay, 1941-42, 1945  
Mason Crosby, Green Bay, 2008, 2011, 2020

### Most (Kicking) Points After Touchdown Attempted, Career

- 959 George Blanda, Chi. Bears, 1949, 1950-58; Bal. Colts, 1950; Hou. Oilers, 1960-66; Oak. Raiders, 1967-75
- 898 Adam Vinatieri, New England, 1996-2005; Indianapolis, 2006-19
- 859 Morten Andersen, New Orleans, 1982-1994; Atlanta, 1995-2000; N.Y. Giants, 2001; Kansas City, 2002-03; Minnesota, 2004; Atlanta, 2006-07

### Most (Kicking) Points After Touchdown Attempted, Season

- 75 Matt Prater, Denver, 2013
- 74 Stephen Gostkowski, New England, 2007
- 70 Uwe von Schamann, Miami, 1984

## ALL-TIME RECORDS

### Most (Kicking) Points After Touchdown Attempted, Game

- 10 Charlie Gogolak, Washington vs. N.Y. Giants, Nov. 27, 1966  
Jason Sanders, Miami vs. Denver, Sept. 24, 2023
- 9 Pat Harder, Chi. Cardinals vs. N.Y. Giants, Oct. 17, 1948; vs. N.Y. Bulldogs, Nov. 13, 1949  
Bob Waterfield, L.A. Rams vs. Bal. Colts, Oct. 22, 1950  
Bob Thomas, Chi. Bears vs. Green Bay, Dec. 7, 1980  
Daniel Carlson, Las Vegas vs. L.A. Chargers, Dec. 14, 2023
- 8 By many players

### Most (One-Point) Points After Touchdown, Career

- 943 George Blanda, Chi. Bears, 1949, 1950-58; Bal. Colts, 1950; Hou. Oilers, 1960-66; Oak. Raiders, 1967-75
- 874 Adam Vinatieri, New England, 1996-2005; Indianapolis, 2006-19
- 849 Morten Andersen, New Orleans, 1982-94; Atlanta, 1995-2000; N.Y. Giants, 2001; Kansas City, 2002-03; Minnesota, 2004; Atlanta, 2006-07

### Most (One-Point) Points After Touchdown, Season

- 75 Matt Prater, Denver, 2013
- 74 Stephen Gostkowski, New England, 2007
- 68 Mason Crosby, Green Bay, 2011

### Most (One-Point) Points After Touchdown, Game

- 10 Jason Sanders, Miami vs. Denver, Sept. 24, 2023
- 9 Pat Harder, Chi. Cardinals vs. N.Y. Giants, Oct. 17, 1948  
Bob Waterfield, L.A. Rams vs. Bal. Colts, Oct. 22, 1950  
Charlie Gogolak, Washington vs. N.Y. Giants, Nov. 27, 1966  
Daniel Carlson, Las Vegas vs. L.A. Chargers, Dec. 14, 2023
- 8 By many players

### Most Consecutive (Kicking) Points After Touchdown

- 478 Stephen Gostkowski, New England, 2006-16
- 422 Matt Stover, Bal. Ravens, 1996-2008; Indianapolis, 2009
- 371 Jason Elam, Denver, 1993-2002  
Jeff Wilkins, St.L. Rams, 1999-2007

### Highest (Kicking) Points After Touchdown Percentage, Career (200 points after touchdown)

- 99.77 Rian Lindell, Seattle, 2000-02; Buffalo, 2003-12; Tampa Bay, 2013 (432-433)
- 99.64 Billy Cundiff, Dal. Cowboys, 2002-05; New Orleans, 2006; Cle. Browns, 2009; Bal. Ravens, 2009-11; Washington, 2012; Cle. Browns, 2013-14; Buffalo, 2015 (277-278)
- 99.49 Matt Stover, Cle. Browns, 1991-95; Bal. Ravens, 1996-2008; Indianapolis, 2009 (591-594)

### Most (Kicking) Points After Touchdown, No Misses, Season

- 75 Matt Prater, Denver, 2013
- 74 Stephen Gostkowski, New England, 2007
- 66 Stephen Gostkowski, New England, 2012

### Most (Kicking) Points After Touchdown, No Misses, Game

- 10 Jason Sanders, Miami vs. Denver, Sept. 24, 2023
- 9 Pat Harder, Chi. Cardinals vs. N.Y. Giants, Oct. 17, 1948  
Bob Waterfield, L.A. Rams vs. Bal. Colts, Oct. 22, 1950  
Daniel Carlson, Las Vegas vs. L.A. Chargers, Dec. 14, 2023
- 8 By many players

### Most Two-Point Conversions, Career

Two-point conversions include AFL (1960-69) and NFL (since 1994).

- 7 Marshall Faulk, Indianapolis, 1994-98; St.L. Rams, 1999-2005  
Alvin Kamara, New Orleans, 2017-23
- 6 Terance Mathis, Atlanta, 1994-2001; Pittsburgh, 2002  
Matt Forté, Chi. Bears, 2008-15;  
N.Y. Jets, 2016-17  
Mark Ingram, New Orleans, 2011-18; Bal. Ravens, 2019-20, Hou. Texans, 2021; New Orleans, 2021-22

- 5 Cris Carter, Minnesota, 1994-2001; Miami, 2002
- Rob Moore, N.Y. Jets, 1994; Arizona, 1995-99
- Willie Jackson, Jacksonville, 1995-97; Cincinnati, 1998-99; New Orleans, 2000-01; Washington, 2002
- Keenan McCardell, Cle. Browns, 1994-95; Jacksonville, 1996-2001; Tampa Bay, 2002-03; S.D. Chargers, 2004-06, Washington, 2007
- Marvin Harrison, Indianapolis, 1996-2008
- Marcus Pollard, Indianapolis, 1995-2004; Detroit, 2005-06; Seattle, 2007; Atlanta, 2008
- Todd Heap, Bal. Ravens, 2001-10; Arizona, 2011-12
- Hines Ward, Pittsburgh, 1998-2011
- Edgerrin James, Indianapolis, 1999-2005; Arizona, 2006-08; Seattle, 2009
- Travis Kelce, Kansas City, 2013-23

**Most Two-Point Conversions, Season**

- 4 Todd Heap, Bal. Ravens, 2003
- 3 Gino Cappelletti, Bos. Patriots, 1960
- Richie Lucas, Buffalo, 1961
- Ronnie Harmon, S.D. Chargers, 1994
- Haywood Jeffires, Hou. Oilers, 1994
- Tom Tupa, Cle. Browns, 1994
- Terance Mathis, Atlanta, 1995
- Lamar Smith, Seattle, 1996
- Cris Carter, Minnesota, 1997
- Terrell Davis, Denver, 1997
- James Stewart, Detroit, 2000
- Hines Ward, Pittsburgh, 2002
- Brian Finneran, Atlanta, 2005
- Reggie Bush, New Orleans, 2007
- Alshon Jeffery, Philadelphia, 2017
- Todd Gurley, L.A. Rams, 2018
- Alvin Kamara, New Orleans, 2018
- Dalvin Cook, Minnesota, 2020
- Ezekiel Elliott, Dal. Cowboys, 2021
- Alvin Kamara, New Orleans, 2023
- Deshaun Watson, Cle. Browns, 2023
- 2 By many players

**Most Two-Point Conversions, Game**

- 2 Brett Perriman, Detroit vs. Green Bay, Nov. 6, 1994
- Michael Jackson, Bal. Ravens vs. New England, Oct. 6, 1996
- Terrell Davis, Denver vs. Atlanta, Sept. 28, 1997
- Charles Johnson, Pittsburgh vs. Tennessee, Nov. 1, 1998
- Marshall Faulk, St.L. Rams vs. Atlanta, Oct. 15, 2000
- Todd Heap, Bal. Ravens vs. Cincinnati, Oct. 19, 2003
- Reggie Bush, New Orleans vs. St.L. Rams, Nov. 11, 2007
- Tarvaris Jackson, Minnesota vs. Denver, Dec. 30, 2007 (ot)
- Mewelde Moore, Pittsburgh vs. New England, Nov. 14, 2010
- Lance Moore, New Orleans vs. Hou. Texans, Sept. 25, 2011
- Ladarius Green, S.D. Chargers vs. Oak. Raiders, Oct. 25, 2015
- Todd Gurley, L.A. Rams vs. Arizona, Sept. 16, 2018
- Duke Johnson, Cle. Browns vs. Oak. Raiders, Sept. 30, 2018 (ot)
- Dalvin Cook, Minnesota vs. Green Bay, Sept. 13, 2020
- Mark Andrews, Bal. Ravens vs. Indianapolis, Oct. 11, 2021 (ot)
- Alvin Kamara, New Orleans vs. Minnesota, Nov. 12, 2023

**FIELD GOALS**

**Most Seasons Leading League**

- 5 Lou Groza, Cle. Browns, 1950, 1952-54, 1957
- 4 Jack Manders, Chi. Bears, 1933-34, 1936-37
- Ward Cuff, N.Y. Giants, 1938-39, 1943; Green Bay, 1947
- Mark Moseley, Washington, 1976-77, 1979, 1982
- 3 Bob Waterfield, L.A. Rams, 1947, 1949, 1951
- Gino Cappelletti, Bos. Patriots, 1961, 1963-64
- Fred Cox, Minnesota, 1965, 1969-70
- Jan Stenerud, Kansas City, 1967, 1970, 1975
- Stephen Gostkowski, New England, 2008, 2013-14
- Justin Tucker, Bal. Ravens, 2013, 2016, 2022

**Most Consecutive Seasons Leading League**

- 3 Lou Groza, Cle. Browns, 1952-54
- 2 Jack Manders, Chi. Bears, 1933-34
- Armand Niccolai, Pittsburgh, 1935-36
- Jack Manders, Chi. Bears, 1936-37
- Ward Cuff, N.Y. Giants, 1938-39
- Clark Hinkle, Green Bay, 1940-41
- Cliff Patton, Philadelphia, 1948-49
- Gino Cappelletti, Bos. Patriots, 1963-64
- Jim Turner, N.Y. Jets, 1968-69
- Fred Cox, Minnesota, 1969-70
- Mark Moseley, Washington, 1976-77
- Chip Lohmiller, Washington, 1991-92
- Pete Stoyanovich, Miami, 1991-92
- Stephen Gostkowski, New England, 2013-14

**Most Field Goals Attempted, Career**

- 715 Adam Vinatieri, New England, 1996-2005; Indianapolis, 2006-19
- 709 Morten Andersen, New Orleans, 1982-94; Atlanta, 1995-2000; N.Y. Giants, 2001; Kansas City, 2002-03; Minnesota, 2004; Atlanta, 2006-07
- 672 Gary Anderson, Pittsburgh, 1982-94; Philadelphia, 1995-96; San Francisco, 1997; Minnesota, 1998-2002; Tennessee, 2003-04

**Most Field Goals Attempted, Season**

- 52 David Akers, San Francisco, 2011
- 49 Bruce Gossett, L.A. Rams, 1966
- Curt Knight, Washington, 1971
- 48 Chester Marcol, Green Bay, 1972

**Most Field Goals Attempted, Game**

- 9 Jim Bakken, St.L. Cardinals vs. Pittsburgh, Sept. 24, 1967
- 8 Lou Michaels, Pittsburgh vs. St.L. Cardinals, Dec. 2, 1962
- Garo Yepremian, Detroit vs. Minnesota, Nov. 13, 1966
- Jim Turner, N.Y. Jets vs. Buffalo, Nov. 3, 1968
- Billy Cundiff, Dal. Cowboys vs. N.Y. Giants, Sept. 15, 2003 (ot)
- Rob Bironas, Tennessee vs. Hou. Texans, Oct. 21, 2007
- Jason Sanders, Miami vs. N.Y. Jets, Dec. 8, 2019
- Tyler Bass, Buffalo vs. N.Y. Jets, Oct. 25, 2020
- 7 By many players

**Most Field Goals, Career**

- 599 Adam Vinatieri, New England, 1996-2005; Indianapolis, 2006-19
- 565 Morten Andersen, New Orleans, 1982-94; Atlanta, 1995-2000; N.Y. Giants, 2001; Kansas City, 2002-03; Minnesota, 2004; Atlanta, 2006-07
- 538 Gary Anderson, Pittsburgh, 1982-94; Philadelphia, 1995-96; San Francisco, 1997; Minnesota, 1998-2002; Tennessee, 2003-04

**Most Field Goals, Season**

- 44 David Akers, San Francisco, 2011
- 40 Neil Rackers, Arizona, 2005
- Daniel Carlson, Las Vegas, 2021
- 39 Olindo Mare, Miami, 1999
- Jeff Wilkins, St.L. Rams, 2003
- Robbie Gould, San Francisco, 2017

**Most Field Goals, Rookie, Season**

- 38 Harrison Butker, Kansas City, 2017
- 35 Ali Haji-Sheikh, N.Y. Giants, 1983
- Blair Walsh, Minnesota, 2012

**Most Field Goals, Game**

- 8 Rob Bironas, Tennessee vs. Hou. Texans, Oct. 21, 2007
- 7 Jim Bakken, St.L. Cardinals vs. Pittsburgh, Sept. 24, 1967
- Rich Karlis, Minnesota vs. L.A. Rams, Nov. 5, 1989 (ot)
- Chris Boniol, Dal. Cowboys vs. Green Bay, Nov. 18, 1996
- Billy Cundiff, Dal. Cowboys vs. N.Y. Giants, Sept. 15, 2003 (ot)
- Shayne Graham, Cincinnati vs. Bal. Ravens, Nov. 11, 2007
- Cairo Santos, Kansas City vs. Cincinnati, Oct. 4, 2015
- Greg Zuerlein, L.A. Rams vs. Dal. Cowboys, Oct. 1, 2017
- Jason Myers, N.Y. Jets vs. Indianapolis, Oct. 14, 2018
- Jason Sanders, Miami vs. N.Y. Jets, Dec. 8, 2019



## SCORING

### Most Field Goals, One Quarter

- 4 Garo Yepremian, Detroit vs. Minnesota, Nov. 13, 1966 (second quarter)
- Curt Knight, Washington vs. N.Y. Giants, Nov. 15, 1970 (second quarter)
- Roger Ruzek, Dal. Cowboys vs. N.Y. Giants, Nov. 2, 1987 (fourth quarter)
- Cary Blanchard, Indianapolis vs. Buffalo, Sept. 21 1997 (second quarter)
- Sebastian Janikowski, Oak. Raiders vs. Chi. Bears, Oct. 5, 2003 (second quarter)
- Jeff Wilkins, St.L. Rams vs. Bal. Ravens, Nov. 9, 2003 (fourth quarter)
- Lawrence Tynes, Kansas City vs. New England, Nov. 27, 2005 (second quarter)
- Shayne Graham, Cincinnati vs. Bal. Ravens, Nov. 11, 2007 (fourth quarter)
- Dan Carpenter, Buffalo vs. Cle. Browns, Nov. 30, 2014 (fourth quarter)
- Wil Lutz, New Orleans vs. N.Y. Giants, Sept. 30, 2018 (second quarter)
- Austin Seibert, Cle. Browns vs. Denver, Nov. 3, 2019 (second quarter)
- 3 By many players

### Most Consecutive Games Scoring Field Goals

- 38 Matt Stover, Bal. Ravens, 1999-2001
- 36 Wil Lutz, New Orleans, 2016-18
- 34 David Akers, Philadelphia, 2010; San Francisco, 2011-12; Detroit, 2013

### Most Consecutive Field Goals

- 44 Adam Vinatieri, Indianapolis, 2015-16
- 42 Mike Vanderjagt, Indianapolis, 2002-04
- 41 Daniel Carlson, Las Vegas, 2021-22

### Longest Field Goal

- 66 Justin Tucker, Bal. Ravens vs. Detroit, Sept. 26, 2021
- 64 Matt Prater, Denver vs. Tennessee, Dec. 8, 2013
- 63 Tom Dempsey, New Orleans vs. Detroit, Nov. 8, 1970
- Jason Elam, Denver vs. Jacksonville, Oct. 25, 1998
- Sebastian Janikowski, Oak. Raiders vs. Denver, Sept. 12, 2011
- David Akers, San Francisco vs. Green Bay, Sept. 9, 2012
- Graham Gano, Carolina vs. N.Y. Giants, Oct. 7, 2018
- Brett Maher, Dal. Cowboys vs. Philadelphia, Oct. 20, 2019

### Highest Field Goal Pct., Career (100 field goals)

- 90.18 Justin Tucker, Bal. Ravens, 2012-23 (395-438)
- 89.14 Harrison Butker, Kansas City, 2017-23 (197-221)
- 88.51 Youngbue Koo, L.A. Chargers, 2017; Atlanta, 2019-23 (154-174)

### Highest Field Goal Pct., Season (Qualifiers)

- 100.00 Tony Zendejas, L.A. Rams, 1991 (17-17)
- Gary Anderson, Minnesota, 1998 (35-35)
- Jeff Wilkins, St.L. Rams, 2000 (17-17)
- Mike Vanderjagt, Indianapolis, 2003 (37-37)
- Mason Crosby, Green Bay, 2020 (16-16)
- Jason Myers, Seattle, 2020 (24-24)
- 97.44 Justin Tucker, Bal. Ravens, 2016 (38-39)
- 97.06 Robbie Gould, San Francisco, 2018 (33-34)
- Josh Lambo, Jacksonville, 2019 (33-34)

### Most Field Goals, No Misses, Game

- 8 Rob Bironas, Tennessee vs. Hou. Texans, Oct. 21, 2007
- 7 Rich Karlis, Minnesota vs. L.A. Rams, Nov. 5, 1989 (ot)
- Chris Boniol, Dal. Cowboys vs. Green Bay, Nov. 18, 1996
- Shayne Graham, Cincinnati vs. Bal. Ravens, Nov. 11, 2007
- Cairo Santos, Kansas City vs. Cincinnati, Oct. 4, 2015
- Greg Zuerlein, L.A. Rams vs. Dal. Cowboys, Oct. 1, 2017
- Jason Myers, N.Y. Jets vs. Indianapolis, Oct. 14, 2018
- 6 By many players

### Most Field Goals, 50 or More Yards, Career

- 80 Matt Prater, Atlanta, 2007; Denver, 2007-13; Detroit, 2014-20; Arizona, 2021-23
- 58 Sebastian Janikowski, Oak. Raiders, 2000-16; Seattle, 2018
- Justin Tucker, Bal. Ravens, 2012-23
- 52 Jason Hanson, Detroit, 1992-2012

## ALL-TIME RECORDS

### Most Field Goals, 50 or More Yards, Season

- 11 Daniel Carlson, Las Vegas, 2022
- 10 Blair Walsh, Minnesota, 2012
- Justin Tucker, Bal. Ravens, 2016
- Brandon McManus, Denver, 2020
- Brandon Aubrey, Dallas, 2023
- 9 Evan McPherson, Cincinnati, 2021
- Brett Maher, Dal. Cowboys 2022
- Chase McLaughlin, Indianapolis, 2022
- Justin Tucker, Bal. Ravens 2022
- Matt Prater, Arizona, 2023

### Most Field Goals, 50 or More Yards, Game

- 4 Matt Gay, Indianapolis vs. Bal. Ravens, Sept. 24, 2023 (OT)
- 3 Morten Andersen, Atlanta vs. New Orleans, Dec. 10, 1995
- Neil Rackers, Arizona vs. Seattle, Oct. 24, 2004
- Kris Brown, Hou. Texans vs. Miami, Oct. 7, 2007
- Conner Barth, Tampa Bay vs. Miami, Nov. 15, 2009
- Sebastian Janikowski, Oak. Raiders vs. Hou. Texans, Oct. 9, 2011
- Josh Scobee, Jacksonville vs. Bal. Ravens, Oct. 24, 2011
- Phil Dawson, Cle. Browns vs. Bal. Ravens, Sept. 27, 2012
- Blair Walsh, Minnesota vs. St.L. Rams, Dec. 16, 2012
- Justin Tucker, Bal. Ravens vs. Cincinnati, Nov. 27, 2016
- Stephen Gostkowski, Tennessee vs. Minnesota, Sept. 27, 2020
- Graham Gano, N.Y. Giants vs. Dal. Cowboys, Oct. 11, 2020
- Tyler Bass, Buffalo vs. Arizona, Nov. 15, 2020
- Evan McPherson, Cincinnati vs. Las Vegas, Nov. 21, 2021
- Brett Maher, Dal. Cowboys vs. Minnesota, Nov. 20, 2022
- Dustin Hopkins, Cle. Browns vs. Indianapolis, Oct. 22, 2023
- Brandon Aubrey, Dal. Cowboys vs. Philadelphia, Dec. 10, 2023
- Jason Sanders, Miami vs. Dal. Cowboys, Dec. 24, 2023
- 2 By many players

## SAFETIES

### Most Safeties, Career

- 4 Ted Hendricks, Bal. Colts, 1969-73; Green Bay, 1974; Oak. Raiders, 1975-81; L.A. Raiders, 1982-83
- Doug English, Detroit, 1975-79, 1981-85
- Jared Allen, Kansas City, 2004-07; Minnesota, 2008-13; Chi. Bears, 2014; Carolina, 2015
- Justin Houston, Kansas City, 2011-18; Indianapolis, 2019-20; Bal. Ravens, 2021
- 3 Bill McPeak, Pittsburgh, 1949-57
- Charlie Krueger, San Francisco, 1959-73
- Ernie Stautner, Pittsburgh, 1950-63
- Jim Katcavage, N.Y. Giants, 1956-68
- Roger Brown, Detroit, 1960-66; L.A. Rams, 1967-69
- Bruce Maher, Detroit, 1960-67; N.Y. Giants, 1968-69
- Ron McDole, St.L. Cardinals, 1961; Hou. Oilers, 1962; Buffalo, 1963-70; Washington, 1971-78
- Alan Page, Minnesota, 1967-78; Chi. Bears, 1979-81
- Lyle Alzado, Denver, 1971-78; Cle. Browns, 1979-81; L.A. Raiders, 1982-85
- Rulon Jones, Denver, 1980-88
- Steve McMichael, New England, 1980; Chi. Bears, 1981-93; Green Bay, 1994
- Kevin Greene, L.A. Rams, 1985-92; Pittsburgh, 1993-95; Carolina, 1996, 1998-99; San Francisco, 1997
- Burt Grossman, S.D. Chargers, 1989-93; Philadelphia, 1994
- Eric Swann, Phoenix, 1991-93; Arizona, 1994-99; Carolina, 2000
- Dan Saleaumua, Detroit, 1987-88; Kansas City, 1989-96; Seattle, 1997-98
- Derrick Thomas, Kansas City, 1989-99
- Bryant Young, San Francisco, 1994-2007
- Jason Taylor, Miami, 1997-2007; Washington, 2008; Miami, 2009; N.Y. Jets, 2010; Miami, 2011
- Calais Campbell, Arizona, 2008-16; Jacksonville, 2017-19; Bal. Ravens, 2020-22; Atlanta, 2023
- 2 By many players

**ALL-TIME RECORDS****SCORING-RUSHING****Most Safeties, Season**

- 2 Tom Nash, Green Bay, 1932
- Willie Wilkin, Washington, 1942
- Roger Brown, Detroit, 1962
- Ron McDole, Buffalo, 1964
- Alan Page, Minnesota, 1971
- Fred Dryer, L.A. Rams, 1973
- Benny Barnes, Dal. Cowboys, 1973
- James Young, Hou. Oilers, 1977
- Doug English, Detroit, 1983
- Don Blackmon, New England, 1985
- Tim Harris, Green Bay, 1988
- Brian Jordan, Atlanta, 1991
- Burt Grossman, S.D. Chargers, 1992
- Rod Stephens, Seattle, 1993
- Bryant Young, San Francisco, 1996
- Jared Allen, Minnesota, 2008
- Jameel McClain, Bal. Ravens, 2008
- Junior Galette, New Orleans, 2014
- Justin Houston, Indianapolis, 2020

**Most Safeties, Game**

- 2 Fred Dryer, L.A. Rams vs. Green Bay, Oct. 21, 1973

**RUSHING****Most Seasons Leading League**

- 8 Jim Brown, Cle. Browns, 1957-61, 1963-65
- 4 Steve Van Buren, Philadelphia, 1945, 1947-49
- O.J. Simpson, Buffalo, 1972-73, 1975-76
- Eric Dickerson, L.A. Rams, 1983-84, 1986; Indianapolis, 1988
- Emmitt Smith, Dal. Cowboys, 1991-93, 1995
- Barry Sanders, Detroit, 1990, 1994, 1996-97
- 3 Earl Campbell, Hou. Oilers, 1978-80
- Adrian Peterson, Minnesota, 2008, 2012, 2015

**Most Consecutive Seasons Leading League**

- 5 Jim Brown, Cle. Browns, 1957-61
- 3 Steve Van Buren, Philadelphia, 1947-49
- Jim Brown, Cle. Browns, 1963-65
- Earl Campbell, Hou. Oilers, 1978-80
- Emmitt Smith, Dal. Cowboys, 1991-93
- 2 By many players

**ATTEMPTS****Most Seasons Leading League**

- 6 Jim Brown, Cle. Browns, 1958-59, 1961, 1963-65
- 4 Steve Van Buren, Philadelphia, 1947-50
- Walter Payton, Chi. Bears, 1976-79
- Derrick Henry, Tennessee, 2019-20, 2022-23
- 3 Cookie Gilchrist, Buffalo, 1963-64; Denver, 1965
- Jim Nance, Bos. Patriots, 1966-67, 1969
- O.J. Simpson, Buffalo, 1973-75
- Eric Dickerson, L.A. Rams, 1983, 1986; Indianapolis, 1988
- Emmitt Smith, Dal. Cowboys, 1991, 1994-95

**Most Consecutive Seasons Leading League**

- 4 Steve Van Buren, Philadelphia, 1947-50
- Walter Payton, Chi. Bears, 1976-79
- 3 Jim Brown, Cle. Browns, 1963-65
- Cookie Gilchrist, Buffalo, 1963-64; Denver, 1965
- O.J. Simpson, Buffalo, 1973-75
- 2 By many players

**Most Attempts, Career**

- 4,409 Emmitt Smith, Dal. Cowboys, 1990-2002; Arizona, 2003-04
- 3,838 Walter Payton, Chi. Bears, 1975-87
- 3,735 Frank Gore, San Francisco, 2005-14; Indianapolis, 2015-17; Miami, 2018; Buffalo, 2019; N.Y. Jets, 2020

**Most Attempts, Season**

- 416 Larry Johnson, Kansas City, 2006
- 410 Jamal Anderson, Atlanta, 1998
- 407 James Wilder, Tampa Bay, 1984

**Most Attempts, Rookie, Season**

- 390 Eric Dickerson, L.A. Rams, 1983
- 378 George Rogers, New Orleans, 1981
- 369 Edgerrin James, Indianapolis, 1999

**Most Attempts, Game**

- 45 Jamie Morris, Washington vs. Cincinnati, Dec. 17, 1988 (ot)
- 43 Butch Woolfolk, N.Y. Giants vs. Philadelphia, Nov. 20, 1983
- James Wilder, Tampa Bay vs. Green Bay, Sept. 30, 1984 (ot)
- Rudi Johnson, Cincinnati vs. Hou. Texans, Nov. 9, 2003
- 42 James Wilder, Tampa Bay vs. Pittsburgh, Oct. 30, 1983
- Terrell Davis, Denver vs. Buffalo, Oct. 26, 1997 (ot)
- Ricky Williams, Miami vs. Buffalo, Sept. 21, 2003

**YARDS GAINED****Most Yards Gained, Career**

- 18,355 Emmitt Smith, Dal. Cowboys, 1990-2002; Arizona, 2003-04
- 16,726 Walter Payton, Chi. Bears, 1975-87
- 16,000 Frank Gore, San Francisco, 2005-14; Indianapolis, 2015-17; Miami, 2018; Buffalo, 2019; N.Y. Jets, 2020

**Most Seasons, 1,000 or More Yards Rushing**

- 11 Emmitt Smith, Dal. Cowboys, 1991-2001
- 10 Walter Payton, Chi. Bears, 1976-81, 1983-86
- Barry Sanders, Detroit, 1989-98
- Curtis Martin, New England, 1995-97; N.Y. Jets, 1998-2004
- 9 Frank Gore, San Francisco, 2006-09, 2011-14; Indianapolis, 2016

**Most Consecutive Seasons, 1,000 or More Yards Rushing**

- 11 Emmitt Smith, Dal. Cowboys, 1991-2001
- 10 Barry Sanders, Detroit, 1989-98
- Curtis Martin, New England, 1995-97; N.Y. Jets, 1998-2004
- 8 Thurman Thomas, Buffalo, 1989-96
- LaDainian Tomlinson, S.D. Chargers, 2001-08
- Steven Jackson, St.L. Rams, 2005-12

**Most Yards Gained, Season**

- 2,105 Eric Dickerson, L.A. Rams, 1984
- 2,097 Adrian Peterson, Minnesota, 2012
- 2,066 Jamal Lewis, Bal. Ravens, 2003

**Most Yards Gained, Rookie, Season**

- 1,808 Eric Dickerson, L.A. Rams, 1983
- 1,674 George Rogers, New Orleans, 1981
- 1,631 Ezekiel Elliott, Dal. Cowboys, 2016

**Most Yards Gained, Game**

- 296 Adrian Peterson, Minnesota vs. S.D. Chargers, Nov. 4, 2007
- 295 Jamal Lewis, Bal. Ravens vs. Cle. Browns, Sept. 14, 2003
- 286 Jerome Harrison, Cle. Browns vs. Kansas City, Dec. 20, 2009

**Most Games, 200 or More Yards Rushing, Career**

- 6 O.J. Simpson, Buffalo, 1969-77; San Francisco, 1978-79
- Adrian Peterson, Minnesota, 2007-16; New Orleans, 2017; Arizona, 2017; Washington, 2018-19; Detroit, 2020; Tennessee, 2021; Seattle, 2021
- Derrick Henry, Tennessee, 2016-23
- 5 Tiki Barber, N.Y. Giants, 1997-2006
- 4 Jim Brown, Cle. Browns, 1957-65
- Earl Campbell, Hou. Oilers, 1978-84; New Orleans, 1984-85
- Barry Sanders, Detroit, 1989-98
- LaDainian Tomlinson, S.D. Chargers, 2001-09; N.Y. Jets, 2010-11

**Most Games, 200 or More Yards Rushing, Season**

- 4 Earl Campbell, Hou. Oilers, 1980
- 3 O.J. Simpson, Buffalo, 1973
- Tiki Barber, N.Y. Giants, 2005
- Jay Ajayi, Miami, 2016
- Derrick Henry, Tennessee, 2020
- 2 Jim Brown, Cle. Browns, 1963
- O.J. Simpson, Buffalo, 1976
- Walter Payton, Chi. Bears, 1977
- Eric Dickerson, L.A. Rams, 1984
- Greg Bell, L.A. Rams, 1989
- Terrell Davis, Denver, 1997

Barry Sanders, Detroit, 1997  
 Corey Dillon, Cincinnati, 2000  
 Marshall Faulk, St.L. Rams, 2000  
 LaDainian Tomlinson, S.D. Chargers, 2002  
 Ricky Williams, Miami, 2002  
 Jamal Lewis, Bal. Ravens, 2003  
 LaDainian Tomlinson, S.D. Chargers, 2003  
 Larry Johnson, Kansas City, 2005  
 Willie Parker, Pittsburgh, 2006  
 Adrian Peterson, Minnesota, 2007  
 Michael Turner, Atlanta, 2008  
 Jamaal Charles, Kansas City, 2012  
 Adrian Peterson, Minnesota, 2012

**Most Consecutive Games, 200 or More Yards Rushing**

- 2 O.J. Simpson, Buffalo, 1973, 1976
- Earl Campbell, Hou. Oilers, 1980
- Ricky Williams, Miami, 2002
- Jay Ajayi, Miami, 2016

**Most Games, 100 or more Yards Rushing, Career**

- 78 Emmitt Smith, Dal. Cowboys, 1990-2002; Arizona, 2003-04
- 77 Walter Payton, Chi. Bears, 1975-87
- 76 Barry Sanders, Detroit, 1989-98

**Most Games, 100 or More Yards Rushing, Season**

- 14 Barry Sanders, Detroit, 1997
- 12 Eric Dickerson, L.A. Rams, 1984
- Barry Foster, Pittsburgh, 1992
- Jamal Anderson, Atlanta, 1998
- Jamal Lewis, Bal. Ravens, 2003
- Chris Johnson, Tennessee, 2009
- DeMarco Murray, Dal. Cowboys, 2014
- 11 O.J. Simpson, Buffalo, 1973
- Earl Campbell, Hou. Oilers, 1979
- Marcus Allen, L.A. Raiders, 1985
- Eric Dickerson, L.A. Rams, 1986
- Emmitt Smith, Dal. Cowboys, 1995
- Terrell Davis, Denver, 1998
- Shaun Alexander, Seattle, 2005
- Larry Johnson, Kansas City, 2006

**Most Consecutive Games, 100 or More Yards Rushing**

- 14 Barry Sanders, Detroit, 1997
- 12 Chris Johnson, Tennessee, 2009-10
- 11 Marcus Allen, L.A. Raiders, 1985-86

**Longest Run from Scrimmage**

- 99 Tony Dorsett, Dal. Cowboys vs. Minnesota, Jan. 3, 1983 (TD)
- Derrick Henry, Tennessee vs. Jacksonville, Dec. 6, 2018 (TD)
- 98 Ahman Green, Green Bay vs. Denver, Dec. 28, 2003 (TD)
- Ronald Jones, Tampa Bay vs. Carolina, Nov. 15, 2020 (TD)
- 97 Andy Uram, Green Bay vs. Chi. Cardinals, Oct. 8, 1939 (TD)
- Bob Gage, Pittsburgh vs. Chi. Bears, Dec. 4, 1949 (TD)
- Lamar Miller, Miami vs. N.Y. Jets, Dec. 28, 2014 (TD)
- Lamar Miller, Hou. Texans vs. Tennessee, Nov. 26, 2018 (TD)

**AVERAGE GAIN**

**Highest Average Gain, Career (750 attempts)**

- 7.00 Michael Vick, Atlanta, 2001-06; Philadelphia, 2009-2013; N.Y. Jets, 2014; Pittsburgh, 2015 (873-6,109)
- 6.36 Randall Cunningham, Philadelphia, 1985-95; Minnesota, 1997-99; Dal. Cowboys, 2000; Bal. Ravens, 2001 (775-4,928)
- 6.01 Lamar Jackson, Bal. Ravens, 2018-23 (875-5,258)

**Highest Average Gain, Season (Qualifiers)**

- 8.45 Michael Vick, Atlanta, 2006 (123-1,039)
- 8.44 Beattie Feathers, Chi. Bears, 1934 (119-1,004)
- 7.98 Randall Cunningham, Philadelphia, 1990 (118-942)

**Highest Average Gain, Game (10 attempts)**

- 17.30 Michael Vick, Atlanta vs. Minnesota, Dec. 1, 2002 (10-173)
- 17.09 Marion Motley, Cle. Browns vs. Pittsburgh, Oct. 29, 1950 (11-188)
- 16.70 Billy Grimes, Green Bay vs. N.Y. Yanks, Oct. 8, 1950 (10-167)

**TOUCHDOWNS**

**Most Seasons Leading League**

- 5 Jim Brown, Cle. Browns, 1957-59, 1963, 1965
- 4 Steve Van Buren, Philadelphia, 1945, 1947-49
- Cookie Gilchrist, Buffalo, 1962-64; Denver, 1965
- 3 Dutch Clark, Detroit, 1934, 1936-37
- Abner Haynes, Dal. Texans, 1960-62
- Leroy Kelly, Cle. Browns, 1966-68
- Emmitt Smith, Dal. Cowboys, 1992, 1994-95
- LaDainian Tomlinson, S.D. Chargers, 2004, 2006-07

**Most Consecutive Seasons Leading League**

- 4 Cookie Gilchrist, Buffalo, 1962-64; Denver, 1965
- 3 Steve Van Buren, Philadelphia, 1947-49
- Jim Brown, Cle. Browns, 1957-59
- Abner Haynes, Dal. Texans, 1960-62
- Leroy Kelly, Cle. Browns, 1966-68

**Most Touchdowns, Career**

- 164 Emmitt Smith, Dal. Cowboys, 1990-2002; Arizona, 2003-04
- 145 LaDainian Tomlinson, S.D. Chargers, 2001-09; N.Y. Jets, 2010-11
- 123 Marcus Allen, L.A. Raiders, 1982-92; Kansas City, 1993-97

**Most Rushing Touchdowns, Season**

- 28 LaDainian Tomlinson, S.D. Chargers, 2006
- 27 Priest Holmes, Kansas City, 2003
- Shaun Alexander, Seattle, 2005
- 25 Emmitt Smith, Dal. Cowboys, 1995

**Most Touchdowns, Rookie, Season**

- 18 Eric Dickerson, L.A. Rams, 1983
- 15 Ickey Woods, Cincinnati, 1988
- Mike Anderson, Denver, 2000
- Clinton Portis, Denver, 2002
- Ezekiel Elliott, Dal. Cowboys, 2016
- 14 Gale Sayers, Chi. Bears, 1965
- Barry Sanders, Detroit, 1989
- Curtis Martin, New England, 1995
- Fred Taylor, Jacksonville, 1998
- Cam Newton, Carolina, 2011

**Most Touchdowns, Game**

- 6 Ernie Nevers, Chi. Cardinals vs. Chi. Bears, Nov. 28, 1929
- Alvin Kamara, New Orleans vs. Minnesota, Dec. 25, 2020
- 5 Jimmy Conzelmann, Rhode Island vs. Evansville, Oct. 15, 1922
- Jim Brown, Cle. Browns vs. Bal. Colts, Nov. 1, 1959
- Cookie Gilchrist, Buffalo vs. N.Y. Jets, Dec. 8, 1963
- James Stewart, Jacksonville vs. Philadelphia, Oct. 12, 1997
- Clinton Portis, Denver vs. Kansas City, Dec. 7, 2003
- 4 By many players

**Most Consecutive Games Rushing for Touchdowns**

- 18 LaDainian Tomlinson, S.D. Chargers, 2004-05
- 13 John Riggins, Washington, 1982-83
- George Rogers, Washington, 1985-86
- 11 Lenny Moore, Bal. Colts, 1963-64
- Emmitt Smith, Dal. Cowboys, 1994-95
- Emmitt Smith, Dal. Cowboys, 1995
- Priest Holmes, Kansas City, 2002
- Jonathan Taylor, Indianapolis, 2021

**PASSING**

**Most Seasons Leading League (Passer Rating)**

- 6 Sammy Baugh, Washington, 1937, 1940, 1943, 1945, 1947, 1949
- Steve Young San Francisco, 1991-94, 1996-97
- 4 Len Dawson, Dal. Texans; 1962; Kansas City, 1964, 1966, 1968
- Roger Staubach, Dal. Cowboys, 1971, 1973, 1978-79
- Ken Anderson, Cincinnati, 1974-75, 1981-82
- Aaron Rodgers, Green Bay, 2011-12, 2020-21
- 3 Arnie Herber, Green Bay, 1932, 1934, 1936
- Norm Van Brocklin, L.A. Rams, 1950, 1952, 1954
- Bart Starr, Green Bay, 1962, 1964, 1966
- Peyton Manning, Indianapolis, 2004-06

**Most Consecutive Seasons Leading League (Passer Rating)**

- 4 Steve Young, San Francisco, 1991-94
- 3 Peyton Manning, Indianapolis, 2004-06
- 2 Cecil Isbell, Green Bay, 1941-42
- Milt Plum, Cle. Browns, 1960-61
- Ken Anderson, Cincinnati, 1974-75, 1981-82
- Roger Staubach, Dal. Cowboys, 1978-79
- Steve Young, San Francisco, 1996-97
- Aaron Rodgers, Green Bay, 2011-12
- Aaron Rodgers, Green Bay, 2020-21

**PASSER RATING****Highest Passer Rating, Career (1,500 attempts)**

- 103.6 Aaron Rodgers, Green Bay, 2005-22; N.Y. Jets, 2023
- 103.5 Patrick Mahomes, Kansas City, 2017-23
- 100.8 Deshaun Watson, Hou. Texans, 2017-20; Cle. Browns, 2022-23

**Highest Passer Rating, Season (Qualifiers)**

- 122.5 Aaron Rodgers, Green Bay, 2011
- 121.5 Aaron Rodgers, Green Bay, 2020
- 121.1 Peyton Manning, Indianapolis, 2004

**Highest Passer Rating, Rookie, Season (Qualifiers)**

- 104.9 Dak Prescott, Dal. Cowboys, 2016
- 102.4 Robert Griffin III, Washington, 2012
- 100.8 C.J. Stroud, Hou. Texans, 2023

**ATTEMPTS****Most Seasons Leading League**

- 5 Dan Marino, Miami, 1984, 1986, 1988, 1992, 1997
- 4 Sammy Baugh, Washington, 1937, 1943, 1947-48
- Johnny Unitas, Bal. Colts, 1957, 1959-61
- George Blanda, Chi. Bears, 1953; Hou. Oilers, 1963-65
- Drew Brees, New Orleans, 2007-08, 2014, 2016
- 3 Arnie Herber, Green Bay, 1932, 1934, 1936
- Sonny Jurgensen, Washington, 1966-67, 1969
- Drew Bledsoe, New England, 1994-96
- Brett Favre, Green Bay, 1999, 2005-06
- Peyton Manning, Indianapolis, 1998, 2010; Denver, 2013
- Tom Brady, New England, 2017; Tampa Bay, 2021-22

**Most Consecutive Seasons Leading League**

- 3 Johnny Unitas, Bal. Colts, 1959-61
- George Blanda, Hou. Oilers, 1963-65
- Drew Bledsoe, New England, 1994-96
- 2 By many players

**Most Passes Attempted, Career**

- 12,050 Tom Brady, New England, 2000-19; Tampa Bay, 2020-22
- 10,551 Drew Brees, S.D. Chargers, 2001-05; New Orleans, 2006-20
- 10,169 Brett Favre, Atlanta, 1991; Green Bay, 1992-2007; N.Y. Jets, 2008; Minnesota, 2009-10

**Most Passes Attempted, Season**

- 733 Tom Brady, Tampa Bay, 2022
- 727 Matthew Stafford, Detroit, 2012
- 719 Tom Brady, Tampa Bay, 2021

**Most Passes Attempted, Rookie, Season**

- 627 Andrew Luck, Indianapolis, 2012
- 607 Carson Wentz, Philadelphia, 2016
- 602 Trevor Lawrence, Jacksonville, 2021

**Most Passes Attempted, Game**

- 70 Drew Bledsoe, New England vs. Minnesota, Nov. 13, 1994 (ot)
- 69 Vinny Testaverde, N.Y. Jets vs. Bal. Ravens, Dec. 24, 2000
- 68 George Blanda, Hou. Oilers vs. Buffalo, Nov. 1, 1964
- Jon Kitna, Cincinnati vs. Pittsburgh, Dec. 30, 2001 (ot)
- Jared Goff, L.A. Rams vs. Tampa Bay, Sept. 29, 2019
- Patrick Mahomes, Kansas City vs. Tennessee, Nov. 6, 2022 (ot)

**COMPLETIONS****Most Seasons Leading League**

- 6 Dan Marino, Miami, 1984-86, 1988, 1992, 1997
- Drew Brees, New Orleans, 2007-08, 2011, 2014, 2016-17
- 5 Sammy Baugh, Washington, 1937, 1943, 1945, 1947-48
- 4 George Blanda, Chi. Bears, 1953; Hou. Oilers, 1963-65
- Sonny Jurgensen, Philadelphia, 1961; Washington, 1966-67, 1969
- Peyton Manning, Indianapolis, 2000, 2003, 2010; Denver, 2013

**Most Consecutive Seasons Leading League**

- 3 George Blanda, Hou. Oilers, 1963-65
- Dan Marino, Miami, 1984-86
- 2 By many players

**Most Passes Completed, Career**

- 7,753 Tom Brady, New England, 2000-19; Tampa Bay, 2020-22
- 7,142 Drew Brees, S.D. Chargers, 2001-05; New Orleans, 2006-20
- 6,300 Brett Favre, Atlanta, 1991; Green Bay, 1992-2007; N.Y. Jets, 2008, Minnesota, 2009-10

**Most Passes Completed, Season**

- 490 Tom Brady, Tampa Bay, 2022
- 485 Tom Brady, Tampa Bay, 2021
- 477 Justin Herbert, L.A. Chargers, 2022

**Most Passes Completed, Rookie, Season**

- 396 Justin Herbert, L.A. Chargers, 2020
- 379 Carson Wentz, Philadelphia, 2016
- 359 Trevor Lawrence, Jacksonville, 2021

**Most Passes Completed, Game**

- 45 Drew Bledsoe, New England vs. Minnesota, Nov. 13, 1994 (ot)
- Jared Goff, L.A. Rams vs. Tampa Bay, Sept. 29, 2019
- 44 Ben Roethlisberger, Pittsburgh vs. Bal. Ravens, Dec. 10, 2017
- 43 Rich Gannon, Oak. Raiders vs. Pittsburgh, Sept. 15, 2002
- Matt Schaub, Hou. Texans vs. Jacksonville, Nov. 18, 2012 (ot)
- Philip Rivers, S.D. Chargers vs. Green Bay, Oct. 18, 2015
- Patrick Mahomes, Kansas City vs. Tennessee, Nov. 6, 2022 (ot)

**Most Consecutive Passes Completed**

- 25 Ryan Tannehill, Miami vs. Tennessee (7), Oct. 18, 2015; vs. Hou. Texans (18), Oct. 25, 2015
- Marcus Mariota, Tennessee vs. Indianapolis, Nov. 18, 2018 (6); vs. Hou. Texans, Nov. 26, 2018 (19)
- Philip Rivers, L.A. Chargers vs. Arizona, Nov. 25, 2018
- Nick Foles, Philadelphia vs. Washington, Dec. 30, 2018
- 24 Donovan McNabb, Philadelphia vs. N.Y. Giants (10), Nov. 28, 2004; vs. Green Bay (14), Dec. 5, 2004
- Matthew Stafford, L.A. Rams vs. Bal. Ravens (15), Jan. 2, 2022; vs. San Francisco (9), Jan. 9, 2022
- 23 Peyton Manning, Indianapolis vs. Detroit (6), Dec. 14, 2008; vs. Jacksonville (17), Dec. 18, 2008
- Drew Brees, New Orleans vs. Indianapolis (22), Dec. 16, 2019; vs. Tennessee (1), Dec. 22, 2019

**COMPLETION PERCENTAGE****Most Seasons Leading League**

- 8 Len Dawson, Dal. Texans, 1962; Kansas City, 1964-69, 1975
- 7 Sammy Baugh, Washington, 1940, 1942-43, 1945, 1947-49
- 6 Drew Brees, New Orleans, 2009-11, 2017-19

**Most Consecutive Seasons Leading League**

- 6 Len Dawson, Kansas City, 1964-69
- 4 Steve Young, San Francisco, 1994-97
- 3 Sammy Baugh, Washington, 1947-49
- Otto Graham, Cle. Browns, 1953-55
- Milt Plum, Cle. Browns, 1959-61
- Kurt Warner, St.L. Rams, 1999-2001
- Drew Brees, New Orleans, 2009-11
- Drew Brees, New Orleans, 2017-19

- Highest Completion Percentage, Career (1,500 attempts)**  
 67.97 Joe Burrow, Cincinnati, 2020-23 (1,895-1,288)  
 67.69 Drew Brees, S.D. Chargers, 2001-05;  
 New Orleans, 2006-20 (10,551-7,142)  
 67.39 Jimmy Garoppolo, New England, 2014-16; San Francisco,  
 2017-22; Las Vegas, 2023 (1,895-1,277)

- Highest Completion Percentage, Season (Qualifiers)**  
 74.44 Drew Brees, New Orleans, 2018 (489-364)  
 74.34 Drew Brees, New Orleans, 2019 (378-281)  
 72.01 Drew Brees, New Orleans, 2017 (536-386)

- Highest Completion Percentage, Rookie, Season (Qualifiers)**  
 67.76 Dak Prescott, Dal. Cowboys, 2016 (459-311)  
 67.56 Mac Jones, New England, 2021 (521-352)  
 66.75 Davis Mills, Hou. Texans, 2021 (394-263)

- Highest Completion Percentage, Game (20 attempts)**  
 96.67 Drew Brees, New Orleans vs. Indianapolis,  
 Dec. 16, 2019 (30-29)  
 96.55 Philip Rivers, L.A. Chargers vs. Arizona,  
 Nov. 25, 2018 (29-28)  
 95.65 Marcus Mariota, Tennessee vs. Hou. Texans,  
 Nov. 26, 2018 (23-22)

**YARDS GAINED**

**Most Seasons Leading League**

- 7 Drew Brees, New Orleans, 2006, 2008, 2011-12, 2014-16  
 5 Sonny Jurgensen, Philadelphia, 1961-62;  
 Washington, 1966-67, 1969  
 Dan Marino, Miami, 1984-86, 1988, 1992  
 4 Sammy Baugh, Washington, 1937, 1940, 1947-48  
 Johnny Unitas, Bal. Colts, 1957, 1959-60, 1963  
 Dan Fouts, S.D. Chargers, 1979-82  
 Tom Brady, New England, 2005, 2007, 2017;  
 Tampa Bay, 2021

**Most Consecutive Seasons Leading League**

- 4 Dan Fouts, S.D. Chargers, 1979-82  
 3 Dan Marino, Miami, 1984-86  
 Drew Brees, New Orleans, 2014-16  
 2 By many players

**Most Yards Gained, Career**

- 89,214 Tom Brady, New England, 2000-19; Tampa Bay, 2020-22  
 80,358 Drew Brees, S.D. Chargers, 2001-05;  
 New Orleans, 2006-20  
 71,940 Peyton Manning, Indianapolis, 1998-2010;  
 Denver, 2012-15

**Most Seasons, 3,000 or More Yards Passing**

- 20 Tom Brady, New England, 2002-07, 2009-19;  
 Tampa Bay, 2020-22  
 18 Brett Favre, Green Bay, 1992-2007; N.Y. Jets, 2008;  
 Minnesota, 2009  
 16 Peyton Manning, Indianapolis, 1998-2010;  
 Denver, 2012-14  
 Drew Brees, S.D. Chargers, 2002, 2004-05;  
 New Orleans, 2006-18

**Most Yards Gained, Season**

- 5,477 Peyton Manning, Denver, 2013  
 5,476 Drew Brees, New Orleans, 2011  
 5,316 Tom Brady, Tampa Bay, 2021

**Most Yards Gained, Rookie, Season**

- 4,374 Andrew Luck, Indianapolis, 2012  
 4,336 Justin Herbert, L.A. Chargers, 2020  
 4,108 C.J. Stroud, Hou. Texans, 2023

**Most Yards Gained, Game**

- 554 Norm Van Brocklin, L.A. Rams vs. N.Y. Yanks,  
 Sept. 28, 1951  
 527 Warren Moon, Hou. Oilers vs. Kansas City,  
 Dec. 16, 1990  
 Matt Schaub, Hou. Texans vs. Jacksonville, Nov. 18, 2012 (ot)  
 525 Joe Burrow, Cincinnati vs. Bal. Ravens, Dec. 26, 2021

**Most Games, 400 or More Yards Passing, Career**

- 16 Drew Brees, S.D. Chargers, 2001-05;  
 New Orleans, 2006-20  
 14 Peyton Manning, Indianapolis, 1998-2010;  
 Denver, 2012-15  
 Tom Brady, New England, 2000-19; Tampa Bay, 2020-22  
 13 Dan Marino, Miami, 1983-99

**Most Games, 400 or More Yards Passing, Season**

- 4 Dan Marino, Miami, 1984  
 Peyton Manning, Denver, 2013  
 Ryan Fitzpatrick, Tampa Bay, 2018  
 3 Dan Marino, Miami, 1986  
 Eli Manning, N.Y. Giants, 2011  
 Tony Romo, Dal. Cowboys, 2012  
 Philip Rivers, S.D. Chargers, 2013  
 Aaron Rodgers, Green Bay, 2018  
 Dak Prescott, Dal. Cowboys, 2019  
 Jameis Winston, Tampa Bay, 2019  
 Dak Prescott, Dal. Cowboys, 2020  
 Tom Brady, Tampa Bay, 2021  
 Joe Burrow, Cincinnati, 2021

2 By many players

**Most Consecutive Games, 400 or More Yards Passing**

- 3 Ryan Fitzpatrick, Tampa Bay, 2018  
 Dak Prescott, Dal. Cowboys, 2020  
 2 Dan Fouts, S.D. Chargers, 1982  
 Dan Marino, Miami, 1984  
 Phil Simms, N.Y. Giants, 1985  
 Billy Volek, Tennessee, 2004  
 Matt Cassel, New England, 2008  
 Tom Brady, New England, 2011  
 Cam Newton, Carolina, 2011  
 Philip Rivers, S.D. Chargers, 2013  
 Aaron Rodgers, Green Bay, 2018  
 Jameis Winston, Tampa Bay, 2019  
 Joe Burrow, Cincinnati, 2021  
 Patrick Mahomes, Kansas City, 2022  
 Kirk Cousins, Minnesota, 2022

**Most Games, 300 or More Yards Passing, Career**

- 123 Drew Brees, S.D. Chargers, 2001-05;  
 New Orleans, 2006-20  
 113 Tom Brady, New England, 2000-19; Tampa Bay, 2020-22  
 93 Peyton Manning, Indianapolis, 1998-2010;  
 Denver, 2012-15

**Most Games, 300 or More Yards Passing, Season**

- 13 Drew Brees, New Orleans, 2011  
 12 Peyton Manning, Denver, 2013  
 11 Tom Brady, New England, 2011  
 Drew Brees, New Orleans, 2013  
 Matt Ryan, Atlanta, 2019  
 Jameis Winston, Tampa Bay, 2019

**Most Consecutive Games, 300 or More Yards Passing**

- 9 Drew Brees, New Orleans, 2011-12  
 Drew Brees, New Orleans, 2012-13  
 8 Andrew Luck, Indianapolis, 2014  
 Patrick Mahomes, Kansas City, 2018  
 7 Peyton Manning, Denver, 2012-13  
 Matt Ryan, Atlanta, 2018-19

**Longest Pass Completion (All TDs except as noted)**

- 99 Frank Filchock (to Farkas), Washington vs. Pittsburgh,  
 Oct. 15, 1939  
 George Izo (to Mitchell), Washington vs.  
 Cle. Browns, Sept. 15, 1963  
 Karl Sweetan (to Studstill), Detroit vs. Bal. Colts,  
 Oct. 16, 1966  
 Sonny Jurgensen (to Allen), Washington vs.  
 Chi. Bears, Sept. 15, 1968  
 Jim Plunkett (to Branch), L.A. Raiders vs.  
 Washington, Oct. 2, 1983  
 Ron Jaworski (to Quick), Philadelphia vs. Atlanta,  
 Nov. 10, 1985  
 Stan Humphries (to Martin), S.D. Chargers vs.  
 Seattle, Sept. 18, 1994  
 Brett Favre (to Brooks), Green Bay vs. Chi. Bears,  
 Sept. 11, 1995  
 Trent Green (to Boeriger), Kansas City vs.  
 S.D. Chargers, Dec. 22, 2002  
 Jeff Garcia (to Davis), Cle. Browns vs. Cincinnati,  
 Oct. 17, 2004  
 Gus Frerotte (to Berrian), Minnesota vs. Chi. Bears,  
 Nov. 30, 2008  
 Tom Brady (to Welker), New England vs. Miami,  
 Sept. 12, 2011

- Eli Manning (to Cruz), N.Y. Giants vs. N.Y. Jets, Dec. 24, 2011
- 98 Doug Russell (to Tinsley), Chi. Cardinals vs. Cle. Rams, Nov. 27, 1938
- Ogden Compton (to Lane), Chi. Cardinals vs. Green Bay, Nov. 13, 1955
- Bill Wade (to Farrington), Chi. Bears vs. Detroit, Oct. 8, 1961
- Jacky Lee (to Dewveall), Hou. Oilers vs. S.D. Chargers, Nov. 25, 1962
- Earl Morrall (to Jones), N.Y. Giants vs. Pittsburgh, Sept. 11, 1966
- Jim Hart (to Rashad), St.L. Cardinals vs. L.A. Rams, Dec. 10, 1972 (no TD)
- Bobby Hebert (to Haynes), Atlanta vs. New Orleans, Sept. 12, 1993
- Charlie Batch (to Morton), Detroit vs. Chi. Bears, Oct. 4, 1998
- Ryan Fitzpatrick (to Owens), Buffalo vs. Jacksonville, Nov. 22, 2009
- Drew Brees (to Cooks), New Orleans vs. Oak. Raiders, Sept. 11, 2016
- Josh Allen (to Davis), Buffalo vs. Pittsburgh, Oct. 9, 2022
- 97 Pat Coffee (to Tinsley), Chi. Cardinals vs. Chi. Bears, Dec. 5, 1937
- Bobby Layne (to Box), Detroit vs. Green Bay, Nov. 26, 1953
- George Shaw (to Tarr), Denver vs. Bos. Patriots, Sept. 21, 1962
- Bernie Kosar (to Slaughter), Cle. Browns vs. Chi. Bears, Oct. 23, 1989
- Steve Young (to Taylor), San Francisco vs. Atlanta, Nov. 3, 1991
- Ben Roethlisberger (to Smith-Schuster), Pittsburgh vs. Detroit, Oct. 29, 2017
- Ben Roethlisberger (to Smith-Schuster), Pittsburgh vs. Denver, Nov. 25, 2018

**AVERAGE GAIN****Most Seasons Leading League**

- 7 Sid Luckman, Chi. Bears, 1939-43, 1946-47
- 5 Steve Young, San Francisco, 1991-94, 1997
- 3 Arnie Herber, Green Bay, 1932, 1934, 1936
- Norm Van Brocklin, L.A. Rams, 1950, 1952, 1954
- Len Dawson, Dal. Texans, 1962; Kansas City, 1966, 1968
- Bart Starr, Green Bay, 1966-68
- Kurt Warner, St.L. Rams, 1999-2001
- Philip Rivers, S.D. Chargers, 2008-10

**Most Consecutive Seasons Leading League**

- 5 Sid Luckman, Chi. Bears, 1939-43
- 4 Steve Young, San Francisco, 1991-94
- 3 Bart Starr, Green Bay, 1966-68
- Kurt Warner, St.L. Rams, 1999-2001
- Philip Rivers, S.D. Chargers, 2008-10

**Highest Average Gain, Career (1,500 Attempts)**

- 8.63 Otto Graham, Cle. Browns, 1950-55 (1,565-13,499)
- 8.42 Sid Luckman, Chi. Bears, 1939-50 (1,744-14,686)
- 8.18 Jimmy Garoppolo, New England, 2014-16; San Francisco, 2017-22; Las Vegas, 2023 (1,895-15,494)

**Highest Average Gain, Season (Qualifiers)**

- 11.17 Tommy O'Connell, Cle. Browns, 1957 (110-1,229)
- 10.86 Sid Luckman, Chi. Bears, 1943 (202-2,194)
- 10.55 Otto Graham, Cle. Browns, 1953 (258-2,722)

**Highest Average Gain, Rookie, Season (Qualifiers)**

- 9.411 Greg Cook, Cincinnati, 1969 (197-1,854)
- 9.409 Bob Waterfield, Cle. Rams, 1945 (171-1,609)
- 8.885 Ben Roethlisberger, Pittsburgh, 2004 (295-2,621)

**Highest Average Gain, Game (20 attempts)**

- 18.58 Sammy Baugh, Washington vs. Bos. Yanks, Oct. 31, 1948 (24-446)
- 18.50 Johnny Unitas, Bal. Colts vs. Atlanta, Nov. 12, 1967 (20-370)
- 17.71 Joe Namath, N.Y. Jets vs. Bal. Colts, Sept. 24, 1972 (28-496)

**TOUCHDOWNS****Most Seasons Leading League**

- 5 Tom Brady, New England, 2002, 2007, 2010, 2015; Tampa Bay, 2021
- 4 Johnny Unitas, Bal. Colts, 1957-60
- Len Dawson, Dal. Texans, 1962; Kansas City, 1963, 1965-66
- Steve Young, San Francisco, 1992-94, 1998
- Brett Favre, Green Bay, 1995-97, 2003
- Drew Brees, New Orleans, 2008-09, 2011-12
- Peyton Manning, Indianapolis, 2000, 2004, 2006; Denver, 2013
- 3 Arnie Herber, Green Bay, 1932, 1934, 1936
- Sid Luckman, Chi. Bears, 1943, 1945-46
- Y.A. Tittle, San Francisco, 1955; N.Y. Giants, 1962-63
- Dan Marino, Miami, 1984-86

**Most Consecutive Seasons Leading League**

- 4 Johnny Unitas, Bal. Colts, 1957-60
- 3 Dan Marino, Miami, 1984-86
- Steve Young, San Francisco, 1992-94
- Brett Favre, Green Bay, 1995-97
- 2 By many players

**Most Touchdown Passes, Career**

- 649 Tom Brady, New England, 2000-19; Tampa Bay, 2020-22
- 571 Drew Brees, S.D. Chargers, 2001-05; New Orleans, 2006-20
- 539 Peyton Manning, Indianapolis, 1998-2010; Denver, 2012-15

**Most Touchdown Passes, Season**

- 55 Peyton Manning, Denver, 2013
- 50 Tom Brady, New England, 2007
- Patrick Mahomes, Kansas City, 2018
- 49 Peyton Manning, Indianapolis, 2004

**Most Touchdown Passes, Rookie, Season**

- 31 Justin Herbert, L.A. Chargers, 2020
- 27 Baker Mayfield, Cle. Browns, 2018
- 26 Peyton Manning, Indianapolis, 1998
- Russell Wilson, Seattle, 2012

**Most Touchdown Passes, Game**

- 7 Sid Luckman, Chi. Bears vs. N.Y. Giants, Nov. 14, 1943
- Adrian Burk, Philadelphia vs. Washington, Oct. 17, 1954
- George Blanda, Hou. Oilers vs. N.Y. Titans, Nov. 19, 1961
- Y.A. Tittle, N.Y. Giants vs. Washington, Oct. 28, 1962
- Joe Kapp, Minnesota vs. Bal. Colts, Sept. 28, 1969
- Peyton Manning, Denver vs. Bal. Ravens, Sept. 5, 2013
- Nick Foles, Philadelphia vs. Oak. Raiders, Nov. 3, 2013
- Drew Brees, New Orleans vs. N.Y. Giants, Nov. 1, 2015
- 6 By many players. Last time: Tua Tagovailoa, Miami vs. Bal. Ravens, Sept. 18, 2022

**Most Games, Four or More Touchdown Passes, Career**

- 39 Tom Brady, New England 2000-19; Tampa Bay, 2020-22
- 37 Drew Brees, S.D. Chargers, 2001-05; New Orleans, 2006-20
- 35 Peyton Manning, Indianapolis, 1998-2010; Denver, 2012-15

**Most Games, Four or More Touchdown Passes, Season**

- 9 Peyton Manning, Denver, 2013
- 7 Patrick Mahomes, Kansas City, 2018
- Aaron Rodgers, Green Bay, 2020
- 6 Dan Marino, Miami, 1984
- Peyton Manning, Indianapolis, 2004
- Tom Brady, Tampa Bay, 2021

**Most Consecutive Games, Four or More Touchdown Passes**

- 5 Peyton Manning, Indianapolis, 2004
- 4 Dan Marino, Miami, 1984
- Tom Brady, Tampa Bay, 2021
- 3 Drew Brees, New Orleans, 2011
- Patrick Mahomes, Kansas City, 2018
- Russell Wilson, Seattle, 2020

**Most Consecutive Games, Touchdown Passes**

- 54 Drew Brees, New Orleans, 2009-12
- 52 Tom Brady, New England, 2010-13
- 51 Peyton Manning, Indianapolis-Denver, 2010-14

**HAD INTERCEPTED**

**Most Consecutive Passes Attempted, None Intercepted**

- 402 Aaron Rodgers, Green Bay, 2018
- 399 Tom Brady, Tampa Bay, 2022
- 383 Jared Goff, Detroit, 2022-23

**Most Passes Had Intercepted, Career**

- 336 Brett Favre, Atlanta, 1991; Green Bay, 1992-2007; N.Y. Jets, 2008; Minnesota, 2009-10
- 277 George Blanda, Chi. Bears, 1949, 1950-58; Bal. Colts, 1950; Hou. Oilers, 1960-66; Oak. Raiders, 1967-75
- 268 John Hadl, S.D. Chargers, 1962-72; L.A. Rams, 1973-74; Green Bay, 1974-75; Hou. Oilers, 1976-77

**Most Passes Had Intercepted, Season**

- 42 George Blanda, Hou. Oilers, 1962
- 35 Vinny Testaverde, Tampa Bay, 1988
- 34 Frank Tripucka, Denver, 1960

**Most Passes Had Intercepted, Game**

- 8 Jim Hardy, Chi. Cardinals vs. Philadelphia, Sept. 24, 1950
- 7 Parker Hall, Cle. Rams vs. Green Bay, Nov. 8, 1942
- Frank Sinkwich, Detroit vs. Green Bay, Oct. 24, 1943
- Bob Waterfield, L.A. Rams vs. Green Bay, Oct. 17, 1948
- Zeke Bratkowski, Chi. Bears vs. Bal. Colts, Oct. 2, 1960
- Tommy Wade, Pittsburgh vs. Philadelphia, Dec. 12, 1965
- Ken Stabler, Oak. Raiders vs. Denver, Oct. 16, 1977
- Steve DeBerg, Tampa Bay vs. San Francisco, Sept. 7, 1986
- Ty Detmer, Detroit vs. Cle. Browns, Sept. 23, 2001
- 6 By many players

**Most Attempts, No Interceptions, Game**

- 70 Drew Bledsoe, New England vs. Minnesota, Nov. 13, 1994 (ot)
- 66 Ben Roethlisberger, Pittsburgh vs. Bal. Ravens, Dec. 10, 2017
- 65 Philip Rivers, S.D. Chargers vs. Green Bay, Oct. 18, 2015

**LOWEST PERCENTAGE, PASSES HAD INTERCEPTED**

**Most Seasons Leading League, Lowest Percentage, Passes Had Intercepted**

- 6 Aaron Rodgers, Green Bay, 2009, 2014, 2018-21
- 5 Sammy Baugh, Washington, 1940, 1942, 1944-45, 1947
- 4 Tom Brady, New England, 2010, 2012, 2015-16

**Lowest Pct., Passes Had Intercepted, Career (1,500 attempts)**

- 1.37 Aaron Rodgers, Green Bay, 2005-22; N.Y. Jets, 2023 (7,661-105)
- 1.44 Jacoby Brissett, New England, 2016; Indianapolis, 2017-20; Miami, 2021, Cle. Browns, 2022-23; Washington, 2023 (1,600-23)
- 1.68 Tyrod Taylor, Bal. Ravens, 2011-14; Buffalo, 2015-17; Cle. Browns, 2018; L.A. Chargers, 2019-20; Hou. Texans, 2021; N.Y. Giants, 2022-23 (1,730-29)

**Lowest Pct., Passes Had Intercepted, Season (Qualifiers)**

- 0.34 Aaron Rodgers, Green Bay, 2018 (597-2)
- 0.41 Damon Huard, Kansas City, 2006 (244-1)
- 0.45 Josh McCown, Chi. Bears, 2013 (224-1)

**Lowest Pct., Passes Had Intercepted, Rookie, Season (Qualifiers)**

- 0.87 Dak Prescott, Dal. Cowboys, 2016 (459-4)
- 1.00 C.J. Stroud, Hou. Texans, 2023 (499-5)
- 1.24 Joe Burrow, Cincinnati, 2020 (404-5)

**TIMES SACKED**

*Times Sacked has been compiled since 1963*

**Most Times Sacked, Career**

- 565 Tom Brady, New England, 2000-19; Tampa Bay, 2020-22
- 554 Ben Roethlisberger, Pittsburgh, 2004-21
- 531 Aaron Rodgers, Green Bay, 2005-22; N.Y. Jets, 2023

**Most Times Sacked, Season**

- 76 David Carr, Hou. Texans, 2002
- 72 Randall Cunningham, Philadelphia, 1986
- 68 David Carr, Hou. Texans, 2005

**Most Times Sacked, Game**

- 12 Bert Jones, Bal. Colts vs. St.L. Cardinals, Oct. 26, 1980
- Warren Moon, Hou. Oilers vs. Dal. Cowboys, Sept. 29, 1985
- Donovan McNabb, Philadelphia vs. N.Y. Giants,

- Sept. 30, 2007
- 11 Charley Johnson, St.L. Cardinals vs. N.Y. Giants, Nov. 1, 1964
- Bart Starr, Green Bay vs. Detroit, Nov. 7, 1965
- Jack Kemp, Buffalo vs. Oak. Raiders, Oct. 15, 1967
- Bob Berry, Atlanta vs. St.L. Cardinals, Nov. 24, 1968
- Greg Landry, Detroit vs. Dal. Cowboys, Oct. 6, 1975
- Ron Jaworski, Philadelphia vs. St.L. Cardinals, Dec. 18, 1983
- Paul McDonald, Cle. Browns vs. Kansas City, Sept. 30, 1984
- Archie Manning, Minnesota vs. Chi. Bears, Oct. 28, 1984
- Steve Pelluer, Dal. Cowboys vs. S.D. Chargers, Nov. 16, 1986
- Randall Cunningham, Philadelphia vs. L.A. Raiders, Nov. 30, 1986 (ot)
- David Norrie, N.Y. Jets vs. Dal. Cowboys, Oct. 4, 1987
- Troy Aikman, Dal. Cowboys vs. Philadelphia, Sept. 15, 1991
- Bernie Kosar, Cle. Browns vs. Indianapolis, Sept. 6, 1992
- Greg McElroy, N.Y. Jets vs. S.D. Chargers, Dec. 23, 2012
- Marcus Mariota, Tennessee vs. Bal. Ravens, Oct. 14, 2018
- 10 By many players

**RECEIVING**

**Most Seasons Leading League**

- 8 Don Hutson, Green Bay, 1936-37, 1939, 1941-45
- 5 Lionel Taylor, Denver, 1960-63, 1965
- 3 Tom Fears, L.A. Rams, 1948-50
- Pete Pihos, Philadelphia, 1953-55
- Billy Wilson, San Francisco, 1954, 1956-57
- Raymond Berry, Bal. Colts, 1958-60
- Lance Alworth, S.D. Chargers, 1966, 1968-69
- Sterling Sharpe, Green Bay, 1989, 1992-93
- Wes Welker, New England, 2007, 2009, 2011

**Most Consecutive Seasons Leading League**

- 5 Don Hutson, Green Bay, 1941-45
- 4 Lionel Taylor, Denver, 1960-63
- 3 Tom Fears, L.A. Rams, 1948-50
- Pete Pihos, Philadelphia, 1953-55
- Raymond Berry, Bal. Colts, 1958-60

**Most Pass Receptions, Career**

- 1,549 Jerry Rice, San Francisco, 1985-2000; Oak. Raiders, 2001-04; Seattle, 2004
- 1,432 Larry Fitzgerald, Arizona, 2004-20
- 1,325 Tony Gonzalez, Kansas City, 1997-2008; Atlanta, 2009-13

**Most Seasons, 50 or More Pass Receptions**

- 17 Jerry Rice, San Francisco, 1986-96, 1998-2000; Oak. Raiders, 2001-03
- Larry Fitzgerald, Arizona, 2004-20
- 16 Tony Gonzalez, Kansas City, 1998-2008; Atlanta, 2009-13
- 15 Jason Witten, Dal. Cowboys, 2004-17, 2019

**Most Pass Receptions, Season**

- 149 Michael Thomas, New Orleans, 2019
- 145 Cooper Kupp, L.A. Rams, 2021
- 143 Marvin Harrison, Indianapolis, 2002

**Most Pass Receptions, Rookie, Season**

- 105 Puka Nacua, L.A. Rams, 2023
- 104 Jaylen Waddle, Miami, 2021
- 101 Anquan Boldin, Arizona, 2003

**Most Pass Receptions, Game**

- 21 Brandon Marshall, Denver vs. Indianapolis, Dec. 13, 2009
- 20 Terrell Owens, San Francisco vs. Chi. Bears, Dec. 17, 2000
- 18 Tom Fears, L.A. Rams vs. Green Bay, Dec. 3, 1950
- Brandon Marshall, Denver vs. S.D. Chargers, Sept. 14, 2008
- Jason Witten, Dal. Cowboys vs. N.Y. Giants, Oct. 28, 2012
- Keenan Allen, L.A. Chargers vs. Minnesota, Sept. 24, 2023

**ALL-TIME RECORDS****RECEIVING****Most Consecutive Games, Pass Receptions**

- 274 Jerry Rice, San Francisco, 1985-2000; Oak. Raiders, 2001-04  
 256 Larry Fitzgerald, Arizona, 2004-20  
 211 Tony Gonzalez, Kansas City, 2000-08; Atlanta, 2009-13

**YARDS GAINED****Most Seasons Leading League**

- 7 Don Hutson, Green Bay, 1936, 1938-39, 1941-44  
 6 Jerry Rice, San Francisco, 1986, 1989-90, 1993-95

- 3 Raymond Berry, Bal. Colts, 1957, 1959-60  
 Lance Alworth, S.D. Chargers, 1965-66, 1968

**Most Consecutive Seasons Leading League**

- 4 Don Hutson, Green Bay, 1941-44  
 3 Jerry Rice, San Francisco, 1993-95  
 2 By many players

**Most Yards Gained, Career**

- 22,895 Jerry Rice, San Francisco, 1985-2000; Oak. Raiders, 2001-04; Seattle, 2004  
 17,492 Larry Fitzgerald, Arizona, 2004-20  
 15,934 Terrell Owens, San Francisco, 1996-2003; Philadelphia, 2004-05; Dal. Cowboys, 2006-08; Buffalo, 2009; Cincinnati, 2010

**Most Seasons, 1,000 or More Yards, Pass Receiving**

- 14 Jerry Rice, San Francisco, 1986-96, 1998; Oak. Raiders, 2001-02  
 10 Randy Moss, Minnesota, 1998-2003; Oak. Raiders, 2005; New England, 2007-09  
 Mike Evans, Tampa Bay, 2014-23  
 9 Tim Brown, L.A. Raiders, 1993-94; Oak. Raiders, 1995-2001  
 Jimmy Smith, Jacksonville, 1996-2002, 2004-05  
 Terrell Owens, San Francisco, 1998, 2000-03; Philadelphia, 2004; Dal. Cowboys, 2006-08  
 Larry Fitzgerald, Arizona, 2005, 2007-11, 2015-17

**Most Yards Gained, Season**

- 1,964 Calvin Johnson, Detroit, 2012  
 1,947 Cooper Kupp, L.A. Rams, 2021  
 1,871 Julio Jones, Atlanta, 2015

**Most Yards Gained, Rookie, Season**

- 1,486 Puka Nacua, L.A. Rams, 2023  
 1,473 Bill Groman, Hou. Oilers, 1960  
 1,455 Ja'Marr Chase, Cincinnati, 2021

**Most Yards Gained, Game**

- 336 Flipper Anderson, L.A. Rams vs. New Orleans, Nov. 26, 1989 (ot)  
 329 Calvin Johnson, Detroit vs. Dal. Cowboys, Oct. 27, 2013  
 309 Stephone Paige, Kansas City vs. S.D. Chargers, Dec. 22, 1985

**Most Games, 200 or More Yards Pass Receiving, Career**

- 5 Lance Alworth, S.D. Chargers, 1962-70; Dal. Cowboys, 1971-72  
 Calvin Johnson, Detroit, 2007-15  
 4 Don Hutson, Green Bay, 1935-45  
 Charlie Hennigan, Hou. Oilers, 1960-66  
 Jerry Rice, San Francisco, 1985-2000; Oak. Raiders, 2001-04; Seattle, 2004  
 Amari Cooper, Oakland, 2015-18; Dal. Cowboys, 2018-21; Cle. Browns, 2022-23  
 3 Don Maynard, N.Y. Giants, 1958; N.Y. Jets, 1960-72; St.L. Cardinals, 1973  
 Wes Chandler, New Orleans, 1978-1981; S.D. Chargers, 1981-87; San Francisco, 1988  
 Isaac Bruce, L.A. Rams, 1994; St.L. Rams, 1995-2007; San Francisco, 2008  
 Terrell Owens, San Francisco, 1996-2003; Philadelphia, 2004-05; Dal. Cowboys, 2006-08; Buffalo, 2009; Cincinnati, 2010  
 Andre Johnson, Hou. Texans, 2003-14; Indianapolis, 2015; Tennessee, 2016  
 Julio Jones, Atlanta, 2011-20; Tennessee, 2021; Tampa Bay, 2022; Philadelphia, 2023

**Most Games, 200 or More Yards Pass Receiving, Season**

- 3 Charlie Hennigan, Hou. Oilers, 1961  
 2 Don Hutson, Green Bay, 1942  
 Gene Roberts, N.Y. Giants, 1949  
 Lance Alworth, S.D. Chargers, 1963  
 Don Maynard, N.Y. Jets, 1968  
 Calvin Johnson, Detroit, 2011  
 Calvin Johnson, Detroit, 2012  
 Josh Gordon, Cle. Browns, 2013  
 Alshon Jeffery, Chi. Bears, 2013  
 Ja'Marr Chase, Cincinnati, 2021

**Most Games, 100 or More Yards Pass Receiving, Career**

- 76 Jerry Rice, San Francisco, 1985-2000; Oak. Raiders, 2001-04; Seattle, 2004  
 64 Randy Moss, Minnesota, 1998-2004, 2010; Oak. Raiders, 2005-06; New England, 2007-10; Tennessee, 2010; San Francisco, 2012  
 59 Marvin Harrison, Indianapolis, 1996-2008  
 Julio Jones, Atlanta, 2011-20; Tennessee, 2021; Tampa Bay, 2022; Philadelphia, 2023

**Most Games, 100 or More Yards Pass Receiving, Season**

- 11 Michael Irvin, Dal. Cowboys, 1995  
 Calvin Johnson, Detroit, 2012  
 Cooper Kupp, L.A. Rams, 2021  
 10 Charlie Hennigan, Hou. Oilers, 1961  
 Herman Moore, Detroit, 1995  
 Marvin Harrison, Indianapolis, 2002  
 Torry Holt, St.L. Rams, 2003  
 Demaryius Thomas, Denver, 2014  
 Brandon Marshall, N.Y. Jets, 2015  
 Julio Jones, Atlanta, 2018  
 Michael Thomas, New Orleans, 2019  
 Justin Jefferson, Minnesota, 2022  
 9 Elroy (Crazylegs) Hirsch, L.A. Rams, 1951  
 Bill Groman, Hou. Oilers, 1960  
 Lance Alworth, S.D. Chargers, 1965  
 Don Maynard, N.Y. Jets, 1967  
 Stanley Morgan, New England, 1986  
 Mark Carrier, Tampa Bay, 1989  
 Robert Brooks, Green Bay, 1995  
 Isaac Bruce, St.L. Rams, 1995  
 Jerry Rice, San Francisco, 1995  
 Marvin Harrison, Indianapolis, 1999  
 Jimmy Smith, Jacksonville, 1999  
 David Boston, Arizona, 2001  
 Steve Smith, Carolina, 2005  
 Randy Moss, New England, 2007  
 Antonio Brown, Pittsburgh, 2015  
 Julio Jones, Atlanta, 2015  
 Adam Thielen, Minnesota, 2018  
 Amon-Ra St. Brown, Detroit, 2023

**Most Consecutive Games, 100 or More Yards Pass Receiving**

- 8 Calvin Johnson, Detroit, 2012  
 Adam Thielen, Minnesota, 2018  
 7 Charlie Hennigan, Hou. Oilers, 1961  
 Michael Irvin, Dal. Cowboys, 1995  
 Demaryius Thomas, Denver, 2014  
 6 Raymond Berry, Bal. Colts, 1960  
 Bill Groman, Hou. Oilers, 1961  
 Pat Studstill, Detroit, 1966  
 Isaac Bruce, St.L. Rams, 1995  
 Mike Wallace, Pittsburgh, 2010-11  
 Odell Beckham Jr., N.Y. Giants, 2015  
 Julio Jones, Atlanta, 2018  
 A.J. Brown, Philadelphia, 2023

**Longest Pass Reception (All TDs except as noted)**

- 99 Andy Farkas (from Filchock), Washington vs. Pittsburgh, Oct. 15, 1939  
 Bobby Mitchell (from Izo), Washington vs. Cle. Browns, Sept. 15, 1963  
 Pat Studstill (from Sweetan), Detroit vs. Bal. Colts, Oct. 16, 1966  
 Gerry Allen (from Jurgensen), Washington vs. Chi. Bears, Sept. 15, 1968  
 Cliff Branch (from Plunkett), L.A. Raiders vs. Washington, Oct. 2, 1983



## RECEIVING

- Mike Quick (from Jaworski), Philadelphia vs. Atlanta, Nov. 10, 1985
- Tony Martin (from Humphries), S.D. Chargers vs. Seattle, Sept. 18, 1994
- Robert Brooks (from Favre), Green Bay vs. Chi. Bears, Sept. 11, 1995
- Marc Boerigter (from Green), Kansas City vs. S.D. Chargers, Dec. 22, 2002
- Andre Davis (from Garcia), Cle. Browns vs. Cincinnati, Oct. 17, 2004
- Bernard Berrian (from Fretotte), Minnesota vs. Chi. Bears, Nov. 30, 2008
- Wes Welker (from Brady), New England vs. Miami, Sept. 12, 2011
- Victor Cruz (from Manning), N.Y. Giants vs. N.Y. Jets, Dec. 24, 2011
- 98 Gaynell Tinsley (from Russell), Chi. Cardinals vs. Cle. Rams, Nov. 17, 1938
- Dick (Night Train) Lane (from Compton), Chi. Cardinals vs. Green Bay, Nov. 13, 1955
- John Farrington (from Wade), Chi. Bears vs. Detroit, Oct. 8, 1961
- Willard Dewveall (from Lee), Hou. Oilers vs. S.D. Chargers, Nov. 25, 1962
- Homer Jones (from Morrall), N.Y. Giants vs. Pittsburgh, Sept. 11, 1966
- Ahmad Rashad (from Hart), St.L. Cardinals vs. L.A. Rams, Dec. 10, 1972 (no TD)
- Michael Haynes (from Hebert), Atlanta vs. New Orleans, Sept. 12, 1993
- Johnnie Morton (from Batch), Detroit vs. Chi. Bears, Oct. 4, 1998
- Terrell Owens (from Fitzpatrick), Buffalo vs. Jacksonville, Nov. 22, 2009
- Brandin Cooks (from Brees), New Orleans vs. Oak. Raiders, Sept. 11, 2016
- Gabe Davis (from Allen), Buffalo vs. Pittsburgh, Oct. 9, 2022
- 97 Gaynell Tinsley (from Coffee), Chi. Cardinals vs. Chi. Bears, Dec. 5, 1937
- Cloyce Box (from Layne), Detroit vs. Green Bay, Nov. 26, 1953
- Jerry Tarr (from Shaw), Denver vs. Bos. Patriots, Sept. 21, 1962
- Webster Slaughter (from Kosar), Cle. Browns vs. Chi. Bears, Oct. 23, 1989
- John Taylor (from Young), San Francisco vs. Atlanta, Nov. 3, 1991
- JuJu Smith-Schuster (from Roethlisberger), Pittsburgh vs. Detroit, Oct. 29, 2017
- JuJu Smith-Schuster (from Roethlisberger), Pittsburgh vs. Denver, Nov. 25, 2018

### AVERAGE GAIN

#### Highest Avg. Gain, Career (200 receptions)

- 22.26 Homer Jones, N.Y. Giants, 1964-69; Cle. Browns, 1970 (224-4,986)
- 20.83 Buddy Dial, Pittsburgh, 1959-63; Dal. Cowboys, 1964-66 (261-5,436)
- 20.24 Harlon Hill, Chi. Bears, 1954-61; Pittsburgh, 1962; Detroit, 1962 (233-4,717)

#### Highest Avg. Gain, Season (24 receptions)

- 32.58 Don Currian, Bos. Yanks, 1947 (24-782)
- 31.44 Bucky Pope, L.A. Rams, 1964 (25-786)
- 28.60 Bobby Duckworth, S.D. Chargers, 1984 (25-715)

#### Highest Average Gain, Game (3 receptions)

- 63.00 Torry Holt, St.L. Rams vs. Atlanta, Sept. 24, 2000 (3-189)
- 60.67 Bill Groman, Hou. Oilers vs. Denver, Nov. 20, 1960 (3-182)
- Homer Jones, N.Y. Giants vs. Washington, Dec. 12, 1965 (3-182)
- 60.33 Don Currian, Bos. Yanks vs. Washington, Nov. 30, 1947 (3-181)

## ALL-TIME RECORDS

### TOUCHDOWNS

#### Most Seasons Leading League

- 9 Don Hutson, Green Bay, 1935-38, 1940-44
- 6 Jerry Rice, San Francisco, 1986-87, 1989-91, 1993
- 5 Randy Moss, Minnesota, 1998, 2000, 2003; New England, 2007, 2009

#### Most Consecutive Seasons Leading League

- 5 Don Hutson, Green Bay, 1940-44
- 4 Don Hutson, Green Bay, 1935-38
- 3 Lance Alworth, S.D. Chargers, 1964-66
- Jerry Rice, San Francisco, 1989-91

#### Most Touchdowns, Career

- 197 Jerry Rice, San Francisco, 1985-2000; Oak. Raiders, 2001-04; Seattle, 2004
- 156 Randy Moss, Minnesota, 1998-2004, 2010; Oak. Raiders, 2005-06; New England, 2007-10; Tennessee, 2010; San Francisco, 2012
- 153 Terrell Owens, San Francisco, 1996-2003; Philadelphia, 2004-05; Dal. Cowboys, 2006-08; Buffalo, 2009; Cincinnati, 2010

#### Most Touchdowns, Season

- 23 Randy Moss, New England, 2007
- 22 Jerry Rice, San Francisco, 1987
- 18 Mark Clayton, Miami, 1984
- Sterling Sharpe, Green Bay, 1994
- Davante Adams, Green Bay, 2020

#### Most Touchdowns, Rookie, Season

- 17 Randy Moss, Minnesota, 1998
- 13 Bill Howton, Green Bay, 1952
- John Jefferson, S.D. Chargers, 1978
- Ja'Marr Chase, Cincinnati, 2021
- 12 Harlon Hill, Chi. Bears, 1954
- Bill Groman, Hou. Oilers, 1960
- Mike Ditka, Chi. Bears, 1961
- Bob Hayes, Dal. Cowboys, 1965
- Odell Beckham Jr., N.Y. Giants, 2014
- Mike Evans, Tampa Bay, 2014

#### Most Touchdowns, Game

- 5 Bob Shaw, Chi. Cardinals vs. Bal. Colts, Oct. 2, 1950
- Kellen Winslow, S.D. Chargers vs. Oak. Raiders, Nov. 22, 1981
- Jerry Rice, San Francisco vs. Atlanta, Oct. 14, 1990
- 4 By many players. Last time: Travis Kelce, Kansas City vs. Las Vegas, Oct. 10, 2022

#### Most Consecutive Games, Touchdowns

- 13 Jerry Rice, San Francisco, 1986-87
- 11 Elroy (Crazy)legs Hirsch, L.A. Rams, 1950-51
- Buddy Dial, Pittsburgh, 1959-60
- 10 Carl Pickens, Cincinnati, 1994-95
- Randy Moss, Minnesota, 2003-04

### YARDS FROM SCRIMMAGE

#### Most Seasons Leading League

- 6 Jim Brown, Cle. Browns, 1958-59, 1961, 1963-65
- 4 Eric Dickerson, L.A. Rams, 1983-84, 1986; Indianapolis, 1988
- Thurman Thomas, Buffalo, 1989-92
- 3 Don Hutson, Green Bay, 1941-42, 1944
- O.J. Simpson, Buffalo, 1973, 1975-76

#### Most Scrimmage Yards, Career

- 23,540 Jerry Rice, San Francisco 1985-2000; Oak. Raiders, 2001-04; Seattle, 2004
- 21,579 Emmitt Smith, Dal. Cowboys, 1990-2002; Arizona, 2003-04
- 21,264 Walter Payton, Chi. Bears, 1975-87

#### Most Scrimmage Yards, Season

- 2,509 Chris Johnson, Tennessee, 2009
- 2,429 Marshall Faulk, St.L. Rams, 1999
- 2,392 Christian McCaffrey, Carolina, 2019

#### Most Scrimmage Yards, Rookie, Season

- 2,212 Eric Dickerson, L.A. Rams, 1983
- 2,139 Edgerrin James, Indianapolis, 1999
- 2,028 Saquon Barkley, N.Y. Giants, 2018

**Most Scrimmage Yards, Game**

- 336 Flipper Anderson, L.A. Rams vs. New Orleans, Nov. 26, 1989 (ot)  
 330 Billy Cannon, Hou. Oilers vs. N.Y. Titans, Dec. 10, 1961  
 329 Calvin Johnson, Detroit vs. Dal. Cowboys, Oct. 27, 2013

**INTERCEPTIONS BY****Most Seasons Leading League**

- 3 Everson Walls, Dal. Cowboys, 1981-82, 1985  
 Ed Reed, Bal. Ravens, 2004, 2008, 2010  
 2 Dick (Night Train) Lane, L.A. Rams, 1952;  
 Chi. Cardinals, 1954  
 Jack Christiansen, Detroit, 1953, 1957  
 Milt Davis, Bal. Colts, 1957, 1959  
 Dick Lynch, N.Y. Giants, 1961, 1963  
 Johnny Robinson, Kansas City, 1966, 1970  
 Bill Bradley, Philadelphia, 1971-72  
 Emmitt Thomas, Kansas City, 1969, 1974  
 Ronnie Lott, San Francisco, 1986; L.A. Raiders, 1991  
 Rod Woodson, Bal. Ravens, 1999; Oak. Raiders, 2002  
 Ty Law, New England, 1998; N.Y. Jets, 2005  
 Darren Sharper, Green Bay, 2000; New Orleans, 2009  
 Asante Samuel, New England, 2006;  
 Philadelphia, 2009  
 Charles Woodson, Green Bay, 2009, 2011  
 Xavien Howard, Miami, 2018, 2020

**Most Interceptions By, Career**

- 81 Paul Krause, Washington, 1964-67; Minnesota, 1968-79  
 79 Emlen Tunnell, N.Y. Giants, 1948-58; Green Bay, 1959-61  
 71 Rod Woodson, Pittsburgh, 1987-96; San Francisco, 1997;  
 Bal. Ravens, 1998-2001; Oak. Raiders, 2002-03

**Most Interceptions By, Season**

- 14 Dick (Night Train) Lane, L.A. Rams, 1952  
 13 Dan Sandifer, Washington, 1948  
 Orban (Spec) Sanders, N.Y. Yanks, 1950  
 Lester Hayes, Oak. Raiders, 1980  
 12 By nine players

**Most Interceptions By, Rookie, Season**

- 14 Dick (Night Train) Lane, L.A. Rams, 1952  
 13 Dan Sandifer, Washington, 1948  
 12 Woodley Lewis, L.A. Rams, 1950  
 Paul Krause, Washington, 1964

**Most Interceptions By, Game**

- 4 Sammy Baugh, Washington vs. Detroit, Nov. 14, 1943  
 Dan Sandifer, Washington vs. Bos. Yanks, Oct. 31, 1948  
 Don Doll, Detroit vs. Chi. Cardinals, Oct. 23, 1949  
 Bob Nussbaumer, Chi. Cardinals vs. N.Y. Bulldogs, Nov. 13, 1949  
 Russ Craft, Philadelphia vs. Chi. Cardinals, Sept. 24, 1950  
 Bobby Dillon, Green Bay vs. Detroit, Nov. 26, 1953  
 Jack Butler, Pittsburgh vs. Washington, Dec. 13, 1953  
 Austin (Goose) Gonsoulin, Denver vs. Buffalo, Sept. 18, 1960  
 Jerry Norton, St.L. Cardinals vs. Washington, Nov. 20, 1960; vs. Pittsburgh, Nov. 26, 1961  
 Dave Baker, San Francisco vs. L.A. Rams, Dec. 4, 1960  
 Bobby Ply, Dal. Texans vs. S.D. Chargers, Dec. 16, 1962  
 Bobby Hunt, Kansas City vs. Hou. Oilers, Oct. 4, 1964  
 Willie Brown, Denver vs. N.Y. Jets, Nov. 15, 1964  
 Dick Anderson, Miami vs. Pittsburgh, Dec. 3, 1973  
 Willie Buchanan, Green Bay vs. S.D. Chargers, Sept. 24, 1978  
 Deron Cherry, Kansas City vs. Seattle, Sept. 29, 1985  
 Kwamie Lassiter, Arizona vs. S.D. Chargers, Dec. 27, 1998  
 Deltha O'Neal, Denver vs. Kansas City, Oct. 7, 2001  
 DeAngelo Hall, Washington vs. Chi. Bears, Oct. 24, 2010

**Most Consecutive Games, Passes Intercepted By**

- 8 Tom Morrow, Oak. Raiders, 1962-63  
 7 Tom Landry, N.Y. Giants, 1950-51  
 Paul Krause, Washington, 1964  
 Larry Wilson, St.L. Cardinals, 1966  
 Ben Davis, Cle. Browns, 1968  
 6 By many players  
 Last time: Trevon Diggs, Dal. Cowboys, 2021

**YARDS GAINED****Most Seasons Leading League**

- 3 Darren Sharper, Green Bay, 2002; Minnesota, 2005;  
 New Orleans, 2009  
 Marcus Peters, Kansas City, 2015, 2017;  
 L.A. Rams-Bal. Ravens 2019  
 2 Dick (Night Train) Lane, L.A. Rams, 1952;  
 Chi. Cardinals, 1954  
 Herb Adderley, Green Bay, 1965, 1969  
 Dick Anderson, Miami, 1968, 1970  
 Ed Reed, Bal. Ravens, 2004, 2010

**Most Yards Gained, Career**

- 1,590 Ed Reed, Bal. Ravens, 2002-12; Hou. Texans, 2013;  
 N.Y. Jets, 2013  
 1,483 Rod Woodson, Pittsburgh, 1987-1996; San Francisco, 1997;  
 Bal. Ravens, 1998-2001; Oak. Raiders, 2002-03  
 1,412 Darren Sharper, Green Bay, 1997-2004; Minnesota, 2005-08;  
 New Orleans, 2009-10

**Most Yards Gained, Season**

- 376 Darren Sharper, New Orleans, 2009  
 358 Ed Reed, Bal. Ravens, 2004  
 349 Charlie McNeil, S.D. Chargers, 1961

**Most Yards Gained, Rookie, Season**

- 301 Don Doll, Detroit, 1949  
 298 Dick (Night Train) Lane, L.A. Rams, 1952  
 280 Marcus Peters, Kansas City, 2015

**Most Yards Gained, Game**

- 177 Charlie McNeil, S.D. Chargers vs. Hou. Oilers, Sept. 24, 1961  
 170 Louis Oliver, Miami vs. Buffalo, Oct. 4, 1992  
 167 Dick Jauron, Detroit vs. Chi. Bears, Nov. 18, 1973

**Longest Return (All TDs except as noted)**

- 107 Ed Reed, Bal. Ravens vs. Philadelphia, Nov. 23, 2008  
 106 Ed Reed, Bal. Ravens vs. Cle. Browns, Nov. 7, 2004  
 104 Marcus Maye, N.Y. Jets vs. Denver, Oct. 7, 2018 (no TD)

**TOUCHDOWNS****Most Touchdowns, Career**

- 12 Rod Woodson, Pittsburgh, 1987-96; San Francisco, 1997;  
 Bal. Ravens, 1998-2001; Oak. Raiders, 2002-03  
 11 Darren Sharper, Green Bay, 1997-2004;  
 Minnesota, 2005-08; New Orleans, 2009-10  
 Charles Woodson, Oak. Raiders, 1998-2005;  
 Green Bay, 2006-12; Oak. Raiders, 2013-15  
 10 Aqib Talib, Tampa Bay, 2008-12; New England, 2012-13;  
 Denver, 2014-17; L.A. Rams, 2018-19

**Most Touchdowns, Season**

- 5 DaRon Bland, Dal. Cowboys, 2023  
 4 Ken Houston, Hou. Oilers, 1971  
 Jim Kearney, Kansas City, 1972  
 Eric Allen, Philadelphia, 1993

**Most Touchdowns, Rookie, Season**

- 3 Lem Barney, Detroit, 1967  
 Ronnie Lott, San Francisco, 1981  
 Janoris Jenkins, St.L. Rams, 2012  
 2 By many players

**Most Touchdowns, Game**

- 2 Guy Chamberlain, Canton vs. Chi. Cardinals, Nov. 26, 1922  
 Hoot Flanagan, Pottsville vs. Frankford, Nov. 29, 1925  
 Tom Leary, Newark vs. Frankford, Oct. 4, 1930  
 Bill Blackburn, Chi. Cardinals vs. Bos. Yanks, Oct. 24, 1948  
 Dan Sandifer, Washington vs. Bos. Yanks, Oct. 31, 1948

- Bob Franklin, Cle. Browns vs. Chi. Bears, Dec. 11, 1960
- Bill Stacy, St.L. Cardinals vs. Dal. Cowboys, Nov. 5, 1961
- Jerry Norton, St.L. Cardinals vs. Pittsburgh, Nov. 26, 1961
- Miller Farr, Hou. Oilers vs. Buffalo, Dec. 7, 1968
- Ken Houston, Hou. Oilers vs. S.D. Chargers, Dec. 19, 1971
- Jim Kearney, Kansas City vs. Denver, Oct. 1, 1972
- Lemar Parrish, Cincinnati vs. Hou. Oilers, Dec. 17, 1972
- Dick Anderson, Miami vs. Pittsburgh, Dec. 3, 1973
- Prentice McCray, New England vs. N.Y. Jets, Nov. 21, 1976
- Kenny Johnson, Atlanta vs. Green Bay, Nov. 27, 1983 (ot)
- Mike Kozlowski, Miami vs. N.Y. Jets, Dec. 16, 1983
- Dave Brown, Seattle vs. Kansas City, Nov. 4, 1984
- Lloyd Burruss, Kansas City vs. S.D. Chargers, Oct. 19, 1986
- Henry Jones, Buffalo vs. Indianapolis, Sept. 20, 1992
- Robert Massey, Phoenix vs. Washington, Oct. 4, 1992
- Eric Allen, Philadelphia vs. New Orleans, Dec. 26, 1993
- Ken Norton, San Francisco vs. St.L. Rams, Oct. 22, 1995
- Otis Smith, N.Y. Jets vs. Tampa Bay, Dec. 14, 1997
- Dewayne Washington, Pittsburgh vs. Jacksonville, Nov. 22, 1998
- Aaron Glenn, Hou. Texans vs. Pittsburgh, Dec. 8, 2002
- Ronde Barber, Tampa Bay vs. Philadelphia, Oct. 22, 2006
- Antrel Rolle, Arizona vs. Cincinnati, Nov. 18, 2007
- Derrick Johnson, Kansas City vs. Denver, Jan. 3, 2010
- David Bowens, Cle. Browns vs. New Orleans, Oct. 24, 2010
- Janoris Jenkins, St.L. Rams vs. Arizona, Nov. 25, 2012
- Zach Brown, Tennessee vs. Jacksonville, Dec. 30, 2012
- Mike Edwards, Tampa Bay vs. Atlanta, Sept. 19, 2021
- Kenny Moore, Indianapolis vs. Carolina, Nov. 5, 2023

**PUNTING**

**Most Punts, Career**

- 1,713 Jeff Feagles, New England, 1988-89; Philadelphia, 1990-93; Arizona, 1994-97; Seattle, 1998-2002; N.Y. Giants, 2003-09
- 1,466 Andy Lee, San Francisco, 2004-14; Cle. Browns, 2015; Carolina, 2016; Arizona, 2017-22
- 1,444 Shane Lechler, Oak. Raiders, 2000-12; Hou. Texans, 2013-17

**Most Punts, Season**

- 114 Bob Parsons, Chi. Bears, 1981
- Chad Stanley, Hou. Texans, 2002
- 112 Dave Zastudil, Arizona, 2012
- 111 Brad Maynard, N.Y. Giants, 1997

**Most Punts, Rookie, Season**

- 111 Brad Maynard, N.Y. Giants, 1997
- 108 John Teltschik, Philadelphia, 1986
- 101 Daniel Pope, Kansas City, 1999

**Most Punts, Game**

- 16 Leo Araguz, Oak. Raiders vs. S.D. Chargers, Oct. 11, 1998
- 15 John Teltschik, Philadelphia vs. N.Y. Giants, Dec. 6, 1987 (ot)
- 14 Dick Nesbitt, Chi. Cardinals vs. Chi. Bears, Nov. 30, 1933
- Keith Molesworth, Chi. Bears vs. Green Bay, Dec. 10, 1933
- Sammy Baugh, Washington vs. Philadelphia, Nov. 5, 1939
- Carl Kinscherf, N.Y. Giants vs. Detroit, Nov. 7, 1943
- George Taliaferro, N.Y. Yanks vs. L.A. Rams, Sept. 28, 1951

**Longest Punt**

- 98 Steve O'Neal, N.Y. Jets vs. Denver, Sept. 21, 1969
- 94 Joe Lintzenich, Chi. Bears vs. N.Y. Giants, Nov. 16, 1931
- 93 Shawn McCarthy, New England vs. Buffalo, Nov. 3, 1991

**AVERAGE YARDAGE**

**Highest Average, Punting, Career (250 punts)**

- 48.18 AJ Cole, Oakland/Las Vegas, 2019-23 (309-14,889)
- 47.96 Michael Dickson, Seattle, 2018-23 (428-20,525)
- 47.56 Shane Lechler, Oak. Raiders, 2000-12; Hou. Texans, 2013-17 (1,444-68,678)

**Highest Avg. Punting, Season (Qualifiers)**

- 53.10 Ryan Stonehouse, Tennessee, 2022 (90-4,779)
- 53.06 Ryan Stonehouse, Tennessee, 2023 (53-2,812)
- 51.41 Bryan Anger, Dal. Cowboys, 2023 (44-2,262)

**Highest Avg. Punting, Rookie, Season**

- 53.10 Ryan Stonehouse, Tennessee, 2022 (90-4,779)
- 49.22 Ethan Evans, L.A. Rams, 2023 (63-3,101)
- 48.85 Jake Camarda, Tampa Bay, 2022 (79-3,859)

**Highest Avg. Punting, Game (4 punts)**

- 63.60 AJ Cole, Las Vegas vs. N.Y. Giants, Nov. 5, 2023 (5-318)
- 63.00 Andy Lee, Carolina vs. Denver, Sept. 8, 2016 (4-252)
- 62.50 Bryce Baringer, New England vs. Indianapolis, Nov. 12, 2023 (4-250)

**NET AVERAGE**

*Net average has been compiled since 1976*

**Highest Net Average, Punting, Career (250 punts)**

- 43.27 Logan Cooke, Jacksonville, 2018-23 (401-17,351)
- 43.00 Johnny Hekker, St.L./L.A. Rams, 2012-21; Carolina, 2022-23 (893-38,396)
- 42.88 Michael Dickson, Seattle, 2018-23 (429-18,396)

**Highest Net Average, Punting, Season (Qualifiers)**

- 46.000 Johnny Hekker, L.A. Rams, 2016 (98-4,508)
- 45.585 Tommy Townsend, Kansas City, 2022 (53-2,416)
- 45.582 Jake Bailey, New England, 2020 (55-2,507)

**Highest Net Average, Punting, Rookie, Season (Qualifiers)**

- 44.03 Ryan Stonehouse, Tennessee, 2022 (90-3,963)
- 42.64 Rigoberto Sanchez, Indianapolis, 2017 (84-3,624)
- 42.49 Ryan Wright, Minnesota, 2022 (74-3,144)

**Highest Net Average, Punting, Game (4 punts)**

- 59.50 Rohn Stark, Indianapolis vs. Hou. Oilers, Sept. 13, 1992 (4-238)
- 57.50 Michael Dickson, Seattle vs. Denver, Sept. 9, 2018 (6-345)
- 55.50 Kevin Huber, Cincinnati vs. S.D. Chargers, Dec. 1, 2013 (4-222)
- Tress Way, Washington vs. N.Y. Giants, Sept. 25, 2014 (4-222)
- Sam Martin, Detroit vs. Indianapolis, Sept. 11, 2016 (4-222)

**PUNTS HAD BLOCKED**

**Most Consecutive Punts, None Blocked**

- 1,177 Chris Gardocki, Chi. Bears, 1992-94; Indianapolis, 1995-98; Cle. Browns, 1999-2003; Pittsburgh, 2004-06
- 878 Bryan Barker, Kansas City, 1993; Philadelphia, 1994; Jacksonville, 1995-2000; Washington, 2001-03; Green Bay, 2004; St.L. Rams, 2005
- 761 Thomas Morstead, New Orleans, 2011-20; N.Y. Jets, 2021; Atlanta, 2021; Miami, 2022; N.Y. Jets, 2023 (current)

**Most Punts Had Blocked, Career**

- 14 Herman Weaver, Detroit, 1970-76; Seattle, 1977-80
- Harry Newsome, Pittsburgh, 1985-89; Minnesota, 1990-93
- 12 Jerrel Wilson, Kansas City, 1963-77; New England, 1978
- Tom Blanchard, N.Y. Giants, 1971-73; New Orleans, 1974-78; Tampa Bay, 1979-81
- Jeff Feagles, New England, 1988-89; Philadelphia, 1990-93; Arizona, 1994-97; Seattle, 1998-2002; N.Y. Giants, 2003-09
- 11 David Lee, Bal. Colts, 1966-78

## ALL-TIME RECORDS

### Most Punts Had Blocked, Season

- 6 Harry Newsome, Pittsburgh, 1988
- 4 Bryan Wagner, Cle. Browns, 1990
- Mike Scifres, S.D. Chargers, 2010
- 3 By many players

### PUNTS INSIDE THE 20

*Punts Inside the 20 have been compiled since 1976*

#### Most Punts Inside the 20, Career

- 554 Jeff Feagles, New England, 1988-89; Philadelphia, 1990-93; Arizona, 1994-97; Seattle, 1998-2002; N.Y. Giants, 2003-09
- 483 Dustin Colquitt, Kansas City, 2005-19; Pittsburgh, 2020; Jacksonville, 2020; Atlanta, 2021; Cle. Browns, 2021
- 476 Andy Lee, San Francisco, 2004-14; Cle. Browns, 2015; Carolina, 2016; Arizona, 2017-22

#### Most Punts Inside the 20, Season

- 51 Johnny Hekker, L.A. Rams, 2016
- 46 Dave Zastudil, Arizona, 2012
- 45 Dustin Colquitt, Kansas City, 2012

#### Most Punts Inside the 20, Game

- 8 Mark Royals, Pittsburgh vs. Hou. Oilers, Nov. 6, 1994 (ot)
- Bryan Barker, Jacksonville vs. Bal. Ravens, Nov. 14, 1999
- Brett Kern, Tennessee vs. Denver, Oct. 13, 2019
- 7 Josh Miller, Pittsburgh vs. Cincinnati, Dec. 20, 1998
- David Zastudil, Cle. Browns vs. Buffalo, Oct. 11, 2009
- Thomas Morstead, New Orleans vs. Carolina, Jan. 3, 2010
- Donnie Jones, Philadelphia vs. Arizona, Dec. 1, 2013
- Brett Kern, Tennessee vs. Hou. Texans, Dec. 27, 2015
- Matt Haack, Miami vs. Denver, Dec. 3, 2017
- Matt Haack, Miami vs. N.Y. Jets, Nov. 4, 2018
- J.K. Scott, L.A. Chargers vs. New England, Dec. 3, 2023
- 6 By many players

### PUNT RETURNS

#### Most Seasons Leading League

- 3 Les (Speedy) Duncan, S.D. Chargers, 1965-66; Washington, 1971
- Rick Upchurch, Denver, 1976, 1978, 1982
- 2 Dick Christy, N.Y. Titans, 1961-62
- Claude Gibson, Oak. Raiders, 1963-64
- Billy (White Shoes) Johnson, Hou. Oilers, 1975, 1977
- Mel Gray, New Orleans, 1987; Detroit, 1991
- Jermaine Lewis, Bal. Ravens, 1997, 2000
- Roscoe Parrish, Buffalo, 2007-08
- Devin Hester, Chi. Bears, 2010-11

#### Most Punt Returns, Career

- 463 Brian Mitchell, Washington, 1990-99; Philadelphia, 2000-02; N.Y. Giants, 2003
- 351 Eric Metcalf, Cle. Browns, 1989-94; Atlanta, 1995-96; S.D. Chargers, 1997; Arizona, 1998; Carolina, 1999; Washington, 2001; Green Bay, 2002
- 349 David Meggett, N.Y. Giants, 1989-94; New England, 1995-97; N.Y. Jets, 1998

#### Most Punt Returns, Season

- 70 Danny Reece, Tampa Bay, 1979
- 62 Fulton Walker, Miami-L.A. Raiders, 1985
- 58 J.T. Smith, Kansas City, 1979
- Greg Pruitt, L.A. Raiders, 1983
- Leo Lewis, Minnesota, 1988
- Desmond Howard, Green Bay, 1996
- Nate Burleson, Seattle, 2007
- Dexter McCluster, Kansas City, 2013

#### Most Punt Returns, Rookie, Season

- 57 Lew Barnes, Chi. Bears, 1986
- 55 B.J. Sams, Bal. Ravens, 2004
- 54 James Jones, Dal. Cowboys, 1980

## PUNTING-PUNT RETURNS

### Most Punt Returns, Game

- 11 Eddie Brown, Washington vs. Tampa Bay, Oct. 9, 1977
- 10 Theo Bell, Pittsburgh vs. Buffalo, Dec. 16, 1979
- Mike Nelms, Washington vs. New Orleans, Dec. 26, 1982
- Ronnie Harris, New England vs. Pittsburgh, Dec. 5, 1993
- 9 Rodger Bird, Oak. Raiders vs. Denver, Sept. 10, 1967
- Ralph McGill, San Francisco vs. Atlanta, Oct. 29, 1972
- Ed Podolak, Kansas City vs. S.D. Chargers, Nov. 10, 1974
- Anthony Leonard, San Francisco vs. New Orleans, Oct. 17, 1976
- Butch Johnson, Dal. Cowboys vs. Buffalo, Nov. 15, 1976
- Larry Marshall, Philadelphia vs. Tampa Bay, Sept. 18, 1977
- Nesby Glasgow, Bal. Colts vs. Kansas City, Sept. 2, 1979
- Mike Nelms, Washington vs. St.L. Cardinals, Dec. 21, 1980
- Leon Bright, N.Y. Giants vs. Philadelphia, Dec. 11, 1982
- Pete Shaw, N.Y. Giants vs. Philadelphia, Nov. 20, 1983
- Cleotha Montgomery, L.A. Raiders vs. Detroit, Dec. 10, 1984
- Phil McConkey, N.Y. Giants vs. Philadelphia, Dec. 6, 1987 (ot)
- Andre Hastings, Pittsburgh vs. Cle. Browns, Nov. 13, 1995
- Steve Smith, Carolina vs. Detroit, Sept. 15, 2002
- Reggie Swinton, Arizona vs. Philadelphia, Dec. 24, 2005

### FAIR CATCHES

#### Most Fair Catches, Career

- 231 Brian Mitchell, Washington, 1990-99; Philadelphia, 2000-02; N.Y. Giants, 2003
- 178 Marcus Sherels, Minnesota, 2010-18; Miami, 2019; Minnesota, 2019
- 176 Ted Ginn, Miami, 2007-09; San Francisco, 2010-12; Carolina, 2013; Arizona, 2014; Carolina, 2015-16; New Orleans, 2017-19; Chicago, 2020

#### Most Fair Catches, Season

- 37 Jeremy Ross, Detroit, 2014
- 36 Jeremy Kerley, N.Y. Jets, 2012
- Jeremy Kerley, San Francisco, 2016
- 33 Brian Mitchell, Philadelphia, 2000

#### Most Fair Catches, Game

- 7 Bake Turner, N.Y. Jets vs. Miami, Nov. 20, 1966
- Lem Barney, Detroit vs. Chi. Bears, Nov. 21, 1976
- Bobby Morse, Philadelphia vs. Buffalo, Dec. 27, 1987
- Chris Carr, Tennessee vs. Jacksonville, Nov. 16, 2008
- Jeremy Kerley, San Francisco vs. L.A. Rams, Sept. 12, 2016
- 6 Jake Scott, Miami vs. Buffalo, Dec. 20, 1970
- Greg Pruitt, L.A. Raiders vs. Seattle, Oct. 7, 1984
- Phil McConkey, S.D. Chargers vs. Kansas City, Dec. 17, 1989
- Gerald McNeil, Hou. Oilers vs. Pittsburgh, Sept. 16, 1990
- Bobby Ingram, Chi. Bears vs. Minnesota, Sept. 15, 1996
- Eddie Kennison, New Orleans vs. Bal. Ravens, Dec. 19, 1999
- R.W. McQuarters, N.Y. Giants vs. Atlanta, Oct. 15, 2007
- Emanuel Sanders, Pittsburgh vs. Cle. Browns, Nov. 25, 2012
- Jeremy Kerley, N.Y. Jets vs. Arizona, Dec. 2, 2012
- Jeremy Kerley, N.Y. Jets vs. Tennessee, Dec. 17, 2012
- Patrick Peterson, Arizona vs. Seattle, Dec. 22, 2013
- Jeremy Ross, Detroit vs. Buffalo, Oct. 5, 2014
- Griff Whalen, Indianapolis vs. Cincinnati, Oct. 19, 2014
- Bryan Walters, Seattle vs. Arizona, Dec. 21, 2014
- Griff Whalen, Indianapolis vs. Jacksonville, Oct. 4, 2015 (ot)
- Bryce Callahan, Chi. Bears vs. San Francisco, Dec. 4, 2016
- Jaydon Mickens, Jacksonville vs. Indianapolis, Oct. 22, 2017
- Andre Roberts, N.Y. Jets vs. Miami, Nov. 4, 2018

- Jamal Agnew, Detroit vs. Chi. Bears, Nov. 10, 2019
- Braxton Berrios, N.Y. Jets vs. Miami, Oct. 18, 2020
- Derius Davis, L.A. Chargers vs. Denver, Dec. 10, 2023
- 5 By many players

**YARDS GAINED**

**Most Seasons Leading League**

- 3 Alvin Haymond, Bal. Colts, 1965-66; L.A. Rams, 1969
- 2 Bill Dudley, Pittsburgh, 1942, 1946
- Emlen Tunnell, N.Y. Giants, 1951-52
- Dick Christy, N.Y. Titans, 1961-62
- Claude Gibson, Oak. Raiders, 1963-64
- Rodger Bird, Oak. Raiders, 1966-67
- J.T. Smith, Kansas City, 1979-80
- Vai Sihakema, St.L. Cardinals, 1986-87
- David Meggett, N.Y. Giants, 1989-90
- Tamarick Vanover, Kansas City, 1995, 1999
- Devin Hester, Chi. Bears, 2006, 2010
- Darren Sproles, Philadelphia, 2014-15

**Most Yards Gained, Career**

- 4,999 Brian Mitchell, Washington, 1990-99; Philadelphia, 2000-02; N.Y. Giants, 2003
- 3,708 Dave Meggett, N.Y. Giants, 1989-94; New England, 1995-97; N.Y. Jets, 1998
- 3,695 Devin Hester, Chi. Bears, 2006-13; Atlanta, 2014-15; Bal. Ravens, 2016

**Most Yards Gained, Season**

- 875 Desmond Howard, Green Bay, 1996
- 699 Patrick Peterson, Arizona, 2011
- 692 Fulton Walker, Miami-L.A. Raiders, 1985

**Most Yards Gained, Rookie, Season**

- 699 Patrick Peterson, Arizona, 2011
- 656 Louis Lipps, Pittsburgh, 1984
- 655 Neal Colzie, Oak. Raiders, 1975

**Most Yards Gained, Game**

- 207 LeRoy Irvin, L.A. Rams vs. Atlanta, Oct. 11, 1981
- 205 George Atkinson, Oak. Raiders vs. Buffalo, Sept. 15, 1968
- 199 Eddie Drummond, Detroit vs. Jacksonville, Nov. 14, 2004 (ot)

**Longest Punt Return (All TDs)**

- 103 Robert Bailey, L.A. Rams vs. New Orleans, Oct. 23, 1994
- 99 Patrick Peterson, Arizona vs. St.L. Rams, Nov. 6, 2011
- Dwayne Harris, Oak. Raiders vs. Denver, Dec. 24, 2018
- 98 Gil LeFebvre, Cincinnati vs. Brooklyn, Dec. 3, 1933
- Charlie West, Minnesota vs. Washington, Nov. 3, 1968
- Dennis Morgan, Dal. Cowboys vs. St.L. Cardinals, Oct. 13, 1974
- Terance Mathis, N.Y. Jets vs. Dal. Cowboys, Nov. 4, 1990
- Damaris Johnson, Philadelphia vs. Dal. Cowboys, Dec. 2, 2012
- Tavon Austin, St.L. Rams vs. Indianapolis, Nov. 10, 2013

**AVERAGE YARDAGE**

**Highest Average, Career (75 returns)**

- 12.78 George McAfee, Chi. Bears, 1940-41, 1945-50 (112-1,431)
- 12.75 Jack Christiansen, Detroit, 1951-58 (85-1,084)
- 12.55 Claude Gibson, S.D. Chargers, 1961-62; Oak. Raiders, 1963-65 (110-1,381)

**Highest Average, Season (Qualifiers)**

- 23.00 Herb Rich, Bal. Colts, 1950 (12-276)
- 21.47 Jack Christiansen, Detroit, 1952 (15-322)
- 21.28 Dick Christy, N.Y. Titans, 1961 (18-383)

**Highest Average, Rookie, Season (Qualifiers)**

- 23.00 Herb Rich, Bal. Colts, 1950 (12-276)
- 20.88 Jerry Davis, Chi. Cardinals, 1948 (16-334)
- 20.73 Frankie Sinkwich, Detroit, 1943 (11-228)

**Highest Average, Game**

- 65.00 Nyheim Hines, Indianapolis vs. Carolina, Dec. 22, 2019 (195-3)
- 53.33 Darius Reynaud, Tennessee vs. Jacksonville, Dec. 30, 2012 (3-160)
- 51.00 Steve Smith, Carolina vs. Cincinnati, Dec. 8, 2002 (3-153)

**TOUCHDOWNS**

**Most Touchdowns, Career**

- 14 Devin Hester, Chi. Bears, 2006-13; Atlanta, 2014-15; Bal. Ravens, 2016
- 10 Eric Metcalf, Cle. Browns, 1989-94; Atlanta, 1995-96; S.D. Chargers, 1997; Arizona, 1998; Carolina, 1999; Washington, 2001; Green Bay, 2002
- 9 Brian Mitchell, Washington, 1990-99; Philadelphia 2000-02; N.Y. Giants, 2003

**Most Touchdowns, Season**

- 4 Jack Christiansen, Detroit, 1951
- Rick Upchurch, Denver, 1976
- Devin Hester, Chi. Bears, 2007
- Patrick Peterson, Arizona, 2011
- 3 Emlen Tunnell, N.Y. Giants, 1951
- Billy (White Shoes) Johnson, Hou. Oilers, 1975
- LeRoy Irvin, L.A. Rams, 1981
- Desmond Howard, Green Bay, 1996
- Darrien Gordon, Denver, 1997
- Eric Metcalf, S.D. Chargers, 1997
- Devin Hester, Chi. Bears, 2006
- Adam Jones, Tennessee, 2006
- Reggie Bush, New Orleans, 2008
- Johnnie Lee Higgins, Oak. Raiders, 2008
- Devin Hester, Chi. Bears, 2010
- 2 By many players

**Most Touchdowns, Rookie, Season**

- 4 Jack Christiansen, Detroit, 1951
- Patrick Peterson, Arizona, 2011
- 3 Devin Hester, Chi. Bears, 2006
- 2 By many players

**Most Touchdowns, Game**

- 2 Jack Christiansen, Detroit vs. L.A. Rams, Oct. 14, 1951; vs. Green Bay, Nov. 22, 1951
- Dick Christy, N.Y. Titans vs. Denver, Sept. 24, 1961
- Rick Upchurch, Denver vs. Cle. Browns, Sept. 26, 1976
- LeRoy Irvin, L.A. Rams vs. Atlanta, Oct. 11, 1981
- Vai Sihakema, St.L. Cardinals vs. Tampa Bay, Dec. 21, 1986
- Todd Kinchen, L.A. Rams vs. Atlanta, Dec. 27, 1992
- Eric Metcalf, Cle. Browns vs. Pittsburgh, Oct. 24, 1993;
- S.D. Chargers vs. Cincinnati, Nov. 2, 1997
- Darrien Gordon, Denver vs. Carolina, Nov. 9, 1997
- Jermaine Lewis, Bal. Ravens vs. Seattle, Dec. 7, 1997
- Bal. Ravens vs. N.Y. Jets, Dec. 24, 2000
- Steve Smith, Carolina vs. Cincinnati, Dec. 8, 2002
- Eddie Drummond, Detroit vs. Jacksonville, Nov. 14, 2004 (ot)
- Reggie Bush, New Orleans vs. Minnesota, Oct. 6, 2008
- Darius Reynaud, Tennessee vs. Jacksonville, Dec. 30, 2012
- Nyheim Hines, Indianapolis vs. Carolina, Dec. 22, 2019

**KICKOFF RETURNS**

**Most Seasons Leading League**

- 3 Abe Woodson, San Francisco, 1959, 1962-63
- Cordarrelle Patterson, Minnesota, 2013, 2015-16
- 2 Lynn Chandnois, Pittsburgh, 1951-52
- Bobby Jancik, Hou. Oilers, 1962-63
- Travis Williams, Green Bay, 1967; L.A. Rams, 1971
- Mel Gray, Detroit, 1991, 1994
- Michael Bates, Carolina, 1996-97

**Most Kickoff Returns, Career**

- 607 Brian Mitchell, Washington, 1990-99; Philadelphia, 2000-02; N.Y. Giants, 2003
- 514 Allen Rossom, Philadelphia, 1998-99; Green Bay, 2000-01; Atlanta, 2002-06; Pittsburgh, 2007; San Francisco, 2008-09; Dal. Cowboys, 2009
- 426 Dante Hall, Kansas City, 2000-06; St.L. Rams, 2007-08
- Josh Cribbs, Cle. Browns, 2005-12; N.Y. Jets, 2013; Indianapolis, 2014

**Most Kickoff Returns, Season**

- 82 MarTay Jenkins, Arizona, 2000  
73 Josh Scobey, Arizona, 2003  
Chris Carr, Oak. Raiders, 2005  
70 Tyrone Hughes, New Orleans, 1996  
Michael Lewis, New Orleans, 2002

**Most Kickoff Returns, Rookie, Season**

- 73 Josh Scobey, Arizona, 2003  
Chris Carr, Oak. Raiders, 2005  
67 Ronney Jenkins, S.D. Chargers, 2000  
64 Tab Perry, Cincinnati, 2005

**Most Kickoff Returns, Game**

- 10 Desmond Howard, Oak. Raiders vs. Seattle, Oct. 26, 1997  
Richard Alston, Cle. Browns vs. Cincinnati, Nov. 28, 2004  
Chris Williams, Chi. Bears vs. Green Bay,  
Nov. 9, 2014  
9 Noland Smith, Kansas City vs. Oak. Raiders, Nov. 23, 1967  
Dino Hall, Cle. Browns vs. Pittsburgh, Oct. 7, 1979  
Paul Palmer, Kansas City vs. Seattle, Sept. 20, 1987  
Eric Metcalf, Atlanta vs. San Francisco,  
Sept. 29, 1996; vs. St.L. Rams, Nov. 10, 1996  
Michael Bates, Carolina vs. Atlanta, Oct. 4, 1998  
Nate Jacquet, Minnesota vs. Philadelphia,  
Nov. 11, 2001  
Ahmad Merritt, Chi. Bears vs. San Francisco,  
Sept. 7, 2003  
Josh Scobey, Arizona vs. Cle. Browns, Nov. 16, 2003  
Maurice Hicks, San Francisco vs. S.D. Chargers,  
Oct. 15, 2006  
Aveion Cason, Detroit vs. S.D. Chargers, Dec. 16, 2007  
Allen Rossum, San Francisco vs. Philadelphia,  
Oct. 12, 2008  
Steve Breaston, Arizona vs. New England, Dec. 21, 2008  
Danny Amendola, St.L. Rams vs. Tennessee,  
Dec. 13, 2009  
Brandon James, Indianapolis vs. S.D. Chargers,  
Nov. 28, 2010  
8 By many players

**YARDS GAINED****Most Seasons Leading League**

- 3 Bruce Harper, N.Y. Jets, 1977-79  
Tyrone Hughes, New Orleans, 1994-96  
2 Marshall Goldberg, Chi. Cardinals, 1941-42  
Woodley Lewis, L.A. Rams, 1953-54  
Al Carmichael, Green Bay, 1956-57  
Timmy Brown, Philadelphia, 1961, 1963  
Bobby Jancik, Hou. Oilers, 1963, 1966  
Ron Smith, Atlanta, 1966-67  
Chris Carr, Oak. Raiders, 2005-06  
Devin Hester, Chi. Bears-Atlanta, 2013-14  
Cordarrelle Patterson, Chi. Bears, 2019-20  
Andre Roberts, N.Y. Jets, 2020;  
Hou. Texans-L.A. Chargers, 2021  
Keisean Nixon, Green Bay, 2022-23

**Most Yards Gained, Career**

- 14,014 Brian Mitchell, Washington, 1990-99; Philadelphia,  
2000-02; N.Y. Giants, 2006  
11,947 Allen Rossum, Philadelphia, 1998-99; Green Bay,  
2000-01; Atlanta, 2002-06; Pittsburgh, 2007;  
San Francisco, 2008-09; Dal. Cowboys, 2009  
11,113 Josh Cribbs, Cle. Browns, 2005-12; N.Y. Jets, 2013;  
Indianapolis, 2014

**Most Yards Gained, Season**

- 2,186 MarTay Jenkins, Arizona, 2000  
1,809 Josh Cribbs, Cle. Browns, 2007  
1,807 Michael Lewis, New Orleans, 2002

**Most Yards Gained, Rookie, Season**

- 1,752 Chris Carr, Oak. Raiders, 2005  
1,684 Josh Scobey, Arizona, 2003  
1,577 Justin Miller, N.Y. Jets, 2005

**Most Yards Gained, Game**

- 304 Tyrone Hughes, New Orleans vs. L.A. Rams,  
Oct. 23, 1994  
299 Ted Ginn Jr., Miami vs. N.Y. Jets, Nov. 1, 2009  
294 Wally Triplett, Detroit vs. L.A. Rams, Oct. 29, 1950

**Longest Kickoff Return (All TDs)**

- 109 Cordarrelle Patterson, Minnesota vs. Green Bay,  
Oct. 27, 2013  
108 Ellis Hobbs, New England, vs. N.Y. Jets, Sept. 9, 2007  
Randall Cobb, Green Bay vs. New Orleans,  
Sept. 8, 2011  
Jacoby Jones, Bal. Ravens vs. Dal. Cowboys, Oct. 14, 2012  
Knile Davis, Kansas City vs. Denver, Dec. 1, 2013  
Jacoby Jones, Bal. Ravens vs. Pittsburgh, Nov. 2, 2014  
David Johnson, Arizona vs. Chi. Bears, Sept. 20, 2015  
107 Joe McKnight, N.Y. Jets vs. Bal. Ravens, Oct. 2, 2011  
Josh Huff, Philadelphia vs. Tennessee, Nov. 23, 2014

**AVERAGE YARDAGE****Highest Average, Career (75 returns)**

- 30.56 Gale Sayers, Chi. Bears, 1965-71 (91-2,781)  
29.57 Lynn Chandonno, Pittsburgh, 1950-56 (92-2,720)  
29.26 Cordarrelle Patterson, Minnesota, 2013-16; Oak.  
Raiders, 2017; New England, 2018; Chi. Bears,  
2019-20; Atlanta, 2021-23 (273-7,989)

**Highest Average, Season (Qualifiers)**

- 41.06 Travis Williams, Green Bay, 1967 (18-739)  
37.69 Gale Sayers, Chi. Bears, 1967 (16-603)  
35.50 Ollie Matson, Chi. Cardinals, 1958 (14-497)

**Highest Average, Rookie, Season (Qualifiers)**

- 41.06 Travis Williams, Green Bay, 1967 (18-739)  
33.08 Tom Moore, Green Bay, 1960 (12-397)  
32.88 Duriel Harris, Miami, 1976 (17-559)

**Highest Average, Game (3 returns)**

- 73.50 Wally Triplett, Detroit vs. L.A. Rams, Oct. 29, 1950 (4-  
294)  
67.33 Lenny Lyles, San Francisco vs. Bal. Colts,  
Dec. 18, 1960 (3-202)  
65.33 Ken Hall, Hou. Oilers vs. N.Y. Titans, Oct. 23, 1960  
(3-196)

**TOUCHDOWNS****Most Touchdowns, Career**

- 9 Cordarrelle Patterson, Minnesota, 2013-16;  
Oak. Raiders, 2017; New England, 2018;  
Chi. Bears, 2019-20; Atlanta, 2021-23  
8 Josh Cribbs, Cle. Browns, 2005-12; N.Y. Jets, 2013;  
Indianapolis, 2014  
Leon Washington, N.Y. Jets, 2006-09;  
Seattle, 2010-12; New England, 2013;  
Tennessee, 2013-14  
6 Ollie Matson, Chi. Cardinals, 1952, 1954-58;  
L.A. Rams, 1959-62; Detroit, 1963;  
Philadelphia, 1964  
Gale Sayers, Chi. Bears, 1965-71  
Travis Williams, Green Bay, 1967-70;  
L.A. Rams, 1971  
Mel Gray, New Orleans, 1986-88; Detroit,  
1989-94; Hou. Oilers, 1995-96; Tennessee,  
1997; Philadelphia, 1997  
Dante Hall, Kansas City, 2000-06; St.L. Rams, 2007-08  
5 By many players

**Most Touchdowns, Season**

- 4 Travis Williams, Green Bay, 1967  
Cecil Turner, Chi. Bears, 1970  
3 Verda (Vitamin T) Smith, L.A. Rams, 1950  
Abe Woodson, San Francisco, 1963  
Gale Sayers, Chi. Bears, 1967  
Raymond Clayborn, New England, 1977  
Ron Brown, L.A. Rams, 1985  
Mel Gray, Detroit, 1994  
Darrick Vaughn, Atlanta, 2000  
Terrence McGee, Buffalo, 2004  
André Davis, Hou. Texans, 2007  
Leon Washington, N.Y. Jets, 2007  
Josh Cribbs, Cle. Browns, 2009  
Jacoby Ford, Oak. Raiders, 2010  
Leon Washington, Seattle, 2010  
2 By many players

# KICKOFF/COMBINED KICK RETURNS ALL-TIME RECORDS

## Most Touchdowns, Rookie, Season

- 4 Travis Williams, Green Bay, 1967
- 3 Raymond Clayborn, New England, 1977  
Darrick Vaughn, Atlanta, 2000  
Jacobry Ford, Oak, Raiders, 2010
- 2 By many players

## Most Touchdowns, Game

- 2 Timmy Brown, Philadelphia vs. Dal. Cowboys, Nov. 6, 1966  
Travis Williams, Green Bay vs. Cle. Browns, Nov. 12, 1967  
Ron Brown, L.A. Rams vs. Green Bay, Nov. 24, 1985  
Tyrone Hughes, New Orleans vs. L.A. Rams,  
Oct. 23, 1994  
Chad Morton, N.Y. Jets vs. Buffalo, Sept. 8, 2002 (ot)  
Devin Hester, Chi. Bears vs. St.L. Rams,  
Dec. 11, 2006  
André Davis, Hou. Texans vs. Jacksonville,  
Dec. 30, 2007  
Ted Ginn, Jr., Miami vs. N.Y. Jets, Nov. 1, 2009  
Josh Cribbs, Cle. Browns vs. Kansas City,  
Dec. 20, 2009  
Leon Washington, Seattle vs. S.D. Chargers,  
Sept. 26, 2010  
Nyheim Hines, Buffalo vs. New England, Jan. 8, 2023

## COMBINED KICK RETURNS

### Most Combined Kick Returns, Career

- 1,070 Brian Mitchell, Washington, 1990-99; Philadelphia, 2000-02; N.Y. Giants, 2003 (p-463, k-607)
- 821 Allen Rossum, Philadelphia, 1998-99; Green Bay, 2000-01; Atlanta, 2002-06; Pittsburgh, 2007; San Francisco, 2008-09; Dal. Cowboys, 2009 (p-307, k-514)
- 711 Glyn Milburn, Denver, 1993-95; Detroit, 1996-97; Chi. Bears, 1998-2001; S.D. Chargers, 2001 (p-304, k-407)

### Most Combined Kick Returns, Season

- 114 Michael Lewis, New Orleans, 2002 (p-44, k-70)  
B.J. Sams, Bal. Ravens, 2004 (p-55, k-59)
- 107 Chris Carr, Oak. Raiders, 2005 (p-34, k-73)  
Dante Hall, Kansas City, 2005 (p-42, k-65)
- 105 Reggie Swinton, Arizona, 2005 (p-42, k-63)

### Most Combined Kick Returns, Game

- 13 Stump Mitchell, St.L. Cardinals vs. Atlanta, Oct. 18, 1981 (p-6, k-7)  
Ronnie Harris, New England vs. Pittsburgh, Dec. 5, 1993 (p-10, k-3)
- 12 Mel Renfro, Dal. Cowboys vs. Green Bay, Nov. 29, 1964 (p-4, k-8)  
Larry Jones, Washington vs. Dal. Cowboys, Dec. 13, 1975 (p-6, k-6)  
Eddie Brown, Washington vs. Tampa Bay, Oct. 9, 1977 (p-11, k-1)  
Nesby Glasgow, Bal. Colts vs. Denver, Sept. 2, 1979 (p-9, k-3)  
Tim Dwight, Atlanta vs. Detroit, Nov. 12, 2000 (p-8, k-4)  
Wes Welker, Miami vs. Buffalo, Dec. 5, 2004 (p-6, k-6)  
Reggie Swinton, Arizona vs. Philadelphia, Dec. 24, 2005 (p-9, k-3)  
Devin Hester, Chi. Bears vs. Detroit, Sept. 30, 2007 (p-5, k-7)  
Brandon James, Indianapolis vs. S.D. Chargers, Nov. 28, 2010 (p-3, k-9)
- 11 By many players

## YARDS GAINED

### Most Yards Returned, Career

- 19,013 Brian Mitchell, Washington, 1990-99; Philadelphia, 2000-02; N.Y. Giants, 2003 (p-4,999; k-14,014)
- 15,003 Allen Rossum, Philadelphia, 1998-99; Green Bay, 2000-01; Atlanta, 2002-06; Pittsburgh, 2007; San Francisco, 2008-09; Dal. Cowboys, 2009 (p-3,056; k-11,947)
- 13,488 Josh Cribbs, Cle. Browns, 2005-12; N.Y. Jets, 2013; Indianapolis, 2014 (p-2,375; k-11,113)

## Most Yards Returned, Season

- 2,432 Michael Lewis, New Orleans, 2002 (p-625; k-1,807)
- 2,214 Josh Cribbs, Cle. Browns, 2007 (p-405; k-1,809)
- 2,187 MarTay Jenkins, Arizona, 2000 (pr-1; k-2,186)

## Most Yards Returned, Game

- 347 Tyrone Hughes, New Orleans vs. L.A. Rams, Oct. 23, 1994 (p-43; k-304)
- 314 Devin Hester, Chi. Bears vs. Detroit, Sept. 30, 2007 (p-95; k-219)
- 306 Josh Cribbs, Cle. Browns vs. Bal. Ravens, Nov. 18, 2007 (p-61; k-245) (ot)

## TOUCHDOWNS

### Most Touchdowns, Career

- 19 Devin Hester, Chi. Bears, 2006-13; Atlanta, 2014-15; Bal. Ravens, 2016 (p-14, k-5)
- 13 Brian Mitchell, Washington, 1990-99; Philadelphia, 2000-02; N.Y. Giants, 2003 (p-9, k-4)
- 12 Eric Metcalf, Cle. Browns, 1989-94; Atlanta, 1995-96; S.D. Chargers, 1997; Arizona, 1998; Carolina, 1999; Washington, 2001; Green Bay, 2002 (p-10, k-2)  
Dante Hall, Kansas City, 2000-06;  
St.L. Rams, 2007-08 (p-6, k-6)

### Most Touchdowns, Season

- 6 Devin Hester, Chi. Bears, 2007 (p-4, k-2)
- 5 Devin Hester, Chi. Bears, 2006 (p-3, k-2)
- 4 Jack Christiansen, Detroit, 1951 (p-4)  
Emlen Tunnell, N.Y. Giants, 1951 (p-3, k-1)  
Gale Sayers, Chi. Bears, 1967 (p-1, k-3)  
Travis Williams, Green Bay, 1967 (k-4)  
Cecil Turner, Chi. Bears, 1970 (k-4)  
Billy Johnson, Hou. Oilers, 1975 (p-3, k-1)  
Rick Upchurch, Denver, 1976 (p-4)  
Dante Hall, Kansas City, 2003 (p-2, r-2)  
Eddie Drummond, Detroit, 2004 (p-2, k-2)  
Josh Cribbs, Cle. Browns, 2009 (p-1, k-3)  
Patrick Peterson, Arizona, 2011 (p-4)

### Most Touchdowns, Game

- 2 Jack Christiansen, Detroit vs. L.A. Rams, Oct. 14, 1951 (p-2); vs. Green Bay, Nov. 22, 1951 (p-2)  
Jim Patton, N.Y. Giants vs. Washington, Oct. 30, 1955 (p-1, k-1)  
Bobby Mitchell, Cle. Browns vs. Philadelphia, Nov. 23, 1958 (p-1, k-1)  
Dick Christy, N.Y. Titans vs. Denver, Sept. 24, 1961 (p-2)  
Al Frazier, Denver vs. Bos. Patriots, Dec. 3, 1961 (p-1, k-1)  
Timmy Brown, Philadelphia vs. Dal. Cowboys, Nov. 6, 1966 (k-2)  
Travis Williams, Green Bay vs. Cle. Browns, Nov. 12, 1967 (k-2); vs. Pittsburgh, Nov. 2, 1969 (p-1, k-1)  
Gale Sayers, Chi. Bears vs. San Francisco, Dec. 3, 1967 (p-1, k-1)  
Rick Upchurch, Denver vs. Cle. Browns, Sept. 26, 1976 (p-2)  
Eddie Payton, Detroit vs. Minnesota, Oct. 17, 1977 (p-1, k-1)  
LeRoy Irvin, L.A. Rams vs. Atlanta, Oct. 11, 1981 (p-2)  
Ron Brown, L.A. Rams vs. Green Bay, Nov. 24, 1985 (k-2)  
Vai Sikahema, St.L. Cardinals vs. Tampa Bay, Dec. 21, 1986 (p-2)  
Todd Kinchen, L.A. Rams vs. Atlanta, Dec. 27, 1992 (p-2)  
Eric Metcalf, Cle. Browns vs. Pittsburgh, Oct. 24, 1993 (p-2); S.D. Chargers vs. Cincinnati, Nov. 2, 1997 (p-2)  
Tyrone Hughes, New Orleans vs. L.A. Rams, Oct. 23, 1994 (k-2)  
Darrien Gordon, Denver vs. Carolina, Nov. 9, 1997 (p-2)  
Jermaine Lewis, Bal. Ravens vs. Seattle, Dec. 7, 1997 (p-2); Bal. Ravens vs. N.Y. Jets, Dec. 24, 2000 (p-2)  
Chad Morton, N.Y. Jets vs. Buffalo, Sept. 8, 2002 (ot) (k-2)  
Michael Lewis, New Orleans vs. Washington, Oct. 13, 2002 (p-1, k-1)  
Dante Hall, Kansas City vs. St.L. Rams, Dec. 8, 2002 (p-1, k-1)

Steve Smith, Carolina vs. Cincinnati, Dec. 8, 2002 (p-2)  
 Eddie Drummond, Detroit vs. Jacksonville,  
 Nov. 14, 2004 (ot) (p-2)  
 Devin Hester, Chi. Bears vs. St.L. Rams,  
 Dec. 11, 2006 (k-2)  
 Darren Sproles, S.D. Chargers vs. Indianapolis,  
 Nov. 11, 2007 (p-1, k-1)  
 Devin Hester, Chi. Bears vs. Denver, Nov. 25, 2007  
 (p-1, k-1)  
 André Davis, Hou. Texans vs. Jacksonville,  
 Dec. 30, 2007 (k-2)  
 Reggie Bush, New Orleans vs. Minnesota,  
 Oct. 6, 2008 (p-2)  
 Eddie Royal, Denver vs. S.D. Chargers,  
 Oct. 19, 2009 (p-1, k-1)  
 Ted Ginn, Jr., Miami vs. N.Y. Jets, Nov. 1, 2009 (k-2);  
 San Francisco vs. Seattle, Sept. 11, 2011 (p-1, k-1)  
 Josh Cribbs, Cle. Browns vs. Kansas City,  
 Dec. 20, 2009 (k-2)  
 Leon Washington, Seattle vs. S.D. Chargers,  
 Sept. 26, 2010 (k-2)  
 Darius Reynaud, Tennessee vs. Jacksonville,  
 Dec. 30, 2012 (p-2)  
 Jeremy Ross, Detroit vs. Philadelphia,  
 Dec. 8, 2013 (p-1, k-1)  
 Nyheim Hines, Indianapolis vs. Carolina, Dec. 22, 2019  
 (p-2); Buffalo vs. New England, Jan. 8, 2023 (k-2)

**FUMBLES****Most Fumbles, Career**

- 166 Brett Favre, Atlanta, 1991; Green Bay, 1992-2007;  
 N.Y. Jets, 2008; Minnesota, 2009-10  
 161 Warren Moon, Hou. Oilers, 1984-93; Minnesota,  
 1994-96; Seattle, 1997-98; Kansas City,  
 1999-2000  
 153 Dave Krieg, Seattle, 1980-91; Kansas City,  
 1992-93; Detroit, 1994; Arizona, 1995;  
 Chi. Bears, 1996; Tennessee, 1997-98

**Most Fumbles, Season**

- 23 Kerry Collins, N.Y. Giants, 2001  
 Daunte Culpepper, Minnesota, 2002  
 21 Tony Banks, St.L. Rams, 1996  
 David Carr, Hou. Texans, 2002  
 18 Dave Krieg, Seattle, 1989  
 Warren Moon, Hou. Oilers, 1990  
 Daniel Jones, N.Y. Giants, 2019

**Most Fumbles, Game**

- 7 Len Dawson, Kansas City vs. S.D. Chargers,  
 Nov. 15, 1964  
 6 Sam Etcheverry, St.L. Cardinals vs. N.Y. Giants,  
 Sept. 17, 1961  
 Dave Krieg, Seattle vs. Kansas City, Nov. 5, 1989  
 Brett Favre, Green Bay vs. Tampa Bay, Dec. 7, 1998  
 Kurt Warner, St.L. Rams vs. N.Y. Giants,  
 Sept. 7, 2003  
 Chad Pennington, N.Y. Jets vs. Kansas City,  
 Sept. 11, 2005  
 5 Paul Christman, Chi. Cardinals vs. Green Bay,  
 Nov. 10, 1946  
 Joe Perry, San Francisco vs. Cle. Browns,  
 Nov. 12, 1950  
 Charlie Conerly, N.Y. Giants vs. San Francisco,  
 Dec. 1, 1957  
 Tom Yewcic, Bos. Patriots vs. Oak. Raiders, Dec. 16, 1962  
 Jack Kemp, Buffalo vs. Hou. Oilers, Oct. 29, 1967  
 Roman Gabriel, Philadelphia vs. Oak. Raiders,  
 Nov. 21, 1976  
 Randall Cunningham, Philadelphia vs. L.A. Raiders,  
 Nov. 30, 1986 (ot)  
 Willie Totten, Buffalo vs. Indianapolis, Oct. 4, 1987  
 Dave Walter, Cincinnati vs. Seattle, Oct. 11, 1987  
 Dave Krieg, Seattle vs. S.D. Chargers,  
 Nov. 25, 1990 (ot)  
 Andre Ware, Detroit vs. Green Bay, Dec. 6, 1992  
 Steve Beuerlein, Carolina vs. San Francisco,  
 Nov. 8, 1998

Patrick Ramsey, Washington vs. Green Bay,  
 Oct. 20, 2002  
 Eli Manning, N.Y. Giants vs. Buffalo, Dec. 23, 2007  
 Josh Johnson, Tampa Bay vs. Carolina,  
 Oct. 18, 2009  
 Matthew Stafford, Detroit vs. Philadelphia,  
 Dec. 8, 2013

**FUMBLES RECOVERED****Most Fumbles Recovered, Career, Own and Opponents'**

- 56 Warren Moon, Hou. Oilers, 1984-93; Minnesota,  
 1994-96; Seattle, 1997-98; Kansas City,  
 1999-2000 (56 own)  
 47 Dave Krieg, Seattle, 1980-91; Kansas City,  
 1992-93; Detroit, 1994; Arizona, 1995;  
 Chi. Bears, 1996; Tennessee, 1997-98 (47 own)  
 45 Boomer Esiason, Cincinnati, 1984-92, 1997;  
 N.Y. Jets, 1993-95; Arizona, 1996 (45 own)

**Most Fumbles Recovered, Season, Own and Opponents'**

- 13 Kyler Murray, Arizona, 2021 (13 own)  
 12 David Carr, Hou. Texans, 2002 (12 own)  
 9 Don Hultz, Minnesota, 1963 (9 opp)  
 Dave Krieg, Seattle, 1989 (9 own)  
 Brian Griese, Denver, 1999 (9 own)  
 Jon Kitna, Seattle, 2000 (9 own)  
 Carson Wentz, Philadelphia, 2019 (9 own)  
 Tua Tagovailoa, Miami, 2023 (9 own)

**Most Fumbles Recovered, Game, Own and Opponents'**

- 4 Otto Graham, Cle. Browns vs. N.Y. Giants,  
 Oct. 25, 1953 (4 own)  
 Sam Etcheverry, St.L. Cardinals vs. N.Y. Giants,  
 Sept. 17, 1961 (4 own)  
 Roman Gabriel, L.A. Rams vs. San Francisco,  
 Oct. 12, 1969 (4 own)  
 Randall Cunningham, Philadelphia vs. L.A. Raiders,  
 Nov. 30, 1986 (ot) (4 own)  
 Joe Ferguson, Buffalo vs. Miami, Sept. 18, 1977  
 (4 own)  
 Tony Romo, Dal. Cowboys vs. Washington, Sept. 26,  
 2011 (4-own)  
 Patrick Peterson, Arizona vs. Miami,  
 Sept. 30, 2012 (ot) (3 own, 1 opp)  
 Jay Cutler, Miami vs. Buffalo, Dec. 17, 2017 (4 own)  
 Kyler Murray, Arizona vs. Cle. Browns, Oct. 17, 2021 (4 own)  
 Baker Mayfield, Carolina vs. Cle. Browns,  
 Sept. 11, 2022 (4 own)  
 3 By many players

**OWN FUMBLES RECOVERED****Most Own Fumbles Recovered, Career**

- 56 Warren Moon, Hou. Oilers, 1984-93; Minnesota,  
 1994-96; Seattle, 1997-98; Kansas City,  
 1999-2000  
 47 Dave Krieg, Seattle, 1980-91; Kansas City,  
 1992-93; Detroit, 1994; Arizona, 1995;  
 Chi. Bears, 1996; Tennessee, 1997-98  
 45 Boomer Esiason, Cincinnati, 1984-92, 1997;  
 N.Y. Jets, 1993-95; Arizona, 1996

**Most Own Fumbles Recovered, Season**

- 13 Kyler Murray, Arizona, 2021  
 12 David Carr, Hou. Texans, 2002  
 9 Dave Krieg, Seattle, 1989  
 Brian Griese, Denver, 1999  
 Jon Kitna, Seattle, 2000  
 Carson Wentz, Philadelphia, 2019  
 Tua Tagovailoa, Miami, 2023

**Most Own Fumbles Recovered, Game**

- 4 Otto Graham, Cle. Browns vs. N.Y. Giants,  
 Oct. 25, 1953  
 Sam Etcheverry, St.L. Cardinals vs. N.Y. Giants,  
 Sept. 17, 1961  
 Roman Gabriel, L.A. Rams vs. San Francisco,  
 Oct. 12, 1969  
 Joe Ferguson, Buffalo vs. Miami, Sept. 18, 1977  
 Randall Cunningham, Philadelphia vs. L.A. Raiders,



**FUMBLES****ALL-TIME RECORDS**

- Nov. 30, 1986 (ot)  
 Tony Romo, Dal. Cowboys vs. Washington, Sept. 26, 2011  
 Jay Cutler, Miami vs. Buffalo, Dec. 17, 2017  
 Kyler Murray, Arizona vs. Cle. Browns, Oct. 17, 2021  
 Baker Mayfield, Carolina vs. Cle. Browns, Sept. 11, 2022  
 3 By many players

**OPPONENTS' FUMBLES RECOVERED****Most Opponents' Fumbles Recovered, Career**

- 29 Jim Marshall, Cle. Browns, 1960;  
 Minnesota, 1961-79  
 Jason Taylor, Miami, 1997-2007; Washington, 2008;  
 Miami, 2009; N.Y. Jets, 2010; Miami, 2011  
 28 Rickey Jackson, New Orleans, 1981-93;  
 San Francisco, 1994-95  
 26 Kevin Greene, L.A. Rams, 1985-92; Pittsburgh,  
 1993-95; Carolina, 1996; San Francisco, 1997;  
 Carolina, 1998-99  
 Cornelius Bennett, Buffalo, 1987-95; Atlanta,  
 1996-98; Indianapolis, 1999-2000

**Most Opponents' Fumbles Recovered, Season**

- 9 Don Hultz, Minnesota, 1963  
 8 Joe Schmidt, Detroit, 1955  
 7 Alan Page, Minnesota, 1970  
 Jack Lambert, Pittsburgh, 1976  
 Ray Childress, Hou. Oilers, 1988  
 Rickey Jackson, New Orleans, 1990

**Most Opponents' Fumbles Recovered, Game**

- 3 Corwin Clatt, Chi. Cardinals vs. Detroit, Nov. 6, 1949  
 Vic Sears, Philadelphia vs. Green Bay, Nov. 2, 1952  
 Ed Beatty, San Francisco vs. L.A. Rams, Oct. 7, 1956  
 Ron Carroll, Hou. Oilers vs. Cincinnati, Oct. 27, 1974  
 Maurice Spencer, New Orleans vs. Atlanta,  
 Oct. 10, 1976  
 Steve Nelson, New England vs. Philadelphia,  
 Oct. 8, 1978  
 Charles Jackson, Kansas City vs. Pittsburgh,  
 Sept. 6, 1981  
 Willie Buchanon, S.D. Chargers vs. Denver,  
 Sept. 27, 1981  
 Joey Browner, Minnesota vs. San Francisco,  
 Sept. 8, 1985  
 Ray Childress, Hou. Oilers vs. Washington, Oct. 30, 1988  
 John Thierry, Chi. Bears vs. Hou. Oilers, Oct. 22, 1995  
 Stephen Boyd, Detroit vs. Chi. Bears, Oct. 4, 1998  
 Darryl Williams, Seattle vs. Kansas City, Oct. 4, 1998  
 Rod Woodson, Oak. Raiders vs. Pittsburgh, Sept. 15, 2002  
 Brian Young, St.L. Rams vs. Bal. Ravens, Nov. 9, 2003  
 2 By many players

**YARDS RETURNING FUMBLES****Longest Fumble Run (All TDs)**

- 104 Jack Tatum, Oak. Raiders vs. Green Bay, Sept. 24, 1972  
 Aeneas Williams, Arizona vs. Washington, Nov. 5, 2000  
 102 Travis Davis, Pittsburgh vs. Carolina, Dec. 26, 1999  
 100 Chris Martin, Kansas City vs. Miami, Oct. 13, 1991  
 Bashaud Breeland, Kansas City vs. Detroit,  
 Sept. 29, 2019

**TOUCHDOWNS****Most Touchdowns, Career (Total)**

- 6 Jason Taylor, Miami, 1997-2007; Washington, 2008;  
 Miami, 2009; N.Y. Jets, 2010; Miami, 2011  
 5 Jessie Tuggle, Atlanta, 1987-2000  
 DeAngelo Hall, Atlanta, 2004-07; Oak. Raiders, 2008;  
 Washington, 2008-17  
 4 Bill Thompson, Denver, 1969-1981  
 Derrick Thomas, Kansas City, 1989-99  
 Keith Bulluck, Tennessee, 2000-09;  
 N.Y. Giants, 2010  
 Ronde Barber, Tampa Bay, 1997-2012  
 Osi Umenyiora, N.Y. Giants, 2003-12;  
 Atlanta, 2013-14

**Most Touchdowns, Season (Total)**

- 2 Harold McPhail, Bos. Redskins, 1934

- Harry Ebding, Detroit, 1937  
 John Morelli, Bos. Yanks, 1944  
 Frank Maznicki, Bos. Yanks, 1947  
 Fred (Dippy) Evans, Chi. Bears, 1948  
 Ralph Heywood, Bos. Yanks, 1948  
 Art Tait, N.Y. Yanks, 1951  
 John Dwyer, L.A. Rams, 1952  
 Leo Sugar, Chi. Cardinals, 1957  
 Doug Cline, Hou. Oilers, 1961  
 Jim Bradshaw, Pittsburgh, 1964  
 Royce Berry, Cincinnati, 1970  
 Ahmad Rashad, Buffalo, 1974  
 Tim Gray, Kansas City, 1977  
 Charles Phillips, Oak. Raiders, 1978  
 Kenny Johnson, Atlanta, 1981  
 George Martin, N.Y. Giants, 1981  
 Del Rodgers, Green Bay, 1982  
 Mike Douglass, Green Bay, 1983  
 Shelton Robinson, Seattle, 1983  
 Erik McMillan, N.Y. Jets, 1989  
 Les Miller, S.D. Chargers, 1990  
 Seth Joyner, Philadelphia, 1991  
 Robert Goff, New Orleans, 1992  
 Willie Clay, Detroit, 1993

- Tyrone Hughes, New Orleans, 1994  
 Chad Brown, Seattle, 1997  
 Marcus Robertson, Tennessee, 1997  
 Dwayne Rudd, Minnesota, 1998  
 Keith McKenzie, Green Bay, 1999  
 Ronde Barber, Tampa Bay, 2004  
 Leonard Little, St.L. Rams, 2004  
 Antwan Odom, Tennessee, 2005  
 Adalius Thomas, Bal. Ravens, 2005  
 Kevin Curtis, Philadelphia, 2007  
 Kerry Rhodes, Arizona, 2010  
 Juqua Parker, Philadelphia, 2011  
 Bobby Wagner, Seattle, 2015  
 Reshad Jones, Miami, 2017  
 Tavon Young, Bal. Ravens, 2018  
 Marlon Humphrey, Bal. Ravens, 2019  
 Ndamukong Suh, Tampa Bay, 2019  
 Devin White, Tampa Bay, 2019  
 Jeremy Chinn, Carolina, 2020  
 Darius Slay, Philadelphia, 2021  
 Denzel Ward, Cle. Browns, 2022

**Most Touchdowns, Career (Own recovered)**

- 2 Ken Kavanaugh, Chi. Bears, 1940-41, 1945-50  
 Mike Ditka, Chi. Bears, 1961-66; Philadelphia,  
 1967-68; Dal. Cowboys, 1969-72  
 Gail Cogdill, Detroit, 1960-68; Bal. Colts, 1968;  
 Atlanta, 1969-70  
 Ahmad Rashad, St.L. Cardinals, 1972-73; Buffalo,  
 1974; Minnesota, 1976-82  
 Jim Mitchell, Atlanta, 1969-79  
 Drew Pearson, Dal. Cowboys, 1973-83  
 Del Rodgers, Green Bay, 1982, 1984;  
 San Francisco, 1987-88  
 Alan Ricard, Bal. Ravens, 2001-05  
 Kevin Curtis, St.L. Rams, 2003-06; Philadelphia,  
 2007-09; Miami, 2010

**Most Touchdowns, Season (Own recovered)**

- 2 Ahmad Rashad, Buffalo, 1974  
 Del Rodgers, Green Bay, 1982  
 Kevin Curtis, Philadelphia, 2007  
 1 By many players

**Most Touchdowns, Career (Opponents' recovered)**

- 6 Jason Taylor, Miami, 1997-2007; Washington, 2008;  
 Miami, 2009; N.Y. Jets, 2010; Miami, 2011  
 5 Jessie Tuggle, Atlanta, 1987-2000  
 DeAngelo Hall, Atlanta, 2004-07; Oak. Raiders, 2008;  
 Washington, 2008-17  
 4 Derrick Thomas, Kansas City, 1989-99  
 Keith Bulluck, Tennessee, 2000-09;  
 N.Y. Giants, 2010  
 Ronde Barber, Tampa Bay, 1997-2012  
 Osi Umenyiora, N.Y. Giants, 2003-12; Atlanta, 2013-14

**ALL-TIME RECORDS****FUMBLES-NET YARDS****Most Touchdowns, Season (Opponents' recovered)**

- 2 Harold McPhail, Bos. Redskins, 1934
- Harry Ebding, Detroit, 1937
- John Morelli, Bos. Yanks, 1944
- Frank Maznicki, Bos. Yanks, 1947
- Fred (Dippy) Evans, Chi. Bears, 1948
- Ralph Heywood, Bos. Yanks, 1948
- Art Tait, N.Y. Yanks, 1951
- John Dwyer, L.A. Rams, 1952
- Leo Sugar, Chi. Cardinals, 1957
- Doug Cline, Hou. Oilers, 1961
- Jim Bradshaw, Pittsburgh, 1964
- Royce Berry, Cincinnati, 1970
- Tim Gray, Kansas City, 1977
- Charles Phillips, Oak. Raiders, 1978
- Kenny Johnson, Atlanta, 1981
- George Martin, N.Y. Giants, 1981
- Mike Douglass, Green Bay, 1983
- Shelton Robinson, Seattle, 1983
- Erik McMillan, N.Y. Jets, 1989
- Les Miller, S.D. Chargers, 1990
- Seth Joyner, Philadelphia, 1991
- Robert Goff, New Orleans, 1992
- Willie Clay, Detroit, 1993
- Tyrone Hughes, New Orleans, 1994
- Chad Brown, Seattle, 1997
- Marcus Robertson, Tennessee, 1997
- Dwayne Rudd, Minnesota, 1998
- Keith McKenzie, Green Bay, 1999
- Ronde Barber, Tampa Bay, 2004
- Leonard Little, St.L. Rams, 2004
- Antwan Odom, Tennessee, 2005
- Adalius Thomas, Bal. Ravens, 2005
- Kerry Rhodes, Arizona, 2010
- Juqua Parker, Philadelphia, 2011
- Bobby Wagner, Seattle, 2015
- Reshad Jones, Miami, 2017
- Tavon Young, Bal. Ravens, 2018
- Marlon Humphrey, Bal. Ravens, 2019
- Ndamukong Suh, Tampa Bay, 2019
- Devin White, Tampa Bay, 2019
- Jeremy Chinn, Carolina, 2020
- Darius Slay, Philadelphia, 2021
- Denzel Ward, Cle. Browns, 2022

**Most Touchdowns, Game (Opponents' recovered)**

- 2 Fred (Dippy) Evans, Chi. Bears vs. Washington, Nov. 28, 1948
- Jeremy Chinn, Carolina vs. Minnesota, Nov. 29, 2020

**COMBINED NET YARDS GAINED**

*Rushing, receiving, interception returns, punt returns, kickoff returns, and fumble returns*

**Most Seasons Leading League**

- 5 Jim Brown, Cle. Browns, 1958-61, 1964
- 4 Brian Mitchell, Washington, 1994-96, 1998
- 3 Cliff Battles, Bos. Redskins, 1932-33; Washington, 1937
- Gale Sayers, Chi. Bears, 1965-67
- Eric Dickerson, L.A. Rams, 1983-84, 1986
- Thurman Thomas, Buffalo, 1989, 1991-92

**Most Consecutive Seasons Leading League**

- 4 Jim Brown, Cle. Browns, 1958-61
- 3 Gale Sayers, Chi. Bears, 1965-67
- Brian Mitchell, Washington, 1994-96
- 2 Cliff Battles, Bos. Redskins, 1932-33
- Charley Trippi, Chi. Cardinals, 1948-49
- Timmy Brown, Philadelphia, 1962-63
- Floyd Little, Denver, 1967-68
- James Brooks, S.D. Chargers, 1981-82
- Eric Dickerson, L.A. Rams, 1983-84
- Thurman Thomas, Buffalo, 1991-92
- Dante Hall, Kansas City, 2003-04

**ATTEMPTS****Most Attempts, Career**

- 4,939 Emmitt Smith, Dal. Cowboys, 1990-2002; Arizona, 2003-04
- 4,368 Walter Payton, Chi. Bears, 1975-87
- 4,230 Frank Gore, San Francisco, 2005-14; Indianapolis, 2015-17; Miami, 2018; Buffalo, 2019, N.Y. Jets, 2020

**Most Attempts, Season**

- 496 James Wilder, Tampa Bay, 1984
- 458 Larry Johnson, Kansas City, 2006
- 455 Eddie George, Tennessee, 2000

**Most Attempts, Rookie, Season**

- 442 Eric Dickerson, L.A. Rams, 1983
- 433 Edgerrin James, Indianapolis, 1999
- 401 Curtis Martin, New England, 1995

**Most Attempts, Game**

- 48 James Wilder, Tampa Bay vs. Pittsburgh, Oct. 30, 1983
- LaDainian Tomlinson, S.D. Chargers vs. Denver, Dec. 1, 2002 (ot)
- 47 James Wilder, Tampa Bay vs. Green Bay, Sept. 30, 1984 (ot)
- Terrell Davis, Denver vs. Buffalo, Oct. 26, 1997 (ot)
- 46 Gerald Riggs, Atlanta vs. L.A. Rams, Nov. 17, 1985

**YARDS GAINED****Most Yards Gained, Career**

- 23,546 Jerry Rice, San Francisco, 1985-2000; Oak. Raiders, 2001-04; Seattle, 2004
- 23,330 Brian Mitchell, Washington, 1990-99; Philadelphia, 2000-02; N.Y. Giants, 2003
- 21,803 Walter Payton, Chi. Bears, 1975-87

**Most Yards Gained, Season**

- 2,696 Darren Sproles, New Orleans, 2011
- 2,690 Derrick Mason, Tennessee, 2000
- 2,647 Michael Lewis, New Orleans, 2002

**Most Yards Gained, Rookie, Season**

- 2,317 Tim Brown, L.A. Raiders, 1988
- 2,272 Gale Sayers, Chi. Bears, 1965
- 2,250 Maurice Jones-Drew, Jacksonville, 2006

**Most Yards Gained, Game**

- 404 Glyn Milburn, Denver vs. Seattle, Dec. 10, 1995
- 373 Billy Cannon, Hou. Oilers vs. N.Y. Titans, Dec. 10, 1961
- 361 Adrian Peterson, Minnesota vs. Chi. Bears, Oct. 14, 2007

**SACKS**

Sacks have been compiled since 1982.

**Most Seasons Leading League**

- 3 T.J. Watt, Pittsburgh, 2020-21, 2023
- 2 Mark Gastineau, N.Y. Jets, 1983-84  
Reggie White, Philadelphia, 1987-88  
Kevin Greene, Pittsburgh, 1994; Carolina, 1996  
Michael Strahan, N.Y. Giants, 2001, 2003  
DeMarcus Ware, Dal. Cowboys, 2008, 2010  
Jared Allen, Kansas City, 2007; Minnesota, 2011  
J.J. Watt, Hou. Texans, 2012, 2015

**Most Sacks, Career**

- 200.0 Bruce Smith, Buffalo, 1985-99; Washington, 2000-03
- 198.0 Reggie White, Philadelphia, 1985-92; Green Bay, 1993-98; Carolina, 2000
- 160.0 Kevin Greene, L.A. Rams, 1985-92; Pittsburgh, 1993-95; Carolina, 1996, 1998-99; San Francisco, 1997

**Most Sacks, Season**

- 22.5 Michael Strahan, N.Y. Giants, 2001  
T.J. Watt, Pittsburgh, 2021
- 22.0 Mark Gastineau, N.Y. Jets, 1984  
Jared Allen, Minnesota, 2011  
Justin Houston, Kansas City, 2014
- 21.0 Reggie White, Philadelphia, 1987  
Chris Doleman, Minnesota, 1989

**Most Sacks, Rookie, Season**

- 14.5 Jevon Kearse, Tennessee, 1999
- 14.0 Aldon Smith, San Francisco, 2011
- 13.0 Dwight Freeneey, Indianapolis, 2002  
Micah Parsons, Dal. Cowboys, 2021

**Most Sacks, Game**

- 7.0 Derrick Thomas, Kansas City vs. Seattle, Nov. 11, 1990
- 6.0 Fred Dean, San Francisco vs. New Orleans, Nov. 13, 1983  
Derrick Thomas, Kansas City vs. Oak. Raiders, Sept. 6, 1998  
Osi Umenyiora, N.Y. Giants vs. Philadelphia, Sept. 30, 2007  
Adrian Clayborn, Atlanta vs. Dal. Cowboys, Nov. 12, 2017  
Khalil Mack, L.A. Chargers vs. Las Vegas, Oct. 1, 2023
- 5.5 William Gay, Detroit vs. Tampa Bay, Sept. 4, 1983  
Aldon Smith, San Francisco vs. Chi. Bears, Nov. 19, 2012

**Most Seasons, 10 or More Sacks**

- 13 Bruce Smith, Buffalo, 1986-90, 1992-98; Washington, 2000
- 12 Reggie White, Philadelphia, 1985-92; Green Bay, 1993, 1995, 1997-98
- 10 Kevin Greene, L.A. Rams, 1988-90, 1992; Pittsburgh, 1993-94; Carolina, 1996, 1998-99; San Francisco, 1997  
Julius Peppers, Carolina, 2002, 2004-06, 2008-09; Chi. Bears, 2011-12; Green Bay, 2015; Carolina, 2017

**Most Consecutive Seasons, 10 or More Sacks**

- 9 Reggie White, Philadelphia, 1985-92; Green Bay, 1993
- 8 John Randle, Minnesota, 1992-99
- 7 Lawrence Taylor, N.Y. Giants, 1984-90  
Bruce Smith, Buffalo, 1992-98  
DeMarcus Ware, Dal. Cowboys, 2006-12  
Jared Allen, Kansas City, 2007; Minnesota, 2008-13

**Most Consecutive Games, Sack**

- 11 Chris Jones, Kansas City, 2018
- 10 Simon Fletcher, Denver, Nov. 15, 1992-Sept. 20, 1993  
DeMarcus Ware, Dal. Cowboys, Dec. 16, 2007-Oct. 19, 2008  
Bruce Smith, Buffalo, Nov. 16, 1986-Oct. 25, 1987  
Kevin Greene, San Francisco-Carolina, Dec. 7, 1997-Oct. 18, 1998  
Dwight Freeneey, Indianapolis, Dec. 18, 2008-Nov. 8, 2009  
Trey Hendrickson, Cincinnati, Oct. 10-Dec. 12, 2021

**MISCELLANEOUS****Longest Return of Missed Field Goal (All TDs)**

- 109 Antonio Cromartie, S.D. Chargers vs. Minnesota, Nov. 4, 2007  
Jamal Agnew, Jacksonville vs. Arizona, Sept. 26, 2021
- 108 Nathan Vasher, Chi. Bears vs. San Francisco, Nov. 13, 2005  
Devin Hester, Chi. Bears vs. N.Y. Giants, Nov. 12, 2006
- 107 Chris McAlister, Bal. Ravens vs. Denver, Sept. 30, 2002

**TEAM RECORDS**

**CHAMPIONSHIPS**

**Most Seasons League Champion**

- 13 Green Bay, 1929-31, 1936, 1939, 1944, 1961-62, 1965-67, 1996, 2010
- 9 Chi. Bears, 1921, 1932-33, 1940-41, 1943, 1946, 1963, 1985
- 8 N.Y. Giants, 1927, 1934, 1938, 1956, 1986, 1990, 2007, 2011

**Most Consecutive Seasons League Champion**

- 3 Green Bay, 1929-31  
Green Bay, 1965-67
- 2 Canton, 1922-23  
Chi. Bears, 1932-33  
Chi. Bears, 1940-41  
Philadelphia, 1948-49  
Detroit, 1952-53  
Cle. Browns, 1954-55  
Bal. Colts, 1958-59  
Hou. Oilers, 1960-61  
Green Bay, 1961-62  
Buffalo, 1964-65  
Miami, 1972-73  
Pittsburgh, 1974-75  
Pittsburgh, 1978-79  
San Francisco, 1988-89  
Dal. Cowboys, 1992-93  
Denver, 1997-98  
New England, 2003-04  
Kansas City, 2022-23

**Most Times Finishing First, Regular Season**

- 29 Green Bay, 1929-31, 1936, 1938-39, 1944, 1960-62, 1965-67, 1972, 1995-97, 2002-04, 2007, 2011-14, 2016, 2019-21
- 26 Dal. Cowboys, 1966-71, 1973, 1976-79, 1981, 1985, 1992-96, 1998, 2007, 2009, 2014, 2016, 2018, 2021, 2023
- 24 Pittsburgh, 1972, 1974-79, 1983-84, 1992, 1994-97, 2001-02, 2004, 2007-08, 2010, 2014, 2016-17, 2020

**Most Consecutive Times Finishing First, Regular Season**

- 11 New England, 2009-19
- 8 Kansas City, 2016-23
- 7 L.A. Rams, 1973-79

**GAMES WON**

**Most Consecutive Games Won**

- 23 Indianapolis, 2008-09
- 21 New England, 2006-08
- 18 New England, 2003-04  
Carolina, 2014-15

**Most Consecutive Games Without Defeat**

- 27 Canton, 1921-23, 1925 (won 24, tied 3)
- 24 Chi. Bears, 1941-43 (won 23, tied 1)
- 23 Green Bay, 1928-30 (won 21, tied 2)  
Indianapolis, 2008-09 (won 23)

**Most Games Won, Season**

- 16 New England, 2007
- 15 San Francisco, 1984  
Chi. Bears, 1985  
Minnesota, 1998  
Pittsburgh, 2004  
Green Bay, 2011  
Carolina, 2015
- 14 By many teams

**Most Consecutive Games Won, Season**

- 16 New England, 2007, entire season
- 14 Miami, 1972, entire season  
Pittsburgh, 2004  
Indianapolis, 2009  
Carolina, 2015
- 13 Chi. Bears, 1934, entire season  
Denver, 1998  
Indianapolis, 2005  
New Orleans, 2009  
Green Bay, 2011

**Most Consecutive Games Won, Start of Season**

- 16 New England, 2007, entire season
- 14 Miami, 1972, entire season  
Indianapolis, 2009  
Carolina, 2015
- 13 Chi. Bears, 1934, entire season  
Denver, 1998  
Indianapolis, 2005  
New Orleans, 2009  
Green Bay, 2011

**Most Consecutive Games Won, End of Season**

- 16 New England, 2007, entire season
- 14 Miami, 1972, entire season  
Pittsburgh, 2004
- 13 Chi. Bears, 1934, entire season

**Most Consecutive Games Without Defeat, Season**

- 16 New England, 2007 (won 16), entire season
- 14 Miami, 1972 (won 14), entire season  
Pittsburgh, 2004 (won 14)  
Indianapolis, 2009 (won 14)  
Carolina, 2015 (won 14)
- 13 Chi. Bears, 1926 (won 11, tied 2)  
Green Bay, 1929 (won 12, tied 1)  
Chi. Bears, 1934 (won 13), entire season  
Bal. Colts, 1967 (won 11, tied 2)  
Denver, 1998 (won 13)  
Indianapolis, 2005 (won 13)  
New Orleans, 2009 (won 13)  
Green Bay, 2011 (won 13)

**Most Consecutive Games Without Defeat, Start of Season**

- 16 New England, 2007 (won 16), entire season
- 14 Miami, 1972 (won 14), entire season  
Indianapolis, 2009 (won 14)  
Carolina, 2015 (won 14)
- 13 Chi. Bears, 1926 (won 11, tied 2)  
Green Bay, 1929 (won 12, tied 1), entire season  
Chi. Bears, 1934 (won 13), entire season  
Bal. Colts, 1967 (won 11, tied 2)  
Denver, 1998 (won 13)  
Indianapolis, 2005 (won 13)  
New Orleans, 2009 (won 13)  
Green Bay, 2011 (won 13)

**Most Consecutive Games Without Defeat, End of Season**

- 16 New England, 2007 (won 16), entire season
- 14 Miami, 1972 (won 14), entire season  
Pittsburgh, 2004 (won 14)
- 13 Green Bay, 1929 (won 12, tied 1), entire season  
Chi. Bears, 1934 (won 13), entire season

**Most Consecutive Home Games Won**

- 27 Miami, 1971-74
- 25 Green Bay, 1995-98
- 24 Denver, 1996-98

**Most Consecutive Home Games Without Defeat**

- 29 Green Bay, 1928-33 (won 26, tied 3)
- 27 Miami, 1971-74 (won 27)
- 25 Green Bay, 1995-98 (won 25)

**Most Consecutive Road Games Won**

- 18 San Francisco, 1988-90
- 14 New England, 2016-17
- 12 New England, 2006-08

**Most Consecutive Road Games Without Defeat**

- 18 San Francisco, 1988-90 (won 18)
- 14 New England, 2016-17 (won 14)
- 13 Chi. Bears, 1941-43 (won 12, tied 1)

**Most Shutout Games Won or Tied, Season**

- 10 Pottsville, 1926 (won 9, tied 1)  
N.Y. Giants, 1927 (won 9, tied 1)
- 9 Akron, 1921 (won 8, tied 1)  
Canton, 1922 (won 7, tied 2)  
Frankford, 1926 (won 9)  
Frankford, 1929 (won 6, tied 3)
- 8 By many teams

**Most Consecutive Shutout Games Won or Tied**

- 13 Akron, 1920-21 (won 10, tied 3)
- 7 Pottsville, 1926 (won 6, tied 1)  
Detroit, 1934 (won 7)

# GAMES WON-GAMES LOST-TIE GAMES ALL-TIME RECORDS

- 6 Buffalo, 1920-21 (won 5, tied 1)  
Frankford, 1926 (won 6)  
Detroit, 1926 (won 4, tied 2)  
N.Y. Giants, 1926-27 (won 5, tied 1)

## GAMES LOST

### Most Consecutive Games Lost

- 26 Tampa Bay, 1976-77
- 20 Jacksonville, 2020-21
- 19 Chi. Cardinals, 1942-43, 1945  
Oak. Raiders, 1961-62  
Detroit, 2007-09

### Most Consecutive Games Without Victory

- 26 Tampa Bay, 1976-77 (lost 26)
- 23 Rochester, 1922-25 (lost 21, tied 2)  
Washington, 1960-61 (lost 20, tied 3)
- 20 Jacksonville, 2020-21 (lost 20)

### Most Games Lost, Season

- 16 Detroit, 2008  
Cle. Browns, 2017  
New Orleans, 1980  
Dal. Cowboys, 1989  
New England, 1990  
Indianapolis, 1991  
N.Y. Jets, 1996  
S.D. Chargers, 2000  
Carolina, 2001  
Miami, 2007  
St.L. Rams, 2009  
Cle. Browns, 2016  
Jacksonville, 2020  
Carolina, 2023
- 14 By many teams

### Most Consecutive Games Lost, Season

- 16 Detroit, 2008, entire season  
Cle. Browns, 2017, entire season
- 15 Carolina, 2001  
Jacksonville, 2020
- 14 Tampa Bay, 1976  
New Orleans, 1980  
Bal. Colts, 1981  
New England, 1990  
Hou. Texans, 2013  
Cle. Browns, 2016

### Most Consecutive Games Lost, Start of Season

- 16 Detroit, 2008, entire season  
Cle. Browns, 2017, entire season
- 14 Tampa Bay, 1976, entire season  
New Orleans, 1980  
Cle. Browns, 2016
- 13 Oak. Raiders, 1962  
Indianapolis, 1986  
Miami, 2007  
Indianapolis, 2011  
N.Y. Jets, 2020

### Most Consecutive Games Lost, End of Season

- 16 Detroit, 2008, entire season  
Cle. Browns, 2017, entire season
- 15 Carolina, 2001  
Jacksonville, 2020
- 14 Tampa Bay, 1976, entire season  
New England, 1990  
Hou. Texans, 2013

### Most Consecutive Games Without Victory, Season

- 16 Detroit, 2008 (lost 16), entire season  
Cle. Browns, 2017 (lost 16), entire season
- 15 Carolina, 2001 (lost 15)  
Jacksonville, 2020 (lost 15)
- 14 Tampa Bay, 1976 (lost 14), entire season  
New Orleans, 1980 (lost 14)  
Bal. Colts, 1981 (lost 14)  
New England, 1990 (lost 14)  
Hou. Texans, 2013 (lost 14)  
Cle. Browns, 2016 (lost 14)

### Most Consecutive Games Without Victory, Start of Season

- 16 Detroit, 2008 (lost 16), entire season  
Cle. Browns, 2017 (lost 16), entire season
- 14 Tampa Bay, 1976 (lost 14), entire season  
New Orleans, 1980 (lost 14)  
Cle. Browns, 2016 (lost 14)
- 13 Washington, 1961 (lost 12, tied 1)  
Oak. Raiders, 1962 (lost 13)  
Indianapolis, 1986 (lost 13)  
Miami, 2007 (lost 13)  
Indianapolis, 2011 (lost 13)  
N.Y. Jets, 2020 (lost 13)

### Most Consecutive Games Without Victory, End of Season

- 16 Detroit, 2008 (lost 16), entire season  
Cle. Browns, 2017 (lost 16), entire season
- 15 Carolina, 2001 (lost 15)  
Jacksonville, 2020 (lost 15)
- 14 Tampa Bay, 1976, (lost 14), entire season  
New England, 1990 (lost 14)  
Hou. Texans, 2013 (lost 14)

### Most Consecutive Home Games Lost

- 14 Dal. Cowboys, 1988-89  
St.L. Rams, 2008-10
- 13 Hou. Oilers, 1972-73  
Tampa Bay, 1976-77  
N.Y. Jets, 1995-97
- 11 Oak. Raiders, 1961-62  
L.A. Rams, 1961-63  
Cincinnati, 1998-99  
Tampa Bay, 2013-15  
Tennessee, 2014-15  
San Francisco, 2016-17

### Most Consecutive Home Games Without Victory

- 14 Dal. Cowboys, 1988-89 (lost 14)  
St.L. Rams, 2008-10 (lost 14)
- 13 Hou. Oilers, 1972-73 (lost 13)  
Tampa Bay, 1976-77 (lost 13)  
N.Y. Jets, 1995-97 (lost 13)  
Philadelphia, 1936-38 (lost 12, tied 1)

### Most Consecutive Road Games Lost

- 26 Detroit, 2007-10
- 25 Cle. Browns, 2015-18
- 24 Detroit, 2001-03

### Most Consecutive Road Games Without Victory

- 26 Detroit, 2007-10 (lost 26)
- 25 Cle. Browns, 2015-18 (lost 25)
- 24 Detroit, 2001-03 (lost 24)

### Most Shutout Games Lost or Tied, Season

- 8 Frankford, 1927 (lost 6, tied 2)  
Brooklyn, 1931 (lost 8)
- 7 Dayton, 1925 (lost 6, tied 1)  
Orange, 1929 (lost 4, tied 3)  
Frankford, 1931 (lost 6, tied 1)
- 6 By many teams

### Most Consecutive Shutout Games Lost or Tied

- 8 Rochester, 1922-24 (lost 8)
- 7 Hammond, 1922-23 (lost 6, tied 1)
- 6 Providence, 1926-27 (lost 5, tied 1)  
Brooklyn, 1942-43 (lost 6)

## TIE GAMES

### Most Tie Games, Season

- 6 Chi. Bears, 1932
- 5 Frankford, 1929
- 4 Chi. Bears, 1924  
Orange, 1929  
Portsmouth, 1932

### Most Consecutive Tie Games

- 3 Chi. Bears, 1932
- 2 By many teams

**SCORING**

**Most Seasons Leading League**

- 10 Chi. Bears, 1932, 1934-35, 1939, 1941-43, 1946-47, 1956  
L.A./St.L. Rams, 1950-52, 1957, 1967, 1973,  
1999-2001, 2017  
Green Bay, 1931, 1936-38, 1961-62, 1996, 2011, 2014, 2020
- 9 San Francisco, 1953, 1965, 1970, 1987, 1989,  
1992-95
- 7 Dal. Cowboys, 1966, 1968, 1971, 1978, 1980, 2021, 2023

**Most Consecutive Seasons Leading League**

- 4 San Francisco, 1992-95
- 3 Green Bay, 1936-38  
Chi. Bears, 1941-43  
L.A. Rams, 1950-52  
Oak. Raiders, 1967-69  
St.L. Rams, 1999-2001
- 2 By many teams

**POINTS**

**Most Points, Season**

- 606 Denver, 2013
- 589 New England, 2007
- 565 Kansas City, 2018

**Fewest Points, Season (Since 1932)**

- 37 Cin. Reds/St.L. Gunners, 1934
- 38 Cin. Reds, 1933  
Detroit, 1942
- 51 Pittsburgh, 1934  
Philadelphia, 1936

**Most Points, Game**

- 72 Washington vs. N.Y. Giants, Nov. 27, 1966
- 70 L.A. Rams vs. Bal. Colts, Oct. 22, 1950  
Miami vs. Denver, Sept. 24, 2023
- 66 Rochester vs. \*Fort Porter, Oct. 10, 1920  
*\*Not a member of the American Professional Football Association*
- 65 Chi. Cardinals vs. N.Y. Bulldogs, Nov. 13, 1949  
L.A. Rams vs. Detroit, Oct. 29, 1950

**Most Points, Both Teams, Game**

- 113 Washington (72) vs. N.Y. Giants (41), Nov. 27, 1966
- 106 Cincinnati (58) vs. Cle. Browns (48), Nov. 28, 2004
- 105 L.A. Rams (54) vs. Kansas City (51), Nov. 19, 2018

**Fewest Points, Both Teams, Game**

- 0 In many games. Last time: N.Y. Giants vs. Detroit,  
Nov. 7, 1943

**Most Points, Shutout Victory, Game**

- 66 Rochester vs. \*Fort Porter, Oct. 10, 1920  
*\*Not a member of the American Professional Football Association*
- 64 Philadelphia vs. Cin. Reds, Nov. 6, 1934
- 62 Akron vs. Oorang, Oct. 29, 1922

**Most Consecutive Games Scoring**

- 420 San Francisco, 1977-2004
- 394 Denver, 1992-2017
- 375 Indianapolis, 1994-2017

**Fewest Points, Shutout Victory, Game**

- 2 Akron vs. Buffalo, Nov. 29, 1923  
Kansas City vs. Buffalo, Nov. 21, 1926  
Frankford vs. Green Bay, Nov. 29, 1928  
Green Bay vs. Chi. Bears, Oct. 16, 1932  
Chi. Bears vs. Green Bay, Sept. 18, 1938

**Most Points Overcome to Win Game**

- 33 Minnesota vs. Indianapolis, Dec. 17, 2022 (ot)  
(trailed 0-33, won 39-36)
- 28 San Francisco vs. New Orleans, Dec. 7, 1980 (ot)  
(trailed 7-35, won 38-35)
- 26 Buffalo vs. Indianapolis, Sept. 21, 1997  
(trailed 0-26, won 37-35)

**Most Points Overcome to Tie Game**

- 31 Denver vs. Buffalo, Nov. 27, 1960  
(trailed 7-38, tied 38-38)
- 28 L.A. Rams vs. Philadelphia, Oct. 3, 1948  
(trailed 0-28, tied 28-28)

**Most Points, Each Half**

- 1st: 49 Green Bay vs. Tampa Bay, Oct. 2, 1983
- 48 Buffalo vs. Miami, Sept. 18, 1966

- 45 Green Bay vs. Cle. Browns, Nov. 12, 1967  
Indianapolis vs. Denver, Oct. 31, 1988  
Hou. Oilers vs. Cle. Browns, Dec. 9, 1990  
Seattle vs. Minnesota, Sept. 29, 2002  
New England vs. Tennessee, Oct. 18, 2009  
Philadelphia vs. Washington, Nov. 15, 2010
- 2nd: 49 Chi. Bears vs. Philadelphia, Nov. 30, 1941  
48 Chi. Cardinals vs. Bal. Colts, Oct. 2, 1950  
N.Y. Giants vs. Bal. Colts, Nov. 19, 1950  
45 Cincinnati vs. Hou. Oilers, Dec. 17, 1972  
New England vs. Buffalo, Sept. 30, 2012

**Most Points, Both Teams, Each Half**

- 1st: 70 Hou. Oilers (35) vs. Oak. Raiders (35), Dec. 22, 1963  
63 Philadelphia (42) vs. Detroit (21), Sept. 23, 2007  
62 N.Y. Jets (41) vs. Tampa Bay (21), Nov. 17, 1985  
Indianapolis (35) vs. Cincinnati (27), Nov. 20, 2005
- 2nd: 66 Cle. Browns (35) vs. Cincinnati (31), Nov. 28, 2004  
65 Washington (38) vs. N.Y. Giants (27), Nov. 27, 1966  
62 L.A. Raiders (31) vs. S.D. Chargers (31), Jan. 2, 1983  
Bal. Ravens (38) vs. Seattle (24), Nov. 23, 2003

**Most Points, One Quarter**

- 41 Green Bay vs. Detroit, Oct. 7, 1945 (second quarter)  
L.A. Rams vs. Detroit, Oct. 29, 1950 (third quarter)
- 37 L.A. Rams vs. Green Bay, Sept. 21, 1980  
(second quarter)
- 35 Chi. Cardinals vs. Bos. Yanks, Oct. 24, 1948  
(third quarter)  
Green Bay vs. Cle. Browns, Nov. 12, 1967  
(first quarter)  
Green Bay vs. Tampa Bay, Oct. 2, 1983  
(second quarter)  
New England vs. Tennessee, Oct. 18, 2009  
(second quarter)  
New England vs. N.Y. Jets, Nov. 22, 2012  
(second quarter)

**Most Points, Both Teams, One Quarter**

- 49 Oak. Raiders (28) vs. Hou. Oilers (21), Dec. 22, 1963  
(second quarter)
- 48 Green Bay (41) vs. Detroit (7), Oct. 7, 1945  
(second quarter)  
L.A. Rams (41) vs. Detroit (7), Oct. 29, 1950  
(third quarter)  
Detroit (34) vs. Chi. Bears (14), Sept. 30, 2007  
(fourth quarter)
- 47 St.L. Cardinals (27) vs. Philadelphia (20),  
Dec. 13, 1964 (second quarter)

**Most Points, Each Quarter**

- 1st: 35 Green Bay vs. Cle. Browns, Nov. 12, 1967  
31 Buffalo vs. Kansas City, Sept. 13, 1964  
28 By 12 teams
- 2nd: 41 Green Bay vs. Detroit, Oct. 7, 1945  
37 L.A. Rams vs. Green Bay, Sept. 21, 1980  
35 Green Bay vs. Tampa Bay, Oct. 2, 1983  
New England vs. Tennessee, Oct. 18, 2009  
New England vs. N.Y. Jets, Nov. 22, 2012
- 3rd: 41 L.A. Rams vs. Detroit, Oct. 29, 1950  
35 Chi. Cardinals vs. Bos. Yanks, Oct. 24, 1948  
31 N.Y. Jets vs. Detroit, Sept. 10, 2018
- 4th: 34 Detroit vs. Chi. Bears, Sept. 30, 2007  
33 Dal. Cowboys vs. Indianapolis, Dec. 4, 2022  
31 Oak. Raiders vs. Denver, Dec. 17, 1960  
Oak. Raiders vs. S.D. Chargers, Dec. 8, 1963  
Atlanta vs. Green Bay, Sept. 13, 1981  
New England vs. Buffalo, Sept. 30, 2012  
Denver vs. Washington, Oct. 27, 2013

**Most Points, Both Teams, Each Quarter**

- 1st: 42 Green Bay (35) vs. Cle. Browns (7), Nov. 12, 1967  
41 Tennessee (24) vs. Indianapolis (17), Dec. 5, 2004  
35 Dal. Texans (21) vs. N.Y. Titans (14), Nov. 11, 1962  
Dal. Cowboys (28) vs. Philadelphia (7), Oct. 19, 1969  
Kansas City (21) vs. Seattle (14), Dec. 11, 1977  
Detroit (21) vs. L.A. Raiders (14), Dec. 10, 1990  
Dal. Cowboys (21) vs. Atlanta (14), Dec. 22, 1991  
Indianapolis (21) vs. Green Bay (14), Sept. 26, 2004  
Miami (21) vs. Buffalo (14), Dec. 5, 2004  
Philadelphia (21) vs. New Orleans (14), Dec. 23, 2007

## SCORING

- 2nd: 49 Oak Raiders (28) vs. Hou. Oilers (21), Dec. 22, 1963  
 48 Green Bay (41) vs. Detroit (7), Oct. 7, 1945  
 47 St.L. Cardinals (27) vs. Philadelphia (20), Dec. 13, 1964
- 3rd: 48 L.A. Rams (41) vs. Detroit (7), Oct. 29, 1950  
 42 Washington (28) vs. Philadelphia (14), Oct. 1, 1955  
 41 Green Bay (21) vs. N.Y. Yanks (20), Oct. 8, 1950
- 4th: 48 Detroit (34) vs. Chi. Bears (14), Sept. 30, 2007  
 46 Detroit (25) vs. Tennessee (21), Sept. 23, 2012  
 44 Tampa Bay (24) vs. L.A. Rams (20), Sept. 29, 2019

## TOUCHDOWNS

### Most Seasons Leading League, Touchdowns

- 13 Chi. Bears, 1932, 1934-35, 1939, 1941-44, 1946-48, 1956, 1965  
 9 Green Bay, 1932, 1937-38, 1961-62, 1996, 2011, 2014, 2020  
 8 Dal. Cowboys, 1966, 1968, 1971, 1973, 1977-78, 1980, 2021  
 San Francisco, 1953, 1970, 1987, 1992-95, 2023

### Most Consecutive Seasons Leading League, Touchdowns

- 4 Chi. Bears, 1941-44  
 L.A. Rams, 1949-52  
 San Francisco, 1992-95  
 3 Chi. Bears, 1946-48  
 Bal. Colts, 1957-59  
 Oak. Raiders, 1967-69  
 St.L. Rams, 1999-2001  
 2 By many teams

### Most Touchdowns, Season

- 76 Denver, 2013  
 75 New England, 2007  
 71 Kansas City, 2018

### Fewest Touchdowns, Season (Since 1932)

- 3 Cin. Reds, 1933  
 4 Cin. Reds/St.L. Gunners, 1934  
 5 Detroit, 1942

### Most Touchdowns, Game

- 10 Rochester vs. \*Fort Porter, Oct. 10, 1920  
*\*Not a member of the American Professional Football Association*  
 Philadelphia vs. Cincinnati, Nov. 6, 1934  
 L.A. Rams vs. Bal. Colts, Oct. 22, 1950  
 Washington vs. N.Y. Giants, Nov. 27, 1966  
 Miami vs. Denver, Sept. 24, 2023  
 9 Rock Island vs. Evansville, Oct. 15, 1922  
 Akron vs. Oorang, Oct. 29, 1922  
 Racine vs. Louisville, Nov. 5, 1922  
 Chi. Cardinals vs. Rochester, Oct. 7, 1923  
 Chi. Cardinals vs. Milwaukee, Dec. 10, 1925  
 Chi. Cardinals vs. N.Y. Giants, Oct. 17, 1948  
 Chi. Cardinals vs. N.Y. Bulldogs, Nov. 13, 1949  
 L.A. Rams vs. Detroit, Oct. 29, 1950  
 Pittsburgh vs. N.Y. Giants, Nov. 30, 1952  
 Chi. Bears vs. San Francisco, Dec. 12, 1965  
 Chi. Bears vs. Green Bay, Dec. 7, 1980  
 Las Vegas vs. L.A. Chargers, Dec. 14, 2023  
 8 By many teams

### Most Touchdowns, Both Teams, Game

- 16 Washington (10) vs. N.Y. Giants (6), Nov. 27, 1966  
 14 Chi. Cardinals (9) vs. N.Y. Giants (5), Oct. 17, 1948  
 L.A. Rams (10) vs. Bal. Colts (4), Oct. 22, 1950  
 Hou. Oilers (7) vs. Oak. Raiders (7), Dec. 22, 1963  
 New Orleans (7) vs. N.Y. Giants (7), Nov. 1, 2015  
 L.A. Rams (7) vs. Kansas City (7), Nov. 19, 2018  
 13 New Orleans (7) vs. St.L. Cardinals (6), Nov. 2, 1969  
 Kansas City (7) vs. Seattle (6), Nov. 27, 1983 (ot)  
 S.D. Chargers (8) vs. Pittsburgh (5), Dec. 8, 1985  
 N.Y. Jets (7) vs. Miami (6), Sept. 21, 1986 (ot)  
 Cincinnati (7) vs. Cle. Browns (6), Nov. 28, 2004

### Most Consecutive Games Scoring Touchdowns

- 166 Cle. Browns, 1957-69  
 155 New Orleans, 2005-15  
 151 S.D. Chargers, 2002-12

## ALL-TIME RECORDS

## POINTS AFTER TOUCHDOWN

### Most (One-Point) Points After Touchdown, Season

- 75 Denver, 2013  
 74 New England, 2007  
 68 Green Bay, 2011

### Fewest (One-Point) Points After Touchdown, Season

- 2 Chi. Cardinals, 1933  
 3 Cin. Reds, 1933  
 Pittsburgh, 1934  
 4 Cin. Reds/St.L. Gunners, 1934

### Most (One-Point) Points After Touchdown, Game

- 10 L.A. Rams vs. Bal. Colts, Oct. 22, 1950  
 Miami vs. Denver, Sept. 24, 2023  
 9 Chi. Cardinals vs. N.Y. Giants, Oct. 17, 1948  
 Pittsburgh vs. N.Y. Giants, Nov. 30, 1952  
 Washington vs. N.Y. Giants, Nov. 27, 1966  
 Las Vegas vs. L.A. Chargers, Dec. 14, 2023  
 8 By many teams

### Most (One-Point) Points After Touchdown, Both Teams, Game

- 14 Chi. Cardinals (9) vs. N.Y. Giants (5), Oct. 17, 1948  
 Hou. Oilers (7) vs. Oak. Raiders (7), Dec. 22, 1963  
 Washington (9) vs. N.Y. Giants (5), Nov. 27, 1966  
 New Orleans (7) vs. N.Y. Giants (7), Nov. 1, 2015  
 13 L.A. Rams (10) vs. Bal. Colts (3), Oct. 22, 1950  
 Cincinnati (7) vs. Cle. Browns (6), Nov. 28, 2004  
 12 In many games

### Most Two-Point Conversions, Season

- 8 Pittsburgh, 2015  
 Minnesota, 2020  
 7 Philadelphia, 2020  
 L.A. Chargers, 2021  
 6 Miami, 1994  
 Minnesota, 1997  
 Philadelphia, 2017  
 L.A. Chargers, 2018  
 Dal. Cowboys, 2021  
 Cle. Browns, 2023

### Most Two-Point Conversions, Game

- 4 St.L. Rams vs. Atlanta, Oct. 15, 2000  
 3 Bal. Ravens vs. New England, Oct. 6, 1996  
 Pittsburgh vs. Tennessee, Nov. 1, 1998  
 Philadelphia vs. Dal. Cowboys, Nov. 19, 2017  
 L.A. Rams vs. Arizona, Sept. 16, 2018  
 Minnesota vs. Green Bay, Sept. 13, 2020  
 Dal. Cowboys vs. Cle. Browns, Oct. 4, 2020  
 2 By many teams

### Most Two-Point Conversions, Both Teams, Game

- 5 Bal. Ravens (3) vs. New England (2), Oct. 6, 1996  
 St.L. Rams (4) vs. Atlanta (1), Oct. 15, 2000  
 4 Dal. Cowboys (3) vs. Cle. Browns (1), Oct. 4, 2020  
 3 Seattle (2) vs. Kansas City (1), Oct. 23, 1994  
 Minnesota (2) vs. Seattle (1), Nov. 10, 1996  
 Pittsburgh (3) vs. Tennessee (0), Nov. 1, 1998  
 Philadelphia (2) vs. Detroit (1), Dec. 8, 2013  
 Pittsburgh (2) vs. San Francisco (1), Sept. 20, 2015  
 Philadelphia (3) vs. Dal. Cowboys (0), Nov. 19, 2017  
 L.A. Rams (3) vs. Arizona (0), Sept. 16, 2018  
 Cle. Browns (2) vs. Oak. Raiders (1), Sept. 30, 2018 (ot)  
 Chi. Bears (2) vs. Minnesota (1), Nov. 18, 201  
 Minnesota (3) vs. Green Bay (0), Sept. 13, 2020  
 Dal. Cowboys (2) vs. Denver (1), Nov. 7, 2021  
 Cle. Browns (2) vs. Hou. Texans (1), Dec. 24, 2023

## FIELD GOALS

### Most Seasons Leading League, Field Goals

- 11 Green Bay, 1935-36, 1940-43, 1946-47, 1955, 1972, 1974  
 9 L.A./St.L. Rams, 1949, 1951, 1958, 1966, 1973, 1978, 2003, 2006, 2010  
 8 Washington, 1945, 1956, 1971, 1976-77, 1979, 1982, 1992  
 N.Y. Giants, 1933, 1937, 1939, 1941, 1944, 1959, 1983, 2008  
 New England, 1961, 1963-64, 1986, 2004, 2008, 2013-14

**Most Consecutive Seasons Leading League, Field Goals**

- 4 Green Bay, 1940-43
- 3 Cle. Browns, 1952-54
- 2 By many teams

**Most Field Goals Attempted, Season**

- 52 San Francisco, 2011
- 49 L.A. Rams, 1966
- Washington, 1971
- 48 Green Bay, 1972

**Fewest Field Goals Attempted, Season (Since 1938)**

- 0 Chi. Bears, 1944
- 2 Cle. Rams, 1939
- Card-Pitt, 1944
- Bos. Yanks, 1946
- Chi. Bears, 1947
- 3 Chi. Bears, 1945
- Cle. Rams, 1945

**Most Field Goals Attempted, Game**

- 9 St.L. Cardinals vs. Pittsburgh, Sept. 24, 1967
- 8 Pittsburgh vs. St.L. Cardinals, Dec. 2, 1962
- Detroit vs. Minnesota, Nov. 13, 1966
- N.Y. Jets vs. Buffalo, Nov. 3, 1968
- Dal. Cowboys vs. N.Y. Giants, Sept. 15, 2003 (ot)
- Tennessee vs. Hou. Texans, Oct. 21, 2007
- Miami vs. N.Y. Jets, Dec. 8, 2019
- Buffalo vs. N.Y. Jets, Oct. 25, 2020
- 7 By many teams

**Most Field Goals Attempted, Both Teams, Game**

- 11 St.L. Cardinals (6) vs. Pittsburgh (5), Nov. 13, 1966
- Washington (6) vs. Chi. Bears (5), Nov. 14, 1971
- Green Bay (6) vs. Detroit (5), Sept. 29, 1974
- Washington (6) vs. N.Y. Giants (5), Nov. 14, 1976
- Miami (8) vs. N.Y. Jets (3), Dec. 8, 2019
- 10 In many games

**Most Field Goals, Season**

- 44 San Francisco, 2011
- 43 Arizona, 2005
- 41 Kansas City, 2017

**Fewest Field Goals, Season (Since 1932)**

- 0 Bos. Braves, 1932
- Chi. Cardinals, 1932, 1945
- Green Bay, 1932, 1944
- N.Y. Giants, 1932
- Bos. Redskins, 1935
- Brooklyn, 1944
- Card-Pitt, 1944
- Chi. Bears, 1944, 1947
- Bos. Yanks, 1946
- Bal. Colts, 1950
- Dal. Texans, 1952

**Most Field Goals, Game**

- 8 Tennessee vs. Hou. Texans, Oct. 21, 2007
- 7 St.L. Cardinals vs. Pittsburgh, Sept. 24, 1967
- Minnesota vs. L.A. Rams, Nov. 5, 1989 (ot)
- Dal. Cowboys vs. Green Bay, Nov. 18, 1996
- Dal. Cowboys vs. N.Y. Giants, Sept. 15, 2003 (ot)
- Cincinnati vs. Bal. Ravens, Nov. 11, 2007
- Kansas City vs. Cincinnati, Oct. 4, 2015
- L.A. Rams vs. Dal. Cowboys, Oct. 1, 2017
- N.Y. Jets vs. Indianapolis, Oct. 14, 2018
- Miami vs. N.Y. Jets, Dec. 8, 2019
- 6 By many teams

**Most Field Goals, Both Teams, Game**

- 10 Miami (7) vs. N.Y. Jets (3), Dec. 8, 2019
- 9 S.D. Chargers (5) vs. Kansas City (4), Sept. 29, 1996
- Miami (6) vs. New England (3), Oct. 17, 1999
- Hou. Texans (5) vs. Miami (4), Oct. 7, 2007
- Dal. Cowboys (6) vs. Washington (3), Sept. 26, 2011
- San Francisco (5) vs. Arizona (4), Oct. 1, 2017 (ot)
- Minnesota (6) vs. Bal. Ravens (3), Oct. 22, 2017
- San Francisco (6) vs. Tennessee (3), Dec. 17, 2017
- N.Y. Jets (7) vs. Indianapolis (2), Oct. 14, 2018
- Kansas City (4) vs. New England (5), Oct. 14, 2018
- Bal. Ravens (6) vs. Tennessee (3), Oct. 15, 2023
- 8 In many games

**Most Consecutive Games Scoring Field Goals**

- 38 Bal. Ravens, 1999-2001
- 36 San Francisco, 2010-13
- New Orleans, 2016-18
- 34 New England, 2010-12

**SAFETIES**

**Most Safeties, Season**

- 4 Cle. Bulldogs, 1927
- Detroit, 1962
- Seattle, 1993
- San Francisco, 1996
- Tennessee, 1999
- 3 By many teams

**Most Safeties, Game**

- 3 L.A. Rams vs. N.Y. Giants, Sept. 30, 1984
- 2 N.Y. Giants vs. Pottsville, Oct. 30, 1927
- Chi. Bears vs. Pottsville, Nov. 13, 1927
- Detroit vs. Brooklyn, Dec. 1, 1935
- N.Y. Giants vs. Pittsburgh, Sept. 17, 1950
- N.Y. Giants vs. Washington, Nov. 5, 1961
- Chi. Bears vs. Pittsburgh, Nov. 9, 1969
- Dal. Cowboys vs. Philadelphia, Nov. 19, 1972
- L.A. Rams vs. Green Bay, Oct. 21, 1973
- Oak Raiders vs. S.D. Chargers, Oct. 26, 1975
- Denver vs. Seattle, Jan. 2, 1983
- New Orleans vs. Cle. Browns, Sept. 13, 1987
- Buffalo vs. Denver, Nov. 8, 1987
- San Francisco vs. St.L. Rams, Sept. 8, 1996
- Jacksonville vs. Pittsburgh, Oct. 3, 1999
- Minnesota vs. Atlanta, Oct. 5, 2003
- Dal. Cowboys vs. Arizona, Oct. 5, 2003
- Buffalo vs. Hou. Texans, Nov. 16, 2003
- Minnesota vs. Green Bay, Nov. 9, 2008
- St.L. Rams vs. Arizona, Nov. 6, 2011 (ot)
- Miami vs. Denver, Dec. 3, 2017

**Most Safeties, Both Teams, Game**

- 3 L.A. Rams (3) vs. N.Y. Giants (0), Sept. 30, 1984
- 2 Chi. Cardinals (1) vs. Frankford (1), Nov. 19, 1927
- Chi. Cardinals (1) vs. Cin. Reds (1), Nov. 12, 1933
- Chi. Bears (1) vs. San Francisco (1), Oct. 19, 1952
- Cincinnati (1) vs. L.A. Rams (1), Oct. 22, 1972
- Chi. Bears (1) vs. San Francisco (1), Sept. 19, 1976
- Bal. Colts (1) vs. Miami (1), Oct. 29, 1978
- Atlanta (1) vs. Detroit (1), Oct. 5, 1980
- Hou. Oilers (1) vs. Philadelphia (1), Oct. 2, 1988
- Cle. Browns (1) vs. Seattle (1), Nov. 14, 1993
- Arizona (1) vs. Hou. Oilers (1), Dec. 4, 1994
- Miami (1) vs. N.Y. Jets (1), Nov. 3, 2019
- (Also see previous record)

**FIRST DOWNS**

**Most Seasons Leading League**

- 9 Chi. Bears, 1935, 1939, 1941, 1943, 1945, 1947-49, 1955
- 8 L.A./St.L. Rams, 1946, 1950-51, 1954, 1957, 1973, 2001, 2018
- 7 S.D. Chargers, 1965, 1969, 1980-83, 1985
- Baltimore/Indianapolis Colts, 1958-59, 1967, 2003, 2005-06, 2010

**Most Consecutive Seasons Leading League**

- 4 S.D. Chargers, 1980-83
- 3 Chi. Bears, 1947-49
- New England, 2007-09
- New Orleans, 2014-16
- Kansas City, 2020-22
- 2 By many teams

**Most First Downs, Season**

- 444 New England, 2012
- 435 Denver, 2013
- 419 Kansas City, 2021

**Fewest First Downs, Season**

- 51 Cin. Reds, 1933
- 64 Pittsburgh, 1935
- 67 Philadelphia, 1937



# FIRST DOWNS

# ALL-TIME RECORDS

## Most First Downs, Game

- 40 New Orleans vs. Dal. Cowboys, Nov. 10, 2013
- 39 N.Y. Jets vs. Miami, Nov. 27, 1988
- Washington vs. Detroit, Nov. 4, 1990 (ot)
- Hou. Texans vs. Jacksonville, Nov. 18, 2012 (ot)
- Denver vs. Tennessee, Dec. 8, 2013
- 38 L.A. Rams vs. N.Y. Giants, Nov. 13, 1966

## Fewest First Downs, Game

- 0 N.Y. Giants vs. Green Bay, Oct. 1, 1933
- Pittsburgh vs. Bos. Redskins, Oct. 29, 1933
- Philadelphia vs. Detroit, Sept. 20, 1935
- N.Y. Giants vs. Washington, Sept. 27, 1942
- Denver vs. Hou. Oilers, Sept. 3, 1966

## Most First Downs, Both Teams, Game

- 68 Dal. Cowboys (35) vs. Cle. Browns (33), Oct. 4, 2020
- 65 Cincinnati (35) vs. Washington (30), Oct. 30, 2016 (ot)
- 64 Seattle (32) vs. Kansas City (32), Nov. 24, 2002
- Seattle (33) vs. Arizona (31), Oct. 25, 2020 (ot)

## Fewest First Downs, Both Teams, Game

- 7 Chi. Cardinals (2) vs. Detroit (5), Sept. 15, 1940
- 9 Pittsburgh (1) vs. Bos. Redskins (8), Oct. 27, 1935
- Bos. Redskins (4) vs. Brooklyn (5), Nov. 24, 1935
- N.Y. Giants (3) vs. Detroit (6), Nov. 7, 1943
- Pittsburgh (4) vs. Chi. Cardinals (5), Nov. 11, 1945
- N.Y. Bulldogs (1) vs. Philadelphia (8), Sept. 22, 1949
- 10 Philadelphia (4) vs. Brooklyn (6), Nov. 5, 1944
- N.Y. Giants (4) vs. Washington (6), Dec. 11, 1960

## Most First Downs, Rushing, Season

- 188 Bal. Ravens, 2019
- 181 New England, 1978
- 177 L.A. Rams, 1973

## Fewest First Downs, Rushing, Season

- 36 Cle. Rams, 1942
- Bos. Yanks, 1944
- 39 Brooklyn, 1943
- 40 Philadelphia, 1940
- Detroit, 1945

## Most First Downs, Rushing, Game

- 25 Philadelphia vs. Washington, Dec. 2, 1951
- 23 St.L. Cardinals vs. New Orleans, Oct. 5, 1980
- 21 Cle. Browns vs. Philadelphia, Dec. 13, 1959
- Green Bay vs. Philadelphia, Nov. 11, 1962
- L.A. Rams vs. New Orleans, Nov. 25, 1973
- Pittsburgh vs. Kansas City, Nov. 7, 1976
- New England vs. Denver, Nov. 28, 1976
- Oak. Raiders vs. Green Bay, Sept. 17, 1978
- Buffalo vs. Washington, Nov. 3, 1996
- San Francisco vs. Detroit, Dec. 14, 1998
- Kansas City vs. Atlanta, Oct. 24, 2004
- New Orleans vs. Minnesota, Dec. 25, 2020
- Philadelphia vs. Green Bay, Nov. 27, 2022

## Fewest First Downs, Rushing, Game

- 0 By many teams. Last time:  
N.Y. Jets vs. Miami, Dec. 17, 2023

## Most First Downs, Rushing, Both Teams, Game

- 36 Philadelphia (25) vs. Washington (11), Dec. 2, 1951
- 31 Detroit (18) vs. Washington (13), Sept. 30, 1951
- 30 L.A. Rams (17) vs. Minnesota (13), Nov. 5, 1961
- New Orleans (17) vs. Green Bay (13), Sept. 9, 1979
- New Orleans (16) vs. San Francisco (14), Nov. 11, 1979
- New England (16) vs. Kansas City (14), Oct. 4, 1981
- Indianapolis (18) vs. Denver (12), Sept. 30, 2007

## Fewest First Downs, Rushing, Both Teams, Game

- 1 Oak. Raiders (0) vs. Tennessee (1), Sept. 7, 2003
- Carolina (0) vs. Detroit (1), Oct. 16, 2005
- 2 Hou. Oilers (0) vs. Denver (2), Dec. 2, 1962
- N.Y. Jets, (1) vs. St.L. Rams (1), Dec. 3, 1995
- Miami (1) vs. S.D. Chargers (1), Dec. 19, 1999
- New Orleans (0) vs. Bal. Ravens (2), Dec. 19, 1999
- Bal. Ravens (0) vs. Tennessee (2), Sept. 18, 2005
- Pittsburgh (1) vs. Bal. Ravens (1), Nov. 5, 2007
- Arizona (1) vs. San Francisco (1), Sept. 13, 2009
- Detroit (1) vs. Jacksonville (1), Nov. 20, 2016
- N.Y. Jets (0) vs. New England (2), Sept. 22, 2019
- Tampa Bay (0) vs. Detroit (2), Oct. 15, 2023
- 3 In many games

## Most First Downs, Passing, Season

- 293 Denver, 2013
- 280 New Orleans, 2011
- 273 Tampa Bay, 2021

## Fewest First Downs, Passing, Season

- 18 Pittsburgh, 1941
- 23 Brooklyn, 1942
- N.Y. Giants, 1944
- 24 N.Y. Giants, 1943

## Most First Downs, Passing, Game

- 29 N.Y. Giants vs. Cincinnati, Oct. 13, 1985
- Dal. Cowboys vs. Cle. Browns, Oct. 4, 2020
- 28 Tennessee vs. Oak. Raiders, Dec. 19, 2004
- 27 S.D. Chargers vs. Seattle, Sept. 15, 1985
- Detroit vs. Green Bay, Jan. 1, 2012
- L.A. Rams vs. Tampa Bay, Sept. 29, 2019

## Fewest First Downs, Passing, Game

- 0 By many teams. Last time:  
N.Y. Giants vs. N.Y. Jets, Oct. 29, 2023 (OT)

## Most First Downs, Passing, Both Teams, Game

- 49 L.A. Rams (27) vs. Tampa Bay (22), Sept. 29, 2019
- 47 Detroit (27) vs. Green Bay (20), Jan. 1, 2012
- 46 Indianapolis (23) vs. Hou. Texans (23), Sept. 30, 2018 (ot)

## Fewest First Downs, Passing, Both Teams, Game

- 0 Brooklyn vs. Pittsburgh, Nov. 29, 1942
- 1 Green Bay (0) vs. Cle. Rams (1), Sept. 21, 1941
- Pittsburgh (0) vs. Brooklyn (1), Oct. 11, 1942
- N.Y. Giants (0) vs. Detroit (1), Nov. 7, 1943
- Pittsburgh (0) vs. Chi. Cardinals (1), Nov. 11, 1945
- N.Y. Bulldogs (0) vs. Philadelphia (1), Sept. 22, 1949
- Chi. Bears (0) vs. Buffalo (1), Oct. 7, 1979
- 2 In many games

## Most First Downs, Penalty, Season

- 50 New England, 2017
- 47 Buffalo, 2002
- Indianapolis, 2004
- Hou. Texans, 2017
- 46 N.Y. Giants, 2015
- Chi. Bears, 2018
- Kansas City, 2019

## Fewest First Downs, Penalty, Season

- 2 Brooklyn, 1940
- 4 Chi. Cardinals, 1940
- N.Y. Giants, 1942, 1944
- Washington, 1944
- Cle. Browns, 1952
- Kansas City, 1969
- 5 Brooklyn, 1939
- Chi. Bears, 1939
- Detroit, 1953
- L.A. Rams, 1953
- Hou. Oilers, 1982

## Most First Downs, Penalty, Game

- 11 Denver vs. Hou. Oilers, Oct. 6, 1985
- 10 Dal. Cowboys vs. Cle. Browns, Nov. 18, 2012 (ot)
- N.Y. Giants vs. Denver, Sept. 15, 2013
- 9 Chi. Bears vs. Cle. Browns, Nov. 25, 1951
- Bal. Colts vs. Pittsburgh, Oct. 30, 1977
- N.Y. Jets vs. Hou. Oilers, Sept. 18, 1988
- Dal. Cowboys vs. Detroit, Nov. 20, 2005
- Atlanta vs. New Orleans, Dec. 7, 2017

## Most First Downs, Penalty, Both Teams, Game

- 13 New England (8) vs. Bal. Ravens (5), Sept. 23, 2012
- 12 Buffalo (7) vs. San Francisco (5), Oct. 4, 1998
- Detroit (8) vs. Bal. Ravens (4), Oct. 9, 2005
- Dal. Cowboys (10) vs. Cle. Browns (2), Nov. 18, 2012 (ot)
- Buffalo (6) vs. New England (6), Oct. 30, 2016
- Cincinnati (8) vs. Washington (4), Oct. 30, 2016 (ot)
- Hou. Texans (8) vs. Jacksonville (4), Sept. 10, 2017
- Denver (6) vs. Las Vegas (6), Sept. 10, 2023
- 11 Chi. Bears (9) vs. Cle. Browns (2), Nov. 25, 1951
- Cincinnati (8) vs. N.Y. Jets (3), Oct. 6, 1985
- Denver (11) vs. Hou. Oilers (0), Oct. 6, 1985
- Detroit (6) vs. Dal. Cowboys (5), Nov. 8, 1987
- N.Y. Jets (9) vs. Hou. Oilers (2), Sept. 18, 1988
- Kansas City (8) vs. L.A. Raiders (3), Oct. 3, 1993

**ALL-TIME RECORDS**

Detroit (6) vs. S.D. Chargers (5), Nov. 11, 1996  
 Philadelphia (8) vs. Chi. Bears (3), Nov. 3, 2002  
 Arizona (6) vs. St.L. Rams (5), Dec. 3, 2006  
 Indianapolis (6) vs. Green Bay (5), Oct. 19, 2008  
 Buffalo (8) vs. N.Y. Jets (3), Sept. 22, 2013  
 S.D. Chargers (6) vs. Bal. Ravens (5), Nov. 30, 2014  
 Oak. Raiders (6) vs. Bal. Ravens (5), Sept. 20, 2015  
 San Francisco (6) vs. Denver (5), Dec. 9, 2018  
 Las Vegas (7) vs. Dal. Cowboys (4), Nov. 25, 2021 (ot)  
 Dal. Cowboys (6) vs. Seattle (5), Nov. 30, 2023

**NET YARDS GAINED RUSHING AND PASSING****Most Seasons Leading League**

- 12 Chi. Bears, 1932, 1934-35, 1939, 1941-44, 1947, 1949, 1955-56  
 9 L.A./St.L. Rams, 1946, 1950-51, 1954, 1957, 1973, 1999-2001  
 8 S.D. Chargers, 1963, 1965, 1980-83, 1985, 2010  
 Dal. Cowboys, 1966, 1968-69, 1971, 1974, 1977, 2019, 2021

**Most Consecutive Seasons Leading League**

- 4 Chi. Bears, 1941-44  
 S.D. Chargers, 1980-83  
 3 Bal. Colts, 1958-60  
 Hou. Oilers, 1960-62  
 Oak. Raiders, 1968-70  
 St.L. Rams, 1999-2001  
 2 By many teams

**Most Yards Gained, Season**

- 7,474 New Orleans, 2011  
 7,317 Denver, 2013  
 7,075 St.L. Rams, 2000

**Fewest Yards Gained, Season**

- 1,150 Cin. Reds, 1933  
 1,443 Chi. Cardinals, 1934  
 1,486 Chi. Cardinals, 1933

**Most Yards Gained, Game**

- 735 L.A. Rams vs. N.Y. Yanks, Sept. 28, 1951  
 726 Miami vs. Denver, Sept. 24, 2023  
 683 Pittsburgh vs. Chi. Cardinals, Dec. 13, 1958

**Fewest Yards Gained, Game**

- 7 Seattle vs. L.A. Rams, Nov. 4, 1979  
 -5 Denver vs. Oak. Raiders, Sept. 10, 1967  
 14 Chi. Cardinals vs. Detroit, Sept. 15, 1940

**Most Yards Gained, Both Teams, Game**

- 1,133 L.A. Rams (636) vs. N.Y. Yanks (497), Nov. 19, 1950  
 1,125 Detroit (575) vs. Green Bay (550), Jan. 1, 2012  
 1,111 Hou. Texans (653) vs. Jacksonville (458), Nov. 18, 2012 (ot)

**Fewest Yards Gained, Both Teams, Game**

- 30 Chi. Cardinals (14) vs. Detroit (16), Sept. 15, 1940  
 136 Chi. Cardinals (50) vs. Green Bay (86), Nov. 18, 1934  
 154 N.Y. Giants (51) vs. Washington (103), Dec. 11, 1960

**Most Consecutive Games, 400 or More Yards Gained**

- 11 S.D. Chargers, 1982-83  
 10 Denver, 2012-13  
 9 New England, 2006-07

**Most Consecutive Games, 300 or More Yards Gained**

- 36 Minnesota, 2002-04  
 30 Minnesota, 1999-2000  
 St.L. Rams, 2000-02  
 New Orleans, 2013-15  
 29 L.A. Rams, 1949-51  
 New Orleans, 2008-09  
 Denver, 2012-13

**RUSHING****Most Seasons Leading League**

- 17 17 Chi. Bears, 1932, 1934-35, 1939-42, 1951, 1955-56, 1968, 1977, 1983-86, 2022  
 9 Buffalo, 1962, 1964, 1973, 1975, 1982, 1991-92, 2015-16  
 6 Cle. Browns, 1958-59, 1963, 1965-67  
 San Francisco, 1952-54, 1987, 1998-99  
 Dal. Texans/K.C. Chiefs, 1961, 1966, 1968-69, 1995, 2010

**NET YARDS-RUSHING****Most Consecutive Seasons Leading League**

- 4 Chi. Bears, 1939-42  
 Chi. Bears, 1983-86  
 3 Detroit, 1936-38  
 San Francisco, 1952-54  
 Cle. Browns, 1965-67  
 Atlanta, 2004-06  
 2 By many teams

**ATTEMPTS****Most Rushing Attempts, Season**

- 681 Oak. Raiders, 1977  
 674 Chi. Bears, 1984  
 671 New England, 1978

**Fewest Rushing Attempts, Season**

- 211 Philadelphia, 1982  
 219 San Francisco, 1982  
 225 Hou. Oilers, 1982

**Most Rushing Attempts, Game**

- 72 Chi. Bears vs. Brooklyn, Oct. 20, 1935  
 70 Chi. Cardinals vs. Green Bay, Dec. 5, 1948  
 69 Chi. Cardinals vs. Green Bay, Dec. 6, 1936  
 Kansas City vs. Cincinnati, Sept. 3, 1978

**Fewest Rushing Attempts, Game**

- 5 Tampa Bay vs. New Orleans, Nov. 8, 2020  
 6 Chi. Cardinals vs. Bos. Redskins, Oct. 22, 1933  
 New England vs. Pittsburgh, Oct. 31, 2004  
 Arizona vs. Minnesota, Nov. 26, 2006  
 Minnesota vs. Buffalo, Sept. 23, 2018  
 Tampa Bay vs. Kansas City, Oct. 2, 2022  
 7 Oak. Raiders vs. Buffalo, Oct. 5, 1963  
 Hou. Oilers vs. N.Y. Giants, Dec. 8, 1985  
 Seattle vs. L.A. Raiders, Nov. 17, 1991  
 Green Bay vs. Miami, Sept. 11, 1994  
 Detroit vs. Minnesota, Dec. 2, 2007  
 Arizona vs. Minnesota, Dec. 14, 2008  
 Chi. Bears vs. New Orleans, Oct. 20, 2019

**Most Rushing Attempts, Both Teams, Game**

- 108 Chi. Cardinals (70) vs. Green Bay (38), Dec. 5, 1948  
 105 Oak. Raiders (62) vs. Atlanta (43), Nov. 30, 1975 (ot)  
 104 Chi. Bears (64) vs. Pittsburgh (40), Oct. 18, 1936

**Fewest Rushing Attempts, Both Teams, Game**

- 16 Chi. Cardinals (6) vs. Bos. Redskins (10), Oct. 22, 1933  
 30 Minnesota (15) vs. New England (15), Oct. 30, 2006  
 31 Green Bay (12) vs. Pittsburgh (19), Dec. 20, 2009  
 Chi. Bears (8) vs. Detroit (23), Nov. 27, 2014  
 Atlanta (13) vs. Tampa Bay (18), Dec. 20, 2020

**YARDS GAINED****Most Yards Gained Rushing, Season**

- 3,296 Bal. Ravens, 2019  
 3,165 New England, 1978  
 3,088 Buffalo, 1973

**Fewest Yards Gained Rushing, Season**

- 298 Philadelphia, 1940  
 467 Detroit, 1946  
 471 Bos. Yanks, 1944

**Most Yards Gained Rushing, Game**

- 426 Detroit vs. Pittsburgh, Nov. 4, 1934  
 423 N.Y. Giants vs. Bal. Colts, Nov. 19, 1950  
 420 Bos. Redskins vs. N.Y. Giants, Oct. 8, 1933  
**Fewest Yards Gained Rushing, Game**  
 -53 Detroit vs. Chi. Cardinals, Oct. 17, 1943  
 -36 Philadelphia vs. Chi. Bears, Nov. 19, 1939  
 -33 Brooklyn vs. Phil-Pitt, Oct. 2, 1943

**Most Yards Gained Rushing, Both Teams, Game**

- 595 L.A. Rams (371) vs. N.Y. Yanks (224), Nov. 18, 1951  
 574 Chi. Bears (396) vs. Pittsburgh (178), Oct. 10, 1934  
 558 Bos. Redskins (420) vs. N.Y. Giants (138), Oct. 8, 1933

**Fewest Yards Gained Rushing, Both Teams, Game**

- 15 Detroit (-53) vs. Chi. Cardinals (38), Oct. 17, 1943  
 4 Detroit (-10) vs. Chi. Cardinals (14), Sept. 15, 1940  
 45 S.D. Chargers (21) vs. Philadelphia (24), Oct. 23, 2005

## RUSHING-PASSING

### AVERAGE GAIN

#### Highest Average Gain, Rushing, Season

- 5.74 Cle. Browns, 1963
- 5.65 San Francisco, 1954
- 5.56 S.D. Chargers, 1963

#### Lowest Average Gain, Rushing, Season

- 0.94 Philadelphia, 1940
- 1.45 Bos. Yanks, 1944
- 1.55 Pittsburgh, 1935

### TOUCHDOWNS

#### Most Touchdowns, Rushing, Season

- 36 Green Bay, 1962
- 33 Pittsburgh, 1976
- 32 Kansas City, 2003
- S.D. Chargers, 2006
- Philadelphia, 2022

#### Fewest Touchdowns, Rushing, Season

- 1 Brooklyn, 1934
- 2 Chi. Cardinals, 1933
- Cin. Reds, 1933
- Pittsburgh, 1934
- Philadelphia, 1935
- Philadelphia, 1936
- Philadelphia, 1937
- Philadelphia, 1938
- Pittsburgh, 1940
- Philadelphia, 1972
- N.Y. Jets, 1995
- Arizona, 2005

- 3 By many teams

#### Most Touchdowns, Rushing, Game

- 9 Rock Island vs. Evansville, Oct. 15, 1922
- Racine vs. Louisville, Nov. 5, 1922
- 8 Chi. Cardinals vs. Rochester, Oct. 7, 1923
- Kansas City vs. Atlanta, Oct. 24, 2004
- 7 By many teams

#### Most Touchdowns, Rushing, Both Teams, Game

- 9 Rock Island (9) vs. Evansville (0), Oct. 15, 1922
- Racine (9) vs. Louisville (0), Nov. 5, 1922
- Bal. Ravens (5) vs. Cle. Browns (4), Dec. 14, 2020
- New Orleans (7) vs. Minnesota (2), Dec. 25, 2020
- 8 Chi. Cardinals (8) vs. Rochester (0), Oct. 7, 1923
- Canton (7) vs. Cle. Indians (1), Nov. 25, 1923
- L.A. Rams (6) vs. N.Y. Yanks (2), Nov. 18, 1951
- Chi. Bears (5) vs. Green Bay (3), Nov. 6, 1955
- Denver (5) vs. Kansas City (3), Dec. 7, 2003
- Kansas City (8) vs. Atlanta (0), Oct. 24, 2004
- 7 In many games

### PASSING

### ATTEMPTS

#### Most Passes Attempted, Season

- 751 Tampa Bay, 2022
- 740 Detroit, 2012
- 731 Tampa Bay, 2021

#### Fewest Passes Attempted, Season

- 102 Cin. Reds, 1933
- 106 Bos. Redskins, 1933
- 120 Detroit, 1937

#### Most Passes Attempted, Game

- 70 New England vs. Minnesota, Nov. 13, 1994 (ot)
- Detroit vs. Arizona, Oct. 11, 2015
- 69 N.Y. Jets vs. Bal. Ravens, Dec. 24, 2000
- 68 Hou. Oilers vs. Buffalo, Nov. 1, 1964
- Cincinnati vs. Pittsburgh, Dec. 30, 2001 (ot)
- L.A. Rams vs. Tampa Bay, Sept. 29, 2019
- Kansas City vs. Tennessee, Nov. 6, 2022 (ot)

#### Fewest Passes Attempted, Game

- 0 Green Bay vs. Portsmouth, Oct. 8, 1933
- Detroit vs. Cle. Rams, Sept. 10, 1937
- Pittsburgh vs. Brooklyn, Nov. 16, 1941
- Pittsburgh vs. L.A. Rams, Nov. 13, 1949
- Cle. Browns vs. Philadelphia, Dec. 3, 1950

## ALL-TIME RECORDS

### Most Passes Attempted, Both Teams, Game

- 112 New England (70) vs. Minnesota (42), Nov. 13, 1994 (ot)
- 110 Denver (57) vs. New England (53), Nov. 2, 2014
- 109 Detroit (61) vs. Hou. Texans (48), Nov. 22, 2012 (ot)
- L.A. Rams (68) vs. Tampa Bay (41), Sept. 29, 2019

### Fewest Passes Attempted, Both Teams, Game

- 4 Chi. Cardinals (1) vs. Detroit (3), Nov. 3, 1935
- Detroit (0) vs. Cle. Rams (4), Sept. 10, 1937
- 6 Chi. Cardinals (2) vs. Detroit (4), Sept. 15, 1940
- 8 Brooklyn (2) vs. Philadelphia (6), Oct. 1, 1939

### COMPLETIONS

#### Most Passes Completed, Season

- 499 Tampa Bay, 2022
- 492 Tampa Bay, 2021
- 485 L.A. Chargers, 2022

#### Fewest Passes Completed, Season

- 25 Cin. Reds, 1933
- 33 Bos. Redskins, 1933
- 34 Chi. Cardinals, 1934

#### Most Passes Completed, Game

- 45 New England vs. Minnesota, Nov. 13, 1994 (ot)
- L.A. Rams vs. Tampa Bay, Sept. 29, 2019
- 44 Pittsburgh vs. Bal. Ravens, Dec. 10, 2017
- 43 Washington vs. Detroit, Nov. 4, 1990 (ot)
- Oak. Raiders vs. Pittsburgh, Sept. 15, 2002
- Detroit vs. Tennessee, Sept. 23, 2012 (ot)
- Hou. Texans vs. Jacksonville, Nov. 18, 2012 (ot)
- S.D. Chargers vs. Green Bay, Oct. 18, 2015
- Kansas City vs. Tennessee, Nov. 6, 2022 (ot)

#### Fewest Passes Completed, Game

- 0 By many teams. Last time: Buffalo vs. N.Y. Jets, Sept. 29, 1974

#### Most Passes Completed, Both Teams, Game

- 74 Dal. Cowboys (42) vs. Tampa Bay (32), Sept. 9, 2021
- 73 L.A. Rams (45) vs. Tampa Bay (28), Sept. 29, 2019
- L.A. Chargers (41) vs. Minnesota (32), Sept. 24, 2023
- 72 Detroit (43) vs. Tennessee (29), Sept. 23, 2012 (ot)
- Indianapolis (38) vs. New England (34), Oct. 4, 2018

#### Fewest Passes Completed, Both Teams, Game

- 1 Chi. Cardinals (0) vs. Philadelphia (1), Nov. 8, 1936
- Detroit (0) vs. Cle. Rams (1), Sept. 10, 1937
- Chi. Cardinals (0) vs. Detroit (1), Sept. 15, 1940
- Brooklyn (0) vs. Pittsburgh (1), Nov. 29, 1942
- 2 Chi. Cardinals (0) vs. Detroit (2), Nov. 3, 1935
- Buffalo (0) vs. N.Y. Jets (2), Sept. 29, 1974
- Chi. Cardinals (0) vs. Green Bay (2), Nov. 18, 1934
- 3 In seven games

### YARDS GAINED

#### Most Seasons Leading League, Passing Yardage

- 11 L.A./S.D. Chargers, 1965, 1968, 1971, 1978-83, 1985, 2017
- 9 Ind./Bal. Colts, 1957, 1959, 1960, 1963, 1976, 2003-04, 2010, 2014
- 8 Chi. Bears, 1932, 1939, 1941, 1943, 1945, 1949, 1954, 1964
- Washington, 1938, 1940, 1944, 1947-48, 1967, 1974, 1989

#### Most Consecutive Seasons Leading League, Passing Yardage

- 6 S.D. Chargers, 1978-83
- 4 Green Bay, 1934-37
- 3 Miami, 1986-88
- Hou. Oilers, 1990-92
- St.L. Rams, 1999-2001

#### Most Yards Gained, Passing, Season

- 5,444 Denver, 2013
- 5,347 New Orleans, 2011
- 5,232 St.L. Rams, 2000

#### Fewest Yards Gained, Passing, Season

- 302 Chi. Cardinals, 1934
- 357 Cin. Reds, 1933
- 459 Bos. Redskins, 1934

#### Most Yards Gained, Passing, Game

- 554 L.A. Rams vs. N.Y. Yanks, Sept. 28, 1951
- 530 Minnesota vs. Bal. Colts, Sept. 28, 1969
- 522 Pittsburgh vs. Indianapolis, Oct. 26, 2014

**Fewest Yards Gained, Passing, Game**

- 53 Denver vs. Oak. Raiders, Sept. 10, 1967
- 52 Cincinnati vs. Hou. Oilers, Oct. 31, 1971
- 39 Atlanta vs. San Francisco, Oct. 23, 1976

**Most Yards Gained, Passing, Both Teams, Game**

- 971 Detroit (502) vs. Green Bay (469), Jan. 1, 2012
- 907 Pittsburgh (522) vs. Indianapolis (385), Oct. 26, 2014
- 906 New England (516) vs. Miami (390), Sept. 12, 2011

**Fewest Yards Gained, Passing, Both Teams, Game**

- 11 Green Bay (-10) vs. Dal. Cowboys (-1), Oct. 24, 1965
- 1 Chi. Cardinals (0) vs. Philadelphia (1), Nov. 8, 1936
- 7 Brooklyn (0) vs. Pittsburgh (7), Nov. 29, 1942

**TIMES SACKED****Most Seasons Leading League, Fewest Times Sacked**

- 10 Miami, 1973, 1982-90
- 8 Ind./Bal. Colts, 1999-2000, 2004-06, 2009-10, 2018
- 5 N.Y. Jets, 1965-66, 1968, 1993, 2000
- L.A./S.D. Chargers, 1963-64, 1967, 1968, 2017

**Most Consecutive Seasons Leading League, Fewest Times Sacked**

- 9 Miami, 1982-90
- 3 St.L. Cardinals, 1974-76
- Indianapolis, 2004-06
- 2 By many teams

**Most Times Sacked, Season**

- 104 Philadelphia, 1986
- 85 N.Y. Giants, 2023
- 78 Arizona, 1997

**Fewest Times Sacked, Season**

- 7 Miami, 1988
- 8 San Francisco, 1970
- St.L. Cardinals, 1975
- 9 N.Y. Jets, 1966
- Washington, 1991

**Most Times Sacked, Game**

- 12 Pittsburgh vs. Dal. Cowboys, Nov. 20, 1966
- Bal. Colts vs. St.L. Cardinals, Oct. 26, 1980
- Detroit vs. Chi. Bears, Dec. 16, 1984
- Hou. Oilers vs. Dal. Cowboys, Sept. 29, 1985
- Philadelphia vs. N.Y. Giants, Sept. 30, 2007
- 11 St.L. Cardinals vs. N.Y. Giants, Nov. 1, 1964
- L.A. Rams vs. Bal. Colts, Nov. 22, 1964
- Denver vs. Buffalo, Dec. 13, 1964
- Green Bay vs. Detroit, Nov. 7, 1965
- Buffalo vs. Oak. Raiders, Oct. 15, 1967
- Denver vs. Oak. Raiders, Nov. 5, 1967
- Atlanta vs. St.L. Cardinals, Nov. 24, 1968
- Detroit vs. Dal. Cowboys, Oct. 6, 1975
- Philadelphia vs. St.L. Cardinals, Dec. 18, 1983
- Cle. Browns vs. Kansas City, Sept. 30, 1984
- Minnesota vs. Chi. Bears, Oct. 28, 1984
- Atlanta vs. Cle. Browns, Nov. 18, 1984
- Dal. Cowboys vs. S.D. Chargers, Nov. 16, 1986
- Philadelphia vs. Detroit, Nov. 16, 1986
- Philadelphia vs. L.A. Raiders, Nov. 30, 1986 (ot)
- L.A. Raiders vs. Seattle, Dec. 8, 1986
- N.Y. Jets vs. Dal. Cowboys, Oct. 4, 1987
- Philadelphia vs. Chi. Bears, Oct. 4, 1987
- Dal. Cowboys vs. Philadelphia, Sept. 15, 1991
- Cle. Browns vs. Indianapolis, Sept. 6, 1992
- N.Y. Jets vs. S.D. Chargers, Dec. 23, 2012
- Tennessee vs. Bal. Ravens, Oct. 14, 2018
- N.Y. Giants vs. Seattle, Oct. 2, 2023
- 10 By many teams

**Most Times Sacked, Both Teams, Game**

- 18 Green Bay (10) vs. S.D. Chargers (8), Sept. 24, 1978
- 17 Buffalo (10) vs. N.Y. Titans (7), Nov. 23, 1961
- Pittsburgh (12) vs. Dal. Cowboys (5), Nov. 20, 1966
- Atlanta (9) vs. Philadelphia (8), Dec. 16, 1984
- Philadelphia (11) vs. L.A. Raiders (6), Nov. 30, 1986 (ot)
- 16 L.A. Rams (11) vs. Bal. Colts (5), Nov. 22, 1964
- Buffalo (11) vs. Oak. Raiders (5), Oct. 15, 1967

**COMPLETION PERCENTAGE****Most Seasons Leading League, Completion Percentage**

- 14 San Francisco, 1952, 1957-58, 1965, 1981, 1983, 1987, 1989, 1992-97
- 12 Washington, 1937, 1939-40, 1942-45, 1947-48, 1969-70, 2015
- 9 New Orleans, 1978, 2009-11, 2014, 2017-20

**Most Consecutive Seasons Leading League, Completion Percentage**

- 6 San Francisco, 1992-97
- 4 Washington, 1942-45
- Kansas City, 1966-69
- New Orleans, 2017-20
- 3 Cle. Browns, 1953-55
- St.L. Rams, 1999-2001
- New Orleans, 2009-11

**Highest Completion Percentage, Season**

- 73.41 New Orleans, 2018 (381-519)
- 72.01 New Orleans, 2017 (386-536)
- 71.94 New Orleans, 2019 (581-418)

**Lowest Completion Percentage, Season**

- 22.9 Philadelphia, 1936 (170-39)
- 24.5 Cin. Reds, 1933 (102-25)
- 25.0 Pittsburgh, 1941 (168-42)

**TOUCHDOWNS****Most Touchdowns, Passing, Season**

- 55 Denver, 2013
- 51 Indianapolis, 2004
- Green Bay, 2011
- 50 New England, 2007
- Kansas City, 2018

**Fewest Touchdowns, Passing, Season**

- 0 Cin. Reds, 1933
- Pittsburgh, 1945
- 1 Bos. Braves, 1932
- Bos. Redskins, 1933
- Chi. Cardinals, 1934
- Cin. Reds/St.L. Gunners, 1934
- Detroit, 1942
- 2 Chi. Cardinals, 1932
- Staten Island, 1932
- Chi. Cardinals, 1935
- Brooklyn, 1936
- Pittsburgh, 1942

**Most Touchdowns, Passing, Game**

- 7 Chi. Bears vs. N.Y. Giants, Nov. 14, 1943
- Philadelphia vs. Washington, Oct. 17, 1954
- Hou. Oilers vs. N.Y. Titans, Nov. 19, 1961
- Hou. Oilers vs. N.Y. Titans, Oct. 14, 1962
- N.Y. Giants vs. Washington, Oct. 28, 1962
- Minnesota vs. Bal. Colts, Sept. 28, 1969
- S.D. Chargers vs. Oak. Raiders, Nov. 22, 1981
- Denver vs. Bal. Ravens, Sept. 5, 2013
- Philadelphia vs. Oak. Raiders, Nov. 3, 2013
- New Orleans vs. N.Y. Giants, Nov. 1, 2015
- 6 By many teams

**Most Touchdowns, Passing, Both Teams, Game**

- 13 New Orleans (7) vs. N.Y. Giants (6), Nov. 1, 2015
- 12 New Orleans (6) vs. St.L. Cardinals (6), Nov. 2, 1969
- 11 N.Y. Giants (7) vs. Washington (4), Oct. 28, 1962
- Oak. Raiders (6) vs. Hou. Oilers (5), Dec. 22, 1963
- Cincinnati (6) vs. Cle. Browns, (5), Sept. 16, 2007
- Green Bay (6) vs. Detroit (5), Jan. 1, 2012

**PASSES HAD INTERCEPTED****Most Passes Had Intercepted, Season**

- 48 Hou. Oilers, 1962
- 45 Denver, 1961
- 41 Card-Pitt, 1944

**Fewest Passes Had Intercepted, Season**

- 2 New England, 2016
- 4 Green Bay, 2018
- Green Bay, 2019
- 5 Cle. Browns, 1960
- Green Bay, 1966

Kansas City, 1990  
 N.Y. Giants, 1990  
 New England, 2010  
 San Francisco, 2011  
 Minnesota, 2016  
 Kansas City, 2019  
 Green Bay, 2020

**Most Passes Had Intercepted, Game**

- 9 Detroit vs. Green Bay, Oct. 24, 1943
- Pittsburgh vs. Philadelphia, Dec. 12, 1965
- 8 Green Bay vs. N.Y. Giants, Nov. 21, 1948
- Chi. Cardinals vs. Philadelphia, Sept. 24, 1950
- N.Y. Yanks vs. N.Y. Giants, Dec. 16, 1951
- Denver vs. Hou. Oilers, Dec. 2, 1962
- Chi. Bears vs. Detroit, Sept. 22, 1968
- Bal. Colts vs. N.Y. Jets, Sept. 23, 1973
- 7 By many teams. Last time: Detroit vs. Cle. Browns, Sept. 23, 2001

**Most Passes Had Intercepted, Both Teams, Game**

- 13 Denver (8) vs. Hou. Oilers (5), Dec. 2, 1962
- 11 Philadelphia (7) vs. Bos. Redskins (4), Nov. 3, 1935
- Bos. Redskins (6) vs. Pittsburgh (5), Dec. 1, 1935
- Cle. Rams (7) vs. Green Bay (4), Oct. 30, 1938
- Green Bay (7) vs. Detroit (4), Oct. 20, 1940
- Detroit (7) vs. Chi. Bears (4), Nov. 22, 1942
- Detroit (7) vs. Cle. Rams (4), Nov. 26, 1944
- Chi. Cardinals (8) vs. Philadelphia (3), Sept. 24, 1950
- Washington (7) vs. N.Y. Giants (4), Dec. 8, 1963
- Pittsburgh (9) vs. Philadelphia (2), Dec. 12, 1965
- 10 In many games

**PUNTING**

**Most Seasons Leading League (Average Distance)**

- 10 Oak./Las Vegas Raiders, 1974-75, 1977-78, 2003-04, 2007, 2009, 2013, 2021
- 8 Washington, 1940-43, 1945, 1958, 2014, 2019
- 7 Denver 1962-64, 1966-67, 1982, 1999
- L.A./St.L. Rams, 1946, 1949, 1955-56, 1994, 2008, 2015

**Most Consecutive Seasons Leading League (Average Distance)**

- 4 Washington, 1940-43
- 3 Cle. Browns, 1950-52
- Denver, 1962-64
- Kansas City, 1971-73

**Most Punts, Season**

- 116 Hou. Texans, 2002
- 114 Chi. Bears, 1981
- 113 Bos. Redskins, 1934
- Brooklyn, 1934
- Dal. Cowboys, 2002

**Fewest Punts, Season**

- 23 S.D. Chargers, 1982
- 31 Cincinnati, 1982
- 32 Chi. Bears, 1941

**Most Punts, Game**

- 17 Chi. Bears vs. Green Bay, Oct. 22, 1933
- Cin. Reds vs. Pittsburgh, Oct. 22, 1933
- 16 Cin. Reds vs. Portsmouth, Sept. 17, 1933
- Chi. Cardinals vs. Chi. Bears, Nov. 30, 1933
- Chi. Cardinals vs. Detroit, Sept. 15, 1940
- Oak. Raiders vs. S.D. Chargers, Oct. 11, 1998
- 15 Chi. Cardinals vs. Cin. Reds, Nov. 12, 1933
- N.Y. Giants vs. Chi. Bears, Nov. 17, 1935
- Philadelphia vs. N.Y. Giants, Dec. 6, 1987 (ot)

**Fewest Punts, Game**

- 0 By many teams. Last time: Dal. Cowboys vs. Washington, Jan. 7, 2024
- Green Bay vs. Chi. Bears, Jan. 7, 2024

**Most Punts, Both Teams, Game**

- 31 Chi. Bears (17) vs. Green Bay (14), Oct. 22, 1933
- Cin. Reds (17) vs. Pittsburgh (14), Oct. 22, 1933
- 29 Chi. Cardinals (15) vs. Cin. Reds (14), Nov. 12, 1933
- Chi. Cardinals (16) vs. Chi. Bears (13), Nov. 30, 1933
- Chi. Cardinals (16) vs. Detroit (13), Sept. 15, 1940
- 28 Philadelphia (14) vs. Washington (14), Nov. 5, 1939

**Fewest Punts, Both Teams, Game**

- 0 Buffalo vs. San Francisco, Sept. 13, 1992
- Chi. Bears vs. Green Bay, Sept. 28, 2014
- New Orleans vs. Green Bay, Oct. 26, 2014
- Philadelphia vs. Kansas City, Oct. 3, 2021
- Dal. Cowboys vs. Seattle, Nov. 30, 2023
- 1 Bal. Colts (0) vs. Cle. Browns (1), Nov. 1, 1959
- Dal. Cowboys (0) vs. Cle. Browns (1), Dec. 3, 1961
- Chi. Bears (0) vs. Detroit (1), Oct. 1, 1972
- San Francisco (0) vs. N.Y. Giants (1), Oct. 15, 1972
- Green Bay (0) vs. Buffalo (1), Dec. 5, 1982
- Miami (0) vs. Buffalo (1), Oct. 12, 1986
- Green Bay (0) vs. Chi. Bears (1), Dec. 17, 1989
- Oak. Raiders (0) vs. Seattle (1), Dec. 5, 1999
- Tampa Bay (0) vs. Minnesota (1), Oct. 29, 2000
- New Orleans (0) vs. San Francisco (1), Oct. 20, 2002
- S.D. Chargers (0) vs. Oak. Raiders (1), Jan. 1, 2012
- Denver (0) vs. Dal. Cowboys (1), Oct. 6, 2013
- New England (0) vs. Kansas City (1), Oct. 14, 2018
- San Francisco (0) vs. N.Y. Giants (1), Sept. 27, 2020
- Cincinnati (0) vs. Cle. Browns (1), Oct. 25, 2020
- New Orleans (0) vs. Carolina (1), Oct. 25, 2020
- Tampa Bay (0) vs. Atlanta (1), Jan. 3, 2021
- L.A. Chargers (0) vs. Dal. Cowboys (1), Sept. 19, 2021
- L.A. Chargers (0) vs. Hou. Texans (1), Dec. 26, 2021
- Miami (0) vs. Cle. Browns (1), Nov. 13, 2022
- Philadelphia (0) vs. Dal. Cowboys (1), Dec. 24, 2022
- 2 In many games

**AVERAGE YARDAGE**

**Highest Avg. Distance, Punting, Season**

- 53.1 Tennessee, 2022
- 51.4 Dal. Cowboys, 2023
- 51.1 Oak. Raiders, 2009

**Lowest Average Distance, Punting, Season**

- 32.7 Card-Pitt, 1944 (60-1.964)
- 33.8 Cincinnati, 1986 (59-1.996)
- 33.9 Detroit, 1969 (74-2.510)

**PUNT RETURNS**

**Most Seasons Leading League (Average Return)**

- 10 Detroit, 1943-45, 1951-52, 1962, 1966, 1969, 1991, 2017
- 7 Ari./St.L./Chi. Cardinals, 1948-49, 1955-56, 1959, 1986-87
- K.C. Chiefs/Dal. Texans, 1960, 1968, 1970, 1979-80, 2003, 2016
- 6 Green Bay, 1950, 1953-54, 1961, 1972, 1996
- Denver, 1963, 1967, 1969, 1982, 1997, 2023

**Most Consecutive Seasons Leading League (Average Return)**

- 3 Detroit, 1943-45
- 2 By many teams

**Most Punt Returns, Season**

- 71 Pittsburgh, 1976
- Tampa Bay, 1979
- L.A. Raiders, 1985
- 67 Pittsburgh, 1974
- L.A. Rams, 1978
- L.A. Raiders, 1984
- 65 San Francisco, 1976

**Fewest Punt Returns, Season**

- 10 N.Y. Jets, 2020
- 11 Green Bay, 2020
- 12 Bal. Colts, 1981
- S.D. Chargers, 1982

**Most Punt Returns, Game**

- 12 Philadelphia vs. Cle. Browns, Dec. 3, 1950
- 11 Chi. Bears vs. Chi. Cardinals, Oct. 8, 1950
- Washington vs. Tampa Bay, Oct. 9, 1977
- 10 Philadelphia vs. N.Y. Giants, Nov. 26, 1950
- Philadelphia vs. Tampa Bay, Sept. 18, 1977
- Pittsburgh vs. Buffalo, Dec. 16, 1979
- Washington vs. New Orleans, Dec. 26, 1982
- Philadelphia vs. Seattle, Dec. 13, 1992 (ot)
- New England vs. Pittsburgh, Dec. 5, 1993

**ALL-TIME RECORDS****PUNT RETURNS****Most Punt Returns, Both Teams, Game**

- 17 Philadelphia (12) vs. Cle. Browns (5), Dec. 3, 1950
- 16 N.Y. Giants (9) vs. Philadelphia (7), Dec. 12, 1954
- Washington (11) vs. Tampa Bay (5), Oct. 9, 1977
- Oak. Raiders (8) vs. S.D. Chargers (8), Oct. 11, 1998
- 15 Detroit (8) vs. Cle. Rams (7), Sept. 27, 1942
- L.A. Rams (8) vs. Bal. Colts (7), Nov. 27, 1966
- Pittsburgh (8) vs. Hou. Oilers (7), Dec. 1, 1974
- Philadelphia (10) vs. Tampa Bay (5), Sept. 18, 1977
- Bal. Colts (9) vs. Kansas City (6), Sept. 2, 1979
- Washington (10) vs. New Orleans (5), Dec. 26, 1982
- L.A. Raiders (8) vs. Cle. Browns (7), Nov. 16, 1986

**FAIR CATCHES****Most Fair Catches, Season**

- 38 N.Y. Jets, 2012
- 37 Detroit, 2014
- New Orleans, 2022
- 36 San Francisco, 2016
- Cle. Browns, 2023

**Fewest Fair Catches, Season**

- 0 S.D. Chargers, 1975
- New England, 1976
- Tampa Bay, 1976
- Pittsburgh, 1977
- Dal. Cowboys, 1982
- 1 Cle. Browns, 1974
- San Francisco, 1975
- Kansas City, 1976
- St.L. Cardinals, 1976
- S.D. Chargers, 1976
- L.A. Rams, 1982
- St.L. Cardinals, 1982
- Tampa Bay, 1982
- Arizona, 2001
- Atlanta, 2019

- 2 By many teams

**Most Fair Catches, Game**

- 7 Minnesota vs. Dal. Cowboys, Sept. 25, 1966
- N.Y. Jets vs. Miami, Nov. 20, 1966
- Detroit vs. Chi. Bears, Nov. 21, 1976
- Philadelphia vs. Buffalo, Dec. 27, 1987
- Tennessee vs. Jacksonville, Nov. 16, 2008
- N.Y. Giants vs. Philadelphia, Dec. 28, 2014
- San Francisco vs. L.A. Rams, Sept. 12, 2016
- 6 By many teams

**YARDS GAINED****Most Yards, Punt Returns, Season**

- 875 Green Bay, 1996
- 785 L.A. Raiders, 1985
- 781 Chi. Bears, 1948

**Fewest Yards, Punt Returns, Season**

- 27 St.L. Cardinals, 1965
- 35 N.Y. Giants, 1965
- 37 New England, 1972

**Most Yards, Punt Returns, Game**

- 231 Detroit vs. San Francisco, Oct. 6, 1963
- 225 Oak. Raiders vs. Buffalo, Sept. 15, 1968
- 219 L.A. Rams vs. Atlanta, Oct. 11, 1981

**Fewest Yards, Punt Returns, Game**

- 28 Washington vs. Dal. Cowboys, Dec. 11, 1966
- 23 N.Y. Giants vs. Buffalo, Oct. 20, 1975
- Pittsburgh vs. Hou. Oilers, Sept. 20, 1970
- 20 New Orleans vs. Pittsburgh, Oct. 20, 1968

**Most Yards, Punt Returns, Both Teams, Game**

- 282 L.A. Rams (219) vs. Atlanta (63), Oct. 11, 1981
- 245 Detroit (231) vs. San Francisco (14), Oct. 6, 1963
- 244 Oak. Raiders (225) vs. Buffalo (19), Sept. 15, 1968

**Fewest Yards, Punt Returns, Both Teams, Game**

- 18 Buffalo (-18) vs. Pittsburgh (0), Oct. 29, 1972
- 14 Miami (-14) vs. Bos. Patriots (0), Nov. 30, 1969
- Tennessee (-14) vs. New Orleans (0), Sept. 21, 2003
- 13 N.Y. Giants (-13) vs. Cle. Browns (0), Nov. 14, 1965

**AVERAGE YARDS RETURNING PUNTS****Highest Average, Punt Returns, Season**

- 20.2 Chi. Bears, 1941
- 19.1 Chi. Cardinals, 1948
- 18.2 Chi. Cardinals, 1949

**Lowest Average, Punt Returns, Season**

- 1.2 St.L. Cardinals, 1965 (23-27)
- 1.5 N.Y. Giants, 1965 (24-35)
- 1.7 Washington, 1970 (27-45)

**TOUCHDOWNS RETURNING PUNTS****Most Touchdowns, Punt Returns, Season**

- 5 Chi. Cardinals, 1959
- 4 Chi. Cardinals, 1948
- Detroit, 1951
- N.Y. Giants, 1951
- Denver, 1976
- Chi. Bears, 2007
- Arizona, 2011
- 3 Washington, 1941
- Detroit, 1952
- Pittsburgh, 1952
- Hou. Oilers, 1975
- L.A. Rams, 1981
- Cle. Browns, 1993
- Green Bay, 1996
- Denver, 1997
- S.D. Chargers, 1997
- Chi. Bears, 2006
- Tennessee, 2006
- New Orleans, 2008
- Oak. Raiders, 2008
- Chi. Bears, 2010
- Dal. Cowboys, 2010
- Tennessee, 2012

**Most Touchdowns, Punt Returns, Game**

- 2 Detroit vs. L.A. Rams, Oct. 14, 1951
- Detroit vs. Green Bay, Nov. 22, 1951
- Chi. Cardinals vs. Pittsburgh, Nov. 1, 1959
- Chi. Cardinals vs. N.Y. Giants, Nov. 22, 1959
- N.Y. Titans vs. Denver, Sept. 24, 1961
- Denver vs. Cle. Browns, Sept. 26, 1976
- L.A. Rams vs. Atlanta, Oct. 11, 1981
- St.L. Cardinals vs. Tampa Bay, Dec. 21, 1986
- L.A. Rams vs. Atlanta, Dec. 27, 1992
- Cle. Browns vs. Pittsburgh, Oct. 24, 1993
- S.D. Chargers vs. Cincinnati, Nov. 2, 1997
- Denver vs. Carolina, Nov. 9, 1997
- Bal. Ravens vs. Seattle, Dec. 7, 1997
- Bal. Ravens vs. N.Y. Jets, Dec. 24, 2000
- Oak. Raiders vs. Tennessee, Sept. 29, 2002
- Carolina vs. Cincinnati, Dec. 8, 2002
- Detroit at Jacksonville, Nov. 14, 2004 (ot)
- New Orleans vs. Minnesota, Oct. 6, 2008
- Tennessee vs. Jacksonville, Dec. 30, 2012
- Indianapolis vs. Carolina, Dec. 22, 2019

**Most Touchdowns, Punt Returns, Both Teams, Game**

- 2 Philadelphia (1) vs. Washington (1), Nov. 9, 1952
- Kansas City (1) vs. Buffalo (1), Sept. 11, 1966
- Bal. Colts (1) vs. New England (1), Nov. 18, 1979
- L.A. Raiders (1) vs. Philadelphia (1), Nov. 30, 1986 (ot)
- Cincinnati (1) vs. Green Bay (1), Sept. 20, 1992
- Oak. Raiders (1) vs. Seattle (1), Nov. 15, 1998
- Atlanta (1) vs. Tennessee (1), Nov. 23, 2003
- S.D. Chargers (1) vs. Denver (1), Oct. 19, 2009
- St.L. Rams (1) vs. Arizona (1), Nov. 27, 2011
- St.L. Rams (1) vs. Seattle (1), Sept. 13, 2015 (ot)

*(Also see previous record)*

**KICKOFF RETURNS**

**Most Seasons Leading League (Average Return)**

- 8 Washington, 1942, 1947, 1962-63, 1973-74, 1981, 1995
- 7 Chi. Bears, 1943, 1948, 1958, 1966, 1972, 1985, 2019
- 6 N.Y. Giants, 1944, 1946, 1949, 1951, 1953, 2004  
Hou. Oilers/Tenn. Titans, 1960, 1962-63, 1968, 2008, 2018

**Most Consecutive Seasons Leading League (Average Return)**

- 3 Denver, 1965-67
- 2 By many teams

**Most Kickoff Returns, Season**

- 96 Detroit, 2009
- 89 Cle. Browns, 1999
- 88 New Orleans, 1980

**Fewest Kickoff Returns, Season**

- 9 Indianapolis, 2023  
L.A. Rams, 2023
- 11 Cle. Browns, 2023  
Las Vegas, 2023
- 12 Miami, 2020  
Kansas City, 2023

**Most Kickoff Returns, Game**

- 12 N.Y. Giants vs. Washington, Nov. 27, 1966
- 11 Kansas City vs. Buffalo, Nov. 23, 2008
- 10 By many teams

**Most Kickoff Returns, Both Teams, Game**

- 19 N.Y. Giants (12) vs. Washington (7), Nov. 27, 1966  
Cle. Browns (10) vs. Cincinnati (9), Nov. 28, 2004
- 18 Hou. Oilers (10) vs. Oak. Raiders (8), Dec. 22, 1963
- 17 Washington (9) vs. Green Bay (8), Oct. 17, 1983  
S.D. Chargers (9) vs. Pittsburgh (8), Dec. 8, 1985  
Detroit (9) vs. Green Bay (8), Nov. 27, 1986  
L.A. Raiders (9) vs. Seattle (8), Dec. 18, 1988  
Oak. Raiders (10) vs. Seattle (7), Oct. 26, 1997  
Buffalo (9) vs. Minnesota (8), Sept. 15, 2002 (ot)  
Cincinnati (10) vs. Cle. Browns (7), Sept. 16, 2007  
Kansas City (11) vs. Buffalo (6), Nov. 23, 2008

**YARDS GAINED**

**Most Yards, Kickoff Returns, Season**

- 2,296 Arizona, 2000
- 2,173 Hou. Texans, 2005
- 2,084 Arizona, 2010

**Fewest Yards, Kickoff Returns, Season**

- 145 L.A. Rams, 2023
- 200 Indianapolis, 2023
- 215 Miami, 2020

**Most Yards, Kickoff Returns, Game**

- 367 Bal. Ravens vs. Minnesota, Dec. 13, 1998
- 362 Detroit vs. L.A. Rams, Oct. 29, 1950
- 304 Chi. Bears vs. Green Bay, Nov. 9, 1952  
New Orleans vs. L.A. Rams, Oct. 23, 1994

**Most Yards, Kickoff Returns, Both Teams, Game**

- 560 Detroit (362) vs. L.A. Rams (198), Oct. 29, 1950
- 511 Bal. Ravens (367) vs. Minnesota (144), Dec. 13, 1998
- 501 New Orleans (304) vs. L.A. Rams (197), Oct. 23, 1994

**AVERAGE YARDAGE**

**Highest Average, Kickoff Returns, Season**

- 32.0 Tennessee, 2018
- 29.9 Kansas City, 2013
- 29.4 Chi. Bears, 1972

**Lowest Average, Kickoff Returns, Season**

- 14.6 Tampa Bay, 2016 (21-307)
- 14.7 N.Y. Jets, 1993 (46-675)
- 15.8 N.Y. Giants, 1993 (32-507)

**TOUCHDOWNS**

**Most Touchdowns, Kickoff Returns, Season**

- 4 Green Bay, 1967  
Chi. Bears, 1970  
Detroit, 1994  
Hou. Texans, 2007
- 3 L.A. Rams, 1950  
Chi. Cardinals, 1954  
San Francisco, 1963  
Denver, 1966  
Chi. Bears, 1967  
New England, 1977  
L.A. Rams, 1985  
Atlanta, 2000  
Buffalo, 2004  
N.Y. Jets, 2007  
Cle. Browns, 2009  
Oak. Raiders, 2010  
Seattle, 2010
- 2 By many teams

**Most Touchdowns, Kickoff Returns, Game**

- 2 Chi. Bears vs. Green Bay, Sept. 22, 1940  
Chi. Bears vs. Green Bay, Nov. 9, 1952  
Philadelphia vs. Dal. Cowboys, Nov. 6, 1966  
Green Bay vs. Cle. Browns, Nov. 12, 1967  
L.A. Rams vs. Green Bay, Nov. 24, 1985  
New Orleans vs. L.A. Rams, Oct. 23, 1994  
Bal. Ravens vs. Minnesota, Dec. 13, 1998  
N.Y. Jets vs. Buffalo, Sept. 8, 2002 (ot)  
Chi. Bears vs. St.L. Rams, Dec. 11, 2006  
Hou. Texans vs. Jacksonville, Dec. 30, 2007  
Miami vs. N.Y. Jets, Nov. 1, 2009  
Cle. Browns vs. Kansas City, Dec. 20, 2009  
Seattle vs. S.D. Chargers, Sept. 26, 2010  
Buffalo vs. New England, Jan. 8, 2023

**Most Touchdowns, Kickoff Returns, Both Teams, Game**

- 3 Bal. Ravens (2) vs. Minnesota (1), Dec. 13, 1998
- 2 In many games

**FUMBLES**

**Most Fumbles, Season**

- 56 Chi. Bears, 1938  
San Francisco, 1978
- 54 Philadelphia, 1946
- 51 New England, 1973

**Fewest Fumbles, Season**

- 6 New Orleans, 2011
- 7 Kansas City, 2002
- 8 Cle. Browns, 1959  
Atlanta, 2016  
Indianapolis, 2020  
N.Y. Jets, 2020  
Seattle, 2023

**Most Fumbles, Game**

- 10 Phil-Pitt vs. N.Y. Giants, Oct. 9, 1943  
Detroit vs. Minnesota, Nov. 12, 1967  
Kansas City vs. Hou. Oilers, Oct. 12, 1969  
San Francisco vs. Detroit, Dec. 17, 1978
- 9 Philadelphia vs. Green Bay, Oct. 13, 1946  
Bos. Patriots at Oak. Raiders, Dec. 16, 1962  
Kansas City vs. S.D. Chargers, Nov. 15, 1964  
N.Y. Giants vs. Buffalo, Oct. 20, 1975  
St.L. Cardinals vs. Washington, Oct. 25, 1976  
S.D. Chargers vs. Green Bay, Sept. 24, 1978  
Pittsburgh vs. Cincinnati, Oct. 14, 1979  
Cle. Browns vs. Seattle, Dec. 20, 1981  
Cle. Browns vs. Pittsburgh, Dec. 23, 1990  
Oak. Raiders vs. Seattle, Dec. 22, 1996
- 8 By many teams

**Most Fumbles, Both Teams, Game**

- 14 Chi. Bears (7) vs. Cle. Rams (7), Nov. 24, 1940  
St.L. Cardinals (8) vs. N.Y. Giants (6), Sept. 17, 1961  
Kansas City (10) vs. Hou. Oilers (4), Oct. 12, 1969
- 13 Washington (8) vs. Pittsburgh (5), Nov. 14, 1937  
Philadelphia (7) vs. Bos. Yanks (6), Dec. 8, 1946  
N.Y. Giants (7) vs. Washington (6), Nov. 5, 1950  
Kansas City (9) vs. S.D. Chargers (4), Nov. 15, 1964  
Buffalo (7) vs. Denver (6), Dec. 13, 1964  
N.Y. Jets (7) vs. Hou. Oilers (6), Sept. 12, 1965  
Cle. Browns (7) vs. New Orleans (6), Dec. 12, 1971  
Hou. Oilers (8) vs. Pittsburgh (5), Dec. 9, 1973  
St.L. Cardinals (9) vs. Washington (4), Oct. 25, 1976  
Cle. Browns (9) vs. Seattle (4), Dec. 20, 1981  
Green Bay (7) vs. Detroit (6), Oct. 6, 1985
- 12 In many games

**FUMBLES LOST**

**Most Fumbles Lost, Season**

- 36 Chi. Cardinals, 1959
- 31 Green Bay, 1952
- 29 Chi. Cardinals, 1946  
Pittsburgh, 1950  
Cle. Browns, 1978

**Fewest Fumbles Lost, Season**

- 2 Kansas City, 2002  
Minnesota, 2014  
New Orleans, 2019  
Cincinnati, 2023
- 3 Philadelphia, 1938  
Minnesota, 1980  
N.Y. Giants, 2008  
Pittsburgh, 2016  
Kansas City, 2017
- 4 By many teams

**Most Fumbles Lost, Game**

- 8 St.L. Cardinals vs. Washington, Oct. 25, 1976  
Cle. Browns vs. Pittsburgh, Dec. 23, 1990
- 7 Cincinnati vs. Buffalo, Nov. 30, 1969  
Pittsburgh vs. Cincinnati, Oct. 14, 1979  
Cle. Browns vs. Seattle, Dec. 20, 1981
- 6 By many teams

**FUMBLES RECOVERED**

**Most Fumbles Recovered, Season, Own and Opponents'**

- 58 Minnesota, 1963 (27 own, 31 opp)
- 51 Chi. Bears, 1938 (37 own, 14 opp)  
San Francisco, 1978 (24 own, 27 opp)
- 50 Philadelphia, 1987 (23 own, 27 opp)

**Fewest Fumbles Recovered, Season, Own and Opponents'**

- 7 New Orleans, 2011 (0 own, 7 opp)  
Pittsburgh, 2011 (3 own, 4 opp)  
Detroit, 2016 (3 own, 4 opp)  
Minnesota, 2017 (2 own, 5 opp)
- 8 Jacksonville, 2021 (6 own, 2 opp)
- 9 San Francisco, 1982 (5 own, 4 opp)  
Detroit, 2020 (4 own, 5 opp)  
Denver, 2021 (3 own, 6 opp)

**Most Fumbles Recovered, Game, Own and Opponents'**

- 10 Denver vs. Buffalo, Dec. 13, 1964 (5 own, 5 opp)  
Pittsburgh vs. Hou. Oilers, Dec. 9, 1973  
(5 own, 5 opp)  
Washington vs. St.L. Cardinals, Oct. 25, 1976  
(2 own, 8 opp)
- 9 St.L. Cardinals vs. N.Y. Giants, Sept. 17, 1961  
(6 own, 3 opp)  
Hou. Oilers vs. Cincinnati, Oct. 27, 1974  
(4 own, 5 opp)  
Kansas City vs. Dal. Cowboys, Nov. 10, 1975 (4 own, 5 opp)  
Green Bay vs. Detroit, Oct. 6, 1985 (5 own, 4 opp)  
Pittsburgh vs. Cle. Browns, Dec. 23, 1990  
(1 own, 8 opp)
- 8 By many teams

**Most Own Fumbles Recovered, Season**

- 37 Chi. Bears, 1938
- 28 Pittsburgh, 1987
- 27 Philadelphia, 1946  
Minnesota, 1963

**Fewest Own Fumbles Recovered, Season**

- 0 New Orleans, 2011
- 1 Indianapolis, 2006  
Philadelphia, 2008  
Tennessee, 2017  
L.A. Chargers, 2021
- 2 Washington, 1958  
Miami, 2000  
Atlanta, 2011  
Dal. Cowboys, 2017  
Minnesota, 2017  
Indianapolis, 2020  
N.Y. Jets, 2020

**Most Opponents' Fumbles Recovered, Season**

- 31 Minnesota, 1963
- 29 Cle. Browns, 1951
- 28 Green Bay, 1946  
Hou. Oilers, 1977  
Seattle, 1983

**Fewest Opponents' Fumbles Recovered, Season**

- 2 N.Y. Jets, 2013  
Cincinnati, 2017  
Jacksonville, 2021
- 3 L.A. Rams, 1974  
Green Bay, 1995  
Miami, 2011  
Indianapolis, 2012  
Dal. Cowboys, 2015  
Miami, 2015  
San Francisco, 2015  
Chi. Bears, 2016  
Cincinnati, 2016  
Cle. Browns, 2016  
Oak. Raiders, 2018  
Miami, 2019  
L.A. Chargers, 2019  
Pittsburgh, 2022  
Carolina, 2023
- 4 By many teams

**Most Opponents' Fumbles Recovered, Game**

- 8 Washington vs. St.L. Cardinals, Oct. 25, 1976  
Pittsburgh vs. Cle. Browns, Dec. 23, 1990
- 7 Buffalo vs. Cincinnati, Nov. 30, 1969  
Cincinnati vs. Pittsburgh, Oct. 14, 1979  
Seattle vs. Cle. Browns, Dec. 20, 1981
- 6 By many teams

**TOUCHDOWNS**

**Most Touchdowns, Fumbles Recovered, Season, Own and Opponents'**

- 7 Arizona, 2010 (3 own, 4 opp)
- 5 Chi. Bears, 1942 (1 own, 4 opp)  
L.A. Rams, 1952 (1 own, 4 opp)  
San Francisco, 1965 (1 own, 4 opp)  
Oak. Raiders, 1978 (2 own, 3 opp)  
Jacksonville, 2017 (5 opp)  
Philadelphia, 2017 (1 own, 4 opp)
- 4 By many teams

**Most Touchdowns, Own Fumbles Recovered, Season**

- 3 Arizona, 2010
- 2 Chi. Bears, 1953  
New England, 1973  
Buffalo, 1974  
Denver, 1975  
Oak. Raiders, 1978  
Green Bay, 1982  
New Orleans, 1983  
Cle. Browns, 1986  
Green Bay, 1989  
Miami, 1996  
Buffalo, 2000



**FUMBLES-PENALTIES****ALL-TIME RECORDS**

Philadelphia, 2007  
Washington, 2012

**Most Touchdowns, Opponents' Fumbles Recovered, Season**

- 5 Jacksonville, 2017  
4 Detroit, 1937  
Chi. Bears, 1942  
Bos. Yanks, 1948  
L.A. Rams, 1952  
San Francisco, 1965  
Denver, 1984  
St.L. Cardinals, 1987  
Minnesota, 1989  
Atlanta, 1991  
Philadelphia, 1995  
Atlanta, 1998  
New Orleans, 1998  
Kansas City, 1999  
Arizona, 2010  
Philadelphia, 2017  
Bal. Ravens, 2019  
Tampa Bay, 2019

**Most Touchdowns, Fumbles Recovered, Game, Own and Opponents'**

- 2 By many teams

**Most Touchdowns, Fumbles Recovered, Game, Both Teams, Own and Opponents'**

- 3 Detroit (2) vs. Minnesota (1), Dec. 9, 1962  
(2 own, 1 opp)  
Green Bay (2) vs. Dal. Cowboys (1), Nov. 29, 1964 (3 opp)  
Oak. Raiders (2) vs. Buffalo (1), Dec. 24, 1967 (3 opp)  
Oak. Raiders (2) vs. Philadelphia (1), Sept. 24, 1995 (3 opp)  
Tennessee (2) vs. Pittsburgh (1), Jan. 2, 2000 (3 opp)

**Most Touchdowns, Own Fumbles Recovered, Game**

- 2 Miami vs. New England, Sept. 1, 1996

**Most Touchdowns, Opponents' Fumbles Recovered, Game**

- 2 Many times. Last time:  
Carolina vs. Minnesota, Nov. 29, 2020

**Most Touchdowns, Opponents' Fumbles Recovered, Game, Both Teams**

- 3 Green Bay (2) vs. Dal. Cowboys (1), Nov. 29, 1964  
Oak. Raiders (2) vs. Buffalo (1), Dec. 24, 1967  
Oak. Raiders (2) vs. Philadelphia (1), Sept. 24, 1995  
Tennessee (2) vs. Pittsburgh (1), Jan. 2, 2000

**TURNOVERS**

(Number of times losing the ball on interceptions and fumbles)

**Most Turnovers, Season**

- 65 Denver, 1961  
63 San Francisco, 1978  
58 Chi. Bears, 1947  
Pittsburgh, 1950  
N.Y. Giants, 1983

**Fewest Turnovers, Season**

- 8 New Orleans, 2019  
10 New England, 2010  
San Francisco, 2011  
11 Atlanta, 2016  
New England, 2016  
Kansas City, 2017  
Seattle, 2018  
Green Bay, 2020

**Most Turnovers, Game**

- 12 Detroit vs. Chi. Bears, Nov. 22, 1942  
Chi. Cardinals vs. Philadelphia, Sept. 24, 1950  
Pittsburgh vs. Philadelphia, Dec. 12, 1965  
11 S.D. Chargers vs. Green Bay, Sept. 24, 1978  
10 Washington vs. N.Y. Giants, Dec. 4, 1938  
Pittsburgh vs. Green Bay, Nov. 23, 1941  
Detroit vs. Green Bay, Oct. 24, 1943  
Chi. Cardinals vs. Green Bay, Nov. 10, 1946  
Chi. Cardinals vs. N.Y. Giants, Nov. 2, 1952  
Minnesota vs. Detroit, Dec. 9, 1962  
Hou. Oilers vs. Oak. Raiders, Sept. 7, 1963  
Washington vs. N.Y. Giants, Dec. 8, 1963

Chi. Bears vs. Detroit, Sept. 22, 1968  
St.L. Cardinals vs. Washington, Oct. 25, 1976  
N.Y. Jets vs. New England, Nov. 21, 1976  
San Francisco vs. Dal. Cowboys, Oct. 12, 1980  
Cle. Browns vs. Seattle, Dec. 20, 1981  
Detroit vs. Denver, Oct. 7, 1984

**Most Turnovers, Both Teams, Game**

- 17 Detroit (12) vs. Chi. Bears (5), Nov. 22, 1942  
Bos. Yanks (9) vs. Philadelphia (8), Dec. 8, 1946  
16 Chi. Cardinals (12) vs. Philadelphia (4),  
Sept. 24, 1950  
Chi. Cardinals (8) vs. Chi. Bears (8), Dec. 7, 1958  
Minnesota (10) vs. Detroit (6), Dec. 9, 1962  
Hou. Oilers (9) vs. Kansas City (7), Oct. 12, 1969  
15 Philadelphia (8) vs. Chi. Cardinals (7), Oct. 3, 1954  
Denver (9) vs. Hou. Oilers (6), Dec. 2, 1962  
Washington (10) vs. N.Y. Giants (5), Dec. 8, 1963  
St.L. Cardinals (9) vs. Kansas City (6), Oct. 2, 1983

**PENALTIES****Most Seasons Leading League, Fewest Penalties**

- 13 Miami, 1968, 1976-84, 1986, 1990-91  
9 Pittsburgh, 1946-47, 1950-52, 1954, 1963, 1965,  
1968  
Bos./N.E. Patriots, 1962, 1964-65, 1973, 1987, 1989,  
1993, 2008, 2020  
7 Green Bay, 1955-56, 1966-67, 1974, 2011, 2021

**Most Consecutive Seasons Leading League, Fewest Penalties**

- 9 Miami, 1976-84  
3 Pittsburgh, 1950-52  
2 By many teams

**Most Seasons Leading League, Most Penalties**

- 18 Oak./L.A. Raiders, 1963, 1966, 1968-69, 1975,  
1982, 1984, 1991, 1993-96, 2003-05,  
2010-11, 2016  
16 Chi. Bears, 1941-44, 1946-49, 1951, 1959-61,  
1963, 1965, 1968, 1976  
8 L.A./St.L. Rams, 1950, 1952, 1962, 1969,  
1978, 1980, 1997, 2012

**Most Consecutive Seasons Leading League, Most Penalties**

- 4 Chi. Bears, 1941-44, 1946-49  
Oak./L.A. Raiders, 1993-96  
3 Chi. Cardinals, 1954-56  
Chi. Bears, 1959-61  
Oak. Raiders, 2003-05

**Fewest Penalties, Season**

- 19 Detroit, 1937  
21 Bos. Redskins, 1935  
24 Philadelphia, 1936

**Most Penalties, Season**

- 163 Oak. Raiders, 2011  
158 Kansas City, 1998  
156 L.A. Raiders, 1994  
Oak. Raiders, 1996

**Fewest Penalties, Game**

- 0 By many teams. Last time:  
Las Vegas vs. Denver, Jan. 7, 2024  
Seattle vs. Arizona, Jan. 7, 2024

**Most Penalties, Game**

- 23 Oak. Raiders vs. Tampa Bay, Oct. 30, 2016 (ot)  
22 Brooklyn vs. Green Bay, Sept. 17, 1944  
Chi. Bears vs. Philadelphia, Nov. 26, 1944  
San Francisco vs. Buffalo, Oct. 4, 1998  
21 Cle. Browns vs. Chi. Bears, Nov. 25, 1951  
Bal. Ravens vs. Detroit, Oct. 9, 2005

**Fewest Penalties, Both Teams, Game**

- 0 Brooklyn vs. Pittsburgh, Oct. 28, 1934  
Brooklyn vs. Bos. Redskins, Sept. 27, 1936  
Cle. Rams vs. Chi. Bears, Oct. 9, 1938  
Pittsburgh vs. Philadelphia, Nov. 10, 1940

**Most Penalties, Both Teams, Game**

- 37 Cle. Browns (21) vs. Chi. Bears (16), Nov. 25, 1951  
35 Tampa Bay (20) vs. Seattle (15), Oct. 17, 1976  
34 San Francisco (22) vs. Buffalo (12), Oct. 4, 1998

**YARDS PENALIZED**

**Most Seasons Leading League, Fewest Yards Penalized**

- 14 Miami, 1967-68, 1973, 1977-84, 1990-91, 2010
- 10 Was./Bos. Redskins, 1935, 1953-54, 1956-58, 1970, 1985, 1995, 1997
- 9 Bos./N.E. Patriots, 1962, 1964-66, 1987, 1989, 1993, 2008, 2020

**Most Consecutive Seasons Leading League, Fewest Yards Penalized**

- 8 Miami, 1977-84
- 3 Washington, 1956-58
- Bos. Patriots, 1964-66
- 2 By many teams

**Most Seasons Leading League, Most Yards Penalized**

- 16 Oak./L.A./Las Vegas Raiders, 1963-64, 1968-69, 1975, 1982, 1984, 1991, 1993-94, 1996, 2003, 2010-11, 2016, 2021
- 15 Chi. Bears, 1935, 1937, 1939-44, 1946-47, 1949, 1951, 1961-62, 1968
- 7 Buffalo, 1962, 1967, 1970, 1972, 1981, 1983, 2015

**Most Consecutive Seasons Leading League, Most Yards Penalized**

- 6 Chi. Bears, 1939-44
- 3 Hou. Oilers, 1988-90
- 2 By many teams

**Fewest Yards Penalized, Season**

- 139 Detroit, 1937
- 146 Philadelphia, 1937
- 159 Philadelphia, 1936

**Most Yards Penalized, Season**

- 1,358 Oak. Raiders, 2011
- 1,342 Seattle, 2017
- 1,304 Kansas City, 1998

**Fewest Yards Penalized, Game**

- 0 By many teams. Last time:  
Las Vegas vs. Denver, Jan. 7, 2024  
Seattle vs. Arizona, Jan. 7, 2024

**Most Yards Penalized, Game**

- 212 Tennessee vs. Bal. Ravens, Oct. 10, 1999
- 209 Cle. Browns vs. Chi. Bears, Nov. 25, 1951
- 200 Oak. Raiders vs. Tampa Bay, Oct. 30, 2016 (ot)

**Fewest Yards Penalized, Both Teams, Game**

- 0 Brooklyn vs. Pittsburgh, Oct. 28, 1934
- Brooklyn vs. Bos. Redskins, Sept. 27, 1936
- Cle. Rams vs. Chi. Bears, Oct. 9, 1938
- Pittsburgh vs. Philadelphia, Nov. 10, 1940

**Most Yards Penalized, Both Teams, Game**

- 374 Cle. Browns (209) vs. Chi. Bears (165), Nov. 25, 1951
- 310 Tampa Bay (190) vs. Seattle (120), Oct. 17, 1976
- Green Bay (175) vs. Bal. Ravens (135), Dec. 7, 2009
- 309 Green Bay (184) vs. Bos. Yanks (125), Oct. 21, 1945

**DEFENSE**

**SCORING**

**Most Seasons Leading League, Fewest Points Allowed**

- 12 Chi. Bears, 1932, 1936-37, 1942, 1948, 1963, 1985-86, 1988, 2001, 2005, 2018
- 11 N.Y. Giants, 1927, 1935, 1938-39, 1941, 1944, 1958-59, 1961, 1990, 1993
- 7 Cle. Browns, 1951, 1953-57, 1994

- Green Bay, 1929, 1935, 1947, 1962, 1965-66, 1996
- Pittsburgh, 1946, 1976, 1978, 2004, 2008, 2010-11

**Most Consecutive Seasons Leading League, Fewest Points Allowed**

- 5 Cle. Browns, 1953-57
- 4 Seattle, 2012-15
- 3 Buffalo, 1964-66
- Minnesota, 1969-1971

**Fewest Points Allowed, Season (Since 1932)**

- 44 Chi. Bears, 1932
- 54 Brooklyn, 1933
- 59 Detroit, 1934

**Most Points Allowed, Season**

- 533 Bal. Colts, 1981
- 519 Detroit, 2020
- 518 Washington, 2023

**Fewest TDs Allowed, Season (Since 1932)**

- 6 Chi. Bears, 1932
- Brooklyn, 1933
- 7 Detroit, 1934
- 8 Green Bay, 1932

**Most Touchdowns Allowed, Season**

- 68 Bal. Colts, 1981
- Detroit, 2020
- 66 N.Y. Giants, 1966
- 63 Bal. Colts, 1950
- Detroit, 2008

**FIRST DOWNS**

**Fewest First Downs Allowed, Season**

- 77 Detroit, 1935
- 79 Bos. Redskins, 1935
- 82 Washington, 1937

**Most First Downs Allowed, Season**

- 419 Kansas City, 2018
- 415 Detroit, 2020
- 406 Bal. Colts, 1981

**Fewest First Downs Allowed, Rushing, Season**

- 35 Chi. Bears, 1942
- 40 Green Bay, 1939
- 41 Brooklyn, 1944

**Most First Downs Allowed, Rushing, Season**

- 179 Detroit, 1985
- 178 New Orleans, 1980
- 175 Seattle, 1981

**Fewest First Downs Allowed, Passing, Season**

- 33 Chi. Bears, 1943
- 34 Pittsburgh, 1941
- Washington, 1943
- 35 Detroit, 1940
- Philadelphia, 1940
- Philadelphia, 1944

**Most First Downs Allowed, Passing, Season**

- 253 Detroit, 2020
- Seattle, 2020
- 247 Minnesota, 2013
- Kansas City, 2018
- Tennessee, 2020
- 246 Green Bay, 2011

**Fewest First Downs Allowed, Penalty, Season**

- 1 Bos. Yanks, 1944
- 3 Philadelphia, 1940
- Pittsburgh, 1945
- Washington, 1957
- 4 Cle. Rams, 1940
- Green Bay, 1943
- N.Y. Giants, 1943

**Most First Downs Allowed, Penalty, Season**

- 58 Oak. Raiders, 2011
- 56 Kansas City, 1998
- 54 New Orleans, 2015

**NET YARDS ALLOWED RUSHING AND PASSING**

**Most Seasons Leading League, Fewest Yards Allowed**

- 10 Pittsburgh, 1957, 1974, 1976, 1990, 2001, 2004, 2007-08, 2011-12
- 8 Chi. Bears, 1942-43, 1948, 1958, 1963, 1984-86
- 7 Minnesota, 1969-70, 1975, 1988-89, 1993, 2017

**Most Consecutive Seasons Leading League,**

**Fewest Yards Allowed**

- 3 Was./Bos. Redskins, 1935-37
- Chi. Bears, 1984-86
- 2 By many teams

**Fewest Yards Allowed, Season**

- 1,539 Chi. Cardinals, 1934
- 1,703 Chi. Bears, 1942
- 1,789 Brooklyn, 1933

**Most Yards Allowed, Season**

- 7,042 New Orleans, 2012
- 6,793 Bal. Colts, 1981
- 6,760 N.Y. Jets, 2021

**RUSHING**

- Most Seasons Leading League, Fewest Yards Allowed**  
 12 Chi. Bears, 1937, 1939, 1942, 1946, 1949, 1963, 1984-85, 1987-88, 2018, 2023  
 8 Pittsburgh, 1961, 1976, 1982, 1997, 2001-02, 2004, 2010  
 Detroit, 1938, 1950, 1952, 1962, 1970, 1980-81, 2014  
 Dal. Cowboys, 1966-69, 1972, 1978, 1992, 2016  
 Philadelphia, 1944-45, 1947-48, 1953, 1990-91, 2017  
 5 N.Y. Giants, 1940, 1951, 1956, 1959, 1986  
 L.A./St.L. Rams, 1964-65, 1973-74, 1999  
 Minnesota, 1975, 1994, 2006-08

- Most Consecutive Seasons Leading League, Fewest Yards Allowed**  
 4 Dal. Cowboys, 1966-69  
 3 Minnesota, 2006-08  
 2 By many teams

- Fewest Yards Allowed, Rushing, Season**  
 519 Chi. Bears, 1942  
 558 Philadelphia, 1944  
 762 Pittsburgh, 1982

- Most Yards Allowed, Rushing, Season**  
 3,228 Buffalo, 1978  
 3,106 New Orleans, 1980  
 3,010 Bal. Colts, 1978

- Fewest Touchdowns Allowed, Rushing, Season**  
 2 Detroit, 1934  
 N.Y. Giants, 1944  
 Dal. Cowboys, 1968  
 Minnesota, 1971  
 3 By many teams

- Most Touchdowns Allowed, Rushing, Season**  
 36 Oak. Raiders, 1961  
 31 N.Y. Giants, 1980  
 Tampa Bay, 1986  
 Detroit, 2008  
 Carolina, 2019  
 Chi. Bears, 2022  
 30 Bal. Colts, 1981

**PASSING**

- Most Seasons Leading League, Fewest Yards Allowed**  
 10 Green Bay, 1947-48, 1962, 1964-68, 1996, 2005  
 9 Pittsburgh, 1941, 1946, 1951, 1955, 1974, 1990, 2008, 2011-12  
 8 Philadelphia, 1934, 1936, 1940, 1949, 1981, 1991, 1998, 2022

- Most Consecutive Seasons Leading League, Fewest Yards Allowed**  
 5 Green Bay, 1964-68  
 2 By many teams

- Fewest Yards Allowed Passing, Season**  
 545 Philadelphia, 1934  
 558 Portsmouth, 1933  
 585 Chi. Cardinals, 1934

- Most Yards Allowed, Passing, Season**  
 4,796 Green Bay, 2011  
 4,783 N.Y. Giants, 2015  
 4,758 Tampa Bay, 2012

- Fewest Touchdowns Allowed, Passing, Season**  
 1 Portsmouth, 1932  
 Philadelphia, 1934  
 2 Brooklyn, 1933  
 Chi. Bears, 1934  
 3 Chi. Bears, 1932  
 Green Bay, 1932  
 Green Bay, 1934  
 Chi. Bears, 1936  
 N.Y. Giants, 1939  
 N.Y. Giants, 1944

- Most Touchdowns Allowed, Passing, Season**  
 45 New Orleans, 2015  
 40 Denver, 1963  
 39 Miami, 2019  
 Washington, 2023

**SACKS**

- Most Seasons Leading League**  
 9 Pittsburgh, 1974, 1994, 2001, 2010, 2017-21  
 5 Oak./L.A. Raiders, 1966-68, 1982, 1986  
 Dal. Cowboys, 1966, 1968-69, 1978, 2008  
 L.A./St.L. Rams, 1968, 1970, 1988, 1999, 2012  
 K.C. Chiefs/Dal. Texans, 1960, 1965, 1969, 1990, 2018  
 4 N.E./Bos. Patriots, 1961, 1963, 1977, 1979  
 N.Y. Giants, 1963, 1985, 1998, 2007  
 Philadelphia, 1991, 2002, 2011, 2022

- Most Consecutive Seasons Leading League**  
 5 Pittsburgh, 2017-21  
 3 Oak. Raiders, 1966-68  
 2 Dal. Cowboys, 1968-69

- Most Sacks, Season**  
 72 Chi. Bears, 1984  
 71 Minnesota, 1989  
 70 Chi. Bears, 1987  
 Philadelphia, 2022

- Fewest Sacks, Season**  
 10 Kansas City, 2008  
 11 Bal. Colts, 1982  
 12 Buffalo, 1982

- Most Sacks, Game**  
 12 Dal. Cowboys vs. Pittsburgh, Nov. 20, 1966  
 St.L. Cardinals vs. Bal. Colts, Oct. 26, 1980  
 Chi. Bears vs. Detroit, Dec. 16, 1984  
 Dal. Cowboys vs. Hou. Oilers, Sept. 29, 1985  
 N.Y. Giants vs. Philadelphia, Sept. 30, 2007  
 11 N.Y. Giants vs. St.L. Cardinals, Nov. 1, 1964  
 Bal. Colts vs. L.A. Rams, Nov. 22, 1964  
 Buffalo vs. Denver, Dec. 13, 1964  
 Detroit vs. Green Bay, Nov. 7, 1965  
 Oak. Raiders vs. Buffalo, Oct. 15, 1967  
 Oak. Raiders vs. Denver, Nov. 5, 1967  
 St.L. Cardinals vs. Atlanta, Nov. 24, 1968  
 Dal. Cowboys vs. Detroit, Oct. 6, 1975  
 St.L. Cardinals vs. Philadelphia, Dec. 18, 1983  
 Kansas City vs. Cle. Browns, Sept. 30, 1984  
 Chi. Bears vs. Minnesota, Oct. 28, 1984  
 Cle. Browns vs. Atlanta, Nov. 18, 1984  
 Detroit vs. Philadelphia, Nov. 16, 1986  
 S.D. Chargers vs. Dal. Cowboys, Nov. 16, 1986  
 L.A. Raiders vs. Philadelphia, Nov. 30, 1986 (ot)  
 Seattle vs. L.A. Raiders, Dec. 8, 1986  
 Chi. Bears vs. Philadelphia, Oct. 4, 1987  
 Dal. Cowboys vs. N.Y. Jets, Oct. 4, 1987  
 Philadelphia vs. Dal. Cowboys, Sept. 15, 1991  
 Indianapolis vs. Cle. Browns, Sept. 6, 1992  
 S.D. Chargers vs. N.Y. Jets, Dec. 23, 2012  
 Bal. Ravens vs. Tennessee, Oct. 14, 2018  
 Seattle vs. N.Y. Giants, Oct. 2, 2023  
 10 By many teams

- Most Opponents Yards Lost Attempting to Pass, Season**  
 666 Oak. Raiders, 1967  
 583 Chi. Bears, 1984  
 573 San Francisco, 1976

- Fewest Opponents Yards Lost Attempting to Pass, Season**  
 62 Kansas City, 2008  
 72 Jacksonville, 1995  
 75 Green Bay, 1956

**INTERCEPTIONS BY**

- Most Seasons Leading League**  
 11 Chi. Bears, 1935-36, 1941-42, 1946, 1963, 1985, 1990, 2012, 2018, 2023  
 10 N.Y. Giants, 1933, 1937-39, 1944, 1948, 1951, 1954, 1961, 1997  
 Green Bay, 1940, 1942-43, 1947, 1955, 1957, 1962, 1965, 2009, 2011  
 7 Kansas City, 1966-70, 1974, 2016
- Most Consecutive Seasons Leading League**  
 5 Kansas City, 1966-70  
 3 N.Y. Giants, 1937-39  
 2 By many teams

**Most Passes Intercepted, Season**

- 49 S.D. Chargers, 1961
- 42 Green Bay, 1943
- 41 N.Y. Giants, 1951

**Fewest Passes Intercepted By, Season**

- 2 San Francisco, 2018
- 3 Hou. Oilers, 1982
- Hou. Texans, 2020
- 4 Detroit, 2008

**Most Passes Intercepted By, Game**

- 9 Green Bay vs. Detroit, Oct. 24, 1943
- Philadelphia vs. Pittsburgh, Dec. 12, 1965
- 8 N.Y. Giants vs. Green Bay, Nov. 21, 1948
- Philadelphia vs. Chi. Cardinals, Sept. 24, 1950
- N.Y. Giants vs. N.Y. Yanks, Dec. 16, 1951
- Hou. Oilers vs. Denver, Dec. 2, 1962
- Detroit vs. Chi. Bears, Sept. 22, 1968
- N.Y. Jets vs. Bal. Colts, Sept. 23, 1973
- 7 By many teams. Last time:  
Cle. Browns vs. Detroit, Sept. 23, 2001

**Most Consecutive Games, One or More Interceptions By**

- 46 L.A./S.D. Chargers, 1960-63
- 37 Detroit, 1960-63
- 36 Bos. Yanks, 1944-47

**Most Yards Returning Interception, Season**

- 929 S.D. Chargers, 1961
- 712 L.A. Rams, 1952
- 700 Bal. Ravens, 2004

**Fewest Yards Returning Interceptions, Season**

- 5 L.A. Rams, 1959
- 10 Oak. Raiders, 2017
- 16 Detroit, 2008

**Most Yards Returning Interceptions, Game**

- 325 Seattle vs. Kansas City, Nov. 4, 1984
- 314 L.A. Rams vs. San Francisco, Oct. 18, 1964
- 245 Hou. Oilers vs. N.Y. Jets, Oct. 15, 1967

**Most Yards Returning Interceptions, Both Teams, Game**

- 356 Seattle (325) vs. Kansas City (31), Nov. 4, 1984
- 338 L.A. Rams (314) vs. San Francisco (24),  
Oct. 18, 1964
- 308 Dal. Cowboys (182) vs. L.A. Rams (126), Nov. 2, 1952

**Most Touchdowns, Returning Interceptions, Season**

- 9 S.D. Chargers, 1961
- 8 Seattle, 1998
- Chi. Bears, 2012
- 7 Seattle, 1984
- St.L. Rams, 1999

**Most Touchdowns Returning Interceptions, Game**

- 4 Seattle vs. Kansas City, Nov. 4, 1984
- 3 Bal. Colts vs. Green Bay, Nov. 5, 1950
- Cle. Browns vs. Chi. Bears, Dec. 11, 1960
- Philadelphia vs. Pittsburgh, Dec. 12, 1965
- Bal. Colts vs. Pittsburgh, Sept. 29, 1968
- Buffalo vs. N.Y. Jets, Sept. 29, 1968
- Hou. Oilers vs. S.D. Chargers, Dec. 19, 1971
- Cincinnati vs. Hou. Oilers, Dec. 17, 1972
- Tampa Bay vs. New Orleans, Dec. 11, 1977
- Minnesota vs. N.Y. Giants, Nov. 25, 2007
- 2 By many teams

**Most Touchdown Returning Interceptions, Both Teams, Game**

- 4 Philadelphia (3) vs. Pittsburgh (1), Dec. 12, 1965
  - Seattle (4) vs. Kansas City (0), Nov. 4, 1984
  - 3 L.A. Rams (2) vs. Detroit (1), Nov. 1, 1953
  - Cle. Browns (2) vs. N.Y. Giants (1), Dec. 18, 1960
  - Pittsburgh (2) vs. Cincinnati (1), Oct. 10, 1983
  - Kansas City (2) vs. S.D. Chargers (1), Oct. 19, 1986
  - Arizona (2) vs. St.L. Rams (1), Dec. 30, 2007
  - New Orleans (2) vs. Detroit (1), Oct. 15, 2017
  - San Francisco (2) vs. Tampa Bay (1), Sept. 8, 2019
- (Also see previous record)

**PUNT RETURNS****Fewest Opponents Punt Returns, Season**

- 7 Washington, 1962
- S.D. Chargers, 1982
- 9 L.A. Rams, 2021
- 10 Buffalo, 1982

**Most Opponents Punt Returns, Season**

- 71 Tampa Bay, 1976, 1977
- 69 N.Y. Giants, 1953
- Cle. Browns, 2000
- 68 Cle. Browns, 1974
- Cle. Browns, 1999

**Fewest Yards Allowed, Punt Returns, Season**

- 22 Green Bay, 1967
- 30 Buffalo, 1982
- 34 Washington, 1962

**Most Yards Allowed, Punt Returns, Season**

- 932 Green Bay, 1949
- 913 Bos. Yanks, 1947
- 906 New Orleans, 1974

**Lowest Avg. Allowed, Punt Returns, Season**

- 1.20 Chi. Cardinals, 1954
- 1.22 Cle. Browns, 1959
- 1.55 Chi. Cardinals, 1953

**Highest Average Allowed, Punt Returns, Season**

- 18.9 S.D. Chargers, 2010 (28-528)
- 18.6 Green Bay, 1949 (50-932)
- 18.0 Cle. Browns, 1977 (31-558)

**Most Touchdowns Allowed, Punt Returns, Season**

- 4 L.A. Rams, 1951
- N.Y. Giants, 1959
- Atlanta, 1992
- Minnesota, 2008
- 3 Green Bay, 1949
- Chi. Cardinals, 1951
- L.A. Rams, 1951, 1994
- Washington, 1952
- Dal. Texans, 1952
- Pittsburgh, 1959, 1993
- N.Y. Jets, 1968
- Cle. Browns, 1977
- Atlanta, 1986
- Tampa Bay, 1986
- Arizona, 2002
- Cincinnati, 2002
- Tennessee, 2002
- Carolina, 2011
- N.Y. Giants, 2013
- Washington, 2013
- Indianapolis, 2015
- Carolina, 2019
- 2 By many teams

**KICKOFF RETURNS****Fewest Opponents Kickoff Returns, Season**

- 5 Carolina, 2019
- Washington, 2023
- 6 Arizona, 2023
- 7 Carolina, 2020

**Most Opponents Kickoff Returns, Season**

- 93 Indianapolis, 2003
- 92 Indianapolis, 2004
- New England, 2007
- 91 Washington, 1983
- Minnesota, 2009

**Fewest Yards Allowed, Kickoff Returns, Season**

- 102 Carolina, 2019
- 123 N.Y. Jets, 2023
- 133 Arizona, 2023

**Most Yards Allowed, Kickoff Returns, Season**

- 2,194 St.L. Rams, 2001
- 2,115 St.L. Rams, 1999
- 2,060 Minnesota, 2009

**Lowest Average Allowed, Kickoff Returns, Season**

- 14.3 Cle. Browns, 1980
- 14.9 Indianapolis, 1993
- 15.0 Seattle, 1982

**Highest Average Allowed, Kickoff Returns, Season**

- 39.4 Denver, 2021 (14-551)
- 33.6 Tampa Bay, 2020 (14-471)
- 32.5 Oak. Raiders, 2014 (21-683)

**Most Touchdowns Allowed, Kickoff Returns, Season**

- 4 Minnesota, 1998
- Pittsburgh, 2009
- 3 Minnesota, 1963, 1970
- Dal. Cowboys, 1966
- Detroit, 1980
- Pittsburgh, 1986
- Buffalo, 1997
- Atlanta, 2000
- Arizona, 2005
- Indianapolis, 2007
- S.D. Chargers, 2010
- Jacksonville, 2021
- New England, 2022
- 2 By many teams

**FUMBLES**

**Fewest Opponents Fumbles, Season**

- 7 Tennessee, 2014
- Cincinnati, 2017
- 9 Arizona, 2023
- 10 San Francisco, 2015
- Oak. Raiders, 2018
- Las Vegas, 2020
- Carolina, 2023

**Most Opponents Fumbles, Season**

- 50 Minnesota, 1963
- San Francisco, 1978
- 48 N.Y. Giants, 1980
- N.Y. Jets, 1986
- 47 N.Y. Giants, 1977
- Seattle, 1984

**TURNOVERS**

*(Number of times losing the ball on interceptions and fumbles)*

**Fewest Opponents Turnovers, Season**

- 7 San Francisco, 2018
- 9 Hou. Texans, 2020
- Jacksonville, 2021
- 11 Bal. Colts, 1982
- Hou. Texans, 2013
- Dal. Cowboys, 2015
- Chi. Bears, 2016
- Carolina, 2023

**Most Opponent Turnovers, Season**

- 66 S.D. Chargers, 1961
- 63 Seattle, 1984
- 61 Washington, 1983

**Most Opponent Turnovers, Game**

- Chi. Bears vs. Detroit, Nov. 22, 1942 12
- Philadelphia vs. Chi. Cardinals, Sept. 24, 1950
- Philadelphia vs. Pittsburgh, Dec. 12, 1965
- 11 Green Bay vs. S.D. Chargers, Sept. 24, 1978
- 10 By 14 teams

## OUTSTANDING PERFORMERS

### 1,000 YARDS RUSHING IN A SEASON

Year	Player, Team	Att.	Yards	Avg.	Long	TD	
2023	Christian McCaffrey, San Francisco <sup>4</sup>	272	1,459	5.4	72	14	
	Derrick Henry, Tennessee <sup>5</sup>	280	1,167	4.2	69	12	
	Kyren Williams, L.A. Rams	228	1,144	5.0	56	12	
	James Cook, Buffalo	237	1,122	4.7	42	2	
	D'Andre Swift, Philadelphia	229	1,049	4.6	43	5	
	James Conner, Arizona	208	1,040	5.0	43	7	
	Najee Harris, Pittsburgh <sup>3</sup>	255	1,035	4.1	44	8	
	Joe Mixon, Cincinnati <sup>1</sup>	257	1,034	4.0	44	9	
	David Montgomery, Detroit <sup>6</sup>	219	1,015	4.6	75	13	
	Raheem Mostert, Miami	209	1,012	4.8	49	18	
	Travis Etienne, Jacksonville <sup>2</sup>	267	1,008	3.8	62	11	
	Tony Pollard, Dal. Cowboys <sup>2</sup>	252	1,005	4.0	31	6	
	2022	Josh Jacobs, Las Vegas <sup>3</sup>	340	1,653	4.9	86	12
		Derrick Henry, Tennessee <sup>4</sup>	349	1,538	4.4	56	13
		Nick Chubb, Cleveland <sup>1</sup>	302	1,525	5.0	41	12
Saquon Barkley, N.Y. Giants <sup>3</sup>		295	1,312	4.4	68	10	
Miles Sanders, Philadelphia		259	1,269	4.9	40	11	
Dalvin Cook, Minnesota <sup>4</sup>		264	1,173	4.4	81	8	
Justin Fields, Chicago		160	1,143	7.1	67	8	
Christian McCaffrey, Carolina-San Francisco <sup>3</sup>		244	1,139	4.7	49	8	
Travis Etienne, Jacksonville		220	1,125	5.1	62	5	
Aaron Jones, Green Bay <sup>2</sup>		213	1,121	5.3	36	2	
Jamaal Williams, Detroit		262	1,066	4.1	58	17	
*Kenneth Walker III, Seattle		228	1,050	4.6	74	9	
Rhamondre Stevenson, New England		210	1,040	5.0	49	5	
*Tyler Allgeier, Atlanta		210	1,035	4.9	44	3	
2021		Najee Harris, Pittsburgh <sup>2</sup>	272	1,034	3.8	36	7
	Tony Pollard, Dallas	193	1,007	5.2	57	9	
	Jonathan Taylor, Indianapolis <sup>2</sup>	332	1,811	5.5	83	18	
	Nick Chubb, Cle. Browns <sup>3</sup>	228	1,259	5.5	70	8	
	Joe Mixon, Cincinnati <sup>3</sup>	292	1,205	4.1	32	13	
	*Najee Harris, Pittsburgh	307	1,200	3.9	37	7	
	Dalvin Cook, Minnesota <sup>3</sup>	249	1,159	4.7	66	6	
	Antonio Gibson, Washington	258	1,037	4.0	27	7	
	Ezekiel Elliott, Dal. Cowboys <sup>4</sup>	237	1,002	4.2	47	10	
	2020	Derrick Henry, Tennessee <sup>3</sup>	378	2,027	5.4	94	17
		Dalvin Cook, Minnesota <sup>2</sup>	312	1,557	5.0	70	16
		*Jonathan Taylor, Indianapolis	232	1,169	5.0	62	11
		Aaron Jones, Green Bay <sup>2</sup>	201	1,104	5.5	77	9
		David Montgomery, Chi. Bears	247	1,070	4.3	80	8
		*James Robinson, Jacksonville	240	1,070	4.5	47	7
Nick Chubb, Cle. Browns <sup>3</sup>		190	1,067	5.6	59	12	
Josh Jacobs, Las Vegas <sup>2</sup>		273	1,065	3.9	28	12	
Lamar Jackson, Bal. Ravens <sup>2</sup>		159	1,005	6.3	50	7	
2019		Derrick Henry, Tennessee <sup>2</sup>	303	1,540	5.1	74	16
		Nick Chubb, Cle. Browns	298	1,494	5.0	88	8
		Christian McCaffrey, Carolina <sup>2</sup>	287	1,387	4.8	84	15
		Ezekiel Elliott, Dal. Cowboys <sup>3</sup>	301	1,357	4.5	33	12
		Chris Carson, Seattle <sup>2</sup>	278	1,230	4.4	59	7
		Lamar Jackson, Bal. Ravens	176	1,206	6.9	47	7
	Leonard Fournette, Jacksonville <sup>2</sup>	265	1,152	4.3	81	3	
	*Josh Jacobs, Oak. Raiders	242	1,150	4.8	51	7	
	Joe Mixon, Cincinnati <sup>1</sup>	278	1,137	4.1	41	5	
	Dalvin Cook, Minnesota	250	1,135	4.5	75	13	
	Marlon Mack, Indianapolis	247	1,091	4.4	63	8	
	Aaron Jones, Green Bay	236	1,084	4.6	56	16	
	Carlos Hyde, Hou. Texans	245	1,070	4.4	58	6	
	Mark Ingram, Bal. Ravens <sup>3</sup>	202	1,018	5.0	53	10	
	2018	Phillip Lindsay, Denver <sup>2</sup>	224	1,011	4.5	40	7
Saquon Barkley, N.Y. Giants <sup>2</sup>		217	1,003	4.6	68	6	
Ezekiel Elliott, Dal. Cowboys <sup>2</sup>		304	1,434	4.7	41	6	
*Saquon Barkley, N.Y. Giants		261	1,307	5.0	78	11	
Todd Gurley, L.A. Rams <sup>3</sup>		256	1,251	4.9	36	17	
Joe Mixon, Cincinnati		237	1,168	4.9	51	8	
Chris Carson, Seattle		247	1,151	4.7	61	9	
Christian McCaffrey, Carolina		219	1,098	5.0	59	7	
Derrick Henry, Tennessee		215	1,059	4.9	99	12	
Adrian Peterson, Washington <sup>6</sup>		251	1,042	4.2	90	7	
*Phillip Lindsay, Denver		192	1,037	5.4	65	9	
2017		*Kareem Hunt, Kansas City	272	1,327	4.9	69	8
		Todd Gurley, L.A. Rams <sup>2</sup>	279	1,305	4.7	57	13
		Le'Veon Bell, Pittsburgh <sup>2</sup>	321	1,291	4.0	27	9
		LeSean McCoy, Buffalo <sup>6</sup>	287	1,138	4.0	48	6

## OUTSTANDING PERFORMERS

Year	Player, Team	Att.	Yards	Avg.	Long	TD
	Mark Ingram, New Orleans <sup>2</sup> .....	230	1,124	4.9	72	12
	Jordan Howard, Chi. Bears <sup>2</sup> .....	276	1,122	4.1	53	9
	Melvin Gordon, L.A. Chargers .....	284	1,105	3.9	87	8
	*Leonard Fournette, Jacksonville .....	268	1,040	3.9	90	9
	C.J. Anderson, Denver .....	245	1,007	4.1	40	3
2016	*Ezekiel Elliot, Dal. Cowboys .....	322	1,631	5.1	60	15
	*Jordan Howard, Chi. Bears .....	252	1,313	5.2	69	6
	DeMarco Murray, Tennessee <sup>3</sup> .....	293	1,287	4.4	75	9
	Jay Ajayi, Miami .....	260	1,272	4.9	62	8
	Le'Veon Bell, Pittsburgh <sup>2</sup> .....	261	1,268	4.9	44	7
	LeSean McCoy, Buffalo <sup>5</sup> .....	234	1,267	5.4	75	13
	David Johnson, Arizona .....	293	1,239	4.2	58	16
	LeGarrette Blount, New England <sup>2</sup> .....	299	1,161	3.9	44	18
	Devonta Freeman, Atlanta <sup>2</sup> .....	227	1,079	4.8	75	11
	Lamar Miller, Hou. Texans <sup>2</sup> .....	268	1,073	4.0	45	5
	Mark Ingram, New Orleans .....	205	1,043	5.1	75	6
	Frank Gore, Indianapolis <sup>9</sup> .....	263	1,025	3.9	22	4
2015	Adrian Peterson, Minnesota <sup>2</sup> .....	327	1,485	4.5	80	11
	Doug Martin, Tampa Bay <sup>2</sup> .....	288	1,402	4.9	84	6
	*Todd Gurley, St.L. Rams .....	229	1,106	4.8	71	10
	Darren McFadden, Dal. Cowboys <sup>2</sup> .....	239	1,089	4.6	50	3
	Chris Ivory, N.Y. Jets .....	247	1,070	4.3	58	7
	Lataavius Murray, Oak. Raiders .....	266	1,066	4.0	54	6
	Devonta Freeman, Atlanta .....	265	1,056	4.0	39	11
2014	DeMarco Murray, Dal. Cowboys <sup>2</sup> .....	392	1,845	4.7	51	13
	Le'Veon Bell, Pittsburgh .....	290	1,361	4.7	81	8
	LeSean McCoy, Philadelphia <sup>4</sup> .....	312	1,319	4.2	53	5
	Marshawn Lynch, Seattle <sup>6</sup> .....	280	1,306	4.7	79	13
	Justin Forsett, Bal. Ravens .....	235	1,266	5.4	52	8
	Arian Foster, Hou. Texans <sup>4</sup> .....	260	1,246	4.8	51	8
	Eddie Lacy, Green Bay <sup>2</sup> .....	246	1,139	4.6	44	9
	*Jeremy Hill, Cincinnati .....	222	1,124	5.1	85	9
	Frank Gore, San Francisco <sup>8</sup> .....	255	1,106	4.3	52	4
	Lamar Miller, Miami .....	216	1,099	5.1	97	8
	Alfred Morris, Washington <sup>3</sup> .....	265	1,074	4.1	30	8
	Matt Forté, Chi. Bears <sup>5</sup> .....	266	1,038	3.9	32	6
	Jamaal Charles, Kansas City <sup>6</sup> .....	206	1,033	5.0	63	9
2013	LeSean McCoy, Philadelphia <sup>3</sup> .....	314	1,607	5.1	57	9
	Matt Forté, Chi. Bears <sup>4</sup> .....	289	1,339	4.6	55	9
	Jamaal Charles, Kansas City <sup>4</sup> .....	259	1,287	5.0	46	12
	Alfred Morris, Washington <sup>2</sup> .....	276	1,275	4.6	45	7
	Adrian Peterson, Minnesota <sup>2</sup> .....	279	1,266	4.5	78	10
	Marshawn Lynch, Seattle <sup>2</sup> .....	301	1,257	4.2	43	12
	Ryan Mathews, S.D. Chargers <sup>2</sup> .....	285	1,255	4.4	51	6
	*Eddie Lacy, Green Bay .....	284	1,178	4.1	60	11
	Frank Gore, San Francisco <sup>7</sup> .....	276	1,128	4.1	51	9
	DeMarco Murray, Dal. Cowboys .....	217	1,121	5.2	43	9
	Chris Johnson, Tennessee <sup>6</sup> .....	279	1,077	3.9	30	6
	Knowshon Moreno, Denver .....	241	1,038	4.3	31	10
	Reggie Bush, Detroit <sup>2</sup> .....	223	1,006	4.5	39	4
2012	Adrian Peterson, Minnesota <sup>2</sup> .....	348	2,097	6.0	82	12
	*Alfred Morris, Washington .....	335	1,613	4.8	39	13
	Marshawn Lynch, Seattle <sup>1</sup> .....	315	1,590	5.0	77	11
	Jamaal Charles, Kansas City <sup>3</sup> .....	285	1,509	5.3	91	5
	*Doug Martin, Tampa Bay .....	319	1,454	4.6	70	11
	Arian Foster, Hou. Texans <sup>2</sup> .....	351	1,424	4.1	46	15
	Stevan Ridley, New England .....	290	1,263	4.4	41	12
	C.J. Spiller, Buffalo .....	207	1,244	6.0	62	6
	Chris Johnson, Tennessee <sup>5</sup> .....	276	1,243	4.5	94	6
	Frank Gore, San Francisco <sup>6</sup> .....	258	1,214	4.7	37	8
	Ray Rice, Bal. Ravens <sup>4</sup> .....	257	1,143	4.4	46	9
	Matt Forté, Chi. Bears <sup>3</sup> .....	248	1,094	4.4	46	5
	BenJarvus Green-Ellis, Cincinnati <sup>2</sup> .....	278	1,094	3.9	48	6
	Shonn Greene, N.Y. Jets <sup>2</sup> .....	276	1,063	3.9	36	8
	Steven Jackson, St.L. Rams <sup>3</sup> .....	257	1,042	4.1	46	4
	Ahmad Bradshaw, N.Y. Giants <sup>2</sup> .....	221	1,015	4.6	37	6
2011	Maurice Jones-Drew, Jacksonville <sup>3</sup> .....	343	1,606	4.7	56	8
	Ray Rice, Bal. Ravens <sup>3</sup> .....	291	1,364	4.7	70	12
	Michael Turner, Atlanta <sup>3</sup> .....	301	1,340	4.5	81	11
	LeSean McCoy, Philadelphia <sup>2</sup> .....	273	1,309	4.8	60	17
	Arian Foster, Hou. Texans <sup>2</sup> .....	278	1,224	4.4	43	10
	Frank Gore, San Francisco <sup>5</sup> .....	282	1,211	4.3	55	8
	Marshawn Lynch, Seattle <sup>1</sup> .....	285	1,204	4.2	47	12
	Willis McGahee, Denver <sup>1</sup> .....	249	1,199	4.8	60	4

## OUTSTANDING PERFORMERS

Year	Player, Team	Att.	Yards	Avg.	Long	TD
	Steven Jackson, St.L. Rams <sup>7</sup>	260	1,145	4.4	47	5
	Ryan Mathews, S.D. Chargers	222	1,091	4.9	39	6
	Reggie Bush, Miami	216	1,086	5.0	76	6
	Cedric Benson, Cincinnati <sup>3</sup>	273	1,067	3.9	42	6
	Shonn Greene, N.Y. Jets	253	1,054	4.2	31	6
	Chris Johnson, Tennessee <sup>4</sup>	262	1,047	4.0	48	4
	Beanie Wells, Arizona	245	1,047	4.3	71	10
	Arian Foster, Hou. Texans	327	1,616	4.9	74	16
	Jamaal Charles, Kansas City <sup>2</sup>	230	1,467	6.4	80	5
	Michael Turner, Atlanta <sup>2</sup>	334	1,371	4.1	55	12
	Chris Johnson, Tennessee <sup>3</sup>	316	1,364	4.3	76	11
	Maurice Jones-Drew, Jacksonville <sup>2</sup>	299	1,324	4.4	37	5
	Adrian Peterson, Minnesota <sup>4</sup>	283	1,298	4.6	80	12
	Rashard Mendenhall, Pittsburgh <sup>2</sup>	324	1,273	3.9	50	13
	Steven Jackson, St.L. Rams <sup>9</sup>	330	1,241	3.8	42	6
	Ahmad Bradshaw, N.Y. Giants	276	1,235	4.5	48	8
	Ray Rice, Bal. Ravens <sup>2</sup>	307	1,220	4.0	50	5
	Peyton Hillis, Cle. Browns	270	1,177	4.4	48	11
	Darren McFadden, Oak. Raiders	223	1,157	5.2	57	7
	Cedric Benson, Cincinnati <sup>2</sup>	321	1,111	3.5	26	7
	LeSean McCoy, Philadelphia	207	1,080	5.2	62	7
	Matt Forte, Chi. Bears <sup>2</sup>	237	1,069	4.5	68	6
	BenJarvus Green-Ellis, New England	229	1,008	4.4	33	13
	*LeGarrette Blount, Tampa Bay	201	1,007	5.0	53	6
	Chris Johnson, Tennessee <sup>2</sup>	358	2,006	5.6	91	14
	Steven Jackson, St.L. Rams <sup>5</sup>	324	1,416	4.8	58	4
	Thomas Jones, N.Y. Jets <sup>2</sup>	331	1,402	4.2	71	14
	Maurice Jones-Drew, Jacksonville	312	1,391	4.5	80	15
	Adrian Peterson, Minnesota <sup>3</sup>	314	1,383	4.4	64	18
	Ray Rice, Bal. Ravens	254	1,339	5.3	59	7
	Ryan Grant, Green Bay <sup>2</sup>	282	1,253	4.4	62	11
	Cedric Benson, Cincinnati	301	1,251	4.2	42	6
	Jonathan Stewart, Carolina	221	1,133	5.1	67	10
	Ricky Williams, Miami <sup>6</sup>	241	1,121	4.6	68	11
	Jamaal Charles, Kansas City	190	1,120	5.9	76	7
	Frank Gore, San Francisco <sup>4</sup>	229	1,120	4.9	80	10
	DeAngelo Williams, Carolina <sup>2</sup>	216	1,117	5.2	77	7
	Rashard Mendenhall, Pittsburgh	242	1,108	4.6	60	7
	Fred Jackson, Buffalo	237	1,062	4.5	43	2
	Adrian Peterson, Minnesota <sup>2</sup>	363	1,760	4.9	67	10
	Michael Turner, Atlanta	376	1,699	4.5	70	17
	DeAngelo Williams, Carolina	273	1,515	5.6	69	18
	Clinton Portis, Washington <sup>6</sup>	342	1,487	4.4	31	9
	Thomas Jones, N.Y. Jets <sup>1</sup>	290	1,312	4.5	59	13
	*Steve Slaton, Hou. Texans	268	1,282	4.8	71	9
	*Matt Forte, Chi. Bears	316	1,238	3.9	50	8
	*Chris Johnson, Tennessee	251	1,228	4.9	66	9
	Ryan Grant, Green Bay	312	1,203	3.9	57	4
	LaDainian Tomlinson, S.D. Chargers <sup>8</sup>	292	1,110	3.8	45	11
	Brandon Jacobs, N.Y. Giants <sup>2</sup>	219	1,089	5.0	44	15
	Steven Jackson, St.L. Rams <sup>4</sup>	253	1,042	4.1	56	7
	Frank Gore, San Francisco <sup>3</sup>	240	1,036	4.3	41	6
	Marshawn Lynch, Buffalo <sup>2</sup>	250	1,036	4.1	50	8
	Derrick Ward, N.Y. Giants	182	1,025	5.6	51	2
	Jamal Lewis, Cle. Browns <sup>7</sup>	279	1,002	3.6	29	4
	LaDainian Tomlinson, S.D. Chargers <sup>1</sup>	315	1,474	4.7	49	15
	*Adrian Peterson, Minnesota	238	1,341	5.6	73	12
	Brian Westbrook, Philadelphia <sup>2</sup>	278	1,333	4.8	36	7
	Willie Parker, Pittsburgh <sup>3</sup>	321	1,316	4.1	32	2
	Jamal Lewis, Cle. Browns <sup>6</sup>	298	1,304	4.4	66	9
	Clinton Portis, Washington <sup>6</sup>	325	1,262	3.9	32	11
	Edgerrin James, Arizona	324	1,222	3.8	27	7
	Willis McGahee, Bal. Ravens <sup>3</sup>	294	1,207	4.1	46	7
	Fred Taylor, Jacksonville <sup>1</sup>	223	1,202	5.4	80	5
	Thomas Jones, N.Y. Jets <sup>3</sup>	310	1,119	3.6	36	1
	*Marshawn Lynch, Buffalo	280	1,115	4.0	56	7
	LenDale White, Tennessee	303	1,110	3.7	28	7
	Frank Gore, San Francisco <sup>2</sup>	260	1,102	4.2	43	5
	Joseph Addai, Indianapolis <sup>2</sup>	261	1,072	4.1	23	12
	Justin Fargas, Oak. Raiders	222	1,009	4.6	48	4
	Brandon Jacobs, N.Y. Giants	202	1,009	5.0	43	4
	Steven Jackson, St.L. Rams <sup>3</sup>	237	1,002	4.2	54	5
	LaDainian Tomlinson, S.D. Chargers <sup>6</sup>	348	1,815	5.2	85	28
	Larry Johnson, Kansas City <sup>2</sup>	416	1,789	4.3	47	17



## OUTSTANDING PERFORMERS

Year	Player, Team	Att.	Yards	Avg.	Long	TD
	Frank Gore, San Francisco	312	1,695	5.4	72	8
	Tiki Barber, N.Y. Giants	327	1,662	5.1	55	5
	Steven Jackson, St.L. Rams <sup>2</sup>	346	1,528	4.4	59	13
	Willie Parker, Pittsburgh <sup>2</sup>	337	1,494	4.4	76	13
	Rudi Johnson, Cincinnati <sup>3</sup>	341	1,309	3.8	22	12
	Brian Westbrook, Philadelphia	240	1,217	5.1	71	7
	Chester Taylor, Minnesota	303	1,216	4.0	95	6
	Travis Henry, Tennessee <sup>3</sup>	270	1,211	4.5	70	7
	Thomas Jones, Chi. Bears <sup>2</sup>	296	1,210	4.1	30	6
	Edgerrin James, Arizona <sup>4</sup>	337	1,159	3.4	18	6
	Ladell Betts, Washington	245	1,154	4.7	26	4
	Fred Taylor, Jacksonville <sup>5</sup>	231	1,146	5.0	76	5
	Warrick Dunn, Atlanta <sup>5</sup>	286	1,140	4.0	90	4
	Jamal Lewis, Bal. Ravens <sup>5</sup>	314	1,132	3.6	52	9
	Julius Jones, Dal. Cowboys	267	1,084	4.1	77	4
	*Joseph Addai, Indianapolis	226	1,081	4.8	41	7
	Ahman Green, Green Bay <sup>6</sup>	266	1,059	4.0	70	5
	Deuce McAllister, New Orleans <sup>4</sup>	244	1,057	4.3	57	10
	Michael Vick, Atlanta	123	1,039	8.5	51	2
	Tatum Bell, Denver	233	1,025	4.4	51	2
	Ronnie Brown, Miami	241	1,008	4.2	47	5
2005	Shaun Alexander, Seattle <sup>6</sup>	370	1,880	5.1	88	27
	Tiki Barber, N.Y. Giants <sup>5</sup>	357	1,860	5.2	95	9
	Larry Johnson, Kansas City	336	1,750	5.2	49	20
	Clinton Portis, Washington <sup>4</sup>	352	1,516	4.3	47	11
	Edgerrin James, Indianapolis <sup>5</sup>	360	1,506	4.2	33	13
	LaDainian Tomlinson, S.D. Chargers <sup>5</sup>	339	1,462	4.3	62	18
	Rudi Johnson, Cincinnati <sup>2</sup>	337	1,458	4.3	33	12
	Warrick Dunn, Atlanta <sup>4</sup>	280	1,416	5.1	65	3
	Thomas Jones, Chi. Bears	314	1,335	4.3	42	9
	Willis McGahee, Buffalo <sup>2</sup>	325	1,247	3.8	27	5
	Reuben Droughns, Cle. Browns <sup>2</sup>	309	1,232	4.0	75	2
	Willie Parker, Pittsburgh	255	1,202	4.7	80	4
	*Carnell Williams, Tampa Bay	290	1,178	4.1	71	6
	Steven Jackson, St.L. Rams	254	1,046	4.1	51	8
	LaMont Jordan, Oak. Raiders	272	1,025	3.8	26	9
	Mike Anderson, Denver <sup>2</sup>	239	1,014	4.2	44	12
2004	Curtis Martin, N.Y. Jets <sup>10</sup>	371	1,697	4.6	25	12
	Shaun Alexander, Seattle <sup>6</sup>	353	1,696	4.8	44	16
	Corey Dillon, New England <sup>7</sup>	345	1,635	4.7	44	12
	Edgerrin James, Indianapolis <sup>4</sup>	334	1,548	4.6	40	9
	Tiki Barber, N.Y. Giants <sup>5</sup>	322	1,518	4.7	72	13
	Rudi Johnson, Cincinnati	361	1,454	4.0	52	12
	LaDainian Tomlinson, S.D. Chargers <sup>4</sup>	339	1,335	3.9	42	17
	Clinton Portis, Washington <sup>3</sup>	343	1,315	3.8	64	5
	Reuben Droughns, Denver	275	1,240	4.5	51	6
	Fred Taylor, Jacksonville <sup>5</sup>	260	1,224	4.7	46	2
	Domanick Davis, Hou. Texans <sup>2</sup>	302	1,188	3.9	44	13
	Ahman Green, Green Bay <sup>5</sup>	259	1,163	4.5	90	7
	*Kevin Jones, Detroit	241	1,133	4.7	74	5
	Willis McGahee, Buffalo	284	1,128	4.0	41	13
	Warrick Dunn, Atlanta <sup>3</sup>	265	1,106	4.2	60	9
	Deuce McAllister, New Orleans <sup>3</sup>	269	1,074	4.0	71	9
	Chris Brown, Tennessee	220	1,067	4.9	52	6
	Jamal Lewis, Bal. Ravens <sup>5</sup>	235	1,006	4.3	75	7
2003	Jamal Lewis, Bal. Ravens <sup>5</sup>	387	2,066	5.3	82	14
	Ahman Green, Green Bay <sup>4</sup>	355	1,883	5.3	98	15
	LaDainian Tomlinson, S.D. Chargers <sup>3</sup>	313	1,645	5.3	73	13
	Deuce McAllister, New Orleans <sup>2</sup>	351	1,641	4.7	76	8
	Clinton Portis, Denver <sup>2</sup>	290	1,591	5.5	65	14
	Fred Taylor, Jacksonville <sup>4</sup>	345	1,572	4.6	62	6
	Stephen Davis, Carolina <sup>4</sup>	318	1,444	4.5	40	8
	Shaun Alexander, Seattle <sup>2</sup>	326	1,435	4.4	55	14
	Priest Holmes, Kansas City <sup>4</sup>	320	1,420	4.4	31	27
	Ricky Williams, Miami <sup>4</sup>	392	1,372	3.5	45	9
	Travis Henry, Buffalo <sup>2</sup>	331	1,356	4.1	64	10
	Curtis Martin, N.Y. Jets <sup>3</sup>	323	1,308	4.1	56	2
	Edgerrin James, Indianapolis <sup>3</sup>	310	1,259	4.1	43	11
	Tiki Barber, N.Y. Giants <sup>3</sup>	278	1,216	4.4	27	2
	*Domanick Davis, Hou. Texans	238	1,031	4.3	51	8
	Eddie George, Tennessee <sup>7</sup>	312	1,031	3.3	27	5
	Kevan Barlow, San Francisco	201	1,024	5.1	78	6
	Anthony Thomas, Chi. Bears <sup>2</sup>	244	1,024	4.2	67	6
2002	Ricky Williams, Miami <sup>8</sup>	383	1,853	4.8	63	16

## OUTSTANDING PERFORMERS

Year	Player, Team	Att.	Yards	Avg.	Long	TD
	LaDainian Tomlinson, S.D. Chargers <sup>2</sup>	372	1,683	4.5	76	14
	Priest Holmes, Kansas City <sup>2</sup>	313	1,615	5.2	56	21
	*Clinton Portis, Denver	273	1,508	5.5	59	15
	Travis Henry, Buffalo	325	1,438	4.4	34	13
	Deuce McAllister, New Orleans	325	1,388	4.3	62	13
	Tiki Barber, N.Y. Giants <sup>2</sup>	304	1,387	4.6	70	11
	Jamal Lewis, Bal. Ravens <sup>2</sup>	308	1,327	4.3	75	6
	Fred Taylor, Jacksonville <sup>3</sup>	287	1,314	4.6	63	8
	Corey Dillon, Cincinnati <sup>6</sup>	314	1,311	4.2	67	7
	Michael Bennett, Minnesota	255	1,296	5.1	85	5
	Ahman Green, Green Bay <sup>3</sup>	286	1,240	4.3	43	7
	Shaun Alexander, Seattle <sup>2</sup>	295	1,175	4.0	58	16
	Eddie George, Tennessee <sup>6</sup>	343	1,165	3.4	35	12
	Curtis Martin, N.Y. Jets <sup>2</sup>	261	1,094	4.2	35	7
	Duce Staley, Philadelphia <sup>3</sup>	269	1,029	3.8	57	5
	James Stewart, Detroit <sup>2</sup>	231	1,021	4.4	56	4
2001	Priest Holmes, Kansas City <sup>2</sup>	327	1,555	4.8	41	8
	Curtis Martin, N.Y. Jets <sup>2</sup>	333	1,513	4.5	47	10
	Stephen Davis, Washington <sup>3</sup>	356	1,432	4.0	32	5
	Ahman Green, Green Bay <sup>2</sup>	304	1,387	4.6	83	9
	Marshall Faulk, St.L. Rams <sup>2</sup>	260	1,382	5.3	71	12
	Shaun Alexander, Seattle	309	1,318	4.3	88	14
	Corey Dillon, Cincinnati <sup>5</sup>	340	1,315	3.9	96	10
	Ricky Williams, New Orleans <sup>2</sup>	313	1,245	4.0	46	6
	*LaDainian Tomlinson, S.D. Chargers	339	1,236	3.6	54	10
	Garrison Hearst, San Francisco <sup>4</sup>	252	1,206	4.8	43	4
	*Anthony Thomas, Chi. Bears	278	1,183	4.3	46	7
	Antowain Smith, New England <sup>2</sup>	287	1,157	4.0	44	12
	*Dominic Rhodes, Indianapolis	233	1,104	4.7	77	9
	Jerome Bettis, Pittsburgh <sup>1</sup>	225	1,072	4.8	48	4
	Emmitt Smith, Dal. Cowboys <sup>11</sup>	261	1,021	3.9	44	3
2000	Edgerrin James, Indianapolis <sup>2</sup>	387	1,709	4.4	30	13
	Robert Smith, Minnesota <sup>2</sup>	295	1,521	5.2	72	7
	Eddie George, Tennessee <sup>9</sup>	403	1,509	3.7	35	14
	*Mike Anderson, Denver	297	1,487	5.0	80	15
	Corey Dillon, Cincinnati <sup>4</sup>	315	1,435	4.6	80	7
	Fred Taylor, Jacksonville <sup>2</sup>	292	1,399	4.8	71	12
	*Jamal Lewis, Bal. Ravens	309	1,364	4.4	45	6
	Marshall Faulk, St.L. Rams <sup>9</sup>	253	1,359	5.4	36	18
	Jerome Bettis, Pittsburgh <sup>1</sup>	355	1,341	3.8	30	8
	Stephen Davis, Washington <sup>2</sup>	332	1,318	4.0	50	11
	Ricky Watters, Seattle <sup>7</sup>	278	1,242	4.5	55	7
	Curtis Martin, N.Y. Jets <sup>5</sup>	316	1,204	3.8	55	9
	Emmitt Smith, Dal. Cowboys <sup>10</sup>	294	1,203	4.1	52	9
	James Stewart, Detroit	339	1,184	3.5	34	10
	Ahman Green, Green Bay	263	1,175	4.5	39	10
	Charlie Garner, San Francisco <sup>2</sup>	258	1,142	4.4	42	7
	Lamar Smith, Miami	309	1,139	3.7	68	14
	Warrick Dunn, Tampa Bay <sup>2</sup>	248	1,133	4.6	70	8
	James Allen, Chi. Bears	290	1,120	3.9	29	2
	Tyrone Wheatley, Oak. Raiders	232	1,046	4.5	80	9
	Jamal Anderson, Atlanta <sup>4</sup>	282	1,024	3.6	42	6
	Tiki Barber, N.Y. Giants	213	1,006	4.7	78	8
	Ricky Williams, New Orleans	248	1,000	4.0	26	8
1999	*Edgerrin James, Indianapolis	369	1,553	4.2	72	13
	Curtis Martin, N.Y. Jets <sup>5</sup>	367	1,464	4.0	50	5
	Stephen Davis, Washington	290	1,405	4.8	76	17
	Emmitt Smith, Dal. Cowboys <sup>9</sup>	329	1,397	4.3	63	11
	Marshall Faulk, St.L. Rams <sup>5</sup>	253	1,381	5.5	58	7
	Eddie George, Tennessee <sup>4</sup>	320	1,304	4.1	40	9
	Duce Staley, Philadelphia <sup>2</sup>	325	1,273	3.9	29	4
	Charlie Garner, San Francisco	241	1,229	5.1	53	4
	Ricky Watters, Seattle <sup>9</sup>	325	1,210	3.7	45	5
	Corey Dillon, Cincinnati <sup>3</sup>	263	1,200	4.6	50	5
	*Olandis Gary, Denver	276	1,159	4.2	71	7
	Jerome Bettis, Pittsburgh <sup>2</sup>	299	1,091	3.7	35	7
	Dorsey Levens, Green Bay <sup>2</sup>	279	1,034	3.7	36	9
	Robert Smith, Minnesota <sup>3</sup>	221	1,015	4.6	70	2
1998	Terrell Davis, Denver <sup>4</sup>	392	2,008	5.1	70	21
	Jamal Anderson, Atlanta <sup>3</sup>	410	1,846	4.5	48	14
	Garrison Hearst, San Francisco <sup>3</sup>	310	1,570	5.1	96	7
	Barry Sanders, Detroit <sup>10</sup>	343	1,491	4.3	73	4
	Emmitt Smith, Dal. Cowboys <sup>8</sup>	319	1,332	4.2	32	13

## OUTSTANDING PERFORMERS

Year	Player, Team	Att.	Yards	Avg.	Long	TD
	Marshall Faulk, Indianapolis <sup>1</sup>	324	1,319	4.1	68	6
	Eddie George, Tennessee <sup>2</sup>	348	1,294	3.7	37	5
	Curtis Martin, N.Y. Jets <sup>3</sup>	369	1,287	3.5	60	8
	Ricky Watters, Seattle <sup>5</sup>	319	1,239	3.9	39	9
	*Fred Taylor, Jacksonville	264	1,223	4.6	77	14
	Robert Smith, Minnesota <sup>2</sup>	249	1,187	4.8	74	6
	Jerome Bettis, Pittsburgh <sup>2</sup>	316	1,185	3.8	42	3
	Corey Dillon, Cincinnati <sup>2</sup>	262	1,130	4.3	66	4
	Antowain Smith, Buffalo	300	1,124	3.7	30	8
	*Robert Edwards, New England	291	1,115	3.8	53	9
	Duce Staley, Philadelphia	258	1,065	4.1	64	5
	Gary Brown, N.Y. Giants <sup>2</sup>	247	1,063	4.3	45	5
	Adrian Murrell, Arizona <sup>3</sup>	274	1,042	3.8	32	8
	Warrick Dunn, Tampa Bay	245	1,026	4.2	50	2
	Priest Holmes, Bal. Ravens	233	1,008	4.3	56	7
1997	Barry Sanders, Detroit <sup>6</sup>	335	2,053	6.1	82	11
	Terrell Davis, Denver <sup>2</sup>	369	1,750	4.7	50	15
	Jerome Bettis, Pittsburgh <sup>1</sup>	375	1,665	4.4	34	7
	Dorsey Levens, Green Bay	329	1,435	4.4	52	7
	Eddie George, Tennessee <sup>2</sup>	357	1,399	3.9	30	6
	Napoleon Kaufman, Oak. Raiders	272	1,294	4.8	83	6
	Robert Smith, Minnesota	232	1,266	5.5	78	6
	Curtis Martin, New England <sup>3</sup>	274	1,160	4.2	70	4
	*Corey Dillon, Cincinnati	233	1,129	4.8	71	10
	Ricky Watters, Philadelphia <sup>1</sup>	285	1,110	3.9	28	7
	Adrian Murrell, N.Y. Jets <sup>2</sup>	300	1,086	3.6	43	7
	Emmitt Smith, Dal. Cowboys <sup>7</sup>	261	1,074	4.1	44	4
	Marshall Faulk, Indianapolis <sup>3</sup>	264	1,054	4.0	45	7
	Raymont Harris, Chi. Bears	275	1,033	3.8	68	10
	Garrison Hearst, San Francisco <sup>2</sup>	234	1,019	4.4	51	4
	Jamal Anderson, Atlanta <sup>2</sup>	290	1,002	3.5	39	7
1996	Barry Sanders, Detroit <sup>6</sup>	307	1,553	5.1	54	11
	Terrell Davis, Denver <sup>2</sup>	345	1,538	4.5	71	13
	Jerome Bettis, Pittsburgh <sup>2</sup>	320	1,431	4.5	50	11
	Ricky Watters, Philadelphia <sup>3</sup>	353	1,411	4.0	56	13
	*Eddie George, Hou. Oilers	335	1,368	4.1	76	8
	Terry Allen, Washington <sup>1</sup>	347	1,353	3.9	49	21
	Adrian Murrell, N.Y. Jets	301	1,249	4.1	78	6
	Emmitt Smith, Dal. Cowboys <sup>6</sup>	327	1,204	3.7	42	12
	Curtis Martin, New England <sup>2</sup>	316	1,152	3.6	57	14
	Anthony Johnson, Carolina	300	1,120	3.7	29	6
	*Karim Abdul-Jabbar, Miami	307	1,116	3.6	29	11
	Jamal Anderson, Atlanta	232	1,055	4.5	32	5
	Thurman Thomas, Buffalo <sup>1</sup>	281	1,033	3.7	36	8
1995	Emmitt Smith, Dal. Cowboys <sup>5</sup>	377	1,773	4.7	60	25
	Barry Sanders, Detroit <sup>1</sup>	314	1,500	4.8	75	11
	*Curtis Martin, New England	368	1,487	4.0	49	14
	Chris Warren, Seattle <sup>1</sup>	310	1,346	4.3	52	15
	Terry Allen, Washington <sup>3</sup>	338	1,309	3.9	28	10
	Ricky Watters, Philadelphia <sup>2</sup>	337	1,273	3.8	57	11
	Errict Rhett, Tampa Bay <sup>2</sup>	332	1,207	3.6	21	11
	Rodney Hampton, N.Y. Giants <sup>4</sup>	306	1,182	3.9	32	10
	*Terrell Davis, Denver	237	1,117	4.7	60	7
	Harvey Williams, Oak. Raiders	255	1,114	4.4	60	9
	Craig Heyward, Atlanta	236	1,083	4.6	31	6
	Marshall Faulk, Indianapolis <sup>2</sup>	289	1,078	3.7	40	11
	*Rashaan Salaam, Chi. Bears	296	1,074	3.6	42	10
	Garrison Hearst, Arizona	284	1,070	3.8	38	1
	Edgar Bennett, Green Bay	316	1,067	3.4	23	3
	Thurman Thomas, Buffalo <sup>7</sup>	267	1,005	3.8	49	6
1994	Barry Sanders, Detroit <sup>6</sup>	331	1,883	5.7	85	7
	Chris Warren, Seattle <sup>3</sup>	333	1,545	4.6	41	9
	Emmitt Smith, Dal. Cowboys <sup>4</sup>	368	1,484	4.0	46	21
	Natrone Means, S.D. Chargers	343	1,350	3.9	25	12
	*Marshall Faulk, Indianapolis	314	1,282	4.1	52	11
	Thurman Thomas, Buffalo <sup>6</sup>	287	1,093	3.8	29	7
	Rodney Hampton, N.Y. Giants <sup>1</sup>	327	1,075	3.3	27	6
	Terry Allen, Minnesota <sup>2</sup>	255	1,031	4.0	45	8
	Jerome Bettis, L.A. Rams <sup>2</sup>	319	1,025	3.2	19	3
	*Errict Rhett, Tampa Bay	284	1,011	3.6	27	7
1993	Emmitt Smith, Dal. Cowboys <sup>3</sup>	283	1,486	5.3	62	9
	*Jerome Bettis, L.A. Rams	294	1,429	4.9	71	7
	Thurman Thomas, Buffalo <sup>5</sup>	355	1,315	3.7	27	6

## OUTSTANDING PERFORMERS

Year	Player, Team	Att.	Yards	Avg.	Long	TD
	Eric Pegram, Atlanta	292	1,185	4.1	29	3
	Barry Sanders, Detroit <sup>1</sup>	243	1,115	4.6	42	3
	Leonard Russell, New England	300	1,088	3.6	21	7
	Rodney Hampton, N.Y. Giants <sup>3</sup>	292	1,077	3.7	20	5
	Chris Warren, Seattle <sup>2</sup>	273	1,072	3.9	45	7
	*Reggie Brooks, Washington	223	1,063	4.8	85	3
	*Ron Moore, Phoenix	263	1,018	3.9	20	9
	Gary Brown, Hou. Oilers	195	1,002	5.1	26	6
1992	Emmitt Smith, Dal. Cowboys <sup>2</sup>	373	1,713	4.6	68	18
	Barry Foster, Pittsburgh	390	1,690	4.3	69	11
	Thurman Thomas, Buffalo <sup>4</sup>	312	1,487	4.8	44	9
	Barry Sanders, Detroit <sup>1</sup>	312	1,352	4.3	55	9
	Lorenzo White, Hou. Oilers	265	1,226	4.6	44	7
	Terry Allen, Minnesota	266	1,201	4.5	51	13
	Reggie Cobb, Tampa Bay	310	1,171	3.8	25	9
	Harold Green, Cincinnati	265	1,170	4.4	53	2
	Rodney Hampton, N.Y. Giants <sup>2</sup>	257	1,141	4.4	63	14
	Cleveland Gary, L.A. Rams	279	1,125	4.0	63	7
	Herschel Walker, Philadelphia <sup>5</sup>	267	1,070	4.0	38	8
	Chris Warren, Seattle	223	1,017	4.6	52	3
	Ricky Watters, San Francisco	206	1,013	4.9	43	9
1991	Emmitt Smith, Dal. Cowboys	365	1,563	4.3	75	12
	Barry Sanders, Detroit <sup>1</sup>	342	1,548	4.5	69	16
	Thurman Thomas, Buffalo <sup>3</sup>	288	1,407	4.9	33	7
	Rodney Hampton, N.Y. Giants	256	1,059	4.1	44	10
	Earnest Byner, Washington <sup>2</sup>	274	1,048	3.8	32	5
	Gaston Green, Denver	261	1,037	4.0	63	4
	Christian Okoye, Kansas City <sup>2</sup>	225	1,031	4.6	48	9
1990	Barry Sanders, Detroit <sup>1</sup>	255	1,304	5.1	45	13
	Thurman Thomas, Buffalo <sup>2</sup>	271	1,297	4.8	80	11
	Marion Butts, S.D. Chargers	265	1,225	4.6	52	8
	Earnest Byner, Washington <sup>2</sup>	297	1,219	4.1	22	6
	Bobby Humphrey, Denver <sup>2</sup>	288	1,202	4.2	37	7
	Neal Anderson, Chi. Bears <sup>2</sup>	260	1,078	4.1	52	10
	Barry Word, Kansas City	204	1,015	5.0	53	4
	James Brooks, Cincinnati <sup>3</sup>	195	1,004	5.1	56	5
1989	Christian Okoye, Kansas City	370	1,480	4.0	59	12
	*Barry Sanders, Detroit	280	1,470	5.3	34	14
	Eric Dickerson, Indianapolis <sup>1</sup>	314	1,311	4.2	21	7
	Neal Anderson, Chi. Bears <sup>2</sup>	274	1,275	4.7	73	11
	Dalton Hilliard, New Orleans	344	1,262	3.7	40	13
	Thurman Thomas, Buffalo	298	1,244	4.2	38	6
	James Brooks, Cincinnati <sup>2</sup>	221	1,239	5.6	65	7
	*Bobby Humphrey, Denver	294	1,151	3.9	40	7
	Greg Bell, L.A. Rams <sup>3</sup>	272	1,137	4.2	47	15
	Roger Craig, San Francisco <sup>3</sup>	271	1,054	3.9	27	6
	Ottis Anderson, N.Y. Giants <sup>3</sup>	325	1,023	3.1	36	14
1988	Eric Dickerson, Indianapolis <sup>1</sup>	388	1,659	4.3	41	14
	Herschel Walker, Dal. Cowboys	361	1,514	4.2	38	5
	Roger Craig, San Francisco <sup>2</sup>	310	1,502	4.8	46	9
	Greg Bell, L.A. Rams <sup>2</sup>	288	1,212	4.2	44	16
	*John Stephens, New England	297	1,168	3.9	52	4
	Gary Anderson, S.D. Chargers	225	1,119	5.0	36	3
	Neal Anderson, Chi. Bears	249	1,106	4.4	80	12
	Joe Morris, N.Y. Giants <sup>3</sup>	307	1,083	3.5	27	5
	*Ickey Woods, Cincinnati	203	1,066	5.3	56	15
	Curt Warner, Seattle <sup>1</sup>	266	1,025	3.9	29	10
	John Settle, Atlanta	232	1,024	4.4	62	7
	Mike Rozier, Hou. Oilers	251	1,002	4.0	28	10
1987	Charles White, L.A. Rams	324	1,374	4.2	58	11
	Eric Dickerson, L.A. Rams-Indianapolis <sup>4</sup>	283	1,288	4.6	57	6
1986	Eric Dickerson, L.A. Rams <sup>4</sup>	404	1,821	4.5	42	11
	Joe Morris, N.Y. Giants <sup>2</sup>	341	1,516	4.4	54	14
	Curt Warner, Seattle <sup>2</sup>	319	1,481	4.6	60	13
	*Rueben Mayes, New Orleans	286	1,353	4.7	50	8
	Walter Payton, Chi. Bears <sup>10</sup>	321	1,333	4.2	41	8
	Gerald Riggs, Atlanta <sup>3</sup>	343	1,327	3.9	31	9
	George Rogers, Washington <sup>4</sup>	303	1,203	4.0	42	18
	James Brooks, Cincinnati	205	1,087	5.3	56	5
1985	Marcus Allen, L.A. Raiders <sup>5</sup>	390	1,759	4.6	61	11
	Gerald Riggs, Atlanta <sup>2</sup>	397	1,719	4.3	50	10
	Walter Payton, Chi. Bears <sup>9</sup>	324	1,551	4.8	40	9
	Joe Morris, N.Y. Giants	294	1,336	4.5	65	21

## OUTSTANDING PERFORMERS

Year	Player, Team	Att.	Yards	Avg.	Long	TD
	Freeman McNeil, N.Y. Jets <sup>2</sup> .....	294	1,331	4.5	69	3
	Tony Dorsett, Dal. Cowboys <sup>2</sup> .....	305	1,307	4.3	60	7
	James Wilder, Tampa Bay <sup>2</sup> .....	365	1,300	3.6	28	10
	Eric Dickerson, L.A. Rams <sup>3</sup> .....	292	1,234	4.2	43	12
	Craig James, New England.....	263	1,227	4.7	65	5
	Kevin Mack, Cle. Browns.....	222	1,104	5.0	61	7
	Curt Warner, Seattle <sup>2</sup> .....	291	1,094	3.8	38	8
	George Rogers, Washington <sup>3</sup> .....	231	1,093	4.7	35	7
	Roger Craig, San Francisco.....	214	1,050	4.9	62	9
	Earnest Jackson, Philadelphia <sup>2</sup> .....	282	1,028	3.6	59	5
	Stump Mitchell, St.L. Cardinals.....	183	1,006	5.5	64	7
	Earnest Byner, Cle. Browns.....	244	1,002	4.1	36	8
1984	Eric Dickerson, L.A. Rams <sup>2</sup> .....	379	2,105	5.6	66	14
	Walter Payton, Chi. Bears <sup>2</sup> .....	381	1,684	4.4	72	11
	James Wilder, Tampa Bay.....	407	1,544	3.8	37	13
	Gerald Riggs, Atlanta.....	353	1,486	4.2	57	13
	Wendell Tyler, San Francisco <sup>3</sup> .....	246	1,262	5.1	40	7
	John Riggins, Washington <sup>2</sup> .....	327	1,239	3.8	24	14
	Tony Dorsett, Dal. Cowboys <sup>2</sup> .....	302	1,189	3.9	31	6
	Earnest Jackson, S.D. Chargers.....	296	1,179	4.0	32	8
	Ottis Anderson, St.L. Cardinals <sup>5</sup> .....	289	1,174	4.1	24	6
	Marcus Allen, L.A. Raiders <sup>2</sup> .....	275	1,168	4.2	52	13
	Sammy Winder, Denver.....	296	1,153	3.9	24	4
	*Greg Bell, Buffalo.....	262	1,100	4.2	85	7
	Freeman McNeil, N.Y. Jets.....	229	1,070	4.7	53	5
1983	*Eric Dickerson, L.A. Rams.....	390	1,808	4.6	85	18
	William Andrews, Atlanta <sup>4</sup> .....	331	1,567	4.7	27	7
	*Curt Warner, Seattle.....	335	1,449	4.3	60	13
	Walter Payton, Chi. Bears <sup>7</sup> .....	314	1,421	4.5	49	6
	John Riggins, Washington <sup>4</sup> .....	375	1,347	3.6	44	24
	Tony Dorsett, Dal. Cowboys <sup>5</sup> .....	289	1,321	4.6	77	8
	Earl Campbell, Hou. Oilers <sup>5</sup> .....	322	1,301	4.0	42	12
	Ottis Anderson, St.L. Cardinals <sup>4</sup> .....	296	1,270	4.3	43	5
	Mike Pruitt, Cle. Browns <sup>2</sup> .....	293	1,184	4.0	27	10
	George Rogers, New Orleans <sup>2</sup> .....	256	1,144	4.5	76	5
	Joe Cribbs, Buffalo <sup>2</sup> .....	263	1,131	4.3	45	3
	Curtis Dickey, Bal. Colts.....	254	1,122	4.4	56	4
	Tony Collins, New England.....	219	1,049	4.8	50	10
	Billy Sims, Detroit <sup>3</sup> .....	220	1,040	4.7	41	7
	Marcus Allen, L.A. Raiders.....	266	1,014	3.8	19	9
	Franco Harris, Pittsburgh <sup>9</sup> .....	279	1,007	3.6	19	5
1981	*George Rogers, New Orleans.....	378	1,674	4.4	79	13
	Tony Dorsett, Dal. Cowboys <sup>3</sup> .....	342	1,646	4.8	75	4
	Billy Sims, Detroit <sup>2</sup> .....	296	1,437	4.9	51	13
	Wilbert Montgomery, Philadelphia <sup>3</sup> .....	286	1,402	4.9	41	8
	Ottis Anderson, St.L. Cardinals <sup>3</sup> .....	328	1,376	4.2	28	9
	Earl Campbell, Hou. Oilers <sup>4</sup> .....	361	1,376	3.8	43	10
	William Andrews, Atlanta <sup>3</sup> .....	289	1,301	4.5	29	10
	Walter Payton, Chi. Bears <sup>3</sup> .....	339	1,222	3.6	39	6
	Chuck Muncie, S.D. Chargers <sup>2</sup> .....	251	1,144	4.6	73	19
	*Joe Delaney, Kansas City.....	234	1,121	4.8	82	3
	Mike Pruitt, Cle. Browns <sup>3</sup> .....	247	1,103	4.5	21	7
	Joe Cribbs, Buffalo <sup>2</sup> .....	257	1,097	4.3	35	3
	Pete Johnson, Cincinnati.....	274	1,077	3.9	39	12
	Wendell Tyler, L.A. Rams <sup>2</sup> .....	260	1,074	4.1	69	12
	Ted Brown, Minnesota.....	274	1,063	3.9	34	6
1980	Earl Campbell, Hou. Oilers <sup>3</sup> .....	373	1,934	5.2	55	13
	Walter Payton, Chi. Bears <sup>2</sup> .....	317	1,460	4.6	69	6
	Ottis Anderson, St.L. Cardinals <sup>2</sup> .....	301	1,352	4.5	52	9
	William Andrews, Atlanta <sup>2</sup> .....	265	1,308	4.9	33	4
	*Billy Sims, Detroit.....	313	1,303	4.2	52	13
	Tony Dorsett, Dal. Cowboys <sup>4</sup> .....	278	1,185	4.3	56	11
	*Joe Cribbs, Buffalo.....	306	1,185	3.9	48	11
	Mike Pruitt, Cle. Browns <sup>2</sup> .....	249	1,034	4.2	56	6
1979	Earl Campbell, Hou. Oilers <sup>2</sup> .....	368	1,697	4.6	61	19
	Walter Payton, Chi. Bears <sup>1</sup> .....	369	1,610	4.4	43	14
	*Ottis Anderson, St.L. Cardinals.....	331	1,605	4.8	76	8
	Wilbert Montgomery, Philadelphia <sup>2</sup> .....	338	1,512	4.5	62	9
	Mike Pruitt, Cle. Browns.....	264	1,294	4.9	77	9
	Ricky Bell, Tampa Bay.....	283	1,263	4.5	49	7
	Chuck Muncie, New Orleans.....	238	1,198	5.0	69	11
	Franco Harris, Pittsburgh <sup>7</sup> .....	267	1,186	4.4	71	11
	John Riggins, Washington <sup>3</sup> .....	260	1,153	4.4	66	9
	Wendell Tyler, L.A. Rams.....	218	1,109	5.1	63	9

## OUTSTANDING PERFORMERS

Year	Player, Team	Att.	Yards	Avg.	Long	TD
	Tony Dorsett, Dal. Cowboys <sup>3</sup>	250	1,107	4.4	41	6
	*William Andrews, Atlanta	239	1,023	4.3	23	3
1978	*Earl Campbell, Hou. Oilers	302	1,450	4.8	81	13
	Walter Payton, Chi. Bears <sup>3</sup>	333	1,395	4.2	76	11
	Tony Dorsett, Dal. Cowboys <sup>2</sup>	290	1,325	4.6	63	7
	Delvin Williams, Miami <sup>2</sup>	272	1,258	4.6	58	8
	Wilbert Montgomery, Philadelphia	259	1,220	4.7	47	9
	Terrell Middleton, Green Bay	284	1,116	3.9	76	11
	Franco Harris, Pittsburgh <sup>4</sup>	310	1,082	3.5	37	8
	Mark van Eeghen, Oak. Raiders <sup>3</sup>	270	1,080	4.0	34	9
	*Terry Miller, Buffalo	238	1,060	4.5	60	7
	Tony Reed, Kansas City	206	1,053	5.1	62	5
	John Riggins, Washington <sup>2</sup>	248	1,014	4.1	31	5
1977	Walter Payton, Chi. Bears <sup>2</sup>	339	1,852	5.5	73	14
	Mark van Eeghen, Oak. Raiders <sup>2</sup>	324	1,273	3.9	27	7
	Lawrence McCutcheon, L.A. Rams <sup>4</sup>	294	1,238	4.2	48	7
	Franco Harris, Pittsburgh <sup>2</sup>	300	1,162	3.9	61	11
	Lydell Mitchell, Bal. Colts <sup>3</sup>	301	1,159	3.9	64	3
	Chuck Foreman, Minnesota <sup>2</sup>	270	1,112	4.1	51	6
	Greg Pruitt, Cle. Browns <sup>3</sup>	236	1,086	4.6	78	3
	Sam Cunningham, New England	270	1,015	3.8	31	4
	*Tony Dorsett, Dal. Cowboys	208	1,007	4.8	84	12
1976	O.J. Simpson, Buffalo <sup>5</sup>	290	1,503	5.2	75	8
	Walter Payton, Chi. Bears	311	1,390	4.5	60	13
	Delvin Williams, San Francisco	248	1,203	4.9	80	7
	Lydell Mitchell, Bal. Colts <sup>2</sup>	289	1,200	4.2	43	5
	Lawrence McCutcheon, L.A. Rams <sup>3</sup>	291	1,168	4.0	40	9
	Chuck Foreman, Minnesota <sup>2</sup>	278	1,155	4.2	46	13
	Franco Harris, Pittsburgh <sup>4</sup>	289	1,128	3.9	30	14
	Mike Thomas, Washington	254	1,101	4.3	28	5
	Rocky Bleier, Pittsburgh	220	1,036	4.7	28	5
	Mark van Eeghen, Oak. Raiders	233	1,012	4.3	21	3
	Otis Armstrong, Denver <sup>2</sup>	247	1,008	4.1	31	5
	Greg Pruitt, Cle. Browns <sup>2</sup>	209	1,000	4.8	64	4
1975	O.J. Simpson, Buffalo <sup>4</sup>	329	1,817	5.5	88	16
	Franco Harris, Pittsburgh <sup>3</sup>	262	1,246	4.8	36	10
	Lydell Mitchell, Bal. Colts	289	1,193	4.1	70	11
	Jim Otis, St.L. Cardinals	269	1,076	4.0	30	5
	Chuck Foreman, Minnesota	280	1,070	3.8	31	13
	Greg Pruitt, Cle. Browns	217	1,067	4.9	50	8
	John Riggins, N.Y. Jets	238	1,005	4.2	42	8
	Dave Hampton, Atlanta	250	1,002	4.0	22	5
1974	Otis Armstrong, Denver	263	1,407	5.3	43	9
	*Don Woods, S.D. Chargers	227	1,162	5.1	56	7
	O.J. Simpson, Buffalo <sup>3</sup>	270	1,125	4.2	41	3
	Lawrence McCutcheon, L.A. Rams <sup>2</sup>	236	1,109	4.7	23	3
	Franco Harris, Pittsburgh <sup>2</sup>	208	1,006	4.8	54	5
1973	O.J. Simpson, Buffalo <sup>2</sup>	332	2,003	6.0	80	12
	John Brockington, Green Bay <sup>3</sup>	265	1,144	4.3	53	3
	Calvin Hill, Dal. Cowboys <sup>2</sup>	273	1,142	4.2	21	6
	Lawrence McCutcheon, L.A. Rams	210	1,097	5.2	37	2
	Larry Csonka, Miami <sup>3</sup>	219	1,003	4.6	25	5
1972	O.J. Simpson, Buffalo	292	1,251	4.3	94	6
	Larry Brown, Washington <sup>2</sup>	285	1,216	4.3	38	8
	Ron Johnson, N.Y. Giants <sup>2</sup>	298	1,182	4.0	35	9
	Larry Csonka, Miami <sup>2</sup>	213	1,117	5.2	45	6
	Marv Hubbard, Oak. Raiders	219	1,100	5.0	39	4
	*Franco Harris, Pittsburgh	188	1,055	5.6	75	10
	Calvin Hill, Dal. Cowboy	245	1,036	4.2	26	6
	Mike Garrett, S.D. Chargers <sup>2</sup>	272	1,031	3.8	41	6
	John Brockington, Green Bay <sup>2</sup>	274	1,027	3.7	30	8
	Eugene (Mercury) Morris, Miami	190	1,000	5.3	33	12
1971	Floyd Little, Denver	284	1,133	4.0	40	6
	*John Brockington, Green Bay	216	1,105	5.1	52	4
	Larry Csonka, Miami	195	1,051	5.4	28	7
	Steve Owens, Detroit	246	1,035	4.2	23	8
	Willie Ellison, L.A. Rams	211	1,000	4.7	80	4
1970	Larry Brown, Washington	237	1,125	4.7	75	5
	Ron Johnson, N.Y. Giants	263	1,027	3.9	68	8
1969	Gale Sayers, Chi. Bears <sup>2</sup>	236	1,032	4.4	28	8
1968	Leroy Kelly, Cle. Browns <sup>3</sup>	248	1,239	5.0	65	16
	*Paul Robinson, Cincinnati	238	1,023	4.3	87	8
1967	Jim Nance, Bos. Patriots <sup>2</sup>	269	1,216	4.5	53	7

## OUTSTANDING PERFORMERS

Year	Player, Team	Att.	Yards	Avg.	Long	TD
	Leroy Kelly, Cle. Browns <sup>2</sup> .....	235	1,205	5.1	42	11
	Hoyle Granger, Hou. Oilers.....	236	1,194	5.1	67	6
	Mike Garrett, Kansas City.....	236	1,087	4.6	58	9
1966	Jim Nance, Bos. Patriots.....	299	1,458	4.9	65	11
	Gale Sayers, Chi. Bears.....	229	1,231	5.4	58	8
	Leroy Kelly, Cle. Browns.....	209	1,141	5.5	70	15
	Dick Bass, L.A. Rams <sup>2</sup> .....	248	1,090	4.4	50	8
1965	Jim Brown, Cle. Browns <sup>7</sup> .....	289	1,544	5.3	67	17
	Paul Lowe, S.D. Chargers <sup>2</sup> .....	222	1,121	5.0	59	7
1964	Jim Brown, Cle. Browns <sup>6</sup> .....	280	1,446	5.2	71	7
	Jim Taylor, Green Bay <sup>6</sup> .....	235	1,169	5.0	84	12
	John Henry Johnson, Pittsburgh <sup>2</sup> .....	235	1,048	4.5	45	7
1963	Jim Brown, Cle. Browns <sup>5</sup> .....	291	1,863	6.4	80	12
	Clem Daniels, Oak. Raiders.....	215	1,099	5.1	74	3
	Jim Taylor, Green Bay <sup>4</sup> .....	248	1,018	4.1	40	9
	Paul Lowe, S.D. Chargers.....	177	1,010	5.7	66	8
1962	Jim Taylor, Green Bay <sup>3</sup> .....	272	1,474	5.4	51	19
	John Henry Johnson, Pittsburgh.....	251	1,141	4.5	40	7
	Cookie Gilchrist, Buffalo.....	214	1,096	5.1	44	13
	Abner Haynes, Dal. Texans.....	221	1,049	4.7	71	13
	Dick Bass, L.A. Rams.....	196	1,033	5.3	57	6
	Charlie Tolar, Hou. Oilers.....	244	1,012	4.1	25	7
1961	Jim Brown, Cle. Browns <sup>4</sup> .....	305	1,408	4.6	38	8
	Jim Taylor, Green Bay <sup>2</sup> .....	243	1,307	5.4	53	15
1960	Jim Brown, Cle. Browns <sup>3</sup> .....	215	1,257	5.8	71	9
	Jim Taylor, Green Bay.....	230	1,101	4.8	32	11
	John David Crow, St.L. Cardinals.....	183	1,071	5.9	57	6
1959	Jim Brown, Cle. Browns <sup>2</sup> .....	290	1,329	4.6	70	14
	J.D. Smith, San Francisco.....	207	1,036	5.0	73	10
1958	Jim Brown, Cle. Browns.....	257	1,527	5.9	65	17
1956	Rick Casares, Chi. Bears.....	234	1,126	4.8	68	12
1954	Joe Perry, San Francisco <sup>2</sup> .....	173	1,049	6.1	58	8
1953	Joe Perry, San Francisco.....	192	1,018	5.3	51	10
1949	Steve Van Buren, Philadelphia <sup>2</sup> .....	263	1,146	4.4	41	11
	Tony Canadeo, Green Bay.....	208	1,052	5.1	54	4
1947	Steve Van Buren, Philadelphia.....	217	1,008	4.6	45	13
1934	*Beattie Feathers, Chi. Bears.....	119	1,004	8.4	82	8

\*First season of professional football. NOTE: Numeral in superscript indicates season number player accomplished feat.

### 200 YARDS RUSHING IN A GAME

Date	Player, Team, Opponent	Att.	Yards	TD
Sept. 24, 2023	*DeVon Achane, Miami vs. Denver.....	18	203	2
Nov. 27, 2022	Josh Jacobs, Las Vegas vs. Seattle.....	33	229	2
Oct. 30, 2022	Derrick Henry, Tennessee vs. Houston.....	32	219	2
Dec. 9, 2021	Dalvin Cook, Minnesota vs. Pittsburgh.....	27	205	2
Jan. 3, 2021	*Jonathan Taylor, Indianapolis vs. Jacksonville.....	30	253	2
Jan. 3, 2021	Derrick Henry, Tennessee vs. Hou. Texans.....	34	250	2
Dec. 13, 2020	Derrick Henry, Tennessee vs. Jacksonville.....	26	215	2
Oct. 18, 2020	Derrick Henry, Tennessee vs. Hou. Texans (OT).....	22	212	2
Nov. 8, 2020	Dalvin Cook, Minnesota vs. Detroit.....	22	206	2
Dec. 29, 2019	Derrick Henry, Tennessee vs. Hou. Texans.....	32	211	3
Sept. 29, 2019	Leonard Fournette, Jacksonville vs. Denver.....	29	225	0
Dec. 6, 2018	Derrick Henry, Tennessee vs. Jacksonville.....	17	238	4
Oct. 14, 2018	Todd Gurley, L.A. Rams vs. Denver.....	28	208	2
Oct. 7, 2018	Isaiah Crowell, N.Y. Jets vs. Denver.....	15	219	1
Dec. 24, 2016	Jay Ajayi, Miami vs. Buffalo (OT).....	32	206	1
Dec. 11, 2016	Le'Veon Bell, Pittsburgh vs. Buffalo.....	38	236	3
Oct. 23, 2016	Jay Ajayi, Miami vs. Buffalo.....	28	214	1
Oct. 16, 2016	Jay Ajayi, Miami vs. Pittsburgh.....	25	204	2
Nov. 22, 2015	Doug Martin, Tampa Bay vs. Philadelphia.....	27	235	0
Nov. 22, 2015	*Thomas Rawls, Seattle vs. San Francisco (OT).....	30	209	1
Nov. 15, 2015	Adrian Peterson, Minnesota vs. Oak. Raiders (OT).....	26	203	1
Nov. 17, 2014	Le'Veon Bell, Pittsburgh vs. Tennessee.....	33	204	1
Nov. 16, 2014	Jonas Gray, New England vs. Indianapolis.....	37	201	4
Dec. 8, 2013	LeSean McCoy, Philadelphia vs. Detroit.....	29	217	2
Dec. 1, 2013	Adrian Peterson, Minnesota vs. Chi. Bears (OT).....	35	211	0
Nov. 24, 2013	Knowshon Moreno, Denver vs. New England (OT).....	37	224	1
Dec. 30, 2012	DeAngelo Williams, Carolina vs. New Orleans.....	21	210	2
Dec. 30, 2012	*Alfred Morris, Washington vs. Dal. Cowboys.....	33	200	3
Dec. 23, 2012	Jamaal Charles, Kansas City vs. Indianapolis.....	22	226	1
Dec. 16, 2012	Adrian Peterson, Minnesota vs. St.L. Rams.....	24	212	1
Dec. 2, 2012	Adrian Peterson, Minnesota vs. Green Bay.....	21	210	1
Nov. 4, 2012	*Doug Martin, Tampa Bay vs. Oak. Raiders.....	25	251	4
Oct. 7, 2012	Ahmad Bradshaw, N.Y. Giants vs. Cle. Browns.....	30	200	1

## OUTSTANDING PERFORMERS

Date	Player, Team, Opponent	Att.	Yards	TD
Sept. 23, 2012	Jamaal Charles, Kansas City vs. New Orleans (OT).....	33	233	1
Dec. 18, 2011	Reggie Bush, Miami vs. Buffalo.....	25	203	1
Dec. 4, 2011	Ray Rice, Bal. Ravens vs. Cle. Browns.....	29	204	1
Nov. 27, 2011	Beanie Wells, Arizona vs. St.L. Rams.....	27	228	1
Oct. 23, 2011	*DeMarco Murray, Dal. Cowboys vs. St.L. Rams.....	25	253	1
Oct. 2, 2011	Matt Forté, Chi. Bears vs. Carolina.....	25	205	1
Sept. 12, 2010	Arian Foster, Hou. Texans vs. Indianapolis.....	33	231	3
Jan. 3, 2010	Jamaal Charles, Kansas City vs. Denver.....	25	259	2
Jan. 3, 2010	Fred Jackson, Buffalo vs. Indianapolis.....	33	212	0
Dec. 27, 2009	Jonathan Stewart, Carolina vs. N.Y. Giants.....	28	206	1
Dec. 20, 2009	Jerome Harrison, Cle. Browns vs. Kansas City.....	34	286	3
Nov. 1, 2009	Chris Johnson, Tennessee vs. Jacksonville.....	24	228	2
Oct. 18, 2009	Thomas Jones, N.Y. Jets vs. Buffalo (OT).....	22	210	1
Sept. 20, 2009	Frank Gore, San Francisco vs. Seattle.....	16	207	2
Dec. 28, 2008	Michael Turner, Atlanta vs. St.L. Rams.....	25	208	1
Dec. 21, 2008	Derrick Ward, N.Y. Giants vs. Carolina (OT).....	15	215	0
Sept. 7, 2008	Michael Turner, Atlanta vs. Detroit.....	22	220	2
Nov. 4, 2007	*Adrian Peterson, Minnesota vs. S.D. Chargers.....	30	296	3
Oct. 14, 2007	*Adrian Peterson, Minnesota vs. Chi. Bears.....	20	224	3
Sept. 16, 2007	Jamal Lewis, Cle. Browns vs. Cincinnati.....	27	216	1
Dec. 30, 2006	Tiki Barber, N.Y. Giants vs. Washington.....	23	234	3
Dec. 7, 2006	Willie Parker, Pittsburgh vs. Cle. Browns.....	32	223	1
Nov. 27, 2006	Shaun Alexander, Seattle vs. Green Bay.....	40	201	0
Nov. 19, 2006	Frank Gore, San Francisco vs. Seattle.....	24	212	0
Nov. 12, 2006	Willie Parker, Pittsburgh vs. New Orleans.....	22	213	2
Jan. 1, 2006	Larry Johnson, Kansas City vs. Cincinnati.....	26	201	3
Dec. 31, 2005	Tiki Barber, N.Y. Giants vs. Oak. Raiders.....	28	203	1
Dec. 17, 2005	Tiki Barber, N.Y. Giants vs. Kansas City.....	29	220	2
Nov. 20, 2005	Larry Johnson, Kansas City vs. Hou. Texans.....	36	211	2
Oct. 30, 2005	Tiki Barber, N.Y. Giants vs. Washington.....	24	206	1
Nov. 28, 2004	Rudi Johnson, Cincinnati vs. Cle. Browns.....	26	202	2
Nov. 21, 2004	Edgerrin James, Indianapolis vs. Chi. Bears.....	23	204	1
Dec. 28, 2003	Ahman Green, Green Bay vs. Denver.....	20	218	2
Dec. 28, 2003	LaDainian Tomlinson, S.D. Chargers vs. Oak. Raiders.....	31	243	2
Dec. 21, 2003	Jamal Lewis, Bal. Ravens vs. Cle. Browns.....	22	205	2
Dec. 7, 2003	Clinton Portis, Denver vs. Kansas City.....	22	218	5
Oct. 19, 2003	LaDainian Tomlinson, S.D. Chargers vs. Cle. Browns.....	26	200	1
Sept. 14, 2003	Jamal Lewis, Bal. Ravens vs. Cle. Browns.....	30	295	2
Dec. 29, 2002	*Clinton Portis, Denver vs. Arizona.....	24	228	2
Dec. 28, 2002	Tiki Barber, N.Y. Giants vs. Philadelphia.....	32	203	0
Dec. 9, 2002	Ricky Williams, Miami vs. Chi. Bears.....	31	216	2
Dec. 1, 2002	LaDainian Tomlinson, S.D. Chargers vs. Denver.....	37	220	3
Dec. 1, 2002	Ricky Williams, Miami vs. Buffalo.....	27	228	2
Sept. 29, 2002	LaDainian Tomlinson, S.D. Chargers vs. New England.....	27	217	2
Dec. 23, 2001	Marshall Faulk, St.L. Rams vs. Carolina.....	30	202	2
Nov. 11, 2001	Shaun Alexander, Seattle vs. Oak. Raiders.....	35	266	3
Dec. 24, 2000	Marshall Faulk, St.L. Rams vs. New Orleans.....	32	220	2
Dec. 3, 2000	Corey Dillon, Cincinnati vs. Arizona.....	35	216	1
Dec. 3, 2000	Warrick Dunn, Tampa Bay vs. Dal. Cowboys.....	22	210	2
Dec. 3, 2000	*Mike Anderson, Denver vs. New Orleans.....	37	251	4
Dec. 3, 2000	Curtis Martin, N.Y. Jets vs. Indianapolis.....	30	203	1
Nov. 19, 2000	Fred Taylor, Jacksonville vs. Pittsburgh.....	30	234	3
Oct. 22, 2000	Corey Dillon, Cincinnati vs. Denver.....	22	278	2
Oct. 15, 2000	Marshall Faulk, St.L. Rams vs. Atlanta.....	25	208	1
Oct. 15, 2000	Edgerrin James, Indianapolis vs. Seattle.....	38	219	3
Sept. 24, 2000	Charlie Garner, San Francisco vs. Dal. Cowboys.....	36	201	1
Sept. 3, 2000	Duce Staley, Philadelphia vs. Dal. Cowboys.....	26	201	1
Nov. 22, 1998	Priest Holmes, Bal. Ravens vs. Cincinnati.....	36	227	1
Oct. 11, 1998	Terrell Davis, Denver vs. Seattle.....	30	208	1
Dec. 4, 1997	*Corey Dillon, Cincinnati vs. Tennessee.....	39	246	4
Nov. 23, 1997	Barry Sanders, Detroit vs. Indianapolis.....	24	216	2
Oct. 26, 1997	Terrell Davis, Denver vs. Buffalo (OT).....	42	207	1
Oct. 19, 1997	Napoleon Kaufman, Oak. Raiders vs. Denver.....	28	227	1
Oct. 12, 1997	Barry Sanders, Detroit vs. Tampa Bay.....	24	215	2
Sept. 21, 1997	Terrell Davis, Denver vs. Cincinnati.....	27	215	1
Aug. 31, 1997	Eddie George, Tennessee vs. Oak. Raiders (OT).....	35	216	1
Sept. 22, 1996	LeShon Johnson, Arizona vs. New Orleans.....	21	214	2
Nov. 13, 1994	Barry Sanders, Detroit vs. Tampa Bay.....	26	237	0
Dec. 12, 1993	*Jerome Bettis, L.A. Rams vs. New Orleans.....	28	212	1
Oct. 31, 1993	Emmitt Smith, Dal. Cowboys vs. Philadelphia.....	30	237	1
Nov. 24, 1991	Barry Sanders, Detroit vs. Minnesota.....	23	220	4
Dec. 23, 1990	James Brooks, Cincinnati vs. Hou. Oilers.....	20	201	1
Oct. 14, 1990	Barry Word, Kansas City vs. Detroit.....	18	200	2



## OUTSTANDING PERFORMERS

Date	Player, Team, Opponent	Att.	Yards	TD
Sept. 24, 1990	Thurman Thomas, Buffalo vs. N.Y. Jets.....	18	214	0
Dec. 24, 1989	Greg Bell, L.A. Rams vs. New England.....	26	210	1
Sept. 24, 1989	Greg Bell, L.A. Rams vs. Green Bay.....	28	221	2
Sept. 17, 1989	Gerald Riggs, Washington vs. Philadelphia.....	29	221	1
Dec. 18, 1988	Gary Anderson, S.D. Chargers vs. Kansas City.....	34	217	1
Nov. 30, 1987	*Bo Jackson, L.A. Raiders vs. Seattle.....	18	221	2
Nov. 15, 1987	Charles White, L.A. Rams vs. St.L. Cardinals.....	34	213	1
Dec. 7, 1986	Rueben Mayes, New Orleans vs. Miami.....	28	203	2
Oct. 5, 1986	Eric Dickerson, L.A. Rams vs. Tampa Bay (OT).....	30	207	2
Dec. 21, 1985	George Rogers, Washington vs. St.L. Cardinals.....	34	206	1
Dec. 21, 1985	Joe Morris, N.Y. Giants vs. Pittsburgh.....	36	202	3
Dec. 9, 1984	Eric Dickerson, L.A. Rams vs. Hou. Oilers.....	27	215	2
Nov. 18, 1984	*Greg Bell, Buffalo vs. Dal. Cowboys.....	27	206	1
Nov. 4, 1984	Eric Dickerson, L.A. Rams vs. St.L. Cardinals.....	21	208	0
Sept. 2, 1984	Gerald Riggs, Atlanta vs. New Orleans.....	35	202	2
Nov. 27, 1983	*Curt Warner, Seattle vs. Kansas City (OT).....	32	207	3
Nov. 6, 1983	James Wilder, Tampa Bay vs. Minnesota.....	31	219	1
Sept. 18, 1983	Tony Collins, New England vs. N.Y. Jets.....	23	212	3
Sept. 4, 1983	George Rogers, New Orleans vs. St.L. Cardinals.....	24	206	2
Dec. 21, 1980	Earl Campbell, Hou. Oilers vs. Minnesota.....	29	203	1
Nov. 16, 1980	Earl Campbell, Hou. Oilers vs. Chi. Bears.....	31	206	0
Oct. 26, 1980	Earl Campbell, Hou. Oilers vs. Cincinnati.....	27	202	2
Oct. 19, 1980	Earl Campbell, Hou. Oilers vs. Tampa Bay.....	33	203	0
Nov. 26, 1978	*Terry Miller, Buffalo vs. N.Y. Giants.....	21	208	2
Dec. 4, 1977	*Tony Dorsett, Dal. Cowboys vs. Philadelphia.....	23	206	2
Nov. 20, 1977	Walter Payton, Chi. Bears vs. Minnesota.....	40	275	1
Oct. 30, 1977	Walter Payton, Chi. Bears vs. Green Bay.....	23	205	2
Dec. 5, 1976	O.J. Simpson, Buffalo vs. Miami.....	24	203	1
Nov. 25, 1976	O.J. Simpson, Buffalo vs. Detroit.....	29	273	2
Oct. 24, 1976	Chuck Foreman, Minnesota vs. Philadelphia.....	28	200	2
Dec. 14, 1975	Greg Pruitt, Cle. Browns vs. Kansas City.....	26	214	3
Sept. 28, 1975	O.J. Simpson, Buffalo vs. Pittsburgh.....	28	227	1
Dec. 16, 1973	O.J. Simpson, Buffalo vs. N.Y. Jets.....	34	200	1
Dec. 9, 1973	O.J. Simpson, Buffalo vs. New England.....	22	219	1
Sept. 16, 1973	O.J. Simpson, Buffalo vs. New England.....	29	250	2
Dec. 5, 1971	Willie Ellison, L.A. Rams vs. New Orleans.....	26	247	1
Dec. 20, 1970	John (Frenchy) Fuqua, Pittsburgh vs. Philadelphia.....	20	218	2
Nov. 3, 1968	Gale Sayers, Chi. Bears vs. Green Bay.....	24	205	0
Oct. 30, 1966	Jim Nance, Boston vs. Oak. Raiders.....	38	208	2
Oct. 10, 1964	John Henry Johnson, Pittsburgh vs. Cle. Browns.....	30	200	3
Dec. 8, 1963	Cookie Gilchrist, Buffalo vs. N.Y. Jets.....	36	243	5
Nov. 3, 1963	Jim Brown, Cle. Browns vs. Philadelphia.....	28	223	1
Oct. 20, 1963	Clem Daniels, Oak. Raiders vs. N.Y. Jets.....	27	200	2
Sept. 22, 1963	Jim Brown, Cle. Browns vs. Dal. Cowboys.....	20	232	2
Dec. 10, 1961	Billy Cannon, Hou. Oilers vs. N.Y. Titans.....	25	216	3
Nov. 19, 1961	Jim Brown, Cle. Browns vs. Philadelphia.....	34	237	4
Dec. 18, 1960	John David Crow, St.L. Cardinals vs. Pittsburgh.....	24	203	0
Nov. 15, 1959	Bobby Mitchell, Cle. Browns vs. Washington.....	14	232	3C
Nov. 24, 1957	*Jim Brown, Cle. Browns vs. L.A. Rams.....	31	237	4
Dec. 16, 1956	*Tom Wilson, L.A. Rams vs. Green Bay.....	23	223	0
Nov. 22, 1953	Dan Towler, L.A. Rams vs. Bal. Colts.....	14	205	1
Nov. 12, 1950	Gene Roberts, N.Y. Giants vs. Chi. Cardinals.....	26	218	2
Nov. 27, 1949	Steve Van Buren, Philadelphia vs. Pittsburgh.....	27	205	0
Oct. 8, 1933	Cliff Battles, Bos. Redskins vs. N.Y. Giants.....	16	215	1

\*First season of professional football.

### TIMES 200 OR MORE

160 times by 99 players: Henry, Peterson, Simpson 6; Barber 5; Brown, Campbell, Sanders, Tomlinson 4; Ajayi, G.Bell, Charles, T.Davis, Dickerson, Dillon, Faulk, Lewis 3; Alexander, L.Bell, Cook, Gore, James, L.Johnson, Martin, Parker, Payton, Portis, Riggs, Rogers, Turner, R.Williams 2.

### 4,000 YARDS PASSING IN A SEASON

Year	Player, Team	Att.	Comp.	Pct.	Yards	TD	Int.
2023	Tua Tagovailoa, Miami.....	560	388	69.3	4,624	29	14
	Jared Goff, Detroit <sup>1</sup> .....	605	407	67.3	4,575	30	12
	Dak Prescott, Dal. Cowboys <sup>2</sup> .....	590	410	69.5	4,516	36	9
	Josh Allen, Buffalo <sup>3</sup> .....	579	385	66.5	4,306	29	18
	Brock Purdy, San Francisco.....	444	308	69.4	4,280	31	11
	Patrick Mahomes, Kansas City <sup>4</sup> .....	597	401	67.2	4,183	27	14
	Jordan Love, Green Bay.....	579	372	64.2	4,159	32	11
	*C.J. Stroud, Hou. Texans.....	499	319	63.9	4,108	23	5
	Baker Mayfield, Tampa Bay.....	566	364	64.3	4,044	28	10
	Trevor Lawrence, Jacksonville <sup>5</sup> .....	564	370	65.6	4,016	21	14

## OUTSTANDING PERFORMERS

Year	Player, Team	Att.	Comp.	Pct.	Yards	TD	Int.
2022	Patrick Mahomes, Kansas City <sup>6</sup> .....	648	435	67.1	5,250	41	12
	Justin Herbert, L.A. Chargers <sup>5</sup> .....	699	477	68.2	4,739	25	10
	Tom Brady, Tampa Bay <sup>14</sup> .....	733	490	66.8	4,694	25	9
	Kirk Cousins, Minnesota <sup>7</sup> .....	643	424	65.9	4,547	29	14
	Joe Burrow, Cincinnati <sup>2</sup> .....	606	414	68.3	4,475	35	12
	Jared Goff, Detroit <sup>8</sup> .....	587	382	65.1	4,438	29	7
	Josh Allen, Buffalo <sup>3</sup> .....	567	359	63.3	4,283	35	14
	Geno Smith, Seattle.....	572	399	69.8	4,282	30	11
	Trevor Lawrence, Jacksonville.....	584	387	66.3	4,113	25	8
2021	Tom Brady, Tampa Bay <sup>13</sup> .....	719	485	67.5	5,316	43	12
	Justin Herbert, L.A. Chargers <sup>2</sup> .....	672	443	65.9	5,014	38	15
	Matthew Stafford, L.A. Rams <sup>9</sup> .....	601	404	67.2	4,886	41	17
	Patrick Mahomes, Kansas City <sup>4</sup> .....	658	436	66.3	4,839	37	13
	Derek Carr, Las Vegas <sup>5</sup> .....	626	428	68.4	4,804	23	14
	Joe Burrow, Cincinnati.....	520	366	70.4	4,611	34	14
	Dak Prescott, Dal. Cowboys <sup>4</sup> .....	596	410	68.8	4,449	37	10
	Josh Allen, Buffalo <sup>2</sup> .....	646	409	63.3	4,407	36	15
	Kirk Cousins, Minnesota <sup>8</sup> .....	561	372	66.3	4,221	33	7
2020	Aaron Rodgers, Green Bay <sup>10</sup> .....	531	366	68.9	4,115	37	4
	Deshaun Watson, Hou. Texans <sup>2</sup> .....	544	382	70.2	4,823	33	7
	Patrick Mahomes, Kansas City <sup>3</sup> .....	588	390	66.3	4,740	38	6
	Tom Brady, Tampa Bay <sup>12</sup> .....	610	401	65.7	4,633	40	12
	Matt Ryan, Atlanta <sup>10</sup> .....	626	407	65.0	4,581	26	11
	Josh Allen, Buffalo.....	572	396	69.2	4,544	37	10
	*Justin Herbert, L.A. Chargers.....	595	396	66.6	4,336	31	10
	Aaron Rodgers, Green Bay <sup>3</sup> .....	526	372	70.7	4,299	48	5
	Kirk Cousins, Minnesota <sup>5</sup> .....	516	349	67.6	4,265	35	13
2019	Russell Wilson, Seattle <sup>1</sup> .....	558	384	68.8	4,212	40	13
	Philip Rivers, Indianapolis <sup>12</sup> .....	543	369	68.0	4,169	24	11
	Derek Carr, Las Vegas <sup>5</sup> .....	517	348	67.3	4,103	27	9
	Matthew Stafford, Detroit <sup>8</sup> .....	528	339	64.2	4,084	26	10
	Jameis Winston, Tampa Bay <sup>3</sup> .....	626	380	60.7	5,109	33	30
	Dak Prescott, Dal. Cowboys.....	596	388	65.1	4,902	30	11
	Jared Goff, L.A. Rams <sup>2</sup> .....	626	394	62.9	4,638	22	16
	Philip Rivers, L.A. Chargers <sup>11</sup> .....	591	390	66.0	4,615	23	20
	Matt Ryan, Atlanta <sup>9</sup> .....	616	408	66.2	4,466	26	14
2018	Russell Wilson, Seattle <sup>3</sup> .....	516	341	66.1	4,110	31	5
	Tom Brady, New England <sup>11</sup> .....	613	373	60.8	4,057	24	8
	Derek Carr, Oak. Raiders <sup>2</sup> .....	513	361	70.4	4,054	21	8
	Carson Wentz, Philadelphia.....	607	388	63.9	4,039	27	7
	Patrick Mahomes, Kansas City <sup>2</sup> .....	484	319	65.9	4,031	26	5
	Aaron Rodgers, Green Bay <sup>3</sup> .....	569	353	62.0	4,002	26	4
	Ben Roethlisberger, Pittsburgh <sup>6</sup> .....	675	452	67.0	5,129	34	16
	Patrick Mahomes, Kansas City.....	580	383	66.0	5,097	50	12
	Matt Ryan, Atlanta <sup>8</sup> .....	608	422	69.4	4,924	35	7
2017	Jared Goff, L.A. Rams.....	561	364	64.9	4,688	32	12
	Andrew Luck, Indianapolis <sup>4</sup> .....	639	430	67.3	4,593	39	15
	Aaron Rodgers, Green Bay <sup>7</sup> .....	597	372	62.3	4,442	25	2
	Tom Brady, New England <sup>10</sup> .....	570	375	65.8	4,355	29	11
	Philip Rivers, L.A. Chargers <sup>10</sup> .....	508	347	68.3	4,308	32	12
	Eli Manning, N.Y. Giants <sup>7</sup> .....	576	380	66.0	4,299	21	11
	Kirk Cousins, Minnesota <sup>4</sup> .....	606	425	70.1	4,298	30	10
	Deshaun Watson, Hou. Texans.....	505	345	68.3	4,165	26	9
	Derek Carr, Oak. Raiders.....	553	381	68.9	4,049	19	10
2016	Tom Brady, New England <sup>9</sup> .....	581	385	66.3	4,577	32	8
	Philip Rivers, L.A. Chargers <sup>9</sup> .....	575	360	62.6	4,515	28	10
	Matthew Stafford, Detroit <sup>7</sup> .....	565	371	65.7	4,446	29	10
	Drew Brees, New Orleans <sup>12</sup> .....	536	386	72.0	4,334	23	8
	Ben Roethlisberger, Pittsburgh <sup>5</sup> .....	561	360	64.2	4,251	28	14
	Matt Ryan, Atlanta <sup>7</sup> .....	529	342	64.7	4,095	20	12
	Kirk Cousins, Washington <sup>3</sup> .....	540	347	64.3	4,093	27	13
	Alex Smith, Kansas City.....	505	341	67.5	4,042	26	5
	Drew Brees, New Orleans <sup>11</sup> .....	673	471	70.0	5,208	37	15
2016	Matt Ryan, Atlanta <sup>6</sup> .....	534	373	69.9	4,944	38	7
	Kirk Cousins, Washington <sup>2</sup> .....	606	406	67.0	4,917	25	12
	Aaron Rodgers, Green Bay <sup>6</sup> .....	610	401	65.7	4,428	40	7
	Philip Rivers, S.D. Chargers <sup>8</sup> .....	578	349	60.4	4,386	33	21
	Matthew Stafford, Detroit <sup>6</sup> .....	594	388	65.3	4,327	24	10
	Joe Flacco, Bal. Ravens.....	672	436	64.9	4,317	20	15
	Andrew Luck, Indianapolis <sup>5</sup> .....	545	346	63.5	4,240	31	13
	Carson Palmer, Arizona <sup>8</sup> .....	597	364	61.0	4,233	26	14
	Russell Wilson, Seattle <sup>2</sup> .....	546	353	64.7	4,219	21	11
Andy Dalton, Cincinnati <sup>2</sup> .....	563	364	64.7	4,206	18	8	

## OUTSTANDING PERFORMERS

Year	Player, Team	Att.	Comp.	Pct.	Yards	TD	Int.	
2015	Jameis Winston, Tampa Bay <sup>2</sup>	567	345	60.8	4,090	28	18	
	Eli Manning, N.Y. Giants <sup>5</sup>	598	377	63.0	4,027	26	16	
	Drew Brees, New Orleans <sup>10</sup>	627	428	68.3	4,870	32	11	
	Philip Rivers, S.D. Chargers <sup>7</sup>	661	437	66.1	4,792	29	13	
	Tom Brady, New England <sup>8</sup>	624	402	64.4	4,770	36	7	
	Carson Palmer, Arizona <sup>3</sup>	537	342	63.7	4,671	35	11	
	Matt Ryan, Atlanta <sup>3</sup>	614	407	66.3	4,591	21	16	
	Eli Manning, N.Y. Giants <sup>5</sup>	618	387	62.6	4,432	35	14	
	Blake Bortles, Jacksonville	606	355	58.6	4,428	35	18	
	Matthew Stafford, Detroit <sup>6</sup>	592	398	67.2	4,262	32	13	
	Ryan Tannehill, Miami <sup>2</sup>	586	363	61.9	4,208	24	12	
	Kirk Cousins, Washington	543	379	69.8	4,166	29	11	
	*Jameis Winston, Tampa Bay	535	312	58.3	4,042	22	15	
	Russell Wilson, Seattle	483	329	68.1	4,024	34	8	
	Drew Brees, New Orleans <sup>9</sup>	659	456	69.2	4,952	33	17	
2014	Ben Roethlisberger, Pittsburgh <sup>4</sup>	608	408	67.1	4,952	32	9	
	Andrew Luck, Indianapolis <sup>2</sup>	616	380	61.7	4,761	40	16	
	Peyton Manning, Denver <sup>14</sup>	597	395	66.2	4,727	39	15	
	Matt Ryan, Atlanta <sup>1</sup>	628	415	66.1	4,694	28	14	
	Eli Manning, N.Y. Giants <sup>4</sup>	601	379	63.1	4,410	30	14	
	Aaron Rodgers, Green Bay <sup>6</sup>	520	341	65.6	4,381	38	5	
	Philip Rivers, S.D. Chargers <sup>7</sup>	570	379	66.5	4,286	31	18	
	Matthew Stafford, Detroit <sup>1</sup>	602	363	60.3	4,257	22	12	
	Tom Brady, New England <sup>7</sup>	582	373	64.1	4,109	33	9	
	Ryan Tannehill, Miami	590	392	66.4	4,045	27	12	
	Peyton Manning, Denver <sup>13</sup>	659	450	68.3	5,477	55	10	
	Drew Brees, New Orleans <sup>8</sup>	650	446	68.6	5,162	39	12	
	Matthew Stafford, Detroit <sup>3</sup>	634	371	58.5	4,650	29	19	
	Matt Ryan, Atlanta <sup>3</sup>	651	439	67.4	4,515	26	17	
	Philip Rivers, S.D. Chargers <sup>7</sup>	544	378	69.5	4,478	32	11	
Tom Brady, New England <sup>8</sup>	628	380	60.5	4,343	25	11		
2013	Andy Dalton, Cincinnati	586	363	61.9	4,293	33	20	
	Carson Palmer, Arizona <sup>1</sup>	572	362	63.3	4,274	24	22	
	Ben Roethlisberger, Pittsburgh <sup>3</sup>	584	375	64.2	4,261	28	14	
	Drew Brees, New Orleans <sup>7</sup>	670	422	63.0	5,177	43	19	
	Matthew Stafford, Detroit <sup>2</sup>	727	435	59.8	4,967	20	17	
	Tony Romo, Dal. Cowboys <sup>4</sup>	648	425	65.6	4,903	28	19	
	Tom Brady, New England <sup>8</sup>	637	401	63.0	4,827	34	8	
	Matt Ryan, Atlanta <sup>2</sup>	615	422	68.6	4,719	32	14	
	Peyton Manning, Denver <sup>12</sup>	583	400	68.6	4,659	37	11	
	*Andrew Luck, Indianapolis	627	339	54.1	4,374	23	18	
	Aaron Rodgers, Green Bay <sup>5</sup>	552	371	67.2	4,295	39	8	
	Josh Freeman, Tampa Bay	558	306	54.8	4,065	27	17	
	Carson Palmer, Oak. Raiders <sup>3</sup>	565	345	61.1	4,018	22	14	
	Matt Schaub, Hou. Texans <sup>3</sup>	544	350	64.3	4,008	22	12	
	2012	Drew Brees, New Orleans <sup>6</sup>	657	468	71.2	5,476	46	14
Tom Brady, New England <sup>4</sup>		611	401	65.6	5,235	39	12	
Matthew Stafford, Detroit		663	421	63.5	5,038	41	16	
Eli Manning, N.Y. Giants <sup>3</sup>		589	359	61.0	4,933	29	16	
Aaron Rodgers, Green Bay <sup>3</sup>		502	343	68.3	4,643	45	6	
Philip Rivers, S.D. Chargers <sup>1</sup>		582	366	62.9	4,624	27	20	
Tony Romo, Dal. Cowboys <sup>3</sup>		522	346	66.3	4,184	31	10	
Matt Ryan, Atlanta		566	347	61.3	4,177	29	12	
Ben Roethlisberger, Pittsburgh <sup>2</sup>		513	324	63.2	4,077	21	14	
*Cam Newton, Carolina		517	310	60.0	4,051	21	17	
Philip Rivers, S.D. Chargers <sup>2</sup>		541	357	66.0	4,710	30	13	
Peyton Manning, Indianapolis <sup>11</sup>		679	450	66.3	4,700	33	17	
Drew Brees, New Orleans <sup>5</sup>		658	448	68.1	4,620	33	22	
Matt Schaub, Hou. Texans <sup>2</sup>		574	365	63.6	4,370	24	12	
Eli Manning, N.Y. Giants <sup>2</sup>		539	339	62.9	4,002	31	25	
2011	Matt Schaub, Hou. Texans	583	396	67.9	4,770	29	15	
	Peyton Manning, Indianapolis <sup>10</sup>	571	393	68.8	4,500	33	16	
	Tony Romo, Dal. Cowboys <sup>2</sup>	550	347	63.1	4,483	26	9	
	Aaron Rodgers, Green Bay <sup>4</sup>	541	350	64.7	4,434	30	7	
	Tom Brady, New England <sup>3</sup>	565	371	65.7	4,398	28	13	
	Drew Brees, New Orleans <sup>1</sup>	514	363	70.6	4,388	34	11	
	Ben Roethlisberger, Pittsburgh	506	337	66.6	4,328	26	12	
	Philip Rivers, S.D. Chargers <sup>2</sup>	486	317	65.2	4,254	28	9	
	Brett Favre, Minnesota <sup>2</sup>	531	363	68.4	4,202	33	7	
	Eli Manning, N.Y. Giants	509	317	62.3	4,021	27	14	
	2008	Drew Brees, New Orleans <sup>3</sup>	635	413	65.0	5,069	34	17
		Kurt Warner, Arizona <sup>3</sup>	598	401	67.1	4,583	30	14
		Jay Cutler, Denver	616	384	62.3	4,526	25	18

## OUTSTANDING PERFORMERS

Year	Player, Team	Att.	Comp.	Pct.	Yards	TD	Int.
	Aaron Rodgers, Green Bay	536	341	63.6	4,038	28	13
	Philip Rivers, S.D. Chargers	478	312	65.3	4,009	34	11
	Peyton Manning, Indianapolis <sup>3</sup>	555	371	66.8	4,002	27	12
2007	Tom Brady, New England <sup>2</sup>	578	398	68.9	4,806	50	8
	Drew Brees, New Orleans <sup>2</sup>	652	440	67.5	4,423	28	18
	Tony Romo, Dal. Cowboys	520	335	64.4	4,211	36	19
	Brett Favre, Green Bay <sup>3</sup>	535	356	66.5	4,155	28	15
	Carson Palmer, Cincinnati <sup>2</sup>	575	373	64.9	4,131	26	20
	Jon Kitna, Detroit <sup>1</sup>	561	355	63.3	4,068	18	20
	Peyton Manning, Indianapolis <sup>3</sup>	515	337	65.4	4,040	31	14
2006	Drew Brees, New Orleans	554	356	64.3	4,418	26	11
	Peyton Manning, Indianapolis <sup>1</sup>	557	362	65.0	4,397	31	9
	Marc Bulger, St.L. Rams	588	370	62.9	4,301	24	8
	Jon Kitna, Detroit	596	372	62.4	4,208	21	22
	Carson Palmer, Cincinnati	520	324	62.3	4,035	28	13
2005	Tom Brady, New England	530	334	63.0	4,110	26	14
	Trent Green, Kansas City <sup>3</sup>	507	317	62.5	4,014	17	10
2004	Daunte Culpepper, Minnesota	548	379	69.2	4,717	39	11
	Trent Green, Kansas City <sup>2</sup>	556	369	66.4	4,591	27	17
	Peyton Manning, Indianapolis <sup>3</sup>	497	336	67.6	4,557	49	10
	Jake Plummer, Denver	521	303	58.2	4,089	27	20
	Brett Favre, Green Bay <sup>4</sup>	540	346	64.1	4,088	30	17
2003	Peyton Manning, Indianapolis <sup>3</sup>	566	379	67.0	4,267	29	10
	Trent Green, Kansas City	523	330	63.1	4,039	24	12
2002	Rich Gannon, Oak. Raiders	618	418	67.6	4,689	26	10
	Drew Bledsoe, Buffalo <sup>2</sup>	610	375	61.5	4,359	24	15
	Peyton Manning, Indianapolis <sup>4</sup>	591	392	66.3	4,200	27	19
	Kerry Collins, N.Y. Giants	545	335	61.5	4,073	19	14
2001	Kurt Warner, St.L. Rams <sup>2</sup>	546	375	68.7	4,830	36	22
	Peyton Manning, Indianapolis <sup>3</sup>	547	343	62.7	4,131	26	23
2000	Peyton Manning, Indianapolis <sup>2</sup>	571	357	62.5	4,413	33	15
	Jeff Garcia, San Francisco	561	355	63.3	4,278	31	10
	Elvis Grbac, Kansas City	547	326	59.6	4,169	28	14
1999	Steve Beuerlein, Carolina	571	343	60.1	4,436	36	15
	Kurt Warner, St.L. Rams	499	325	65.1	4,353	41	13
	Peyton Manning, Indianapolis	533	331	62.1	4,135	26	15
	Brett Favre, Green Bay <sup>3</sup>	595	341	57.3	4,091	22	23
	Brad Johnson, Washington	519	316	60.9	4,005	24	13
1998	Brett Favre, Green Bay <sup>2</sup>	551	347	63.0	4,212	31	23
	Steve Young, San Francisco <sup>2</sup>	517	322	62.3	4,170	36	12
1996	Mark Brunell, Jacksonville	557	353	63.4	4,367	19	20
	Vinny Testaverde, Bal. Ravens	549	325	59.2	4,177	33	19
	Drew Bledsoe, New England <sup>2</sup>	623	373	59.9	4,086	27	15
1995	Brett Favre, Green Bay	570	359	63.0	4,413	38	13
	Scott Mitchell, Detroit	583	346	59.3	4,338	32	12
	Warren Moon, Minnesota <sup>1</sup>	606	377	62.2	4,228	33	14
	Jeff George, Atlanta	557	336	60.3	4,143	24	11
1994	Drew Bledsoe, New England	691	400	57.9	4,555	25	27
	Dan Marino, Miami <sup>1</sup>	615	385	62.6	4,453	30	17
	Warren Moon, Minnesota <sup>2</sup>	601	371	61.7	4,264	18	19
1993	John Elway, Denver	551	348	63.2	4,030	25	10
	Steve Young, San Francisco	462	314	68.0	4,023	29	16
1992	Dan Marino, Miami <sup>1</sup>	554	330	59.6	4,116	24	16
1991	Warren Moon, Hou. Oilers <sup>2</sup>	655	404	61.7	4,690	23	21
1990	Warren Moon, Hou. Oilers	584	362	62.0	4,689	33	13
1989	Don Majkowski, Green Bay	599	353	58.9	4,318	27	20
	Jim Everett, L.A. Rams	518	304	58.7	4,310	29	17
1988	Dan Marino, Miami <sup>1</sup>	606	354	58.4	4,434	28	23
1986	Dan Marino, Miami <sup>3</sup>	623	378	60.7	4,746	44	23
	Jay Schroeder, Washington	541	276	51.0	4,109	22	22
1985	Dan Marino, Miami <sup>2</sup>	567	336	59.3	4,137	30	21
1984	Dan Marino, Miami	564	362	64.2	5,084	48	17
	Neil Lomax, St.L. Cardinals	560	345	61.6	4,614	28	16
	Phil Simms, N.Y. Giants	533	286	53.7	4,044	22	18
1983	Lynn Dickey, Green Bay	484	289	59.7	4,458	32	29
	Bill Kenney, Kansas City	603	346	57.4	4,348	24	18
1981	Dan Fouts, S.D. Chargers <sup>3</sup>	609	360	59.1	4,802	33	17
1980	Dan Fouts, S.D. Chargers <sup>2</sup>	589	348	59.1	4,715	30	24
	Brian Sipe, Cle. Browns	554	337	60.8	4,132	30	14
1979	Dan Fouts, S.D. Chargers	530	332	62.6	4,082	24	24
1967	Joe Namath, N.Y. Jets	491	258	52.5	4,007	26	28

\*First season of professional football. NOTE: Numeral in superscript indicates season number player accomplished feat.

## OUTSTANDING PERFORMERS

### 400 YARDS PASSING IN A GAME

Date	Player, Team, Opponent	Aff.	Comp.	Yards	TD
Dec. 24, 2023	Nick Mullens, Minnesota vs. Detroit.....	36	22	411	2
Nov. 12, 2023	Dak Prescott, Dal. Cowboys vs. N.Y. Giants .....	35	26	404	4
Nov. 5, 2023	C.J. Stroud, Hou. Texans vs. Tampa Bay .....	42	30	470	5
Oct. 22, 2023	Patrick Mahomes, Kansas City vs. L.A. Chargers .....	42	32	424	4
Sept. 24, 2023	Justin Herbert, L.A. Chargers vs. Minnesota .....	47	40	405	3
Sept. 10, 2023	Tua Tagovailoa, Miami vs. L.A. Chargers .....	45	28	466	3
Jan. 1, 2023	Tom Brady, Tampa Bay vs. Carolina.....	45	34	432	3
Dec. 17, 2022	Kirk Cousins, Minnesota vs. Indianapolis (OT).....	54	34	460	4
Dec. 11, 2022	Kirk Cousins, Minnesota vs. Detroit.....	41	31	425	2
Nov. 6, 2022	Patrick Mahomes, Kansas City vs. Tennessee (OT) .....	68	43	446	1
Oct. 23, 2022	Patrick Mahomes, Kansas City vs. San Francisco .....	34	25	423	3
Oct. 23, 2022	Joe Burrow, Cincinnati vs. Atlanta .....	42	34	481	3
Oct. 9, 2022	Josh Allen, Buffalo vs. Pittsburgh.....	31	20	424	4
Sept. 25, 2022	Josh Allen, Buffalo vs. Miami .....	63	42	400	2
Sept. 18, 2022	Tua Tagovailoa, Miami vs. Baltimore .....	50	36	469	6
Jan. 2, 2022	Tom Brady, Tampa Bay vs. N.Y. Jets .....	50	34	410	3
Jan. 2, 2022	Joe Burrow, Cincinnati vs. Kansas City .....	39	30	446	4
Dec. 26, 2021	Joe Burrow, Cincinnati vs. Bal. Ravens .....	46	37	525	4
Dec. 16, 2021	Patrick Mahomes, Kansas City vs. L.A. Chargers (OT) .....	47	31	410	3
Nov. 14, 2021	Patrick Mahomes, Kansas City vs. Las Vegas .....	50	35	406	5
Oct. 31, 2021	Mike White, N.Y. Jets vs. Cincinnati .....	45	37	405	3
Oct. 24, 2021	Joe Burrow, Cincinnati vs. Bal. Ravens .....	38	23	416	3
Oct. 17, 2021	Dak Prescott, Dal. Cowboys vs. New England (OT) .....	51	36	445	3
Oct. 11, 2021	Lamar Jackson, Bal. Ravens vs. Indianapolis (OT).....	43	37	442	4
Oct. 11, 2021	Carson Wentz, Indianapolis vs. Bal. Ravens (OT) .....	35	25	402	2
Oct. 10, 2021	Tom Brady, Tampa Bay vs. Miami.....	41	30	411	5
Oct. 3, 2021	Daniel Jones, N.Y. Giants vs. New Orleans (OT) .....	40	28	402	1
Sept. 26, 2021	Tom Brady, Tampa Bay vs. L.A. Rams .....	55	41	432	1
Sept. 19, 2021	Kyler Murray, Arizona vs. Minnesota.....	36	29	400	3
Sept. 13, 2021	Derek Carr, Las Vegas vs. Bal. Ravens (OT) .....	56	34	435	2
Sept. 9, 2021	Dak Prescott, Dal. Cowboys vs. Tampa Bay .....	58	42	403	3
Jan. 3, 2021	Kirk Cousins, Minnesota vs. Detroit.....	40	28	405	3
Dec. 20, 2020	Kyler Murray, Arizona vs. Philadelphia.....	36	27	406	3
Dec. 6, 2020	Matthew Stafford, Detroit vs. Chi. Bears.....	42	27	402	3
Nov. 29, 2020	Patrick Mahomes, Kansas City vs. Tampa Bay .....	49	37	462	3
Nov. 8, 2020	Josh Allen, Buffalo vs. Seattle.....	38	31	415	3
Nov. 1, 2020	Patrick Mahomes, Kansas City vs. N.Y. Jets .....	42	31	416	5
Oct. 25, 2020	*Joe Burrow, Cincinnati vs. Cle. Browns.....	47	35	406	3
Oct. 4, 2020	Dak Prescott, Dal. Cowboys vs. Cle. Browns .....	58	41	502	4
Sept. 27, 2020	Dak Prescott, Dal. Cowboys vs. Seattle .....	57	37	472	3
Sept. 20, 2020	Josh Allen, Buffalo vs. Miami .....	35	24	415	4
Sept. 20, 2020	Dak Prescott, Dal. Cowboys vs. Atlanta .....	47	34	450	1
Sept. 13, 2020	Matt Ryan, Atlanta vs. Seattle.....	54	37	450	2
Dec. 22, 2019	Ryan Fitzpatrick, Miami vs. Cincinnati (OT).....	52	31	419	4
Dec. 15, 2019	Jameis Winston, Tampa Bay vs. Detroit .....	42	28	458	4
Dec. 8, 2019	Jameis Winston, Tampa Bay vs. Indianapolis.....	45	33	456	4
Dec. 1, 2019	Jared Goff, L.A. Rams vs. Arizona.....	43	32	424	2
Nov. 17, 2019	Jimmy Garoppolo, San Francisco vs. Arizona .....	45	34	424	4
Nov. 17, 2019	Dak Prescott, Dal. Cowboys vs. Detroit.....	46	29	444	3
Nov. 10, 2019	Patrick Mahomes, Kansas City vs. Tennessee.....	50	36	446	3
Nov. 3, 2019	Matthew Stafford, Detroit vs. Oak. Raiders .....	41	26	406	3
Oct. 27, 2019	Matt Schaub, Atlanta vs. Seattle.....	52	39	460	1
Oct. 20, 2019	Aaron Rodgers, Green Bay vs. Oak. Raiders.....	31	25	429	5
Oct. 13, 2019	Jameis Winston, Tampa Bay vs. Carolina .....	54	30	400	1
Oct. 6, 2019	Dak Prescott, Dal. Cowboys vs. Green Bay .....	44	27	463	2
Oct. 6, 2019	Deshhaun Watson, Hou. Texans vs. Atlanta .....	33	28	426	5
Sept. 29, 2019	Jared Goff, L.A. Rams vs. Tampa Bay.....	68	45	517	2
Sept. 26, 2019	Aaron Rodgers, Green Bay vs. Philadelphia .....	53	34	422	2
Sept. 22, 2019	Russell Wilson, Seattle vs. New Orleans.....	50	32	406	2
Sept. 15, 2019	Patrick Mahomes, Kansas City vs. Oak. Raiders .....	44	30	443	4
Sept. 8, 2019	Dak Prescott, Dal. Cowboys vs. N.Y. Giants .....	32	25	405	4
Sept. 8, 2019	Andy Dalton, Cincinnati vs. Seattle.....	51	35	418	2
Dec. 23, 2018	Nick Foles, Philadelphia vs. Hou. Texans.....	49	35	471	4
Dec. 23, 2018	Aaron Rodgers, Green Bay vs. N.Y. Jets (OT).....	55	37	442	2
Dec. 9, 2018	Dak Prescott, Dal. Cowboys vs. Philadelphia (OT) .....	54	42	455	3
Dec. 2, 2018	Nick Mullens, San Francisco vs. Seattle.....	48	30	414	2
Nov. 25, 2018	Ben Roethlisberger, Pittsburgh vs. Denver .....	56	41	462	1
Nov. 19, 2018	Patrick Mahomes, Kansas City vs. L.A. Rams .....	46	33	478	6
Nov. 19, 2018	Jared Goff, L.A. Rams vs. Kansas City .....	49	31	413	4
Nov. 18, 2018	Philip Rivers, L.A. Chargers vs. Denver .....	43	28	401	2
Nov. 11, 2018	Ryan Fitzpatrick, Tampa Bay vs. Washington.....	41	29	406	0
Oct. 15, 2018	Aaron Rodgers, Green Bay vs. San Francisco.....	46	25	425	2

## OUTSTANDING PERFORMERS

Date	Player, Team, Opponent	Att.	Comp.	Yards	TD
Oct. 7, 2018	Blake Bortles, Jacksonville vs. Kansas City	.61	33	430	1
Oct. 7, 2018	Aaron Rodgers, Green Bay vs. Detroit	.52	32	442	3
Sept. 30, 2018	Matt Ryan, Atlanta vs. Cincinnati	.39	29	419	3
Sept. 30, 2018	Derek Carr, Oak. Raiders vs. Cle. Browns (OT)	.58	35	437	4
Sept. 30, 2018	Andrew Luck, Indianapolis vs. Hou. Texans (OT)	.62	40	464	4
Sept. 27, 2018	Kirk Cousins, Minnesota vs. L.A. Rams	.50	36	422	3
Sept. 27, 2018	Jared Goff, L.A. Rams vs. Minnesota	.33	26	465	5
Sept. 24, 2018	Ryan Fitzpatrick, Tampa Bay vs. Pittsburgh	.50	30	411	3
Sept. 16, 2018	Kirk Cousins, Minnesota vs. Green Bay (OT)	.48	35	425	4
Sept. 16, 2018	Ryan Fitzpatrick, Tampa Bay vs. Philadelphia	.33	27	402	4
Sept. 16, 2018	Ben Roethlisberger, Pittsburgh vs. Kansas City	.60	39	452	3
Sept. 9, 2018	Ryan Fitzpatrick, Tampa Bay vs. New Orleans	.28	21	417	4
Sept. 9, 2018	Philip Rivers, L.A. Chargers vs. Kansas City	.51	34	424	3
Sept. 9, 2018	Drew Brees, New Orleans vs. Tampa Bay	.45	37	439	3
Dec. 17, 2017	Eli Manning, N.Y. Giants vs. Philadelphia	.57	37	434	3
Dec. 10, 2017	Ben Roethlisberger, Pittsburgh vs. Bal. Ravens	.66	44	506	2
Nov. 23, 2017	Philip Rivers, L.A. Chargers vs. Dal. Cowboys	.33	27	434	3
Oct. 29, 2017	Matthew Stafford, Detroit vs. Pittsburgh	.45	27	423	0
Oct. 29, 2017	*Deshaun Watson, Hou. Texans vs. Seattle	.30	19	402	4
Oct. 29, 2017	Russell Wilson, Seattle vs. Hou. Texans	.41	26	452	4
Oct. 19, 2017	Derek Carr, Oak. Raiders vs. Kansas City	.52	29	417	3
Sept. 17, 2017	Tom Brady, New England vs. New Orleans	.39	30	447	3
Dec. 12, 2016	Tom Brady, New England vs. Bal. Ravens	.38	25	406	3
Nov. 24, 2016	Kirk Cousins, Washington vs. Dal. Cowboys	.53	41	449	3
Nov. 13, 2016	Ben Roethlisberger, Pittsburgh vs. Dal. Cowboys	.46	37	408	3
Oct. 30, 2016	Derek Carr, Oak. Raiders vs. Tampa Bay (OT)	.59	40	513	4
Oct. 30, 2016	Kirk Cousins, Washington vs. Cincinnati (OT)	.56	38	458	2
Oct. 16, 2016	Eli Manning, N.Y. Giants vs. Bal. Ravens	.46	32	403	3
Oct. 16, 2016	Drew Brees, New Orleans vs. Carolina	.49	34	465	4
Oct. 9, 2016	Tom Brady, New England vs. Cle. Browns	.40	28	406	3
Oct. 2, 2016	Matt Ryan, Atlanta vs. Carolina	.37	28	503	4
Sept. 25, 2016	Jameis Winston, Tampa Bay vs. L.A. Rams	.58	36	405	3
Sept. 11, 2016	Drew Brees, New Orleans vs. Oak. Raiders	.42	28	423	4
Jan. 3, 2016	Kellen Moore, Dal. Cowboys vs. Washington	.48	33	435	3
Dec. 27, 2015	Drew Brees, New Orleans vs. Jacksonville	.36	25	412	3
Nov. 29, 2015	Ben Roethlisberger, Pittsburgh vs. Seattle	.55	36	456	1
Nov. 1, 2015	Drew Brees, New Orleans vs. N.Y. Giants	.50	39	505	7
Oct. 18, 2015	Philip Rivers, S.D. Chargers vs. Green Bay	.65	43	503	2
Oct. 18, 2015	Carson Palmer, Arizona vs. Pittsburgh	.45	29	421	1
Oct. 18, 2015	Matthew Stafford, Detroit vs. Chi. Bears (OT)	.42	27	405	4
Oct. 11, 2015	Eli Manning, N.Y. Giants vs. San Francisco	.54	41	441	3
Oct. 11, 2015	Josh McCown, Cle. Browns vs. Baltimore (OT)	.51	36	457	2
Sept. 20, 2015	Tom Brady, New England vs. Buffalo	.59	38	466	3
Sept. 13, 2015	Philip Rivers, S.D. Chargers vs. Detroit	.41	34	403	2
Dec. 28, 2014	Eli Manning, N.Y. Giants vs. Philadelphia	.53	28	429	1
Nov. 30, 2014	Ben Roethlisberger, Pittsburgh vs. New Orleans	.58	32	435	2
Nov. 24, 2014	Drew Brees, New Orleans vs. Bal. Ravens	.45	35	420	3
Nov. 2, 2014	Peyton Manning, Denver vs. New England	.57	34	438	2
Oct. 26, 2014	Nick Foles, Philadelphia vs. Arizona	.62	36	411	2
Oct. 26, 2014	Andrew Luck, Indianapolis vs. Pittsburgh	.45	26	400	3
Oct. 26, 2014	Aaron Rodgers, Green Bay vs. New Orleans	.39	28	418	1
Oct. 26, 2014	Ben Roethlisberger, Pittsburgh vs. Indianapolis	.49	40	522	6
Oct. 5, 2014	Peyton Manning, Denver vs. Arizona	.47	31	479	4
Sept. 21, 2014	Kirk Cousins, Washington vs. Philadelphia	.48	30	427	3
Sept. 7, 2014	Matt Ryan, Atlanta vs. New Orleans (OT)	.43	31	448	3
Dec. 29, 2013	Carson Palmer, Arizona vs. San Francisco	.49	28	407	2
Dec. 22, 2013	Peyton Manning, Denver vs. Hou. Texans	.51	32	400	4
Dec. 15, 2013	Ryan Fitzpatrick, Tennessee vs. Arizona (OT)	.58	36	402	4
Dec. 15, 2013	Nick Foles, Philadelphia vs. Minnesota	.48	30	428	3
Dec. 8, 2013	Tom Brady, New England vs. Cle. Browns	.52	32	418	2
Dec. 1, 2013	Peyton Manning, Denver vs. Kansas City	.35	22	403	5
Nov. 17, 2013	Carson Palmer, Arizona vs. Jacksonville	.42	30	419	2
Nov. 3, 2013	Nick Foles, Philadelphia vs. Oak. Raiders	.28	22	406	7
Nov. 3, 2013	Ben Roethlisberger, Pittsburgh vs. New England	.48	28	400	4
Nov. 3, 2013	Tom Brady, New England vs. Pittsburgh	.33	23	432	4
Oct. 27, 2013	Matthew Stafford, Detroit vs. Dal. Cowboys	.48	33	488	1
Oct. 6, 2013	Tony Romo, Dal. Cowboys vs. Denver	.36	25	506	5
Oct. 6, 2013	Peyton Manning, Denver vs. Dal. Cowboys	.42	33	414	4
Oct. 6, 2013	Philip Rivers, S.D. Chargers vs. Oak. Raiders	.48	35	411	2
Sept. 30, 2013	Drew Brees, New Orleans vs. Miami	.39	30	413	4
Sept. 29, 2013	Philip Rivers, S.D. Chargers vs. Dal. Cowboys	.42	35	401	3
Sept. 29, 2013	Matt Ryan, Atlanta vs. New England	.54	34	421	2
Sept. 22, 2013	Ben Roethlisberger, Pittsburgh vs. Chi. Bears	.41	26	406	2

## OUTSTANDING PERFORMERS

Date	Player, Team, Opponent	Att.	Comp.	Yards	TD
Sept. 15, 2013	Aaron Rodgers, Green Bay vs. Washington.....	42	34	480	4
Sept. 15, 2013	Philip Rivers, S.D. Chargers vs. Philadelphia.....	47	36	419	3
Sept. 15, 2013	Michael Vick, Philadelphia vs. S.D. Chargers.....	36	23	428	2
Sept. 8, 2013	Eli Manning, N.Y. Giants vs. Dal. Cowboys.....	42	27	450	4
Sept. 8, 2013	Colin Kaepernick, San Francisco vs. Green Bay.....	39	27	412	3
Sept. 5, 2013	Peyton Manning, Denver vs. Bal. Ravens.....	42	27	462	7
Dec. 23, 2012	Drew Brees, New Orleans vs. Dal. Cowboys (OT).....	53	37	446	3
Dec. 23, 2012	Tony Romo, Dal. Cowboys vs. New Orleans (OT).....	43	26	416	4
Dec. 22, 2012	Matthew Stafford, Detroit vs. Atlanta.....	56	37	443	0
Dec. 16, 2012	Tom Brady, New England vs. San Francisco.....	65	36	443	1
Nov. 22, 2012	Tony Romo, Dal. Cowboys vs. Washington.....	62	37	441	3
Nov. 22, 2012	Matthew Stafford, Detroit vs. Hou. Texans (OT).....	61	31	441	2
Nov. 18, 2012	Matt Schaub, Hou. Texans vs. Jacksonville (OT).....	55	43	527	5
Nov. 11, 2012	Matt Ryan, Atlanta vs. New Orleans.....	52	34	411	3
Nov. 4, 2012	*Andrew Luck, Indianapolis vs. Miami.....	48	30	433	2
Nov. 4, 2012	Carson Palmer, Oak. Raiders vs. Tampa Bay.....	61	39	414	4
Oct. 28, 2012	Tony Romo, Dal. Cowboys vs. N.Y. Giants.....	62	36	437	1
Oct. 21, 2012	Josh Freeman, Tampa Bay vs. New Orleans.....	42	24	420	3
Sept. 30, 2012	Drew Brees, New Orleans vs. Green Bay.....	54	35	446	3
Sept. 30, 2012	*Ryan Tannehill, Miami vs. Arizona (OT).....	41	26	431	1
Sept. 16, 2012	Eli Manning, N.Y. Giants vs. Tampa Bay.....	51	31	510	3
Jan. 1, 2012	Carson Palmer, Oak. Raiders vs. S.D. Chargers.....	43	28	417	2
Jan. 1, 2012	Matthew Stafford, Detroit vs. Green Bay.....	59	36	520	5
Jan. 1, 2012	Matt Flynn, Green Bay vs. Detroit.....	44	31	480	6
Dec. 18, 2011	Drew Brees, New Orleans vs. Minnesota.....	40	32	412	5
Dec. 11, 2011	Eli Manning, N.Y. Giants vs. Dal. Cowboys.....	47	27	400	2
Dec. 4, 2011	Matthew Stafford, Detroit vs. New Orleans.....	44	31	408	1
Nov. 28, 2011	Eli Manning, N.Y. Giants vs. New Orleans.....	47	33	406	2
Nov. 27, 2011	Vince Young, Philadelphia vs. New England.....	48	26	400	1
Oct. 9, 2011	Eli Manning, N.Y. Giants vs. Seattle.....	39	24	420	3
Oct. 9, 2011	Matt Schaub, Hou. Texans vs. Oak. Raiders.....	51	24	416	2
Oct. 2, 2011	Aaron Rodgers, Green Bay vs. Denver.....	38	29	408	4
Oct. 2, 2011	Michael Vick, Philadelphia vs. San Francisco.....	46	30	416	2
Sept. 18, 2011	Tom Brady, New England vs. S.D. Chargers.....	40	31	423	3
Sept. 18, 2011	*Cam Newton, Carolina vs. Green Bay.....	46	28	432	1
Sept. 12, 2011	Chad Henne, Miami vs. New England.....	49	30	416	2
Sept. 12, 2011	Tom Brady, New England vs. Miami.....	48	32	517	4
Sept. 11, 2011	*Cam Newton, Carolina vs. Arizona.....	37	24	422	2
Sept. 8, 2011	Drew Brees, New Orleans vs. Green Bay.....	49	32	419	3
Dec. 26, 2010	Aaron Rodgers, Green Bay vs. N.Y. Giants.....	37	25	404	4
Nov. 14, 2010	Matt Cassel, Kansas City vs. Denver.....	53	33	469	4
Nov. 7, 2010	Brett Favre, Minnesota vs. Arizona (OT).....	47	36	446	2
Oct. 24, 2010	Carson Palmer, Cincinnati vs. Atlanta.....	50	36	412	3
Oct. 10, 2010	Tony Romo, Dal. Cowboys vs. Tennessee.....	46	31	406	3
Oct. 10, 2010	Philip Rivers, S.D. Chargers vs. Oak. Raiders.....	42	27	431	2
Sept. 26, 2010	Kyle Orton, Denver vs. Indianapolis.....	57	37	476	1
Sept. 26, 2010	Philip Rivers, S.D. Chargers vs. Seattle.....	53	29	455	2
Sept. 19, 2010	Matt Schaub, Hou. Texans vs. Washington (OT).....	52	38	497	3
Sept. 19, 2010	Donovan McNabb, Washington vs. Hou. Texans (OT).....	38	28	426	1
Sept. 12, 2010	Peyton Manning, Indianapolis vs. Hou. Texans.....	57	40	433	3
Jan. 3, 2010	Kyle Orton, Denver vs. Kansas City.....	56	32	431	1
Dec. 20, 2009	Ben Roethlisberger, Pittsburgh vs. Green Bay.....	46	29	503	3
Dec. 6, 2009	Drew Brees, New Orleans vs. Washington (OT).....	49	35	419	2
Nov. 22, 2009	Matthew Stafford, Detroit vs. Cle. Browns.....	43	26	422	5
Nov. 15, 2009	Donovan McNabb, Philadelphia vs. S.D. Chargers.....	55	35	450	2
Oct. 18, 2009	Ben Roethlisberger, Pittsburgh vs. Cle. Browns.....	35	23	417	2
Sept. 20, 2009	Philip Rivers, S.D. Chargers vs. Bal. Ravens.....	45	25	436	2
Dec. 7, 2008	Matt Schaub, Hou. Texans vs. Green Bay.....	42	28	414	2
Nov. 23, 2008	Matt Cassel, New England vs. Miami.....	43	30	415	3
Nov. 13, 2008	Matt Cassel, New England vs. N.Y. Jets (OT).....	51	30	400	3
Nov. 9, 2008	Drew Brees, New Orleans vs. Atlanta.....	58	31	422	2
Nov. 6, 2008	Jay Cutler, Denver vs. Cle. Browns.....	42	24	447	3
Sept. 28, 2008	Kurt Warner, Arizona vs. N.Y. Jets.....	57	40	472	2
Sept. 21, 2008	Drew Brees, New Orleans vs. Denver.....	48	39	421	1
Sept. 21, 2008	Brian Griese, Tampa Bay vs. Chi. Bears (OT).....	67	38	407	2
Nov. 25, 2007	Kurt Warner, Arizona vs. San Francisco (OT).....	48	34	484	2
Nov. 4, 2007	Drew Brees, New Orleans vs. Jacksonville.....	49	35	445	3
Sept. 23, 2007	Jon Kitna, Detroit vs. Philadelphia.....	46	29	446	2
Sept. 16, 2007	Carson Palmer, Cincinnati vs. Cle. Browns.....	50	33	401	6
Dec. 10, 2006	Chris Weinke, Carolina vs. N.Y. Giants.....	61	34	423	1
Nov. 26, 2006	Matt Leinart, Arizona vs. Minnesota.....	51	31	405	1
Nov. 19, 2006	Drew Brees, New Orleans vs. Cincinnati.....	52	37	510	2
Nov. 12, 2006	Carson Palmer, Cincinnati vs. S.D. Chargers.....	42	31	440	3

## OUTSTANDING PERFORMERS

Date	Player, Team, Opponent	Att.	Comp.	Yards	TD
Nov. 5, 2006	Ben Roethlisberger, Pittsburgh vs. Denver	54	38	433	1
Oct. 22, 2006	Joey Harrington, Miami vs. Green Bay	62	33	414	2
Sept. 17, 2006	Peyton Manning, Indianapolis vs. Hou. Texans	38	26	400	3
Oct. 2, 2005	Marc Bulger, St.L. Rams vs. N.Y. Giants	62	40	442	2
Jan. 2, 2005	Marc Bulger, St.L. Rams vs. N.Y. Jets (OT)	39	29	450	3
Dec. 19, 2004	Daunte Culpepper, Minnesota vs. Detroit	35	25	404	3
Dec. 19, 2004	Billy Volek, Tennessee vs. Oak. Raiders	60	40	492	4
Dec. 13, 2004	Billy Volek, Tennessee vs. Kansas City	43	29	426	4
Dec. 6, 2004	Matt Hasselbeck, Seattle vs. Dal. Cowboys	40	28	414	3
Dec. 5, 2004	Peyton Manning, Indianapolis vs. Tennessee	33	25	425	3
Dec. 5, 2004	Donovan McNabb, Philadelphia vs. Green Bay	43	32	464	5
Nov. 29, 2004	Marc Bulger, St.L. Rams vs. Green Bay	53	35	448	2
Nov. 28, 2004	Kelly Holcomb, Cle. Browns vs. Cincinnati	39	30	413	5
Oct. 31, 2004	Peyton Manning, Indianapolis vs. Kansas City	44	25	472	5
Oct. 31, 2004	Jake Plummer, Denver vs. Atlanta	55	31	499	4
Oct. 17, 2004	Daunte Culpepper, Minnesota vs. New Orleans	37	26	425	5
Oct. 10, 2004	Tim Rattay, San Francisco vs. Arizona (OT)	57	38	417	2
Nov. 16, 2003	Peyton Manning, Indianapolis vs. N.Y. Jets	36	27	401	1
Oct. 12, 2003	Trent Green, Kansas City vs. Green Bay (OT)	45	27	400	3
Oct. 12, 2003	Steve McNair, Tennessee vs. Hou. Texans	27	18	421	3
Dec. 29, 2002	Matt Hasselbeck, Seattle vs. S.D. Chargers (OT)	53	36	449	2
Dec. 1, 2002	Matt Hasselbeck, Seattle vs. San Francisco	55	30	427	3
Nov. 10, 2002	Marc Bulger, St.L. Rams vs. S.D. Chargers	48	36	453	4
Nov. 10, 2002	Tommy Maddox, Pittsburgh vs. Atlanta (OT)	41	28	473	4
Oct. 6, 2002	Drew Bledsoe, Buffalo vs. Oak. Raiders	53	32	417	2
Sept. 22, 2002	Tom Brady, New England vs. Kansas City (OT)	54	39	410	4
Sept. 15, 2002	Drew Bledsoe, Buffalo vs. Minnesota (OT)	49	35	463	3
Sept. 15, 2002	Rich Gannon, Oak. Raiders vs. Pittsburgh	64	43	403	1
Dec. 30, 2001	Jon Kitna, Cincinnati vs. Pittsburgh	68	35	411	2
Dec. 23, 2001	Chris Chandler, Atlanta vs. Buffalo	40	28	431	2
Nov. 18, 2001	Charlie Batch, Detroit vs. Arizona	62	36	436	3
Nov. 18, 2001	Kurt Warner, St.L. Rams vs. New England	42	30	401	3
Sept. 23, 2001	Peyton Manning, Indianapolis vs. Buffalo	29	23	421	4
Dec. 24, 2000	Vinny Testaverde, N.Y. Jets vs. Bal. Ravens	69	36	481	2
Dec. 17, 2000	Jeff Garcia, San Francisco vs. Chi. Bears	44	36	402	2
Dec. 3, 2000	Aaron Brooks, New Orleans vs. Denver	48	30	441	2
Nov. 19, 2000	Gus Frerotte, Denver vs. S.D. Chargers	58	36	462	5
Nov. 5, 2000	Elvis Grbac, Kansas City vs. Oak. Raiders	53	39	504	2
Nov. 5, 2000	Trent Green, St.L. Rams vs. Carolina	42	29	431	2
Sept. 25, 2000	Peyton Manning, Indianapolis vs. Jacksonville	36	23	440	4
Sept. 4, 2000	Kurt Warner, St.L. Rams vs. Denver	35	25	441	3
Dec. 26, 1999	Brad Johnson, Washington vs. San Francisco (OT)	47	32	471	2
Dec. 5, 1999	Jeff Garcia, San Francisco vs. Cincinnati	49	33	437	3
Nov. 28, 1999	Jim Harbaugh, S.D. Chargers vs. Minnesota	39	25	404	1
Nov. 14, 1999	Jim Miller, Chi. Bears vs. Minnesota (OT)	48	34	422	3
Sept. 26, 1999	Peyton Manning, Indianapolis vs. S.D. Chargers	54	29	404	2
Dec. 6, 1998	Vinny Testaverde, N.Y. Jets vs. Seattle	63	42	418	2
Dec. 6, 1998	John Elway, Denver vs. Kansas City	32	22	400	2
Nov. 26, 1998	Troy Aikman, Dal. Cowboys vs. Minnesota	57	34	455	1
Nov. 23, 1998	Drew Bledsoe, New England vs. Miami	54	28	423	2
Nov. 15, 1998	Jake Plummer, Arizona vs. Dal. Cowboys	56	31	465	3
Oct. 5, 1998	Randall Cunningham, Minnesota vs. Green Bay	32	20	442	4
Sept. 6, 1998	Glenn Foley, N.Y. Jets vs. San Francisco (OT)	58	30	415	3
Nov. 2, 1997	Tony Banks, St.L. Rams vs. Atlanta	34	23	401	2
Oct. 26, 1997	Warren Moon, Seattle vs. Oak. Raiders	44	28	409	5
Nov. 10, 1996	Boomer Esiason, Arizona vs. Washington (OT)	59	35	522	3
Nov. 3, 1996	Drew Bledsoe, New England vs. Miami	41	30	419	3
Oct. 27, 1996	Vinny Testaverde, Bal. Ravens vs. St.L. Rams (OT)	51	31	429	3
Oct. 20, 1996	Mark Brunell, Jacksonville vs. St.L. Rams	52	37	421	0
Sept. 22, 1996	Mark Brunell, Jacksonville vs. New England (OT)	39	23	432	3
Dec. 18, 1995	Steve Young, San Francisco vs. Minnesota	49	30	425	3
Nov. 26, 1995	Dave Krieg, Arizona vs. Atlanta (OT)	43	27	413	4
Nov. 23, 1995	Scott Mitchell, Detroit vs. Minnesota	45	30	410	4
Oct. 1, 1995	Dan Marino, Miami vs. Cincinnati	48	33	450	2
Nov. 20, 1994	Warren Moon, Minnesota vs. N.Y. Jets	50	33	400	2
Nov. 13, 1994	Drew Bledsoe, New England vs. Minnesota (OT)	70	45	426	3
Nov. 6, 1994	Warren Moon, Minnesota vs. New Orleans	57	33	420	3
Sept. 25, 1994	Dan Marino, Miami vs. Minnesota	54	29	431	3
Sept. 4, 1994	Dan Marino, Miami vs. New England (OT)	42	23	473	5
Sept. 4, 1994	Drew Bledsoe, New England vs. Miami (OT)	51	32	421	4
Dec. 19, 1993	Steve Beuerlein, Phoenix vs. Seattle	53	34	431	3
Dec. 5, 1993	Brett Favre, Green Bay vs. Chi. Bears	54	36	402	2
Nov. 28, 1993	Steve Young, San Francisco vs. L.A. Rams	32	26	462	4



## OUTSTANDING PERFORMERS

Date	Player, Team, Opponent	Att.	Comp.	Yards	TD
Oct. 31, 1993	Jeff Hostetler, L.A. Raiders vs. S.D. Chargers.....	32	20	424	2
Sept. 13, 1992	Steve Young, San Francisco vs. Buffalo.....	37	26	449	3
Sept. 13, 1992	Jim Kelly, Buffalo vs. San Francisco.....	33	22	403	3
Nov. 10, 1991	Warren Moon, Hou. Oilers vs. Dal. Cowboys (OT).....	56	41	432	0
Nov. 10, 1991	Mark Rypien, Washington vs. Atlanta.....	31	16	442	6
Oct. 13, 1991	Warren Moon, Hou. Oilers vs. N.Y. Jets.....	50	35	423	2
Dec. 16, 1990	Warren Moon, Hou. Oilers vs. Kansas City.....	45	27	527	3
Nov. 4, 1990	Joe Montana, San Francisco vs. Green Bay.....	40	25	411	3
Oct. 14, 1990	Joe Montana, San Francisco vs. Atlanta.....	49	32	476	6
Oct. 7, 1990	Boomer Esiason, Cincinnati vs. L.A. Rams (OT).....	45	31	490	3
Dec. 23, 1989	Warren Moon, Hou. Oilers vs. Cle. Browns.....	51	32	414	2
Dec. 11, 1989	Joe Montana, San Francisco vs. L.A. Rams.....	42	30	458	3
Nov. 26, 1989	Jim Everett, L.A. Rams vs. New Orleans (OT).....	51	29	454	1
Nov. 26, 1989	Mark Rypien, Washington vs. Chi. Bears.....	47	30	401	4
Oct. 2, 1989	Randall Cunningham, Philadelphia vs. Chi. Bears.....	62	32	401	1
Sept. 24, 1989	Joe Montana, San Francisco vs. Philadelphia.....	34	25	428	5
Sept. 24, 1989	Dan Marino, Miami vs. N.Y. Jets.....	55	33	427	3
Sept. 17, 1989	Randall Cunningham, Philadelphia vs. Washington.....	46	34	447	5
Dec. 18, 1988	Dave Krieg, Seattle vs. L.A. Raiders.....	32	19	410	4
Dec. 12, 1988	Dan Marino, Miami vs. Cle. Browns.....	50	30	404	4
Oct. 23, 1988	Dan Marino, Miami vs. N.Y. Jets.....	60	35	521	3
Oct. 16, 1988	Vinny Testaverde, Tampa Bay vs. Indianapolis.....	42	25	469	2
Sept. 11, 1988	Doug Williams, Washington vs. Pittsburgh.....	52	30	430	2
Nov. 29, 1987	Tom Ramsey, New England vs. Philadelphia.....	53	34	402	3
Nov. 22, 1987	Boomer Esiason, Cincinnati vs. Pittsburgh.....	53	30	409	0
Sept. 20, 1987	Neil Lomax, St.L. Cardinals vs. S.D. Chargers.....	61	32	457	3
Dec. 21, 1986	Boomer Esiason, Cincinnati vs. N.Y. Jets.....	30	23	425	5
Dec. 14, 1986	Dan Marino, Miami vs. L.A. Rams (OT).....	46	29	403	5
Nov. 23, 1986	Bernie Kosar, Cle. Browns vs. Pittsburgh (OT).....	46	28	414	2
Nov. 17, 1986	Joe Montana, San Francisco vs. Washington.....	60	33	441	0
Nov. 16, 1986	Dan Marino, Miami vs. Buffalo.....	54	39	404	4
Nov. 10, 1986	Bernie Kosar, Cle. Browns vs. Miami.....	50	32	401	0
Nov. 2, 1986	Tommy Kramer, Minnesota vs. Washington (OT).....	35	20	490	4
Nov. 2, 1986	Ken O'Brien, N.Y. Jets vs. Seattle.....	32	26	431	4
Oct. 27, 1986	Jay Schroeder, Washington vs. N.Y. Giants.....	40	22	420	1
Oct. 12, 1986	Steve Grogan, New England vs. N.Y. Jets.....	42	23	401	3
Sept. 21, 1986	Ken O'Brien, N.Y. Jets vs. Miami (OT).....	43	29	479	4
Sept. 21, 1986	Dan Marino, Miami vs. N.Y. Jets (OT).....	50	30	448	6
Sept. 21, 1986	Tony Eason, New England vs. Seattle.....	45	26	414	3
Dec. 20, 1985	John Elway, Denver vs. Seattle.....	42	24	432	1
Nov. 10, 1985	Dan Fouts, S.D. Chargers vs. L.A. Raiders (OT).....	41	26	436	4
Oct. 13, 1985	Phil Simms, N.Y. Giants vs. Cincinnati.....	62	40	513	1
Oct. 13, 1985	Dave Krieg, Seattle vs. Atlanta.....	51	33	405	4
Oct. 6, 1985	Phil Simms, N.Y. Giants vs. Dal. Cowboys.....	36	18	432	3
Oct. 6, 1985	Joe Montana, San Francisco vs. Atlanta.....	57	37	429	5
Sept. 19, 1985	Tommy Kramer, Minnesota vs. Chi. Bears.....	55	28	436	3
Sept. 15, 1985	Dan Fouts, S.D. Chargers vs. Seattle.....	43	29	440	4
Dec. 16, 1984	Neil Lomax, St.L. Rams vs. Washington.....	46	37	468	2
Dec. 9, 1984	Dan Marino, Miami vs. Indianapolis.....	41	29	404	4
Dec. 2, 1984	Dan Marino, Miami vs. L.A. Raiders.....	57	35	470	4
Nov. 25, 1984	Dave Krieg, Seattle vs. Denver.....	44	30	406	3
Nov. 4, 1984	Dan Marino, Miami vs. N.Y. Jets.....	42	23	422	2
Oct. 21, 1984	Dan Fouts, S.D. Chargers vs. L.A. Raiders.....	45	24	410	3
Sept. 30, 1984	Dan Marino, Miami vs. St.L. Cardinals.....	36	24	429	3
Sept. 3, 1984	Phil Simms, N.Y. Giants vs. Philadelphia.....	30	23	409	4
Dec. 11, 1983	Bill Kenney, Kansas City vs. S.D. Chargers.....	41	31	411	4
Nov. 20, 1983	Dave Krieg, Seattle vs. Denver.....	42	31	418	3
Oct. 9, 1983	Joe Ferguson, Buffalo vs. Miami (OT).....	55	38	419	5
Oct. 2, 1983	Joe Theismann, Washington vs. L.A. Raiders.....	39	23	417	3
Sept. 25, 1983	Richard Todd, N.Y. Jets vs. L.A. Rams (OT).....	50	37	446	2
Dec. 26, 1982	Vince Ferragamo, L.A. Rams vs. Chi. Bears.....	46	30	509	3
Dec. 20, 1982	Dan Fouts, S.D. Chargers vs. Cincinnati.....	40	25	435	1
Dec. 20, 1982	Ken Anderson, Cincinnati vs. S.D. Chargers.....	56	40	416	2
Dec. 11, 1982	Dan Fouts, S.D. Chargers vs. San Francisco.....	48	33	444	5
Nov. 21, 1982	Joe Montana, San Francisco vs. St.L. Cardinals.....	39	26	408	3
Nov. 15, 1981	Steve Bartkowski, Atlanta vs. Pittsburgh.....	50	33	416	2
Oct. 25, 1981	Brian Sipe, Cle. Browns vs. Bal. Colts.....	41	30	444	4
Oct. 25, 1981	David Woodley, Miami vs. Dal. Cowboys.....	37	21	408	3
Oct. 11, 1981	Tommy Kramer, Minnesota vs. S.D. Chargers.....	43	27	444	4
Dec. 14, 1980	Tommy Kramer, Minnesota vs. Cle. Browns.....	49	38	456	4
Nov. 16, 1980	Doug Williams, Tampa Bay vs. Minnesota.....	55	30	486	4
Oct. 19, 1980	Dan Fouts, S.D. Chargers vs. N.Y. Giants.....	41	26	444	3
Oct. 12, 1980	Lynn Dickey, Green Bay vs. Tampa Bay (OT).....	51	35	418	1

## OUTSTANDING PERFORMERS

Date	Player, Team, Opponent	Att.	Comp.	Yards	TD
Sept. 21, 1980	Richard Todd, N.Y. Jets vs. San Francisco	60	42	447	3
Oct. 3, 1976	James Harris, L.A. Rams vs. Miami	29	17	436	2
Nov. 17, 1975	Ken Anderson, Cincinnati vs. Buffalo	46	30	447	2
Nov. 18, 1974	Charley Johnson, Denver vs. Kansas City	42	28	445	2
Dec. 11, 1972	Joe Namath, N.Y. Jets vs. Oak. Raiders	46	25	403	1
Sept. 24, 1972	Joe Namath, N.Y. Jets vs. Bal. Colts	28	15	496	6
Dec. 21, 1969	Don Horn, Green Bay vs. St.L. Cardinals	31	22	410	5
Sept. 28, 1969	Joe Kapp, Minnesota vs. Bal. Colts	43	28	449	7
Sept. 9, 1968	Pete Beathard, Hou. Oilers vs. Kansas City	48	23	413	2
Nov. 26, 1967	Sonny Jurgensen, Washington vs. Cle. Browns	50	32	418	3
Oct. 1, 1967	Joe Namath, N.Y. Jets vs. Miami	39	23	415	3
Sept. 17, 1967	Johnny Unitas, Bal. Colts vs. Atlanta	32	22	401	2
Nov. 13, 1966	Don Meredith, Dal. Cowboys vs. Washington	29	21	406	2
Nov. 28, 1965	Sonny Jurgensen, Washington vs. Dal. Cowboys	43	26	411	3
Oct. 24, 1965	Fran Tarkenton, Minnesota vs. San Francisco	35	21	407	3
Nov. 1, 1964	Len Dawson, Kansas City vs. Denver	38	23	435	6
Oct. 25, 1964	Cotton Davidson, Oak. Raiders vs. Denver	36	23	427	5
Oct. 16, 1964	Babe Parilli, Bos. Patriots vs. Oak. Raiders	47	25	422	4
Dec. 22, 1963	Tom Flores, Oak. Raiders vs. Hou. Oilers	29	17	407	6
Nov. 17, 1963	Norm Snead, Washington vs. Pittsburgh	40	23	424	2
Nov. 10, 1963	Don Meredith, Dal. Cowboys vs. San Francisco	48	30	460	3
Oct. 13, 1963	Charley Johnson, St.L. Cardinals vs. Pittsburgh	41	20	428	2
Dec. 16, 1962	Sonny Jurgensen, Philadelphia vs. St.L. Cardinals	34	15	419	5
Nov. 18, 1962	Bill Wade, Chi. Bears vs. Dal. Cowboys	46	28	466	2
Oct. 28, 1962	Y.A. Tittle, N.Y. Giants vs. Washington	39	27	505	7
Sept. 15, 1962	Frank Tripucka, Denver vs. Buffalo	56	29	447	2
Dec. 17, 1961	Sonny Jurgensen, Philadelphia vs. Detroit	42	27	403	3
Nov. 19, 1961	George Blanda, Hou. Oilers vs. N.Y. Titans	32	20	418	7
Oct. 29, 1961	George Blanda, Hou. Oilers vs. Buffalo	32	18	464	4
Oct. 29, 1961	Sonny Jurgensen, Philadelphia vs. Washington	41	27	436	3
Oct. 13, 1961	Jacky Lee, Hou. Oilers vs. Bos. Patriots	41	27	457	2
Dec. 13, 1958	Bobby Layne, Pittsburgh vs. Chi. Cardinals	49	23	409	2
Nov. 8, 1953	Bobby Thomason, Philadelphia vs. N.Y. Giants	44	22	437	4
Oct. 4, 1952	Otto Graham, Cle. Browns vs. Pittsburgh	49	21	401	3
Sept. 28, 1951	Norm Van Brocklin, L.A. Rams vs. N.Y. Yanks	41	27	554	5
Dec. 11, 1949	Johnny Lujack, Chi. Bears vs. Chi. Cardinals	39	24	468	6
Oct. 31, 1948	Sammy Baugh, Washington vs. Bos. Yanks	24	17	446	4
Oct. 31, 1948	Jim Hardy, L.A. Rams vs. Chi. Cardinals	53	28	406	3
Nov. 14, 1943	Sid Luckman, Chi. Bears vs. N.Y. Giants	32	21	433	7

\*First season of professional football.

### TIMES 400 OR MORE

403 times by 147 players...Breese 16; Brady, P.Manning 14; Marino 13; Roethlisberger 12; Rivers 11; Mahomes, Prescott, Stafford 10; E.Manning, Rodgers 9; Cousins, Palmer 8; Montana, Moon 7; Bledsoe, Fitzpatrick, Fouts, Ryan 6; Burrow, Jurgensen, Krieg, Romo, Schaub 5; Allen, Bulger, Carr, Esiason, Foles, Goff, Kramer, Testaverde, Warner, Winston 4; Cassel, Cunningham, M.Hasselbeck, Luck, McNabb, Namath, Simms, Young 3; Anderson, Blanda, Brunell, Culppepper, Elway, Favre, Garcia, Green, C.Johnson, Kitna, Kosar, Lomax, Meredith, Mullens, Murray, Newton, O'Brien, Orton, Plummer, Rypien, Tagovailoa, Todd, Vick, Volek, Watson, D.Williams, Wilson 2.

### 100 PASS RECEPTIONS IN A SEASON

Year	Player, Team	No.	Yards	Avg.	Long	TD
2023	CeeDee Lamb, Dal. Cowboys <sup>2</sup>	135	1,749	13.0	92	12
	Tyreek Hill, Miami <sup>2</sup>	119	1,799	15.1	78	13
	Amon-Ra St. Brown, Detroit <sup>2</sup>	119	1,515	12.7	70	10
	Evan Engram, Jacksonville	114	963	8.4	34	4
	Michael Pittman, Indianapolis	109	1,152	10.6	75	4
	Keenan Allen, L.A. Chargers <sup>5</sup>	108	1,243	11.5	42	7
	Stefon Diggs, Buffalo <sup>5</sup>	107	1,183	11.1	55	8
	A.J. Brown, Philadelphia	106	1,456	13.7	59	7
	*Puka Nacua, L.A. Rams	105	1,486	14.2	80	6
	Davante Adams, Las Vegas <sup>3</sup>	103	1,144	11.1	46	8
	Adam Thielen, Carolina <sup>2</sup>	103	1,014	9.8	32	4
	Ja'Marr Chase, Cincinnati	100	1,216	12.2	76	7
	2022	Justin Jefferson, Minnesota <sup>2</sup>	128	1,809	14.1	64
Tyreek Hill, Miami <sup>2</sup>		119	1,710	14.4	64	7
Travis Kelce, Kansas City <sup>3</sup>		110	1,338	12.2	52	12
Stefon Diggs, Buffalo <sup>4</sup>		108	1,429	13.2	53	11
Austin Ekeler, L.A. Chargers		107	722	6.7	23	5
CeeDee Lamb, Dallas		107	1,359	12.7	39	9
Amon-Ra St. Brown, Detroit		106	1,161	11.0	49	6

## OUTSTANDING PERFORMERS

Year	Player, Team	Yards	No.	Avg.	Long	TD
2021	Chris Godwin, Tampa Bay.....	104	1,023	9.8	44	3
	Davante Adams, Las Vegas <sup>1</sup> .....	100	1,516	15.2	60	14
	Cooper Kupp, L.A. Rams.....	145	1,947	13.4	59	16
	Davante Adams, Green Bay <sup>2</sup> .....	123	1,553	12.6	59	11
	Tyreek Hill, Kansas City.....	111	1,239	11.2	75	9
	Justin Jefferson, Minnesota.....	108	1,616	15.0	56	10
	Mark Andrews, Bal. Ravens.....	107	1,361	12.7	43	9
	Diontae Johnson, Pittsburgh.....	107	1,161	10.9	50	8
	Keenan Allen, L.A. Chargers <sup>4</sup> .....	106	1,138	10.7	42	6
	*Jaylen Waddle, Miami.....	104	1,015	9.8	57	6
2020	Stefon Diggs, Buffalo <sup>3</sup> .....	103	1,225	11.9	61	10
	Hunter Renfrow, Las Vegas.....	103	1,038	10.1	54	9
	Stefon Diggs, Buffalo <sup>2</sup> .....	127	1,535	12.1	55	8
	Davante Adams, Green Bay <sup>2</sup> .....	115	1,374	11.9	56	18
	DeAndre Hopkins, Arizona <sup>4</sup> .....	115	1,407	12.2	60	6
	Darren Waller, Las Vegas.....	107	1,196	11.2	38	9
	Travis Kelce, Kansas City <sup>2</sup> .....	105	1,416	13.5	45	11
	Allen Robinson, Chi. Bears.....	102	1,250	12.3	42	6
	Keenan Allen, L.A. Chargers <sup>3</sup> .....	100	992	9.9	28	8
	Tyler Lockett, Seattle.....	100	1,054	10.5	47	10
2019	Michael Thomas, New Orleans <sup>3</sup> .....	149	1,725	11.6	49	9
	Christian McCaffrey, Carolina <sup>2</sup> .....	116	1,005	8.7	28	4
	Keenan Allen, L.A. Chargers <sup>2</sup> .....	104	1,199	11.5	45	6
	DeAndre Hopkins, Hou. Texans <sup>3</sup> .....	104	1,165	11.2	43	7
	Julian Edelman, New England <sup>2</sup> .....	100	1,117	11.2	44	6
	Michael Thomas, New Orleans <sup>2</sup> .....	125	1,405	11.2	72	9
	Zach Ertz, Philadelphia.....	116	1,163	10.0	34	8
2018	DeAndre Hopkins, Hou. Texans <sup>2</sup> .....	115	1,572	13.7	49	11
	Julio Jones, Atlanta <sup>3</sup> .....	113	1,677	14.8	58	8
	Adam Thielen, Minnesota.....	113	1,373	12.2	68	9
	JuJu Smith-Schuster, Pittsburgh.....	111	1,426	12.8	97	7
	Davante Adams, Green Bay.....	111	1,386	12.5	57	13
	Christian McCaffrey, Carolina.....	107	867	8.1	38	6
	Antonio Brown, Pittsburgh <sup>6</sup> .....	104	1,297	12.5	78	15
	Travis Kelce, Kansas City.....	103	1,336	13.0	43	10
	Stefon Diggs, Minnesota.....	102	1,021	10.0	75	9
	Jarvis Landry, Miami <sup>2</sup> .....	112	987	8.8	49	9
2017	Larry Fitzgerald, Arizona <sup>2</sup> .....	109	1,156	10.6	37	6
	Michael Thomas, New Orleans.....	104	1,245	12.0	43	5
	Keenan Allen, L.A. Chargers.....	102	1,393	13.7	51	6
	Antonio Brown, Pittsburgh <sup>5</sup> .....	101	1,533	15.2	57	9
	Larry Fitzgerald, Arizona <sup>4</sup> .....	107	1,023	9.6	32	6
	Antonio Brown, Pittsburgh <sup>4</sup> .....	106	1,284	12.1	51	12
	Odell Beckham Jr., N.Y. Giants.....	101	1,367	13.5	75	10
2016	Antonio Brown, Pittsburgh <sup>3</sup> .....	136	1,834	13.5	59	10
	Julio Jones, Atlanta <sup>2</sup> .....	136	1,871	13.8	70	8
	DeAndre Hopkins, Hou. Texans.....	111	1,521	13.7	61	11
	Jarvis Landry, Miami.....	110	1,157	10.5	50	4
	Larry Fitzgerald, Arizona <sup>3</sup> .....	109	1,215	11.1	44	9
	Brandon Marshall, N.Y. Jets <sup>7</sup> .....	109	1,502	13.8	69	14
	Demaryius Thomas, Denver <sup>2</sup> .....	105	1,304	12.4	72	6
2015	Antonio Brown, Pittsburgh <sup>2</sup> .....	129	1,698	13.2	63	13
	Demaryius Thomas, Denver.....	111	1,619	14.6	86	11
	Julio Jones, Atlanta.....	104	1,593	15.3	79	6
	Matt Forte, Chi. Bears.....	102	808	7.9	56	4
	Emmanuel Sanders, Denver.....	101	1,404	13.9	48	9
	Pierre Garcon, Washington.....	113	1,346	11.9	53	5
2014	Antonio Brown, Pittsburgh.....	110	1,499	13.6	56	8
	Andre Johnson, Hou. Texans <sup>5</sup> .....	109	1,407	12.9	62	5
	Julian Edelman, New England.....	105	1,056	10.1	44	6
	Brandon Marshall, Chi. Bears <sup>5</sup> .....	100	1,295	13.0	44	12
	Calvin Johnson, Detroit.....	122	1,964	16.1	53	5
	Brandon Marshall, Chi. Bears <sup>4</sup> .....	118	1,508	12.8	56	11
2013	Wes Welker, New England <sup>3</sup> .....	118	1,354	11.5	59	6
	Andre Johnson, Hou. Texans <sup>4</sup> .....	112	1,598	14.3	60	4
	Jason Witten, Dal. Cowboys.....	110	1,039	9.4	36	3
	Reggie Wayne, Indianapolis <sup>1</sup> .....	106	1,355	12.8	33	5
	Wes Welker, New England <sup>4</sup> .....	122	1,569	12.9	99	9
	Roddy White, Atlanta <sup>2</sup> .....	100	1,296	13.0	43	8
2012	Roddy White, Atlanta.....	115	1,389	12.1	46	10
	Reggie Wayne, Indianapolis <sup>3</sup> .....	111	1,355	12.2	50	6
	Wes Welker, New England <sup>3</sup> .....	123	1,348	11.0	58	4
2011	Steve Smith, N.Y. Giants.....	107	1,220	11.4	51	7

## OUTSTANDING PERFORMERS

Year	Player, Team	Yards	No.	Avg.	Long	TD
	Andre Johnson, Hou. Texans <sup>3</sup>	101	1,569	15.5	72	9
	Brandon Marshall, Denver <sup>3</sup>	101	1,120	11.1	75	10
	Dallas Clark, Indianapolis	100	1,106	11.1	80	10
	Reggie Wayne, Indianapolis <sup>2</sup>	100	1,264	12.6	65	10
2008	Andre Johnson, Hou. Texans <sup>2</sup>	115	1,575	13.7	65	8
	Wes Welker, New England <sup>2</sup>	111	1,165	10.5	64	3
	Brandon Marshall, Denver <sup>2</sup>	104	1,265	12.2	47	6
2007	T.J. Houshmandzadeh, Cincinnati	112	1,143	10.2	42	12
	Wes Welker, New England	112	1,175	10.5	42	8
	Reggie Wayne, Indianapolis	104	1,510	14.5	64	10
	Derrick Mason, Bal. Ravens	103	1,087	10.6	79	5
	Brandon Marshall, Denver	102	1,325	13.0	68	7
	Larry Fitzgerald, Arizona <sup>2</sup>	100	1,409	14.1	48	10
2006	Andre Johnson, Hou. Texans	103	1,147	11.1	53	5
2005	Larry Fitzgerald, Arizona	103	1,409	13.7	47	10
	Steve Smith, Carolina	103	1,563	15.2	80	12
	Anquan Boldin, Arizona <sup>2</sup>	102	1,402	13.7	54	7
	Torry Holt, St.L. Rams <sup>2</sup>	102	1,331	13.0	44	9
2004	Tony Gonzalez, Kansas City	102	1,258	12.3	32	7
2003	Torry Holt, St.L. Rams	117	1,696	14.5	48	12
	Randy Moss, Minnesota <sup>2</sup>	111	1,632	14.7	72	17
	*Anquan Boldin, Arizona	101	1,377	13.6	71	8
	LaDainian Tomlinson, S.D. Chargers	100	725	7.3	73	4
2002	Marvin Harrison, Indianapolis <sup>4</sup>	143	1,722	12.0	69	11
	Hines Ward, Pittsburgh	112	1,329	11.9	72	12
	Randy Moss, Minnesota	106	1,347	12.7	60	7
	Eric Moulds, Buffalo	100	1,292	12.9	70	10
	Terrell Owens, San Francisco	100	1,300	13.0	76	13
2001	Rod Smith, Denver <sup>2</sup>	113	1,343	11.9	65	11
	Jimmy Smith, Jacksonville <sup>2</sup>	112	1,373	12.3	35	8
	Marvin Harrison, Indianapolis <sup>3</sup>	109	1,524	14.0	68	15
	Keyshawn Johnson, Tampa Bay	106	1,266	11.9	47	1
	Troy Brown, New England	101	1,199	11.9	60	5
	Marty Booker, Chi. Bears	100	1,071	10.7	66	8
2000	Marvin Harrison, Indianapolis <sup>2</sup>	102	1,413	13.9	78	14
	Muhsin Muhammad, Carolina	102	1,183	11.6	36	6
	Ed McCaffrey, Denver	101	1,317	13.0	61	9
	Rod Smith, Denver	100	1,602	16.0	49	8
1999	Jimmy Smith, Jacksonville	116	1,636	14.1	62	6
	Marvin Harrison, Indianapolis	115	1,663	14.5	57	12
1997	Tim Brown, Oak. Raiders	104	1,408	13.5	59	5
	Herman Moore, Detroit <sup>3</sup>	104	1,293	12.4	79	8
1996	Jerry Rice, San Francisco <sup>4</sup>	108	1,254	11.6	39	8
	Herman Moore, Detroit <sup>2</sup>	106	1,296	12.2	50	9
	Carl Pickens, Cincinnati	100	1,180	11.8	61	12
1995	Herman Moore, Detroit	123	1,686	13.7	69	14
	Jerry Rice, San Francisco <sup>3</sup>	122	1,848	15.1	81	15
	Cris Carter, Minnesota <sup>2</sup>	122	1,371	11.2	60	17
	Isaac Bruce, St.L. Rams	119	1,781	15.0	72	13
	Michael Irvin, Dal. Cowboys	111	1,603	14.4	50	10
	Brett Perriman, Detroit	108	1,488	13.8	91	9
	Eric Metcalf, Atlanta	104	1,189	11.4	62	8
	Robert Brooks, Green Bay	102	1,497	14.7	99	13
	Larry Centers, Arizona	101	962	9.5	32	2
1994	Cris Carter, Minnesota	122	1,256	10.3	65	7
	Jerry Rice, San Francisco <sup>2</sup>	112	1,499	13.4	69	13
	Terance Mathis, Atlanta	111	1,342	12.1	81	11
1993	Sterling Sharpe, Green Bay <sup>2</sup>	112	1,274	11.4	54	11
1992	Sterling Sharpe, Green Bay	108	1,461	13.5	76	13
1991	Haywood Jeffires, Hou. Oilers	100	1,181	11.8	44	7
1990	Jerry Rice, San Francisco	100	1,502	15.0	64	13
1984	Art Monk, Washington	106	1,372	12.9	72	7
1964	Charlie Hennigan, Hou. Oilers	101	1,546	15.3	53	8
1961	Lionel Taylor, Denver	100	1,176	11.8	52	4

\*First season of professional football. NOTE: Numeral in superscript indicates season number player accomplished feat.

### 1,000 YARDS PASS RECEIVING IN A SEASON

Year	Player, Team	Yards	No.	Avg.	Long	TD
2023	Tyreek Hill, Miami <sup>6</sup>	1,799	119	15.1	78	13
	CeeDee Lamb, Dal. Cowboys <sup>2</sup>	1,749	135	13.0	92	12
	Amon-Ra St. Brown, Detroit <sup>2</sup>	1,515	119	12.7	70	10
	*Puka Nacua, L.A. Rams	1,486	105	14.2	80	6
	A.J. Brown, Philadelphia <sup>4</sup>	1,456	106	13.7	59	7
	DJ Moore, Chicago <sup>4</sup>	1,364	96	14.2	58	8

## OUTSTANDING PERFORMERS

Year	Player, Team	Yards	No.	Avg.	Long	TD
	Brandon Aiyuk, San Francisco <sup>2</sup>	1,342	75	17.9	76	7
	Nico Collins, Hou. Texans	1,297	80	16.2	75	8
	Mike Evans, Tampa Bay <sup>10</sup>	1,255	79	15.9	75	13
	Amari Cooper, Cleveland <sup>7</sup>	1,250	72	17.4	75	5
	Keenan Allen, L.A. Chargers <sup>5</sup>	1,243	108	11.5	42	7
	Ja'Marr Chase, Cincinnati <sup>3</sup>	1,216	100	12.2	76	7
	Stefon Diggs, Buffalo <sup>9</sup>	1,183	107	11.1	55	8
	Michael Pittman, Indianapolis <sup>2</sup>	1,152	109	10.6	75	4
	Davante Adams, Las Vegas <sup>4</sup>	1,144	103	11.1	46	8
	George Pickens, Pittsburgh	1,140	63	18.1	86	5
	Chris Olave, New Orleans <sup>2</sup>	1,123	87	12.9	51	5
	DK Metcalf, Seattle <sup>3</sup>	1,114	66	16.9	73	8
	Justin Jefferson, Minnesota <sup>4</sup>	1,074	68	15.8	52	5
	DeVonta Smith, Philadelphia <sup>2</sup>	1,066	81	13.2	63	7
	DeAndre Hopkins, Tennessee <sup>8</sup>	1,057	75	14.1	61	7
	Garrett Wilson, N.Y. Jets <sup>2</sup>	1,042	95	11.0	68	3
	Chris Godwin, Tampa Bay <sup>4</sup>	1,024	83	12.3	47	2
	George Kittle, San Francisco <sup>3</sup>	1,020	65	15.7	66	6
	Calvin Ridley, Jacksonville <sup>2</sup>	1,016	76	13.4	59	8
	Adam Thielen, Carolina <sup>4</sup>	1,014	103	9.8	32	4
	Jaylen Waddle, Miami <sup>3</sup>	1,014	72	14.1	60	4
	Terry McLaurin, Washington <sup>4</sup>	1,002	79	12.7	48	4
2022	Justin Jefferson, Minnesota <sup>4</sup>	1,809	128	14.1	64	8
	Tyreek Hill, Miami <sup>5</sup>	1,710	119	14.4	64	7
	Davante Adams, Las Vegas <sup>4</sup>	1,516	100	15.2	60	14
	A.J. Brown, Philadelphia <sup>3</sup>	1,496	88	17.0	78	11
	Stefon Diggs, Buffalo <sup>2</sup>	1,429	108	13.2	53	11
	CeeDee Lamb, Dallas <sup>2</sup>	1,359	107	12.7	39	9
	Jaylen Waddle, Miami <sup>2</sup>	1,356	75	18.1	84	8
	Travis Kelce, Kansas City <sup>7</sup>	1,338	110	12.2	52	12
	DeVonta Smith, Philadelphia	1,196	95	12.6	45	7
	Terry McLaurin, Washington <sup>3</sup>	1,191	77	15.5	52	5
	Amon-Ra St. Brown, Detroit	1,161	106	11.0	49	6
	Amari Cooper, Cleveland <sup>6</sup>	1,160	78	14.9	55	9
	Mike Evans, Tampa Bay <sup>8</sup>	1,124	77	14.6	63	6
	Christian Kirk, Jacksonville	1,108	84	13.2	49	8
	*Garrett Wilson, N.Y. Jets	1,103	83	13.3	60	4
	DK Metcalf, Seattle <sup>2</sup>	1,048	90	11.6	54	6
	Ja'Marr Chase, Cincinnati <sup>2</sup>	1,046	87	12.0	60	9
	*Chris Olave, New Orleans	1,042	72	14.5	53	4
	Tyler Lockett, Seattle <sup>4</sup>	1,033	84	12.3	40	9
	Tee Higgins, Cincinnati <sup>2</sup>	1,029	74	13.9	59	7
	Chris Godwin, Tampa Bay <sup>2</sup>	1,023	104	9.8	44	3
	Brandon Aiyuk, San Francisco	1,015	78	13.0	54	8
2021	Cooper Kupp, L.A. Rams <sup>2</sup>	1,947	145	13.4	59	16
	Justin Jefferson, Minnesota <sup>2</sup>	1,616	108	15.0	56	10
	Davante Adams, Green Bay <sup>2</sup>	1,553	123	12.6	59	11
	*Ja'Marr Chase, Cincinnati	1,455	81	18.0	82	13
	Deebo Samuel, San Francisco	1,405	77	18.2	83	6
	Mark Andrews, Bal. Ravens	1,361	107	12.7	43	9
	Tyreek Hill, Kansas City <sup>4</sup>	1,239	111	11.2	75	9
	Stefon Diggs, Buffalo <sup>4</sup>	1,225	103	11.9	61	10
	Tyler Lockett, Seattle <sup>3</sup>	1,175	73	16.1	69	8
	Diontae Johnson, Pittsburgh	1,161	107	10.9	50	8
	D.J. Moore, Carolina <sup>4</sup>	1,157	93	12.4	64	4
	Mike Williams, L.A. Chargers <sup>2</sup>	1,146	76	15.1	72	9
	Keenan Allen, L.A. Chargers <sup>5</sup>	1,138	106	10.7	42	6
	Travis Kelce, Kansas City <sup>6</sup>	1,125	92	12.2	69	9
	Chris Godwin, Tampa Bay <sup>2</sup>	1,103	98	11.3	44	5
	CeeDee Lamb, Dal. Cowboys	1,102	79	13.9	49	6
	Tee Higgins, Cincinnati	1,091	74	14.7	54	6
	Michael Pittman, Indianapolis	1,082	88	12.3	57	6
	Darnell Mooney, Chi. Bears	1,055	81	13.0	64	4
	Terry McLaurin, Washington <sup>2</sup>	1,053	77	13.7	46	5
	Hunter Renfrow, Las Vegas	1,038	103	10.1	54	9
	Brandin Cooks, Hou. Texans <sup>6</sup>	1,037	90	11.5	52	6
	Mike Evans, Tampa Bay <sup>8</sup>	1,035	74	14.0	46	14
	*Kyle Pitts, Atlanta	1,026	68	15.1	61	1
	*Jaylen Waddle, Miami	1,015	104	9.8	57	6
	Marquise Brown, Bal. Ravens	1,008	91	11.1	49	6
2020	Stefon Diggs, Buffalo <sup>9</sup>	1,535	127	12.1	55	8
	Travis Kelce, Kansas City <sup>2</sup>	1,416	105	13.5	45	11
	DeAndre Hopkins, Arizona <sup>6</sup>	1,407	115	12.2	60	6
	*Justin Jefferson, Minnesota	1,400	88	15.9	71	7

## OUTSTANDING PERFORMERS

Year	Player, Team	Yards	No.	Avg.	Long	TD
	Davante Adams, Green Bay <sup>2</sup>	1,374	115	11.9	56	18
	Calvin Ridley, Atlanta	1,374	90	15.3	63	9
	DK Metcalf, Seattle	1,303	83	15.7	62	10
	Tyreek Hill, Kansas City <sup>3</sup>	1,276	87	14.7	75	15
	Allen Robinson, Chi. Bears <sup>3</sup>	1,250	102	12.3	42	6
	Darren Waller, Las Vegas <sup>2</sup>	1,196	107	11.2	38	9
	D.J. Moore, Carolina <sup>2</sup>	1,193	66	18.1	74	4
	Brandin Cooks, Hou. Texans <sup>5</sup>	1,150	81	14.2	57	6
	Terry McLaurin, Washington	1,118	87	12.9	68	4
	Amari Cooper, Dal. Cowboys <sup>5</sup>	1,114	92	12.1	69	5
	Robby Anderson, Carolina	1,096	95	11.5	75	3
	A.J. Brown, Tennessee <sup>2</sup>	1,075	70	15.4	73	11
	Tyler Lockett, Seattle <sup>2</sup>	1,054	100	10.5	47	10
	Mike Evans, Tampa Bay <sup>7</sup>	1,006	70	14.4	50	13
2019	Michael Thomas, New Orleans <sup>4</sup>	1,725	149	11.6	49	9
	Julio Jones, Atlanta <sup>7</sup>	1,394	99	14.1	54	6
	Chris Godwin, Tampa Bay	1,333	86	15.5	71	9
	Travis Kelce, Kansas City <sup>4</sup>	1,229	97	12.7	47	5
	DeVante Parker, Miami	1,202	72	16.7	51	9
	Keenan Allen, L.A. Chargers <sup>4</sup>	1,199	104	11.5	45	6
	Kenny Golladay, Detroit <sup>2</sup>	1,190	65	18.3	75	11
	Amari Cooper, Dal. Cowboys <sup>4</sup>	1,189	79	15.1	53	8
	D.J. Moore, Carolina	1,175	87	13.5	52	4
	Jarvis Landry, Cle. Browns <sup>3</sup>	1,174	83	14.1	65	6
	DeAndre Hopkins, Hou. Texans <sup>5</sup>	1,165	104	11.2	43	7
	Cooper Kupp, L.A. Rams	1,161	94	12.4	66	10
	Mike Evans, Tampa Bay <sup>6</sup>	1,157	67	17.3	67	8
	Allen Robinson, Chi. Bears <sup>2</sup>	1,147	98	11.7	49	7
	Darren Waller, Oak. Raiders	1,145	90	12.7	75	3
	Robert Woods, L.A. Rams <sup>2</sup>	1,134	90	12.6	48	2
	Stefon Diggs, Minnesota <sup>2</sup>	1,130	63	17.9	66	6
	Julian Edelman, New England <sup>3</sup>	1,117	100	11.2	44	6
	Courtland Sutton, Denver	1,112	72	15.4	70	6
	Michael Gallup, Dal. Cowboys	1,107	66	16.8	62	6
	John Brown, Buffalo <sup>2</sup>	1,060	72	14.7	53	6
	Tyler Lockett, Seattle	1,057	82	12.9	44	8
	George Kittle, San Francisco <sup>2</sup>	1,053	85	12.4	61	5
	*A.J. Brown, Tennessee	1,051	52	20.2	91	8
	Tyler Boyd, Cincinnati <sup>2</sup>	1,046	90	11.6	47	5
	Odell Beckham Jr., Cle. Browns <sup>5</sup>	1,035	74	14.0	89	4
	DJ Chark, Jacksonville	1,008	73	13.8	69	8
	Christian McCaffrey, Carolina	1,005	116	8.7	28	4
	Mike Williams, L.A. Chargers	1,001	49	20.4	56	2
2018	Julio Jones, Atlanta <sup>9</sup>	1,677	113	14.8	58	8
	DeAndre Hopkins, Hou. Texans <sup>4</sup>	1,572	115	13.7	49	11
	Mike Evans, Tampa Bay <sup>8</sup>	1,524	86	17.7	72	8
	Tyreek Hill, Kansas City <sup>2</sup>	1,479	87	17.0	75	12
	JuJu Smith-Schuster, Pittsburgh	1,426	111	12.8	97	7
	Michael Thomas, New Orleans <sup>3</sup>	1,405	125	11.2	72	9
	Davante Adams, Green Bay	1,386	111	12.5	57	13
	George Kittle, San Francisco	1,377	88	15.6	85	5
	Adam Thielen, Minnesota <sup>2</sup>	1,373	113	12.2	68	9
	Travis Kelce, Kansas City <sup>3</sup>	1,336	103	13.0	43	10
	Antonio Brown, Pittsburgh <sup>7</sup>	1,297	104	12.5	78	15
	T.Y. Hilton, Indianapolis <sup>5</sup>	1,270	76	16.7	68	6
	Robert Woods, L.A. Rams	1,219	86	14.2	39	6
	Brandin Cooks, L.A. Rams <sup>4</sup>	1,204	80	15.1	57	5
	Keenan Allen, L.A. Chargers <sup>3</sup>	1,196	97	12.3	54	6
	Zach Ertz, Philadelphia	1,163	116	10.0	34	8
	Kenny Golladay, Detroit	1,063	70	15.2	60	5
	Odell Beckham Jr., N.Y. Giants <sup>4</sup>	1,052	77	13.7	51	6
	Tyler Boyd, Cincinnati	1,028	76	13.5	49	7
	Stefon Diggs, Minnesota	1,021	102	10.0	75	9
	Amari Cooper, Oak. Raiders-Dal. Cowboys <sup>3</sup>	1,005	75	13.4	90	7
2017	Antonio Brown, Pittsburgh <sup>6</sup>	1,533	101	15.2	57	9
	Julio Jones, Atlanta <sup>8</sup>	1,444	88	16.4	53	3
	Keenan Allen, L.A. Chargers <sup>2</sup>	1,393	102	13.7	51	6
	DeAndre Hopkins, Hou. Texans <sup>3</sup>	1,378	96	14.4	72	13
	Adam Thielen, Minnesota	1,276	91	14.0	65	4
	Michael Thomas, New Orleans <sup>2</sup>	1,245	104	12.0	43	5
	Tyreek Hill, Kansas City	1,183	75	15.8	79	7
	Larry Fitzgerald, Arizona <sup>8</sup>	1,156	109	10.6	37	6
	Marvin Jones, Detroit	1,101	61	18.0	58	9

## OUTSTANDING PERFORMERS

Year	Player, Team	Yards	No.	Avg.	Long	TD
	Rob Gronkowski, New England <sup>4</sup>	1,084	69	15.7	53	8
	Brandin Cooks, New England <sup>4</sup>	1,082	65	16.6	64	7
	A.J. Green, Cincinnati <sup>3</sup>	1,078	75	14.4	77	8
	Travis Kelce, Kansas City <sup>2</sup>	1,038	83	12.5	44	8
	Golden Tate, Detroit <sup>2</sup>	1,003	92	10.9	71	5
	Mike Evans, Tampa Bay <sup>4</sup>	1,001	71	14.1	42	5
2016	T.Y. Hilton, Indianapolis <sup>1</sup>	1,448	91	15.9	63	6
	Julio Jones, Atlanta <sup>4</sup>	1,409	83	17.0	75	6
	Odell Beckham Jr., N.Y. Giants <sup>3</sup>	1,367	101	13.5	75	10
	Mike Evans, Tampa Bay <sup>3</sup>	1,321	96	13.8	45	12
	Antonio Brown, Pittsburgh <sup>3</sup>	1,284	106	12.1	51	12
	Jordy Nelson, Green Bay <sup>1</sup>	1,257	97	13.0	60	14
	Brandin Cooks, New Orleans <sup>2</sup>	1,173	78	15.0	98	8
	Amani Cooper, Oak. Raiders <sup>2</sup>	1,153	83	13.9	64	5
	*Michael Thomas, New Orleans	1,137	92	12.4	46	9
	Jarvis Landry, Miami <sup>2</sup>	1,136	94	12.1	71	4
	Doug Baldwin, Seattle <sup>2</sup>	1,128	94	12.0	59	7
	Travis Kelce, Kansas City	1,125	85	13.2	80	4
	Julian Edelman, New England <sup>2</sup>	1,106	98	11.3	77	3
	Demaryius Thomas, Denver <sup>2</sup>	1,083	90	12.0	55	5
	Golden Tate, Detroit <sup>2</sup>	1,077	91	11.8	67	4
	Greg Olsen, Carolina <sup>2</sup>	1,073	80	13.4	78	3
	Tyrell Williams, S.D. Chargers	1,059	69	15.3	51	7
	Pierre Garcon, Washington <sup>2</sup>	1,041	79	13.2	70	3
	Emmanuel Sanders, Denver <sup>3</sup>	1,032	79	13.1	64	5
	Larry Fitzgerald, Arizona <sup>2</sup>	1,023	107	9.6	32	6
	Mike Wallace, Bal. Ravens <sup>3</sup>	1,017	72	14.1	95	4
	Terrelle Pryor, Cle. Browns	1,007	77	13.1	54	4
	DeSean Jackson, Washington <sup>2</sup>	1,005	56	17.9	80	4
	Michael Crabtree, Oak. Raiders <sup>2</sup>	1,003	89	11.3	56	8
	Kenny Britt, L.A. Rams	1,002	68	14.7	66	5
2015	Julio Jones, Atlanta <sup>3</sup>	1,871	136	13.8	70	8
	Antonio Brown, Pittsburgh <sup>4</sup>	1,834	136	13.5	59	10
	DeAndre Hopkins, Hou. Texans <sup>2</sup>	1,521	111	13.7	61	11
	Brandon Marshall, N.Y. Jets <sup>3</sup>	1,502	109	13.8	69	14
	Odell Beckham Jr., N.Y. Giants <sup>2</sup>	1,450	96	15.1	87	13
	Allen Robinson, Jacksonville	1,400	80	17.5	90	14
	Demaryius Thomas, Denver <sup>1</sup>	1,304	105	12.4	72	6
	A.J. Green, Cincinnati <sup>3</sup>	1,297	86	15.1	80	10
	Larry Fitzgerald, Arizona <sup>1</sup>	1,215	109	11.1	44	9
	Calvin Johnson, Detroit <sup>2</sup>	1,214	88	13.8	57	9
	Mike Evans, Tampa Bay <sup>2</sup>	1,206	74	16.3	68	3
	Rob Gronkowski, New England <sup>3</sup>	1,176	72	16.3	76	11
	Jarvis Landry, Miami	1,157	110	10.5	50	4
	Brandin Cooks, New Orleans	1,138	84	13.5	71	9
	Emmanuel Sanders, Denver <sup>2</sup>	1,135	76	14.9	75	6
	T.Y. Hilton, Indianapolis <sup>1</sup>	1,124	69	16.3	87	5
	Greg Olsen, Carolina <sup>2</sup>	1,104	77	14.3	52	7
	Jeremy Maclin, Kansas City <sup>2</sup>	1,088	87	12.5	61	8
	Delanie Walker, Tennessee	1,088	94	11.6	61	6
	*Amani Cooper, Oak. Raiders	1,070	72	14.9	68	6
	Doug Baldwin, Seattle	1,069	78	13.7	80	14
	Sammy Watkins, Buffalo	1,047	60	17.5	63	9
	Gary Barnidge, Cle. Browns	1,043	79	13.2	40	9
	Allen Hurns, Jacksonville	1,031	64	16.1	80	10
	Eric Decker, N.Y. Jets <sup>3</sup>	1,027	80	12.8	35	12
	John Brown, Arizona	1,003	65	15.4	68	7
2014	Antonio Brown, Pittsburgh <sup>3</sup>	1,698	129	13.2	63	13
	Demaryius Thomas, Denver <sup>2</sup>	1,619	111	14.6	86	11
	Julio Jones, Atlanta <sup>2</sup>	1,593	104	15.3	79	6
	Jordy Nelson, Green Bay <sup>3</sup>	1,519	98	15.5	80	13
	Emmanuel Sanders, Denver	1,404	101	13.9	48	9
	T.Y. Hilton, Indianapolis <sup>2</sup>	1,345	82	16.4	73	7
	Golden Tate, Detroit	1,331	99	13.4	73	4
	Dez Bryant, Dal. Cowboys <sup>3</sup>	1,320	88	15.0	68	16
	Jeremy Maclin, Philadelphia	1,318	85	15.5	72	10
	*Odell Beckham Jr., N.Y. Giants	1,305	91	14.3	80	12
	Randall Cobb, Green Bay	1,287	91	14.1	70	12
	DeAndre Hopkins, Hou. Texans	1,210	76	15.9	76	6
	DeSean Jackson, Washington <sup>1</sup>	1,169	56	20.9	81	6
	Alshon Jeffery, Chi. Bears <sup>2</sup>	1,133	85	13.3	74	10
	Rob Gronkowski, New England <sup>2</sup>	1,124	82	13.7	46	12
	Calvin Johnson, Detroit <sup>2</sup>	1,077	71	15.2	67	8

## OUTSTANDING PERFORMERS

Year	Player, Team	Yards	No.	Avg.	Long	TD	
	Steve Smith, Bal. Ravens <sup>8</sup>	1,065	79	13.5	80	6	
	Anquan Boldin, San Francisco <sup>7</sup>	1,062	83	12.8	76	5	
	*Mike Evans, Tampa Bay	1,051	68	15.5	56	12	
	A.J. Green, Cincinnati <sup>4</sup>	1,041	69	15.1	81	6	
	*Kelvin Benjamin, Carolina	1,008	73	13.8	51	9	
	Greg Olsen, Carolina	1,008	84	12.0	38	6	
	Vincent Jackson, Tampa Bay <sup>6</sup>	1,002	70	14.3	50	2	
	2013	Josh Gordon, Cle. Browns	1,646	87	18.9	95	9
		Antonio Brown, Pittsburgh <sup>2</sup>	1,499	110	13.6	56	8
		Calvin Johnson, Detroit <sup>5</sup>	1,492	84	17.8	87	12
		Demaryius Thomas, Denver <sup>2</sup>	1,430	92	15.5	78	14
		A.J. Green, Cincinnati <sup>3</sup>	1,426	98	14.6	82	11
		Alshon Jeffery, Chi. Bears	1,421	89	16.0	80	7
		Andre Johnson, Hou. Texans <sup>7</sup>	1,407	109	12.9	62	5
Pierre Garcon, Washington		1,346	113	11.9	53	5	
DeSean Jackson, Philadelphia <sup>3</sup>		1,332	82	16.2	61	9	
Jordy Nelson, Green Bay <sup>2</sup>		1,314	85	15.5	76	8	
Brandon Marshall, Chi. Bears <sup>7</sup>		1,295	100	13.0	44	12	
Eric Decker, Denver <sup>2</sup>		1,288	87	14.8	61	11	
Dez Bryant, Dal. Cowboys <sup>2</sup>		1,233	93	13.3	79	13	
Vincent Jackson, Tampa Bay <sup>6</sup>		1,224	78	15.7	60	7	
	Jimmy Graham, New Orleans <sup>3</sup>	1,215	86	14.1	56	16	
	Anquan Boldin, San Francisco <sup>6</sup>	1,179	85	13.9	63	7	
	Torrey Smith, Bal. Ravens	1,128	65	17.4	74	4	
	T.Y. Hilton, Indianapolis	1,083	82	13.2	73	5	
	Kendall Wright, Tennessee	1,079	94	11.5	45	2	
	Harry Douglas, Atlanta	1,067	85	12.6	80	2	
	Julian Edelman, New England	1,056	105	10.1	44	6	
	*Keenan Allen, S.D. Chargers	1,046	71	14.7	43	8	
	Michael Floyd, Arizona	1,041	65	16.0	91	5	
	Brian Hartline, Miami <sup>2</sup>	1,016	76	13.4	50	4	
	2012	Calvin Johnson, Detroit <sup>4</sup>	1,964	122	16.1	53	5
		Andre Johnson, Hou. Texans <sup>6</sup>	1,598	112	14.3	60	4
		Brandon Marshall, Chi. Bears <sup>8</sup>	1,508	118	12.8	56	11
		Demaryius Thomas, Denver	1,434	94	15.3	71	10
Vincent Jackson, Tampa Bay <sup>4</sup>		1,384	72	19.2	95	8	
Dez Bryant, Dal. Cowboys		1,382	92	15.0	85	12	
Reggie Wayne, Indianapolis <sup>9</sup>		1,355	106	12.8	33	5	
Wes Welker, New England <sup>4</sup>		1,354	118	11.5	59	6	
Roddy White, Atlanta <sup>6</sup>		1,351	92	14.7	59	7	
A.J. Green, Cincinnati <sup>2</sup>		1,350	97	13.9	73	11	
Julio Jones, Atlanta		1,198	79	15.2	80	10	
Steve Smith, Carolina <sup>7</sup>		1,174	73	16.1	66	4	
Marques Colston, New Orleans <sup>5</sup>		1,154	83	13.9	60	10	
Michael Crabtree, San Francisco		1,105	85	13.0	49	9	
	Victor Cruz, N.Y. Giants <sup>2</sup>	1,092	86	12.7	80	10	
	Brian Hartline, Miami	1,083	74	14.6	80	1	
	Eric Decker, Denver	1,064	85	12.5	55	13	
	Steve Johnson, Buffalo <sup>3</sup>	1,046	79	13.2	63	6	
	Lance Moore, New Orleans	1,041	65	16.0	51	6	
	Jason Witten, Dal. Cowboys <sup>4</sup>	1,039	110	9.4	36	3	
	2011	Calvin Johnson, Detroit <sup>3</sup>	1,681	96	17.5	73	16
		Wes Welker, New England <sup>4</sup>	1,569	122	12.9	99	9
		Victor Cruz, N.Y. Giants	1,536	82	18.7	99	9
		Larry Fitzgerald, Arizona <sup>4</sup>	1,411	80	17.6	73	8
		Steve Smith, Carolina <sup>5</sup>	1,394	79	17.6	77	7
		Rob Gronkowski, New England	1,327	90	14.7	52	17
		Jimmy Graham, New Orleans	1,310	99	13.2	59	11
		Roddy White, Atlanta <sup>5</sup>	1,296	100	13.0	43	8
Jordy Nelson, Green Bay		1,263	68	18.6	93	15	
Brandon Marshall, Miami <sup>5</sup>		1,214	81	15.0	65	6	
Mike Wallace, Pittsburgh <sup>2</sup>		1,193	72	16.6	95	8	
Hakeem Nicks, N.Y. Giants <sup>2</sup>		1,192	76	15.7	68	7	
Dwayne Bowe, Kansas City <sup>3</sup>		1,159	81	14.3	52	5	
Marques Colston, New Orleans <sup>5</sup>		1,143	80	14.3	50	8	
	Antonio Brown, Pittsburgh	1,108	69	16.1	79	2	
	Vincent Jackson, S.D. Chargers <sup>3</sup>	1,106	60	18.4	58	9	
	*A.J. Green, Cincinnati	1,057	65	16.3	58	7	
	Nate Washington, Tennessee	1,023	74	13.8	57	7	
	Steve Johnson, Buffalo <sup>2</sup>	1,004	76	13.2	55	7	
	2010	Brandon Lloyd, Denver	1,448	77	18.8	71	11
		Roddy White, Atlanta <sup>4</sup>	1,389	115	12.1	46	10
		Reggie Wayne, Indianapolis <sup>7</sup>	1,355	111	12.2	50	6



## OUTSTANDING PERFORMERS

Year	Player, Team	Yards	No.	Avg.	Long	TD
	Greg Jennings, Green Bay <sup>3</sup> .....	1,265	76	16.6	86	12
	Mike Wallace, Pittsburgh.....	1,257	60	20.9	56	10
	Andre Johnson, Hou. Texans <sup>5</sup> .....	1,216	86	14.1	60	8
	Dwayne Bowe, Kansas City <sup>2</sup> .....	1,162	72	16.1	75	15
	Larry Fitzgerald, Arizona <sup>2</sup> .....	1,137	90	12.6	41	6
	Calvin Johnson, Detroit <sup>1</sup> .....	1,120	77	14.6	87	12
	Santana Moss, Washington <sup>4</sup> .....	1,115	93	12.0	56	6
	Steve Johnson, Buffalo.....	1,073	82	13.1	45	10
	DeSean Jackson, Philadelphia <sup>2</sup> .....	1,056	47	22.5	91	6
	Hakeem Nicks, N.Y. Giants.....	1,052	79	13.3	46	11
	Miles Austin, Dal. Cowboys <sup>2</sup> .....	1,041	69	15.1	69	7
	Marques Colston, New Orleans <sup>4</sup> .....	1,023	84	12.2	43	7
	Brandon Marshall, Miami <sup>4</sup> .....	1,014	86	11.8	46	3
	Jason Witten, Dal. Cowboys <sup>3</sup> .....	1,002	94	10.7	33	9
2009	Andre Johnson, Hou. Texans <sup>4</sup> .....	1,569	101	15.5	72	9
	Wes Welker, New England <sup>3</sup> .....	1,348	123	11.0	58	4
	Miles Austin, Dal. Cowboys.....	1,320	81	16.3	60	11
	Sidney Rice, Minnesota.....	1,321	83	15.8	63	8
	Randy Moss, New England <sup>10</sup> .....	1,264	83	15.2	71	13
	Reggie Wayne, Indianapolis <sup>6</sup> .....	1,264	100	12.6	65	10
	Santonio Holmes, Pittsburgh.....	1,248	79	15.8	57	5
	Steve Smith, N.Y. Giants.....	1,220	107	11.4	51	7
	Vincent Jackson, S.D. Chargers <sup>2</sup> .....	1,167	68	17.2	55	9
	Hines Ward, Pittsburgh <sup>6</sup> .....	1,167	95	12.3	54	6
	Antonio Gates, S.D. Chargers <sup>2</sup> .....	1,157	79	14.6	56	8
	DeSean Jackson, Philadelphia.....	1,156	62	18.6	71	9
	Roddy White, Atlanta <sup>2</sup> .....	1,153	85	13.6	90	11
	Brandon Marshall, Denver <sup>3</sup> .....	1,120	101	11.1	75	10
	Greg Jennings, Green Bay <sup>2</sup> .....	1,113	68	16.4	83	4
	Dallas Clark, Indianapolis.....	1,106	100	11.1	80	10
	Larry Fitzgerald, Arizona <sup>4</sup> .....	1,092	97	11.3	34	13
	Marques Colston, New Orleans <sup>3</sup> .....	1,074	70	15.3	68	9
	Donald Driver, Green Bay <sup>7</sup> .....	1,061	70	15.2	71	6
	Chad Johnson, Cincinnati <sup>7</sup> .....	1,047	72	14.5	50	9
	Jason Witten, Dal. Cowboys <sup>3</sup> .....	1,030	94	11.0	69	2
	Derrick Mason, Bal. Ravens <sup>5</sup> .....	1,028	73	14.1	72	7
2008	Anquan Boldin, Arizona <sup>5</sup> .....	1,024	84	12.2	44	4
	Andre Johnson, Hou. Texans <sup>3</sup> .....	1,575	115	13.7	65	8
	Larry Fitzgerald, Arizona <sup>2</sup> .....	1,431	96	14.9	78	12
	Steve Smith, Carolina <sup>5</sup> .....	1,421	78	18.2	65	6
	Roddy White, Atlanta <sup>2</sup> .....	1,382	88	15.7	70	7
	Calvin Johnson, Detroit.....	1,331	78	17.1	96	12
	Greg Jennings, Green Bay.....	1,292	80	16.1	63	9
	Brandon Marshall, Denver <sup>2</sup> .....	1,265	104	12.2	47	6
	Antonio Bryant, Tampa Bay <sup>2</sup> .....	1,248	83	15.0	71	7
	Wes Welker, New England <sup>2</sup> .....	1,165	111	10.5	64	3
	Reggie Wayne, Indianapolis <sup>2</sup> .....	1,145	82	14.0	65	6
	Vincent Jackson, S.D. Chargers.....	1,098	59	18.6	60	7
	Tony Gonzalez, Kansas City <sup>4</sup> .....	1,058	96	11.0	35	10
	Terrell Owens, Dal. Cowboys <sup>9</sup> .....	1,052	69	15.2	75	10
	Santana Moss, Washington <sup>3</sup> .....	1,044	79	13.2	67	6
	Hines Ward, Pittsburgh <sup>1</sup> .....	1,043	81	12.9	49	7
	Anquan Boldin, Arizona <sup>4</sup> .....	1,038	89	11.7	79	11
	Derrick Mason, Bal. Ravens <sup>3</sup> .....	1,037	80	13.0	54	5
	Dwayne Bowe, Kansas City.....	1,022	86	11.9	36	7
	Lee Evans, Buffalo <sup>2</sup> .....	1,017	63	16.1	87	3
	Donald Driver, Green Bay <sup>6</sup> .....	1,012	74	13.7	71	5
	Randy Moss, New England <sup>8</sup> .....	1,008	69	14.6	76	11
	Steve Breaston, Arizona.....	1,006	77	13.1	58	3
2007	Reggie Wayne, Indianapolis <sup>4</sup> .....	1,510	104	14.5	64	10
	Randy Moss, New England <sup>8</sup> .....	1,493	98	15.2	65	23
	Chad Johnson, Cincinnati <sup>7</sup> .....	1,440	93	15.5	70	8
	Larry Fitzgerald, Arizona <sup>2</sup> .....	1,409	100	14.1	48	10
	Terrell Owens, Dal. Cowboys <sup>9</sup> .....	1,355	81	16.7	52	15
	Brandon Marshall, Denver.....	1,325	102	13.0	68	7
	Braylon Edwards, Cle. Browns.....	1,289	80	16.1	78	16
	Roddy White, Atlanta.....	1,202	83	14.5	69	6
	Marques Colston, New Orleans <sup>2</sup> .....	1,202	98	12.3	45	11
	Torry Holt, St.L. Rams <sup>8</sup> .....	1,189	93	12.8	40	7
	Wes Welker, New England.....	1,175	112	10.5	42	8
	Tony Gonzalez, Kansas City <sup>3</sup> .....	1,172	99	11.8	31	5
	Bobby Engram, Seattle.....	1,147	94	12.2	49	6
	Jason Witten, Dal. Cowboys.....	1,145	96	11.9	53	7

## OUTSTANDING PERFORMERS

Year	Player, Team	Yards	No.	Avg.	Long	TD
2006	T.J. Houshmandzadeh, Cincinnati <sup>2</sup>	1,143	112	10.2	42	12
	Jerricho Cotchery, N.Y. Jets	1,130	82	13.8	50	2
	Kevin Curtis, Philadelphia	1,110	77	14.4	75	6
	Kellen Winslow, Cle. Browns	1,106	82	13.5	49	5
	Derrick Mason, Bal. Ravens <sup>5</sup>	1,087	103	10.6	79	5
	Donald Driver, Green Bay <sup>2</sup>	1,048	82	12.8	47	2
	Plaxico Burress, N.Y. Giants <sup>4</sup>	1,025	70	14.6	60	12
	Joey Galloway, Tampa Bay <sup>6</sup>	1,014	57	17.8	69	6
	Steve Smith, Carolina <sup>4</sup>	1,002	87	11.5	74	7
	Chad Johnson, Cincinnati <sup>5</sup>	1,369	87	15.7	74	7
	Marvin Harrison, Indianapolis <sup>8</sup>	1,366	95	14.4	68	12
	Reggie Wayne, Indianapolis <sup>3</sup>	1,310	86	15.2	51	9
	Roy Williams, Detroit	1,310	82	16.0	60	7
	Donald Driver, Green Bay <sup>4</sup>	1,295	92	14.1	82	8
	Lee Evans, Buffalo	1,292	82	15.8	83	8
	Anquan Boldin, Arizona <sup>3</sup>	1,203	83	14.5	64	4
	Torry Holt, St.L. Rams <sup>7</sup>	1,188	93	12.8	67	10
	Terrell Owens, Dal. Cowboys <sup>7</sup>	1,180	85	13.9	56	13
	Steve Smith, Carolina <sup>3</sup>	1,166	83	14.1	72	8
	Andre Johnson, Hou. Texans <sup>2</sup>	1,147	103	11.1	53	5
2005	Isaac Bruce, St.L. Rams <sup>8</sup>	1,098	74	14.8	45	3
	Laveranues Coles, N.Y. Jets <sup>2</sup>	1,098	91	12.1	58	6
	Mike Furrey, Detroit	1,086	98	11.1	31	6
	Javon Walker, Denver <sup>2</sup>	1,084	69	15.7	83	8
	T.J. Houshmandzadeh, Cincinnati	1,081	90	12.0	40	9
	Joey Galloway, Tampa Bay <sup>2</sup>	1,057	62	17.1	64	7
	Terry Glenn, Dal. Cowboys <sup>4</sup>	1,047	70	15.0	54	6
	*Marques Colston, New Orleans	1,038	70	14.8	86	8
	Steve Smith, Carolina <sup>2</sup>	1,563	103	15.2	80	12
	Santana Moss, Washington <sup>7</sup>	1,483	84	17.7	78	9
	Chad Johnson, Cincinnati <sup>4</sup>	1,432	97	14.8	70	9
	Larry Fitzgerald, Arizona	1,409	103	13.7	47	10
	Anquan Boldin, Arizona <sup>2</sup>	1,402	102	13.7	54	7
	Torry Holt, St.L. Rams <sup>6</sup>	1,331	102	13.0	44	9
	Joey Galloway, Tampa Bay <sup>1</sup>	1,287	83	15.5	80	10
	Donald Driver, Green Bay <sup>3</sup>	1,221	86	14.2	59	5
	Plaxico Burress, N.Y. Giants <sup>3</sup>	1,214	76	16.0	78	7
	Marvin Harrison, Indianapolis <sup>1</sup>	1,146	82	14.0	80	12
	Terry Glenn, Dal. Cowboys <sup>3</sup>	1,136	62	18.3	71	7
	Chris Chambers, Miami	1,118	82	13.6	77	11
Rod Smith, Denver <sup>4</sup>	1,105	85	13.0	72	6	
Eddie Kennison, Kansas City <sup>2</sup>	1,102	68	16.2	55	5	
Antonio Gates, S.D. Chargers	1,101	89	12.4	38	10	
Derrick Mason, Bal. Ravens <sup>5</sup>	1,073	86	12.5	39	3	
Reggie Wayne, Indianapolis <sup>2</sup>	1,055	83	12.7	66	5	
Jimmy Smith, Jacksonville <sup>9</sup>	1,023	70	14.6	45	6	
Antonio Bryant, Cle. Browns	1,009	69	14.6	54	4	
Randy Moss, Oak. Raiders <sup>1</sup>	1,005	60	16.8	79	8	
2004	Muhsin Muhammad, Carolina <sup>3</sup>	1,405	93	15.1	51	16
	Joe Horn, New Orleans <sup>4</sup>	1,399	94	14.9	57	11
	Javon Walker, Green Bay	1,382	89	15.5	79	12
	Torry Holt, St.L. Rams <sup>5</sup>	1,372	94	14.6	75	10
	Isaac Bruce, St.L. Rams <sup>7</sup>	1,292	89	14.5	56	6
	Chad Johnson, Cincinnati <sup>9</sup>	1,274	95	13.4	53	9
	Tony Gonzalez, Kansas City <sup>2</sup>	1,258	102	12.3	32	7
	Drew Bennett, Tennessee	1,247	80	15.6	48	11
	Reggie Wayne, Indianapolis	1,210	77	15.7	71	12
	Donald Driver, Green Bay <sup>2</sup>	1,208	84	14.4	50	9
	Terrell Owens, Philadelphia <sup>3</sup>	1,200	77	15.6	59	14
	Darrell Jackson, Seattle <sup>3</sup>	1,199	87	13.8	56	7
	*Michael Clayton, Tampa Bay	1,193	80	14.9	75	7
	Jimmy Smith, Jacksonville <sup>6</sup>	1,172	74	15.8	65	6
	Derrick Mason, Tennessee <sup>4</sup>	1,168	96	12.2	37	7
	Rod Smith, Denver <sup>7</sup>	1,144	79	14.5	85	7
	Andre Johnson, Hou. Texans	1,142	79	14.5	54	6
	Marvin Harrison, Indianapolis <sup>8</sup>	1,113	86	12.9	59	15
	Eddie Kennison, Kansas City	1,086	62	17.5	70	8
	Ashley Lelie, Denver	1,084	54	20.1	58	7
Brandon Stokley, Indianapolis	1,077	68	15.8	69	10	
Eric Moulds, Buffalo <sup>4</sup>	1,043	88	11.9	49	5	
Nate Burleson, Minnesota	1,006	68	14.8	68	9	
Hines Ward, Pittsburgh <sup>1</sup>	1,004	80	12.6	58	4	
2003	Torry Holt, St.L. Rams <sup>4</sup>	1,696	117	14.5	48	12

## OUTSTANDING PERFORMERS

Year	Player, Team	Yards	No.	Avg.	Long	TD
	Randy Moss, Minnesota <sup>6</sup> .....	1,632	111	14.7	72	17
	*Anquan Boldin, Arizona.....	1,377	101	13.6	71	8
	Chad Johnson, Cincinnati <sup>2</sup> .....	1,355	90	15.1	82	10
	Derrick Mason, Tennessee <sup>3</sup> .....	1,303	95	13.7	50	8
	Marvin Harrison, Indianapolis <sup>5</sup> .....	1,272	94	13.5	79	10
	Laveranues Coles, Washington <sup>2</sup> .....	1,204	82	14.7	64	6
	Keenan McCardell, Tampa Bay <sup>6</sup> .....	1,174	84	14.0	76	8
	Hines Ward, Pittsburgh <sup>3</sup> .....	1,163	95	12.2	50	10
	Darrell Jackson, Seattle <sup>2</sup> .....	1,137	68	16.7	80	9
	Steve Smith, Carolina.....	1,110	88	12.6	67	7
	Santana Moss, N.Y. Jets.....	1,105	74	14.9	65	10
	Terrell Owens, San Francisco <sup>5</sup> .....	1,102	80	13.8	75	9
	Amani Toomer, N.Y. Giants <sup>5</sup> .....	1,057	63	16.8	77	5
2002	Marvin Harrison, Indianapolis <sup>4</sup> .....	1,722	143	12.0	69	11
	Randy Moss, Minnesota <sup>2</sup> .....	1,347	106	12.7	60	7
	Amani Toomer, N.Y. Giants <sup>4</sup> .....	1,343	82	16.4	82	8
	Hines Ward, Pittsburgh <sup>2</sup> .....	1,329	112	11.9	72	12
	Plaxico Burress, Pittsburgh <sup>2</sup> .....	1,325	78	17.0	62	7
	Joe Horn, New Orleans <sup>1</sup> .....	1,312	88	14.9	63	7
	Torry Holt, St.L. Rams <sup>3</sup> .....	1,302	91	14.3	58	4
	Terrell Owens, San Francisco <sup>4</sup> .....	1,300	100	13.0	76	13
	Eric Moulds, Buffalo <sup>3</sup> .....	1,292	100	12.9	70	10
	Laveranues Coles, N.Y. Jets.....	1,264	89	14.2	43	5
	Peerless Price, Buffalo.....	1,252	94	13.3	73	9
	Koren Robinson, Seattle.....	1,240	78	15.9	83	5
	Jerry Rice, Oak. Raiders <sup>14</sup> .....	1,211	92	13.2	75	7
	Marty Booker, Chi. Bears <sup>2</sup> .....	1,189	97	12.3	54	6
	Chad Johnson, Cincinnati.....	1,166	69	16.9	72	5
	Keyshawn Johnson, Tampa Bay <sup>4</sup> .....	1,088	76	14.3	76	5
	Isaac Bruce, St.L. Rams <sup>3</sup> .....	1,075	79	13.6	34	7
	Donald Driver, Green Bay.....	1,064	70	15.2	85	9
	Jimmy Smith, Jacksonville <sup>7</sup> .....	1,027	80	12.8	47	7
	Rod Smith, Denver <sup>6</sup> .....	1,027	89	11.5	46	5
	Derrick Mason, Tennessee <sup>2</sup> .....	1,012	79	12.8	40	5
	Rod Gardner, Washington.....	1,006	71	14.2	43	8
2001	David Boston, Arizona <sup>2</sup> .....	1,598	98	16.3	61	8
	Marvin Harrison, Indianapolis <sup>3</sup> .....	1,524	109	14.0	68	15
	Terrell Owens, San Francisco <sup>2</sup> .....	1,412	93	15.2	60	16
	Jimmy Smith, Jacksonville <sup>6</sup> .....	1,373	112	12.3	35	8
	Torry Holt, St.L. Rams <sup>2</sup> .....	1,363	81	16.8	51	7
	Rod Smith, Denver <sup>5</sup> .....	1,343	113	11.9	65	11
	Keyshawn Johnson, Tampa Bay <sup>3</sup> .....	1,266	106	11.9	47	1
	Joe Horn, New Orleans <sup>1</sup> .....	1,265	83	15.2	56	9
	Randy Moss, Minnesota <sup>4</sup> .....	1,233	82	15.0	73	10
	Troy Brown, New England.....	1,199	101	11.9	60	5
	Tim Brown, Oak. Raiders <sup>9</sup> .....	1,165	91	12.8	46	9
	Johnnie Morton, Detroit <sup>4</sup> .....	1,154	77	15.0	76	4
	Jerry Rice, Oak. Raiders <sup>13</sup> .....	1,139	83	13.7	40	9
	Derrick Mason, Tennessee.....	1,128	73	15.5	71	9
	Curtis Conway, S.D. Chargers <sup>3</sup> .....	1,125	71	15.8	72	6
	Keenan McCardell, Jacksonville <sup>4</sup> .....	1,110	93	11.9	45	6
	Isaac Bruce, St.L. Rams <sup>5</sup> .....	1,106	64	17.3	51	6
	Kevin Johnson, Cle. Browns.....	1,097	84	13.1	55	9
	Darrell Jackson, Seattle.....	1,081	70	15.4	64	8
	Marty Booker, Chi. Bears.....	1,071	100	10.7	66	8
	Qadry Ismail, Bal. Ravens <sup>2</sup> .....	1,059	74	14.3	77	7
	Amani Toomer, N.Y. Giants <sup>3</sup> .....	1,054	72	14.6	60	5
	Willie Jackson, New Orleans.....	1,046	81	12.9	63	5
	Plaxico Burress, Pittsburgh.....	1,008	66	15.3	43	6
	Hines Ward, Pittsburgh.....	1,003	94	10.7	34	4
2000	Torry Holt, St.L. Rams.....	1,635	82	19.9	85	6
	Rod Smith, Denver <sup>4</sup> .....	1,602	100	16.0	49	8
	Isaac Bruce, St.L. Rams <sup>4</sup> .....	1,471	87	16.9	78	9
	Terrell Owens, San Francisco <sup>2</sup> .....	1,451	97	15.0	69	13
	Randy Moss, Minnesota <sup>3</sup> .....	1,437	77	18.7	78	15
	Marvin Harrison, Indianapolis <sup>2</sup> .....	1,413	102	13.9	78	14
	Derrick Alexander, Kansas City <sup>3</sup> .....	1,391	78	17.8	81	10
	Joe Horn, New Orleans.....	1,340	94	14.3	52	8
	Eric Moulds, Buffalo <sup>2</sup> .....	1,326	94	14.1	52	5
	Ed McCaffrey, Denver <sup>3</sup> .....	1,317	101	13.0	61	9
	Cris Carter, Minnesota <sup>3</sup> .....	1,274	96	13.3	53	9
	Jimmy Smith, Jacksonville <sup>5</sup> .....	1,213	91	13.3	65	8
	Keenan McCardell, Jacksonville <sup>3</sup> .....	1,207	94	12.8	67	5

## OUTSTANDING PERFORMERS

Year	Player, Team	Yards	No.	Avg.	Long	TD
1999	Tony Gonzalez, Kansas City	1,203	93	12.9	39	9
	Muhsin Muhammad, Carolina <sup>2</sup>	1,183	102	11.6	36	6
	David Boston, Arizona	1,156	71	16.3	70	7
	Tim Brown, Oak. Raiders <sup>2</sup>	1,128	76	14.8	45	11
	Amani Toomer, N.Y. Giants <sup>2</sup>	1,094	78	14.0	54	7
	Marvin Harrison, Indianapolis	1,663	115	14.5	57	12
	Jimmy Smith, Jacksonville <sup>4</sup>	1,636	116	14.1	62	6
	Randy Moss, Minnesota <sup>2</sup>	1,413	80	17.7	67	11
	Marcus Robinson, Chi. Bears	1,400	84	16.7	80	9
	Tim Brown, Oak. Raiders <sup>2</sup>	1,344	90	14.9	47	6
	Germane Crowell, Detroit	1,338	81	16.5	77	7
	Muhsin Muhammad, Carolina	1,253	96	13.1	60	8
	Cris Carter, Minnesota <sup>2</sup>	1,241	90	13.8	68	13
	Michael Westbrook, Washington	1,191	65	18.3	65	9
	Amani Toomer, N.Y. Giants	1,183	79	15.0	80	6
	Keyshawn Johnson, N.Y. Jets <sup>2</sup>	1,170	89	13.2	65	8
	Isaac Bruce, St.L. Rams <sup>3</sup>	1,165	70	15.1	60	12
	Terry Glenn, New England <sup>2</sup>	1,147	69	16.6	67	4
	Albert Connell, Washington	1,132	62	18.3	62	7
	1998	Johnnie Morton, Detroit <sup>3</sup>	1,129	80	14.1	48
Qadry Ismail, Bal. Ravens		1,105	68	16.3	76	6
Raghib Ismail, Dal. Cowboys <sup>2</sup>		1,097	80	13.7	76	6
Patrick Jeffers, Carolina		1,082	63	17.2	88	12
Antonio Freeman, Green Bay <sup>3</sup>		1,074	74	14.5	51	6
Bill Schroeder, Green Bay		1,051	74	14.2	51	5
Marshall Faulk, St.L. Rams		1,048	87	12.1	57	5
Tony Martin, Miami <sup>1</sup>		1,037	67	15.5	69	5
Darnay Scott, Cincinnati		1,022	68	15.0	76	7
Rod Smith, Denver <sup>3</sup>		1,020	79	12.9	71	4
Ed McCaffrey, Denver <sup>2</sup>		1,018	71	14.3	78	7
Terance Mathis, Atlanta <sup>4</sup>		1,016	81	12.5	52	6
Antonio Freeman, Green Bay <sup>2</sup>		1,424	84	17.0	84	14
Eric Moulds, Buffalo		1,368	67	20.4	84	9
*Randy Moss, Minnesota		1,313	69	19.0	61	17
Rod Smith, Denver <sup>2</sup>		1,222	86	14.2	58	6
Jimmy Smith, Jacksonville <sup>3</sup>		1,182	78	15.2	72	8
Tony Martin, Atlanta <sup>2</sup>		1,181	66	17.9	62	6
Jerry Rice, San Francisco <sup>12</sup>		1,157	82	14.1	75	9
Frank Sanders, Arizona <sup>2</sup>		1,145	89	12.9	42	3
Terance Mathis, Atlanta <sup>3</sup>	1,136	64	17.8	78	11	
Keyshawn Johnson, N.Y. Jets	1,131	82	13.6	41	10	
Terrell Owens, San Francisco	1,097	67	16.4	79	14	
Wayne Chrebet, N.Y. Jets	1,083	75	14.4	63	8	
Michael Irvin, Dal. Cowboys <sup>7</sup>	1,057	74	14.3	51	1	
Ed McCaffrey, Denver	1,053	64	16.5	48	10	
O.J. McDuffie, Miami	1,050	90	11.7	61	7	
Joey Galloway, Seattle <sup>3</sup>	1,047	65	16.1	81	10	
Johnnie Morton, Detroit <sup>2</sup>	1,028	69	14.9	98	2	
Raghib Ismail, Carolina	1,024	69	14.8	62	8	
Carl Pickens, Cincinnati <sup>4</sup>	1,023	82	12.5	67	5	
Tim Brown, Oak. Raiders <sup>5</sup>	1,012	81	12.5	49	9	
Cris Carter, Minnesota <sup>2</sup>	1,011	78	13.0	54	12	
1997	Rob Moore, Arizona <sup>2</sup>	1,584	97	16.3	47	8
	Tim Brown, Oak. Raiders <sup>5</sup>	1,408	104	13.5	59	5
	Yancey Thigpen, Pittsburgh <sup>2</sup>	1,398	79	17.7	69	7
	Jimmy Smith, Jacksonville <sup>2</sup>	1,324	82	16.1	75	4
	Irving Fryar, Philadelphia <sup>2</sup>	1,316	86	15.3	72	6
	Herman Moore, Detroit <sup>8</sup>	1,293	104	12.4	79	8
	Antonio Freeman, Green Bay	1,243	81	15.3	58	12
	Michael Irvin, Dal. Cowboys <sup>3</sup>	1,180	75	15.7	55	9
	Rod Smith, Denver	1,180	70	16.9	78	12
	Keenan McCardell, Jacksonville <sup>2</sup>	1,164	85	13.7	60	5
	Jake Reed, Minnesota <sup>2</sup>	1,138	68	16.7	56	6
	Shannon Sharpe, Denver <sup>3</sup>	1,107	72	15.4	68	3
	Andre Rison, Kansas City <sup>6</sup>	1,092	72	15.2	45	7
1996	Cris Carter, Minnesota <sup>2</sup>	1,069	89	12.0	43	13
	Johnnie Morton, Detroit	1,057	80	13.2	73	6
	Joey Galloway, Seattle <sup>2</sup>	1,049	72	14.6	53	12
	Frank Sanders, Arizona	1,017	75	13.6	70	4
	Robert Brooks, Green Bay <sup>2</sup>	1,010	60	16.8	48	7
	Derrick Alexander, Bal. Ravens <sup>2</sup>	1,009	65	15.5	92	9
	Isaac Bruce, St.L. Rams <sup>2</sup>	1,338	84	15.9	70	7
	Jake Reed, Minnesota <sup>2</sup>	1,320	72	18.3	82	7
	Herman Moore, Detroit <sup>8</sup>	1,296	106	12.2	50	9

## OUTSTANDING PERFORMERS

Year	Player, Team	Yards	No.	Avg.	Long	TD
	Jerry Rice, San Francisco <sup>1</sup>	1,254	108	11.6	39	8
	Jimmy Smith, Jacksonville	1,244	83	15.0	62	7
	Michael Jackson, Bal. Ravens	1,201	76	15.8	86	14
	Irving Fryar, Philadelphia <sup>4</sup>	1,195	88	13.6	42	11
	Carl Pickens, Cincinnati <sup>3</sup>	1,180	100	11.8	61	12
	Tony Martin, S.D. Chargers <sup>2</sup>	1,171	85	13.8	55	14
	Cris Carter, Minnesota <sup>4</sup>	1,163	96	12.1	43	10
	*Terry Glenn, New England	1,132	90	12.6	37	6
	Keenan McCardell, Jacksonville	1,129	85	13.3	52	3
	Tim Brown, Oak. Raiders <sup>1</sup>	1,104	90	12.3	42	9
	Derrick Alexander, Bal. Ravens	1,099	62	17.7	64	9
	Shannon Sharpe, Denver <sup>2</sup>	1,062	80	13.3	51	10
	Curtis Conway, Chi. Bears <sup>2</sup>	1,049	81	13.0	58	7
	Andre Reed, Buffalo <sup>4</sup>	1,036	66	15.7	67	6
	Brett Perriman, Detroit <sup>2</sup>	1,021	94	10.9	44	5
	Rob Moore, Arizona <sup>2</sup>	1,016	58	17.5	69	4
	Henry Ellard, Washington <sup>1</sup>	1,014	52	19.5	51	2
	Charles Johnson, Pittsburgh	1,008	60	16.8	70	3
1995	Jerry Rice, San Francisco <sup>10</sup>	1,848	122	15.1	81	15
	Isaac Bruce, St.L. Rams	1,781	119	15.0	72	13
	Herman Moore, Detroit <sup>1</sup>	1,686	123	13.7	69	14
	Michael Irvin, Dal. Cowboys <sup>2</sup>	1,603	111	14.4	50	10
	Robert Brooks, Green Bay	1,497	102	14.7	99	13
	Brett Perriman, Detroit	1,488	108	13.8	91	9
	Cris Carter, Minnesota <sup>2</sup>	1,371	122	11.2	60	17
	Tim Brown, Oak. Raiders <sup>1</sup>	1,342	89	15.1	80	10
	Yancey Thigpen, Pittsburgh	1,307	85	15.4	43	5
	Jeff Graham, Chi. Bears	1,301	82	15.9	51	4
	Carl Pickens, Cincinnati <sup>2</sup>	1,234	99	12.5	68	17
	Tony Martin, S.D. Chargers	1,224	90	13.6	51	6
	Eric Metcalf, Atlanta	1,189	104	11.4	62	8
	Jake Reed, Minnesota <sup>2</sup>	1,167	72	16.2	55	9
	Quinn Early, New Orleans	1,087	81	13.4	70	8
	Anthony Miller, Denver <sup>2</sup>	1,079	59	18.3	62	14
	*Joey Galloway, Seattle	1,039	67	15.5	59	7
	Bert Emanuel, Atlanta	1,039	74	14.0	52	5
	Terance Mathis, Atlanta <sup>2</sup>	1,039	78	13.3	54	9
	Curtis Conway, Chi. Bears	1,037	62	16.7	76	12
	Henry Ellard, Washington <sup>1</sup>	1,005	56	17.9	59	5
	Mark Carrier, Carolina <sup>2</sup>	1,002	66	15.2	66	3
	Brian Blades, Seattle <sup>4</sup>	1,001	77	13.0	49	4
1994	Jerry Rice, San Francisco <sup>9</sup>	1,499	112	13.4	69	13
	Henry Ellard, Washington <sup>1</sup>	1,397	74	18.9	73	6
	Terance Mathis, Atlanta	1,342	111	12.1	81	11
	Tim Brown, L.A. Raiders <sup>2</sup>	1,309	89	14.7	77	9
	Andre Reed, Buffalo <sup>2</sup>	1,303	90	14.5	83	8
	Irving Fryar, Miami <sup>1</sup>	1,270	73	17.4	54	7
	Cris Carter, Minnesota <sup>2</sup>	1,256	122	10.3	65	7
	Michael Irvin, Dal. Cowboys <sup>1</sup>	1,241	79	15.7	65	6
	Jake Reed, Minnesota	1,175	85	13.8	59	4
	Ben Coates, New England	1,174	96	12.2	62	7
	Herman Moore, Detroit	1,173	72	16.3	51	11
	Fred Barnett, Philadelphia <sup>2</sup>	1,127	78	14.4	54	5
	Carl Pickens, Cincinnati	1,127	71	15.9	70	11
	Sterling Sharpe, Green Bay <sup>1</sup>	1,119	94	11.9	49	18
	Anthony Miller, Denver <sup>1</sup>	1,107	60	18.5	76	5
	Andre Rison, Atlanta <sup>1</sup>	1,088	81	13.4	69	8
	Brian Blades, Seattle <sup>1</sup>	1,088	81	13.4	45	4
	Rob Moore, N.Y. Jets	1,010	78	12.9	41	6
	Shannon Sharpe, Denver	1,010	87	11.6	44	4
1993	Jerry Rice, San Francisco <sup>3</sup>	1,503	98	15.3	80	15
	Michael Irvin, Dal. Cowboys <sup>1</sup>	1,330	88	15.1	61	7
	Sterling Sharpe, Green Bay <sup>1</sup>	1,274	112	11.4	54	11
	Andre Rison, Atlanta <sup>1</sup>	1,242	86	14.4	53	15
	Tim Brown, L.A. Raiders	1,180	80	14.8	71	7
	Anthony Miller, S.D. Chargers <sup>1</sup>	1,162	84	13.8	66	7
	Cris Carter, Minnesota	1,071	86	12.5	58	9
	Reggie Langhorne, Indianapolis	1,038	85	12.2	72	3
	Irving Fryar, Miami <sup>2</sup>	1,010	64	15.8	65	5
1992	Sterling Sharpe, Green Bay <sup>2</sup>	1,461	108	13.5	76	13
	Michael Irvin, Dal. Cowboys <sup>2</sup>	1,396	78	17.9	87	7
	Jerry Rice, San Francisco <sup>7</sup>	1,201	84	14.3	80	10
	Andre Rison, Atlanta <sup>2</sup>	1,119	93	12.0	71	11

## OUTSTANDING PERFORMERS

Year	Player, Team	Yards	No.	Avg.	Long	TD
	Fred Barnett, Philadelphia	1,083	67	16.2	71	6
	Anthony Miller, S.D. Chargers <sup>2</sup>	1,060	72	14.7	67	7
	Eric Martin, New Orleans <sup>3</sup>	1,041	68	15.3	52	5
1991	Michael Irvin, Dal. Cowboys	1,523	93	16.4	66	8
	Gary Clark, Washington <sup>2</sup>	1,340	70	19.1	82	10
	Jerry Rice, San Francisco <sup>3</sup>	1,206	80	15.1	73	14
	Haywood Jeffries, Hou. Oilers <sup>2</sup>	1,181	100	11.8	44	7
	Michael Haynes, Atlanta	1,122	50	22.4	80	11
	Andre Reed, Buffalo <sup>2</sup>	1,113	81	13.7	55	10
	Drew Hill, Hou. Oilers <sup>2</sup>	1,109	90	12.3	61	4
	Mark Duper, Miami <sup>1</sup>	1,085	70	15.5	43	5
	James Lofton, Buffalo <sup>2</sup>	1,072	57	18.8	77	8
	Mark Clayton, Miami <sup>2</sup>	1,053	70	15.0	43	12
	Henry Ellard, L.A. Rams <sup>4</sup>	1,052	64	16.4	38	3
	Art Monk, Washington <sup>2</sup>	1,049	71	14.8	64	8
	Irving Fryar, New England	1,014	68	14.9	56	3
	John Taylor, San Francisco <sup>2</sup>	1,011	64	15.8	97	9
	Brian Blades, Seattle <sup>2</sup>	1,003	70	14.3	52	2
1990	Jerry Rice, San Francisco <sup>3</sup>	1,502	100	15.0	64	13
	Henry Ellard, L.A. Rams <sup>3</sup>	1,294	76	17.0	50	4
	Andre Rison, Atlanta	1,208	82	14.7	75	10
	Gary Clark, Washington <sup>1</sup>	1,112	75	14.8	53	8
	Sterling Sharpe, Green Bay <sup>2</sup>	1,105	67	16.5	76	6
	Flipper Anderson, L.A. Rams <sup>2</sup>	1,097	51	21.5	55	4
	Haywood Jeffries, Hou. Oilers	1,048	74	14.2	87	8
	Stephone Paige, Kansas City	1,021	65	15.7	86	5
	Drew Hill, Hou. Oilers <sup>4</sup>	1,019	74	13.8	57	5
	Anthony Carter, Minnesota <sup>2</sup>	1,008	70	14.4	56	8
1989	Jerry Rice, San Francisco <sup>4</sup>	1,483	82	18.1	68	17
	Sterling Sharpe, Green Bay	1,423	90	15.8	79	12
	Mark Carrier, Tampa Bay	1,422	86	16.5	78	9
	Henry Ellard, L.A. Rams <sup>2</sup>	1,382	70	19.7	53	8
	Andre Reed, Buffalo	1,312	88	14.9	78	9
	Anthony Miller, S.D. Chargers	1,252	75	16.7	69	10
	Webster Slaughter, Cle. Browns	1,236	65	19.0	97	6
	Gary Clark, Washington <sup>3</sup>	1,229	79	15.6	80	9
	Tim McGee, Cincinnati	1,211	65	18.6	74	8
	Art Monk, Washington <sup>4</sup>	1,186	86	13.8	60	8
	Flipper Anderson, L.A. Rams	1,146	44	26.0	78	5
	Ricky Sanders, Washington <sup>2</sup>	1,138	80	14.2	68	4
	Vance Johnson, Denver	1,095	76	14.4	69	7
	Richard Johnson, Detroit	1,091	70	15.6	75	8
	Eric Martin, New Orleans <sup>2</sup>	1,090	68	16.0	53	8
	John Taylor, San Francisco	1,077	60	18.0	95	10
	Mervyn Fernandez, L.A. Raiders	1,069	57	18.8	75	9
	Anthony Carter, Minnesota <sup>2</sup>	1,066	65	16.4	50	4
	Brian Blades, Seattle	1,063	77	13.8	60	5
	Mark Clayton, Miami <sup>2</sup>	1,011	64	15.8	78	9
1988	Henry Ellard, L.A. Rams	1,414	86	16.4	68	10
	Jerry Rice, San Francisco <sup>3</sup>	1,306	64	20.4	96	9
	Eddie Brown, Cincinnati	1,273	53	24.0	86	9
	Anthony Carter, Minnesota	1,225	72	17.0	67	6
	Ricky Sanders, Washington	1,148	73	15.7	55	12
	Drew Hill, Hou. Oilers <sup>3</sup>	1,141	72	15.8	57	10
	Mark Clayton, Miami <sup>2</sup>	1,129	86	13.1	45	14
	Roy Green, Phoenix <sup>2</sup>	1,097	68	16.1	52	7
	Eric Martin, New Orleans	1,083	85	12.7	40	7
	Al Toon, N.Y. Jets <sup>2</sup>	1,067	93	11.5	42	5
	Bruce Hill, Tampa Bay	1,040	58	17.9	42	9
	Lionel Manuel, N.Y. Giants	1,029	65	15.8	46	4
1987	J.T. Smith, St.L. Cardinals <sup>2</sup>	1,117	91	12.3	38	8
	Jerry Rice, San Francisco <sup>2</sup>	1,078	65	16.6	57	22
	Gary Clark, Washington <sup>2</sup>	1,066	56	19.0	84	7
	Carlos Carson, Kansas City <sup>3</sup>	1,044	55	19.0	81	7
1986	Jerry Rice, San Francisco	1,570	86	18.3	66	15
	Stanley Morgan, New England <sup>3</sup>	1,491	84	17.8	44	10
	Mark Duper, Miami <sup>2</sup>	1,313	67	19.6	85	11
	Gary Clark, Washington	1,265	74	17.1	55	7
	Al Toon, N.Y. Jets	1,176	85	13.8	62	8
	Todd Christensen, L.A. Raiders <sup>3</sup>	1,153	95	12.1	35	8
	Mark Clayton, Miami <sup>2</sup>	1,150	60	19.2	68	10
	*Bill Brooks, Indianapolis	1,131	65	17.4	84	8
	Drew Hill, Hou. Oilers <sup>2</sup>	1,112	65	17.1	81	5

## OUTSTANDING PERFORMERS

Year	Player, Team	Yards	No.	Avg.	Long	TD
	Steve Largent, Seattle <sup>8</sup> .....	1,070	70	15.3	38	9
	Art Monk, Washington <sup>3</sup> .....	1,068	73	14.6	69	4
	*Ernest Givins, Hou. Oilers.....	1,062	61	17.4	60	3
	Cris Collinsworth, Cincinnati <sup>4</sup> .....	1,024	62	16.5	46	10
	Wesley Walker, N.Y. Jets <sup>2</sup> .....	1,016	49	20.7	83	12
	J.T. Smith, St.L. Cardinals.....	1,014	80	12.7	45	6
	Mark Bavaro, N.Y. Giants.....	1,001	66	15.2	41	4
1985	Steve Largent, Seattle <sup>7</sup> .....	1,287	79	16.3	43	6
	Mike Quick, Philadelphia <sup>2</sup> .....	1,247	73	17.1	99	11
	Art Monk, Washington <sup>2</sup> .....	1,226	91	13.5	53	2
	Wes Chandler, S.D. Chargers <sup>4</sup> .....	1,199	67	17.9	75	10
	Drew Hill, Hou. Oilers.....	1,169	64	18.3	57	9
	James Lofton, Green Bay <sup>6</sup> .....	1,153	69	16.7	56	4
	Louis Lipps, Pittsburgh.....	1,134	59	19.2	51	12
	Cris Collinsworth, Cincinnati <sup>3</sup> .....	1,125	65	17.3	71	5
	Tony Hill, Dal. Cowboys <sup>3</sup> .....	1,113	74	15.0	53	7
	Lionel James, S.D. Chargers.....	1,027	86	11.9	67	6
	Roger Craig, San Francisco.....	1,016	92	11.0	73	6
1984	Roy Green, St.L. Cardinals <sup>2</sup> .....	1,555	78	19.9	83	12
	John Stallworth, Pittsburgh <sup>3</sup> .....	1,395	80	17.4	51	11
	Mark Clayton, Miami.....	1,389	73	19.0	65	18
	Art Monk, Washington.....	1,372	106	12.9	72	7
	James Lofton, Green Bay <sup>1</sup> .....	1,361	62	22.0	79	7
	Mark Duper, Miami <sup>2</sup> .....	1,306	71	18.4	80	8
	Steve Watson, Denver <sup>3</sup> .....	1,170	69	17.0	73	7
	Steve Largent, Seattle <sup>5</sup> .....	1,164	74	15.7	65	12
	Tim Smith, Hou. Oilers <sup>2</sup> .....	1,141	69	16.5	75	4
	Stacey Bailey, Atlanta.....	1,138	67	17.0	61	6
	Carlos Carson, Kansas City <sup>2</sup> .....	1,078	57	18.9	57	4
	Mike Quick, Philadelphia <sup>2</sup> .....	1,052	61	17.2	90	9
	Todd Christensen, L.A. Raiders <sup>2</sup> .....	1,007	80	12.6	38	7
	Kevin House, Tampa Bay <sup>2</sup> .....	1,005	76	13.2	55	5
	Ozzie Newsome, Cle. Browns <sup>2</sup> .....	1,001	89	11.2	52	5
1983	Mike Quick, Philadelphia.....	1,409	69	20.4	83	13
	Carlos Carson, Kansas City.....	1,351	80	16.9	50	7
	James Lofton, Green Bay <sup>2</sup> .....	1,300	58	22.4	74	8
	Todd Christensen, L.A. Raiders.....	1,247	92	13.6	45	12
	Roy Green, St.L. Cardinals.....	1,227	78	15.7	71	14
	Charlie Brown, Washington.....	1,225	78	15.7	75	8
	Tim Smith, Hou. Oilers.....	1,176	83	14.2	47	6
	Kellen Winslow, S.D. Chargers <sup>3</sup> .....	1,172	88	13.3	46	8
	Ernest Gray, N.Y. Giants.....	1,139	78	14.6	62	5
	Steve Watson, Denver <sup>2</sup> .....	1,133	59	19.2	78	5
	Cris Collinsworth, Cincinnati <sup>2</sup> .....	1,130	66	17.1	63	5
	Steve Largent, Seattle <sup>4</sup> .....	1,074	72	14.9	46	11
	Mark Duper, Miami.....	1,003	51	19.7	85	10
1982	Wes Chandler, S.D. Chargers <sup>3</sup> .....	1,032	49	21.1	66	9
1981	Alfred Jenkins, Atlanta <sup>2</sup> .....	1,358	70	19.4	67	13
	James Lofton, Green Bay <sup>2</sup> .....	1,294	71	18.2	75	8
	Steve Watson, Denver.....	1,244	60	20.7	95	13
	Frank Lewis, Buffalo <sup>2</sup> .....	1,244	70	17.8	33	4
	Steve Largent, Seattle <sup>4</sup> .....	1,224	75	16.3	57	9
	Charlie Joiner, S.D. Chargers <sup>4</sup> .....	1,188	70	17.0	57	7
	Kevin House, Tampa Bay.....	1,176	56	21.0	84	9
	Wes Chandler, New Orleans/S.D. Chargers <sup>2</sup> .....	1,142	69	16.6	51	6
	Dwight Clark, San Francisco.....	1,105	85	13.0	78	4
	John Stallworth, Pittsburgh <sup>2</sup> .....	1,098	63	17.4	55	5
	Kellen Winslow, S.D. Chargers <sup>2</sup> .....	1,075	88	12.2	67	10
	Pat Tilley, St.L. Cardinals.....	1,040	66	15.8	75	3
	Stanley Morgan, New England <sup>2</sup> .....	1,029	44	23.4	76	6
	Harold Carmichael, Philadelphia <sup>2</sup> .....	1,028	61	16.9	85	6
	Freddie Scott, Detroit.....	1,022	53	19.3	48	5
	*Cris Collinsworth, Cincinnati.....	1,009	67	15.1	74	8
	Joe Senser, Minnesota.....	1,004	79	12.7	53	8
	Ozzie Newsome, Cle. Browns.....	1,002	69	14.5	62	6
	Sammy White, Minnesota.....	1,001	66	15.2	53	3
1980	John Jefferson, S.D. Chargers <sup>3</sup> .....	1,340	82	16.3	58	13
	Kellen Winslow, S.D. Chargers.....	1,290	89	14.5	65	9
	James Lofton, Green Bay.....	1,226	71	17.3	47	4
	Charlie Joiner, S.D. Chargers <sup>3</sup> .....	1,132	71	15.9	51	4
	Ahmad Rashad, Minnesota <sup>2</sup> .....	1,095	69	15.9	76	5
	Steve Largent, Seattle <sup>3</sup> .....	1,064	66	16.1	67	6
	Tony Hill, Dal. Cowboys <sup>2</sup> .....	1,055	60	17.6	58	8
	Alfred Jenkins, Atlanta.....	1,026	57	18.0	57	6

## OUTSTANDING PERFORMERS

Year	Player, Team	Yards	No.	Avg.	Long	TD	
1979	Steve Largent, Seattle <sup>2</sup>	1,237	66	18.7	55	9	
	John Stallworth, Pittsburgh	1,183	70	16.9	65	8	
	Ahmad Rashad, Minnesota	1,156	80	14.5	52	9	
	John Jefferson, S.D. Chargers <sup>2</sup>	1,090	61	17.9	65	10	
	Frank Lewis, Buffalo	1,082	54	20.0	55	2	
	Wes Chandler, New Orleans	1,069	65	16.4	85	6	
	Tony Hill, Dal. Cowboys	1,062	60	17.7	75	10	
	Drew Pearson, Dal. Cowboys <sup>2</sup>	1,026	55	18.7	56	8	
	Wallace Francis, Atlanta	1,013	74	13.7	42	8	
	Harold Jackson, New England <sup>3</sup>	1,013	45	22.5	59	7	
	Charlie Joiner, S.D. Chargers <sup>2</sup>	1,008	72	14.0	39	4	
	Stanley Morgan, New England	1,002	44	22.8	63	12	
	1978	Wesley Walker, N.Y. Jets	1,169	48	24.4	77	8
		Steve Largent, Seattle	1,168	71	16.5	57	8
1976	Harold Carmichael, Philadelphia <sup>2</sup>	1,072	55	19.5	56	8	
	*John Jefferson, S.D. Chargers	1,001	56	17.9	46	13	
	Roger Carr, Bal. Colts	1,112	43	25.9	79	11	
1975	Cliff Branch, Oak. Raiders <sup>2</sup>	1,111	46	24.2	88	12	
	Charlie Joiner, S.D. Chargers	1,056	50	21.1	81	7	
	Ken Burrough, Hou. Oilers	1,063	53	20.1	77	8	
1974	Cliff Branch, Oak. Raiders	1,092	60	18.2	67	13	
	Drew Pearson, Dal. Cowboys	1,087	62	17.5	50	2	
1973	Harold Carmichael, Philadelphia	1,116	67	16.7	73	9	
1972	Harold Jackson, Philadelphia <sup>2</sup>	1,048	62	16.9	77	4	
	John Gilliam, Minnesota	1,035	47	22.0	66	7	
1971	Otis Taylor, Kansas City <sup>2</sup>	1,110	57	19.5	82	7	
1970	Gene Washington, San Francisco	1,100	53	20.8	79	12	
	Marlin Briscoe, Buffalo	1,036	57	18.2	48	8	
1969	Dick Gordon, Chi. Bears	1,026	71	14.5	69	13	
	Gary Garrison, S.D. Chargers <sup>2</sup>	1,006	44	22.9	67	12	
	Warren Wells, Oak. Raiders <sup>2</sup>	1,260	47	26.8	80	14	
	Harold Jackson, Philadelphia	1,116	65	17.2	65	9	
	Roy Jefferson, Pittsburgh <sup>2</sup>	1,079	67	16.1	63	9	
	Dan Abramowicz, New Orleans	1,015	73	13.9	49	7	
	Lance Alworth, S.D. Chargers <sup>2</sup>	1,003	64	15.7	76	4	
	Lance Alworth, S.D. Chargers <sup>2</sup>	1,312	68	19.3	80	10	
	Don Maynard, N.Y. Jets <sup>5</sup>	1,297	57	22.8	87	10	
	George Sauer, N.Y. Jets <sup>2</sup>	1,141	66	17.3	43	3	
1968	Warren Wells, Oak. Raiders	1,137	53	21.5	94	11	
	Gary Garrison, S.D. Chargers	1,103	52	21.2	84	10	
	Roy Jefferson, Pittsburgh	1,074	58	18.5	62	11	
	Paul Warfield, Cle. Browns	1,067	50	21.3	65	12	
	Homer Jones, N.Y. Giants <sup>3</sup>	1,057	45	23.5	84	7	
	Fred Biletnikoff, Oak. Raiders	1,037	61	17.0	82	6	
	Lance Rentzel, Dal. Cowboys	1,009	54	18.7	65	6	
	Don Maynard, N.Y. Jets <sup>4</sup>	1,434	71	20.2	75	10	
	Ben Hawkins, Philadelphia	1,265	59	21.4	87	10	
	Homer Jones, N.Y. Giants <sup>2</sup>	1,209	49	24.7	70	13	
	Jackie Smith, St.L. Cardinals	1,205	56	21.5	76	9	
	George Sauer, N.Y. Jets <sup>2</sup>	1,189	75	15.9	61	6	
1966	Lance Alworth, S.D. Chargers <sup>2</sup>	1,010	52	19.4	71	9	
	Lance Alworth, S.D. Chargers <sup>4</sup>	1,383	73	18.9	78	13	
	Otis Taylor, Kansas City	1,297	58	22.4	89	8	
	Pat Studstill, Detroit	1,266	67	18.9	99	5	
	Bob Hayes, Dal. Cowboys <sup>2</sup>	1,232	64	19.3	95	13	
	Charlie Frazier, Hou. Oilers	1,129	57	19.8	79	12	
	Charley Taylor, Washington	1,119	72	15.5	86	12	
	George Sauer, N.Y. Jets	1,081	63	17.2	77	5	
	Homer Jones, N.Y. Giants	1,044	48	21.8	98	8	
	Art Powell, Oak. Raiders <sup>5</sup>	1,026	53	19.4	46	11	
	1965	Lance Alworth, S.D. Chargers <sup>3</sup>	1,602	69	23.2	85	14
Dave Parks, San Francisco		1,344	80	16.8	53	12	
Don Maynard, N.Y. Jets <sup>3</sup>		1,218	68	17.9	56	14	
Pete Retzlaff, Philadelphia		1,190	66	18.0	78	10	
Lionel Taylor, Denver <sup>4</sup>		1,131	85	13.3	63	6	
Tommy McDonald, L.A. Rams <sup>3</sup>		1,036	67	15.5	51	9	
*Bob Hayes, Dal. Cowboys		1,003	46	21.8	82	12	
1964	Charlie Hennigan, Hou. Oilers <sup>3</sup>	1,546	101	15.3	53	8	
	Art Powell, Oak. Raiders <sup>2</sup>	1,361	76	17.9	77	11	
	Lance Alworth, S.D. Chargers <sup>2</sup>	1,235	61	20.2	82	13	
	Johnny Morris, Chi. Bears	1,200	93	12.9	63	10	
	Elbert Dubenion, Buffalo	1,139	42	27.1	72	10	
	Terry Barr, Detroit <sup>2</sup>	1,030	57	18.1	58	9	



## OUTSTANDING PERFORMERS

Year	Player, Team	Yards	No.	Avg.	Long	TD
1963	Bobby Mitchell, Washington <sup>2</sup> .....	1,436	69	20.8	99	7
	Art Powell, Oak. Raiders <sup>3</sup> .....	1,304	73	17.9	85	16
	Buddy Dial, Pittsburgh <sup>2</sup> .....	1,295	60	21.6	83	9
	Lance Alworth, S.D. Chargers.....	1,205	61	19.8	85	11
	Del Shofner, N.Y. Giants <sup>4</sup> .....	1,181	64	18.5	70	9
	Lionel Taylor, Denver <sup>3</sup> .....	1,101	78	14.1	72	10
	Terry Barr, Detroit.....	1,086	66	16.5	75	13
	Charlie Hennigan, Hou. Oilers <sup>2</sup> .....	1,051	61	17.2	83	10
	Sonny Randle, St.L. Cardinals <sup>2</sup> .....	1,014	51	19.9	68	12
	Bake Turner, N.Y. Jets.....	1,009	71	14.2	53	6
1962	Bobby Mitchell, Washington.....	1,384	72	19.2	81	11
	Sonny Randle, St.L. Cardinals.....	1,158	63	18.4	86	7
	Tommy McDonald, Philadelphia <sup>2</sup> .....	1,146	58	19.8	60	10
	Del Shofner, N.Y. Giants <sup>3</sup> .....	1,133	53	21.4	69	12
	Art Powell, N.Y. Titans <sup>2</sup> .....	1,130	64	17.7	80	8
	Frank Clarke, Dal. Cowboys.....	1,043	47	22.2	66	14
	Don Maynard, N.Y. Titans <sup>2</sup> .....	1,041	56	18.6	86	8
	Charlie Hennigan, Hou. Oilers.....	1,746	82	21.3	80	12
	Lionel Taylor, Denver <sup>2</sup> .....	1,176	100	11.8	52	4
	Bill Groman, Hou. Oilers <sup>2</sup> .....	1,175	50	23.5	80	17
1961	Tommy McDonald, Philadelphia.....	1,144	64	17.9	66	13
	Del Shofner, N.Y. Giants <sup>2</sup> .....	1,125	68	16.5	46	11
	Jim Phillips, L.A. Rams.....	1,092	78	14.0	69	5
	*Mike Ditka, Chi. Bears.....	1,076	56	19.2	76	12
	Dave Kocourek, S.D. Chargers.....	1,055	55	19.2	76	4
	Buddy Dial, Pittsburgh.....	1,047	53	19.8	88	12
	R.C. Owens, San Francisco.....	1,032	55	18.8	54	5
	*Bill Groman, Hou. Oilers.....	1,473	72	20.5	92	12
	Raymond Berry, Bal. Colts.....	1,298	74	17.5	70	10
	Don Maynard, N.Y. Titans.....	1,265	72	17.6	65	6
1960	Lionel Taylor, Denver.....	1,235	92	13.4	80	12
	Art Powell, N.Y. Titans.....	1,167	69	16.9	76	14
	Del Shofner, L.A. Rams.....	1,097	51	21.5	92	8
	1958 Bill Howton, Green Bay <sup>2</sup> .....	1,188	55	21.6	66	12
	1956 Harlon Hill, Chi. Bears <sup>2</sup> .....	1,128	47	24.0	79	11
	1954 Bob Boyd, L.A. Rams.....	1,212	53	22.9	80	6
	*Harlon Hill, Chi. Bears.....	1,124	45	25.0	76	12
	1953 Pete Pihos, Philadelphia.....	1,049	63	16.7	59	10
	1952 *Bill Howton, Green Bay.....	1,231	53	23.2	90	13
	1951 Elroy (Crazylegs) Hirsch, L.A. Rams.....	1,495	66	22.7	91	17
1950	Tom Fears, L.A. Rams <sup>2</sup> .....	1,116	84	13.3	53	7
	Cloyce Box, Detroit.....	1,009	50	20.2	82	11
	1949 Bob Mann, Detroit.....	1,014	66	15.4	64	4
	Tom Fears, L.A. Rams.....	1,013	77	13.2	51	9
	1945 Jim Benton, Cle. Rams.....	1,067	45	23.7	84	8
	1942 Don Hutson, Green Bay.....	1,211	74	16.4	73	17

\*First season of professional football. NOTE: Numeral in superscript indicates season number player accomplished feat.

### 250 YARDS PASS RECEIVING IN A GAME

Date	Player, Team, Opponent	No.	Yards	TD
Dec. 24, 2023	Amari Cooper, Cleveland vs. Hou. Texans.....	11	265	2
Jan. 2, 2022	*Ja'Marr Chase, Cincinnati vs. Kansas City.....	11	266	3
Nov. 29, 2020	Tyreek Hill, Kansas City vs. Tampa Bay.....	13	269	3
Nov. 26, 2017	Julio Jones, Atlanta vs. Tampa Bay.....	12	253	2
Oct. 2, 2016	Julio Jones, Atlanta vs. Carolina.....	12	300	1
Nov. 8, 2015	Antonio Brown, Pittsburgh vs. Oak. Raiders.....	17	284	0
Dec. 8, 2014	Julio Jones, Atlanta vs. Green Bay.....	11	259	1
Dec. 1, 2013	Josh Gordon, Cle. Browns vs. Jacksonville.....	10	261	2
Oct. 27, 2013	Calvin Johnson, Detroit vs. Dal. Cowboys.....	14	329	1
Nov. 18, 2012	Andre Johnson, Hou. Texans vs. Jacksonville (OT).....	14	273	1
Sept. 30, 2012	Brian Hartline, Miami vs. Arizona (OT).....	12	253	1
Oct. 11, 2009	Miles Austin, Dal. Cowboys vs. Kansas City (OT).....	10	250	2
Nov. 19, 2006	Lee Evans, Buffalo vs. Hou. Texans.....	11	265	2
Nov. 12, 2006	Chad Johnson, Cincinnati vs. S.D. Chargers.....	11	260	2
Nov. 10, 2002	Plaxico Burress, Pittsburgh vs. Atlanta (OT).....	9	253	2
Dec. 17, 2000	Terrell Owens, San Francisco vs. Chi. Bears.....	20	283	1
Sept. 10, 2000	Jimmy Smith, Jacksonville vs. Bal. Ravens.....	15	291	3
Dec. 12, 1999	Qadry Ismail, Bal. Ravens vs. Pittsburgh.....	6	258	3
Dec. 18, 1995	Jerry Rice, San Francisco vs. Minnesota.....	14	289	3
Dec. 11, 1989	John Taylor, San Francisco vs. L.A. Rams.....	11	286	2
Nov. 26, 1989	Flipper Anderson, L.A. Rams vs. New Orleans (OT).....	15	336	1
Oct. 18, 1987	Steve Largent, Seattle vs. Detroit.....	15	261	3
Oct. 4, 1987	Anthony Allen, Washington vs. St.L. Cardinals.....	7	255	3

## OUTSTANDING PERFORMERS

Dec. 22, 1985	Stephone Paige, Kansas City vs. S.D. Chargers.....	8	309	2
Dec. 20, 1982	Wes Chandler, S.D. Chargers vs. Cincinnati.....	10	260	2
Sept. 23, 1979	*Jerry Butler, Buffalo vs. N.Y. Jets.....	10	255	4
Nov. 4, 1962	Sonny Randle, St.L. Cardinals vs. N.Y. Giants.....	16	256	1
Oct. 28, 1962	Del Shofner, N.Y. Giants vs. Washington.....	11	269	1
Oct. 13, 1961	Charlie Hennigan, Hou. Oilers vs. Bos. Patriots.....	13	272	1
Oct. 21, 1956	Billy Howton, Green Bay vs. L.A. Rams.....	7	257	2
Dec. 3, 1950	Cloyce Box, Detroit vs. Bal. Colts.....	12	302	4
Nov. 22, 1945	Jim Benton, Cle. Rams vs. Detroit.....	10	303	1

\*First season of professional football.

## 2,000 COMBINED NET YARDS GAINED IN A SEASON

Year	Player, Team	Rushing Att.-Yds.	Pass Rec.	Punt Ret.	Kickoff Ret.	Fum. Ret.	Total Yds.
2023	Christian McCaffrey, San Francisco <sup>2</sup> .....	272-1,459	67-564	0-0	0-0	1-0	340-2,023
2022	Josh Jacobs, Las Vegas.....	340-1,653	53-400	0-0	0-0	0-0	393-2,053
2021	Jonathan Taylor, Indianapolis.....	332-1,811	40-360	0-0	0-0	3-0	375-2,171
2020	Derrick Henry, Tennessee.....	378-2,027	19-114	0-0	0-0	1-0	398-2,141
2019	Christian McCaffrey, Carolina.....	287-1,387	116-1,005	0-0	0-0	0-0	403-2,392
2018	*Saquon Barkley, N.Y. Giants.....	261-1,307	91-721	0-0	0-0	0-0	352-2,028
	Ezekiel Elliott, Dal. Cowboys.....	304-1,434	77-567	0-0	0-0	1-0	382-2,001
2017	Todd Gurley, L.A. Rams.....	279-1,305	64-788	0-0	0-0	1-0	344-2,093
2016	David Johnson, Arizona.....	293-1,239	80-879	0-0	0-0	1-0	374-2,118
2015	Antonio Brown, Pittsburgh <sup>3</sup> .....	3-28	136-1,834	22-212	0-0	1-0	162-2,074
2014	DeMarco Murray, Dal. Cowboys.....	392-1,845	57-416	0-0	0-0	2-0	451-2,261
	Le'Veon Bell, Pittsburgh.....	290-1,361	83-854	0-0	0-0	0-0	373-2,215
	Antonio Brown, Pittsburgh <sup>3</sup> .....	4-13	129-1,698	30-319	1-0	0-0	164-2,030
2013	LeSean McCoy, Philadelphia.....	314-1,607	52-539	0-0	0-0	0-0	366-2,146
	*Cordarrelle Patterson, Minnesota.....	12-158	45-469	0-0	43-1,393	0-0	100-2,020
2012	Randall Cobb, Green Bay.....	10-132	80-954	31-292	38-964	3-0	162-2,342
	Adrian Peterson, Minnesota <sup>4</sup> .....	348-2,097	40-217	0-0	0-0	0-0	388-2,314
2011	Darren Sproles, New Orleans <sup>1</sup> .....	87-603	86-710	29-294	40-1,089	0-0	242-2,696
	Antonio Brown, Pittsburgh.....	7-41	69-1,108	30-325	27-737	0-0	133-2,211
	Ray Rice, Bal. Ravens <sup>5</sup> .....	291-1,364	76-704	0-0	0-0	0-0	367-2,068
2010	Danny Amendola, St.L. Rams <sup>6</sup> .....	7-81	85-689	40-452	50-1,142	0-0	182-2,364
	Arian Foster, Hou. Texans.....	327-1,616	66-604	0-0	0-0	1-0	394-2,221
	Darren Sproles, S.D. Chargers <sup>3</sup> .....	50-267	59-520	24-166	51-1,257	0-0	184-2,020
2009	Fred Jackson, Buffalo.....	237-1,062	46-371	6-69	41-1,014	0-0	330-2,516
	Josh Cribbs, Cle. Browns <sup>7</sup> .....	55-381	20-135	38-452	56-1,542	2-0	171-2,510
	Chris Johnson, Tennessee.....	358-2,006	50-503	0-0	0-0	1-0	409-2,509
	Jamaal Charles, Kansas City.....	190-1,120	40-297	0-0	36-925	3-0	269-2,342
	Darren Sproles, S.D. Chargers <sup>2</sup> .....	93-343	45-497	26-183	54-1,300	1-0	219-2,323
	Danny Amendola, St.L. Rams.....	3-2	43-326	31-360	66-1,618	1-0	144-2,302
	*Percy Harvin, Minnesota.....	15-135	60-790	0-0	42-1,156	0-0	117-2,081
	Ray Rice, Bal. Ravens.....	254-1,339	78-702	0-0	0-0	1-2	333-2,043
2008	Leon Washington, N.Y. Jets <sup>2</sup> .....	76-448	47-355	29-303	48-1,231	4(-5)	204-2,332
	Darren Sproles, S.D. Chargers.....	61-330	29-342	22-249	53-1,376	1(-2)	166-2,195
	Jerious Norwood, Atlanta <sup>8</sup> .....	95-489	36-338	0-0	51-1,311	0-0	182-2,138
2007	Josh Cribbs, Cle. Browns.....	9-61	3-37	30-405	59-1,809	2-0	103-2,312
	Jerious Norwood, Atlanta.....	103-613	28-277	0-0	52-1,317	0-0	183-2,207
	Brian Westbrook, Philadelphia.....	278-1,333	90-771	4-79	0-0	0-0	372-2,183
	*Ted Ginn Jr., Miami.....	4-3	34-420	24-230	63-1,433	2(-9)	127-2,077
	Leon Washington, N.Y. Jets.....	71-353	36-213	20-183	47-1,291	1-0	175-2,040
	*Adrian Peterson, Minnesota.....	238-1,341	19-268	0-0	16-412	3-0	276-2,014
	Maurice Jones-Drew, Jacksonville <sup>9</sup> .....	167-768	40-407	3-28	31-811	0-0	241-2,014
2006	Steven Jackson, St.L. Rams.....	346-1,528	90-806	0-0	0-0	2-0	438-2,334
	LaDainian Tomlinson, S.D. Chargers <sup>3</sup> .....	348-1,815	56-508	0-0	0-0	1-0	405-2,323
	*Maurice Jones-Drew, Jacksonville.....	166-941	46-436	1-13	31-860	0-0	244-2,250
	Larry Johnson, Kansas City <sup>10</sup> .....	416-1,789	41-410	0-0	0-0	1-0	458-2,199
	Frank Gore, San Francisco.....	312-1,695	61-485	0-0	0-0	0-0	373-2,180
	Wes Welker, Miami <sup>11</sup> .....	0-0	67-687	41-378	48-1,064	1-0	157-2,129
	Tiki Barber, N.Y. Giants <sup>4</sup> .....	327-1,662	58-465	0-0	0-0	1-0	386-2,127
	Chris Carr, Oak. Raiders.....	0-0	0-0	35-216	69-1,762	1-0	106-2,078
2005	Tiki Barber, N.Y. Giants <sup>3</sup> .....	357-1,860	54-530	0-0	0-0	1-0	412-2,390
	Dante Hall, Kansas City <sup>4</sup> .....	7-11	34-436	42-276	65-1,560	2-0	150-2,283
	Wes Welker, Miami.....	1-5	29-434	43-390	61-1,379	4-0	138-2,208
	Larry Johnson, Kansas City.....	336-1,750	33-343	0-0	0-0	3-0	372-2,093
2004	Dante Hall, Kansas City <sup>3</sup> .....	8-56	25-230	23-232	68-1,718	0-0	124-2,336
	Tiki Barber, N.Y. Giants <sup>2</sup> .....	322-1,518	52-578	0-0	0-0	2-0	376-2,096
	Edgerrin James, Indianapolis <sup>5</sup> .....	334-1,548	51-483	0-0	0-0	1-0	386-2,031
2003	Dante Hall, Kansas City <sup>2</sup> .....	16-73	40-423	29-472	57-1,478	0-0	142-2,446
	LaDainian Tomlinson, S.D. Chargers <sup>2</sup> .....	313-1,645	100-725	0-0	0-0	2-0	415-2,370
	Jamal Lewis, Bal. Ravens.....	387-2,066	26-205	0-0	0-0	1-0	414-2,271
	Ahman Green, Green Bay.....	355-1,883	50-367	0-0	0-0	2-0	407-2,250

## OUTSTANDING PERFORMERS

Year	Player, Team	Rushing Att.-Yds.	Pass Rec.	Punt Ret.	Kickoff Ret.	Fum. Ret.	Total Yds.
2002	Deuce McAllister, New Orleans	351-1,641	69-516	0-0	0-0	3(-3)	423-2,154
	Priest Holmes, Kansas City <sup>3</sup>	320-1,420	74-690	0-0	0-0	0-0	394-2,110
	Michael Lewis, New Orleans	1-15	8-200	44-625	70-1,807	2-0	125-2,647
	Priest Holmes, Kansas City <sup>2</sup>	313-1,615	70-672	0-0	0-0	0-0	383-2,287
	Ricky Williams, Miami	383-1,853	47-363	0-0	0-0	1-0	431-2,216
2001	LaDainian Tomlinson, S.D. Chargers	372-1,683	79-489	0-0	0-0	0-0	451-2,172
	Dante Hall, Kansas City	11-54	20-322	29-390	57-1,354	1-0	118-2,120
	Priest Holmes, Kansas City	327-1,555	62-614	0-0	0-0	0-0	389-2,169
	Marshall Faulk, St.L. Rams <sup>4</sup>	260-1,382	83-765	0-0	0-0	2-0	345-2,147
	Derrick Mason, Tennessee <sup>2</sup>	0-0	73-1,128	20-128	34-748	1-0	128-2,004
2000	Derrick Mason, Tennessee	1-1	63-895	51-662	42-1,132	1-0	158-2,690
	MarTay Jenkins, Arizona	1(-4)	17-219	1-1	82-2,186	0-0	101-2,402
	Edgerrin James, Indianapolis <sup>2</sup>	387-1,709	63-594	0-0	0-0	0-0	450-2,303
	Marshall Faulk, St.L. Rams <sup>3</sup>	253-1,359	81-830	0-0	1-18	2-0	337-2,207
	Tiki Barber, N.Y. Giants	213-1,006	70-719	39-332	1-28	5-0	328-2,085
1999	Marshall Faulk, St.L. Rams <sup>2</sup>	253-1,381	87-1,048	0-0	0-0	0-0	340-2,429
	*Edgerrin James, Indianapolis	369-1,553	62-586	0-0	0-0	2-0	433-2,139
	*Terrence Wilkins, Indianapolis	1-2	42-565	41-388	51-1,134	1-0	136-2,089
	Glyn Milburn, Chi. Bears <sup>3</sup>	16-102	20-151	30-346	61-1,426	2-0	129-2,025
	Brian Mitchell, Washington <sup>2</sup>	39-208	44-306	44-506	59-1,337	0-0	186-2,357
1998	Marshall Faulk, Indianapolis	324-1,319	86-908	0-0	0-0	2-13	412-2,240
	Terrell Davis, Denver <sup>2</sup>	392-2,008	25-217	0-0	0-0	1-0	418-2,225
	Jamal Anderson, Atlanta	410-1,846	27-319	0-0	0-0	1-0	438-2,165
	Garrison Hearst, San Francisco	310-1,570	39-535	0-0	0-0	1-0	350-2,105
	Barry Sanders, Detroit <sup>2</sup>	335-2,053	33-305	0-0	0-0	1-0	369-2,358
1997	Kevin Williams, Arizona	1(-2)	20-273	40-462	59-1,458	1-0	121-2,191
	Brian Mitchell, Washington <sup>3</sup>	23-107	36-438	38-442	47-1,094	0-0	144-2,081
	Terrell Davis, Denver	369-1,750	42-287	0-0	0-0	2(-7)	413-2,030
	Jermaine Lewis, Bal. Ravens	3-35	42-648	28-437	41-905	2-0	116-2,025
	Brian Mitchell, Washington <sup>2</sup>	46-301	38-324	25-315	55-1,408	0-0	164-2,348
1995	Emmitt Smith, Dal. Cowboys <sup>2</sup>	377-1,773	62-375	0-0	0-0	0-0	439-2,148
	Glyn Milburn, Denver	49-266	22-191	31-354	47-1,269	0-0	149-2,080
	Ernie Mills, Pittsburgh	5-39	39-679	0-0	54-1,306	0-0	98-2,024
	Brian Mitchell, Washington	78-311	26-236	32-452	58-1,478	0-0	194-2,477
	Barry Sanders, Detroit	331-1,883	44-283	0-0	0-0	0-0	375-2,166
1992	Thurman Thomas, Buffalo <sup>2</sup>	312-1,487	58-626	0-0	0-0	1-0	371-2,113
	Emmitt Smith, Dal. Cowboys	373-1,713	59-335	0-0	0-0	1-0	433-2,048
	Barry Foster, Pittsburgh	390-1,690	36-344	0-0	0-0	2(-20)	428-2,014
	Thurman Thomas, Buffalo	288-1,407	62-631	0-0	0-0	0-0	350-2,038
	Herschel Walker, Minnesota <sup>2</sup>	184-770	35-315	0-0	44-966	4-0	267-2,051
1988	*Tim Brown, L.A. Raiders	14-50	43-725	49-444	41-1,098	7-0	154-2,317
	Roger Craig, San Francisco <sup>2</sup>	310-1,502	76-534	0-0	2-32	2-0	390-2,068
	Eric Dickerson, Indianapolis <sup>3</sup>	388-1,659	36-377	0-0	0-0	1-0	425-2,036
	Herschel Walker, Dal. Cowboys	361-1,514	53-505	0-0	0-0	3-0	417-2,019
	Eric Dickerson, L.A. Rams <sup>3</sup>	404-1,821	26-205	0-0	0-0	2-0	432-2,026
1986	Gary Anderson, S.D. Chargers	127-442	80-871	25-227	24-482	2-0	258-2,022
	Lionel James, S.D. Chargers	105-516	86-1,027	25-213	36-779	1-0	253-2,535
	Marcus Allen, L.A. Raiders	380-1,759	67-555	0-0	0-0	2(-6)	449-2,308
	Roger Craig, San Francisco	214-1,050	92-1,016	0-0	0-0	0-0	306-2,066
	Walter Payton, Chi. Bears <sup>4</sup>	324-1,551	49-483	0-0	0-0	1-0	374-2,034
1984	Eric Dickerson, L.A. Rams <sup>2</sup>	379-2,105	21-139	0-0	0-0	4-15	404-2,259
	James Wilder, Tampa Bay	407-1,544	85-685	0-0	0-0	4-0	496-2,229
	Walter Payton, Chi. Bears <sup>3</sup>	381-1,684	45-368	0-0	0-0	1-0	427-2,052
	*Eric Dickerson, L.A. Rams	390-1,808	51-404	0-0	0-0	1-0	442-2,212
	William Andrews, Atlanta <sup>2</sup>	331-1,567	59-609	0-0	0-0	2-0	392-2,176
1983	Walter Payton, Chi. Bears <sup>2</sup>	314-1,421	53-607	0-0	0-0	2-0	369-2,028
	*James Brooks, S.D. Chargers	109-525	46-329	22-290	40-949	2-0	219-2,093
	William Andrews, Atlanta	289-1,301	81-735	0-0	0-0	0-0	370-2,036
	Bruce Harper, N.Y. Jets <sup>3</sup>	45-126	50-634	28-242	49-1,070	3-0	175-2,072
	Wilbert Montgomery, Philadelphia	338-1,512	41-494	0-0	1-6	2-0	382-2,012
1978	Bruce Harper, N.Y. Jets	58-303	13-196	30-378	55-1,280	1-0	157-2,157
	Walter Payton, Chi. Bears	339-1,852	27-269	0-0	2-95	5-0	373-2,216
	Terry Metcalf, St.L. Cardinals <sup>3</sup>	149-739	34-403	14-108	32-772	1-0	230-2,022
	Terry Metcalf, St.L. Cardinals <sup>2</sup>	165-816	43-378	23-285	35-960	2-23	268-2,462
	O.J. Simpson, Buffalo <sup>2</sup>	329-1,817	28-426	0-0	0-0	1-0	358-2,243
1974	Mack Herron, New England	231-824	38-474	35-517	28-629	3-0	335-2,444
	Otis Armstrong, Denver	263-1,407	38-405	0-0	16-386	1-0	318-2,198
	Terry Metcalf, St.L. Cardinals	152-718	50-377	26-340	20-623	7-0	255-2,058
	O.J. Simpson, Buffalo	332-2,003	6-70	0-0	0-0	0-0	338-2,073
	Gale Sayers, Chi. Bears <sup>2</sup>	229-1,231	34-447	6-44	23-718	3-0	295-2,440
1966	Leroy Kelly, Cle. Browns	209-1,141	32-366	13-104	19-403	0-0	273-2,014
	*Gale Sayers, Chi. Bears	166-867	29-507	16-238	21-660	4-0	236-2,272

## OUTSTANDING PERFORMERS

1963	Timmy Brown, Philadelphia <sup>2</sup> .....	192-841	36-487	16-152	33-945	2-3	279-2,428
	Jim Brown, Cle. Browns.....	291-1,863	24-268	0-0	0-0	0-0	315-2,131
1962	Timmy Brown, Philadelphia.....	137-545	52-849	6-81	30-831	4-0	229-2,306
	Dick Christy, N.Y. Titans.....	114-535	62-538	15-250	38-824	2-0	231-2,147
1961	Billy Cannon, Hou. Oilers.....	200-948	43-586	9-70	18-439	2-0	272-2,043
1960	*Abner Haynes, Dal. Texans.....	156-875	55-576	14-215	19-434	4-0	248-2,100

\*First season of professional football. NOTE: Numeral in superscript indicates season number player accomplished feat.

### 300 COMBINED NET YARDS GAINED IN A GAME

Date	Player, Team, Opponent	No.	Yards	TD
Nov. 27, 2022	Josh Jacobs, Las Vegas vs. Seattle (OT).....	39	303	2
Oct. 2, 2016	Julio Jones, Atlanta vs. Carolina.....	12	300	1
Nov. 8, 2015	Antonio Brown, Pittsburgh vs. Oak. Raiders.....	20	306	0
Dec. 29, 2013	LeGarrette Blount, New England vs. Buffalo.....	26	334	2
Nov. 10, 2013	*Tavon Austin, St.L. Rams vs. Indianapolis.....	9	314	3
Oct. 27, 2013	Calvin Johnson, Detroit vs. Dal. Cowboys.....	14	329	1
Dec. 9, 2012	*David Wilson, N.Y. Giants vs. New Orleans.....	17	327	3
Nov. 28, 2010	*Jacoby Ford, Oak. Raiders vs. Miami.....	12	329	2
Nov. 7, 2010	*Jacoby Ford, Oak. Raiders vs. Kansas City (OT).....	10	306	1
Dec. 20, 2009	Josh Cribbs, Cle. Browns vs. Kansas City.....	14	316	2
Oct. 18, 2009	Domenik Hixon, N.Y. Giants vs. New Orleans.....	12	303	0
Sept. 28, 2008	Steve Breaston, Arizona vs. N.Y. Jets.....	19	324	0
Sept. 14, 2008	Darren Sproles, S.D. Chargers vs. Denver.....	14	317	2
Nov. 18, 2007	Josh Cribbs, Cle. Browns vs. Bal. Ravens (OT).....	12	309	0
Nov. 4, 2007	*Adrian Peterson, Minnesota vs. S.D. Chargers.....	31	315	3
Oct. 14, 2007	*Adrian Peterson, Minnesota vs. Chi. Bears.....	25	361	3
Sept. 30, 2007	Devin Hester, Chi. Bears vs. Detroit.....	13	317	1
Dec. 10, 2006	*Maurice Jones-Drew, Jacksonville vs. Indianapolis.....	19	303	3
Dec. 14, 2003	Derrick Mason, Tennessee vs. Buffalo.....	21	302	0
Nov. 16, 2003	Jonathan Carter, N.Y. Jets vs. Indianapolis.....	7	304	2
Dec. 8, 2002	Steve Smith, Carolina vs. Cincinnati.....	9	313	3
Nov. 24, 2002	Priest Holmes, Kansas City vs. Seattle.....	30	307	3
Oct. 13, 2002	Michael Lewis, New Orleans vs. Washington.....	8	356	2
Dec. 24, 1999	Jason Tucker, Dal. Cowboys vs. New Orleans.....	13	331	1
Dec. 7, 1997	Jermaine Lewis, Bal. Ravens vs. Seattle.....	10	308	3
Dec. 25, 1995	Kevin Williams, Dal. Cowboys vs. Arizona.....	16	307	2
Dec. 10, 1995	Glyn Milburn, Denver vs. Seattle.....	33	404	0
Oct. 23, 1994	Tyrone Hughes, New Orleans vs. L.A. Rams.....	11	347	2
Dec. 11, 1989	John Taylor, San Francisco vs. L.A. Rams.....	14	321	2
Nov. 26, 1989	Flipper Anderson, L.A. Rams vs. New Orleans (OT).....	15	336	1
Nov. 28, 1988	*Tim Brown, L.A. Raiders vs. Seattle.....	12	306	1
Dec. 22, 1985	Stephone Paige, Kansas City vs. S.D. Chargers.....	8	309	2
Nov. 10, 1985	Lionel James, S.D. Chargers vs. L.A. Raiders (OT).....	23	345	0
Sept. 22, 1985	Lionel James, S.D. Chargers vs. Cincinnati.....	20	316	2
Dec. 21, 1975	*Walter Payton, Chi. Bears vs. New Orleans.....	32	300	1
Nov. 23, 1975	Greg Pruitt, Cle. Browns vs. Cincinnati.....	28	304	2
Nov. 1, 1970	Eugene (Mercury) Morris, Miami vs. Bal. Colts.....	17	302	0
Oct. 4, 1970	O.J. Simpson, Buffalo vs. N.Y. Jets.....	26	303	2
Dec. 6, 1969	Jerry LeVias, Hou. Oilers vs. N.Y. Jets.....	18	329	1
Nov. 2, 1969	Travis Williams, Green Bay vs. Pittsburgh.....	11	314	3
Dec. 18, 1966	Gale Sayers, Chi. Bears vs. Minnesota.....	20	339	2
Dec. 12, 1965	*Gale Sayers, Chi. Bears vs. San Francisco.....	17	336	6
Nov. 17, 1963	Gary Ballman, Pittsburgh vs. Washington.....	12	320	2
Dec. 16, 1962	Timmy Brown, Philadelphia vs. St.L. Cardinals.....	19	341	2
Dec. 10, 1961	Billy Cannon, Hou. Oilers vs. N.Y. Titans.....	32	373	5
Nov. 19, 1961	Jim Brown, Cle. Browns vs. Philadelphia.....	38	313	4
Dec. 3, 1950	Cloyce Box, Detroit vs. Bal. Colts.....	13	302	4
Oct. 29, 1950	Wally Triplett, Detroit vs. L.A. Rams.....	11	331	1
Nov. 22, 1945	Jim Benton, Cle. Rams vs. Detroit.....	10	303	1

\*First season of professional football.

### 2,000 SCRIMMAGE YARDS GAINED IN A SEASON

Year	Player, Team	Att.	Rushing Yards	Receptions	Receiving Yards	Scrimm. Yards
2023	Christian McCaffrey, San Francisco <sup>2</sup> .....	272	1,459	67	564	2,023
2022	Josh Jacobs, Las Vegas.....	340	1,653	53	400	2,053
2021	Jonathan Taylor, Indianapolis.....	332	1,811	40	360	2,171
2020	Derrick Henry, Tennessee.....	378	2,027	19	114	2,141
2019	Christian McCaffrey, Carolina.....	287	1,387	116	1,005	2,392
2018	*Saquon Barkley, N.Y. Giants.....	261	1,307	91	721	2,028
	Ezekiel Elliott, Dal. Cowboys.....	304	1,434	77	567	2,001
2017	Todd Gurley, L.A. Rams.....	279	1,305	64	788	2,093
2016	David Johnson, Arizona.....	293	1,239	80	879	2,118
2014	DeMarco Murray, Dal. Cowboys.....	392	1,845	57	416	2,261

## OUTSTANDING PERFORMERS

Year	Player, Team	Att.	Rushing Yards	Receptions	Receiving Yards	Scrimm. Yards
	Le'Veon Bell, Pittsburgh	373	1,361	83	854	2,215
2013	LeSean McCoy, Philadelphia	314	1,607	52	539	2,146
2012	Adrian Peterson, Minnesota	348	2,097	40	217	2,314
2011	Ray Rice, Bal. Ravens <sup>2</sup>	291	1,364	76	704	2,068
2010	Arian Foster, Hou. Texans	327	1,616	66	604	2,220
2009	Chris Johnson, Tennessee	358	2,006	50	503	2,509
	Ray Rice, Bal. Ravens	254	1,339	78	702	2,041
2007	Brian Westbrook, Philadelphia	278	1,333	90	771	2,104
2006	Steven Jackson, St.L. Rams	346	1,528	90	806	2,334
	LaDainian Tomlinson, S.D. Chargers <sup>3</sup>	348	1,815	56	508	2,323
	Larry Johnson, Kansas City <sup>2</sup>	416	1,789	41	410	2,199
	Frank Gore, San Francisco	312	1,695	61	485	2,180
	Tiki Barber, N.Y. Giants <sup>2</sup>	327	1,662	58	465	2,127
2005	Tiki Barber, N.Y. Giants <sup>2</sup>	357	1,860	54	530	2,390
	Larry Johnson, Kansas City	336	1,750	33	343	2,093
2004	Tiki Barber, N.Y. Giants	322	1,518	52	578	2,096
	Edgerrin James, Indianapolis <sup>3</sup>	334	1,548	51	483	2,031
2003	LaDainian Tomlinson, S.D. Chargers <sup>2</sup>	313	1,645	100	725	2,370
	Jamal Lewis, Bal. Ravens	387	2,066	26	205	2,271
	Ahman Green, Green Bay	355	1,883	50	367	2,250
	Deuce McAllister, New Orleans	351	1,641	69	516	2,157
	Priest Holmes, Kansas City <sup>3</sup>	320	1,420	74	690	2,110
2002	Priest Holmes, Kansas City <sup>2</sup>	313	1,615	70	672	2,287
	Ricky Williams, Miami	383	1,853	47	363	2,216
	LaDainian Tomlinson, S.D. Chargers	372	1,683	79	489	2,172
2001	Priest Holmes, Kansas City	327	1,555	62	614	2,169
	Marshall Faulk, St.L. Rams <sup>1</sup>	260	1,382	83	765	2,147
2000	Edgerrin James, Indianapolis <sup>2</sup>	387	1,709	63	594	2,303
	Marshall Faulk, St.L. Rams <sup>3</sup>	253	1,359	81	830	2,189
1999	Marshall Faulk, St.L. Rams <sup>2</sup>	253	1,381	87	1,048	2,429
	*Edgerrin James, Indianapolis	369	1,553	62	586	2,139
1998	Marshall Faulk, Indianapolis	324	1,319	86	908	2,227
	Terrell Davis, Denver <sup>2</sup>	392	2,008	25	217	2,225
	Jamal Anderson, Atlanta	410	1,846	27	319	2,165
	Garrison Hearst, San Francisco	310	1,570	39	535	2,105
1997	Barry Sanders, Detroit <sup>2</sup>	335	2,053	33	305	2,358
	Terrell Davis, Denver	369	1,750	42	287	2,037
1995	Emmitt Smith, Dal. Cowboys <sup>2</sup>	377	1,773	62	375	2,148
1994	Barry Sanders, Detroit	331	1,883	44	283	2,166
1992	Thurman Thomas, Buffalo <sup>2</sup>	312	1,487	58	626	2,113
	Emmitt Smith, Dal. Cowboys	373	1,713	59	335	2,048
	Barry Foster, Pittsburgh	390	1,690	36	344	2,034
1991	Thurman Thomas, Buffalo	288	1,407	62	631	2,038
1988	Roger Craig, San Francisco <sup>2</sup>	310	1,502	76	534	2,036
	Eric Dickerson, Indianapolis <sup>1</sup>	388	1,659	36	377	2,036
	Herschel Walker, Dal. Cowboys	361	1,514	53	505	2,019
1986	Eric Dickerson, L.A. Rams <sup>3</sup>	404	1,821	26	205	2,026
1985	Marcus Allen, L.A. Raiders	380	1,759	67	555	2,314
	Roger Craig, San Francisco	214	1,050	92	1,016	2,066
	Walter Payton, Chi. Bears <sup>1</sup>	324	1,551	49	483	2,034
1984	Eric Dickerson, L. A. Rams <sup>2</sup>	379	2,105	21	139	2,244
	James Wilder, Tampa Bay	407	1,544	85	685	2,229
	Walter Payton, Chi. Bears <sup>3</sup>	381	1,684	45	368	2,052
1983	*Eric Dickerson, L.A. Rams	390	1,808	51	404	2,212
	William Andrews, Atlanta <sup>2</sup>	331	1,567	59	609	2,176
	Walter Payton, Chi. Bears <sup>2</sup>	314	1,421	53	607	2,028
1981	William Andrews, Atlanta	289	1,301	81	735	2,036
1979	Wilbert Montgomery, Philadelphia	338	1,512	41	494	2,006
1977	Walter Payton, Chi. Bears	339	1,852	27	269	2,121
1975	O.J. Simpson, Buffalo <sup>2</sup>	329	1,817	28	426	2,243
1973	O.J. Simpson, Buffalo	332	2,003	6	70	2,073
1963	Jim Brown, Cle. Browns	291	1,863	24	268	2,131

<sup>1</sup>First season of professional football. NOTE: Numeral in superscript indicates season number player accomplished feat.

### 300 SCRIMMAGE YARDS GAINED IN A GAME

Date	Player, Team, Opponent	Att.	Yards	TD
Nov. 27, 2022	Josh Jacobs, Las Vegas vs. Seattle (OT)	39	303	2
Oct. 2, 2016	Julio Jones, Atlanta vs. Carolina	12	300	1
Nov. 8, 2015	Antonio Brown, Pittsburgh vs. Oak. Raiders	19	306	0
Oct. 27, 2013	Calvin Johnson, Detroit vs. Dal. Cowboys	14	329	1
Nov. 4, 2007	*Adrian Peterson, Minnesota vs. S.D. CHargerse	31	315	3
Nov. 24, 2002	Priest Holmes, Kansas City vs. Seattle	30	307	3

## OUTSTANDING PERFORMERS

Nov. 26, 1989	Flipper Anderson, L.A. Rams vs. New Orleans (OT).....	15		336	1
Dec. 22, 1985	Stephone Paige, Kansas City vs. S.D. Chargers.....	8		309	2
Dec. 10, 1961	Billy Cannon, Hou. Oilers vs. N.Y. Titans.....	30		330	5
Dec. 3, 1950	Cloyce Box, Detroit vs. Bal. Colts.....	12		302	4
Nov. 22, 1945	Jim Benton, Cle. Rams vs. Detroit.....	10		303	1

\*First season of professional football.

### TOP 20 LEADERS IN PASSES COMPLETED

1. Tom Brady .....	7,753
2. Drew Brees .....	7,142
3. Brett Favre .....	6,300
4. Peyton Manning.....	6,125
5. Matt Ryan .....	5,551
6. Ben Roethlisberger.....	5,440
7. Philip Rivers .....	5,277
8. Aaron Rodgers .....	5,001
9. Dan Marino .....	4,967
10. Eli Manning.....	4,895
11. Matthew Stafford.....	4,834
12. John Elway .....	4,123
13. Joe Flacco .....	4,004
14. Warren Moon.....	3,988
15. Carson Palmer.....	3,941
16. Drew Bledsoe .....	3,839
17. Vinny Testaverde .....	3,787
18. Fran Tarkenton.....	3,686
19. Russell Wilson.....	3,668
20. Derek Carr .....	3,576

### TOP 20 LEADERS IN TOUCHDOWN PASSES

1. Tom Brady .....	649
2. Drew Brees .....	571
3. Peyton Manning.....	539
4. Brett Favre .....	508
5. Aaron Rodgers .....	475
6. Philip Rivers .....	421
7. Dan Marino .....	420
8. Ben Roethlisberger.....	418
9. Matt Ryan .....	381
10. Eli Manning.....	366
11. Matthew Stafford.....	357
12. Fran Tarkenton.....	342
13. Russell Wilson.....	334
14. John Elway .....	300
15. Carson Palmer.....	294
16. Warren Moon.....	291
17. Johnny Unitas .....	290
18. Vinny Testaverde .....	275
19. Joe Montana.....	273
20. Kirk Cousins .....	270

### TOP 20 LEADERS IN PASSING YARDS

1. Tom Brady .....	89,214
2. Drew Brees .....	80,358
3. Peyton Manning.....	71,940
4. Brett Favre .....	71,838
5. Ben Roethlisberger.....	64,088
6. Philip Rivers .....	63,440
7. Matt Ryan .....	62,792
8. Dan Marino .....	61,361
9. Aaron Rodgers .....	59,055
10. Eli Manning.....	57,023
11. Matthew Stafford.....	56,047
12. John Elway .....	51,475
13. Warren Moon.....	49,325
14. Fran Tarkenton.....	47,003
15. Carson Palmer.....	46,247
16. Vinny Testaverde .....	46,233
17. Drew Bledsoe.....	44,611
18. Joe Flacco .....	43,936
19. Russell Wilson.....	43,653
20. Dan Fouts .....	43,040

### TOP 20 LEADERS IN RECEIVING YARDS

1. Jerry Rice .....	22,895
2. Larry Fitzgerald.....	17,492
3. Terrell Owens.....	15,934
4. Randy Moss.....	15,292
5. Isaac Bruce.....	15,208
6. Tony Gonzalez .....	15,127
7. Tim Brown .....	14,934
8. Steve Smith .....	14,731
9. Marvin Harrison .....	14,580
10. Reggie Wayne .....	14,345
11. Andre Johnson .....	14,185
12. James Lofton .....	14,004
13. Cris Carter .....	13,899
14. Anquan Boldin .....	13,779
15. Henry Ellard .....	13,777
16. Julio Jones .....	13,703
17. Torry Holt .....	13,382
18. Andre Reed .....	13,198
19. Steve Largent .....	13,089
20. Jason Witten.....	13,046

### TOP 20 SCORERS

Player	Years	TD	FG	PAT	TP
1. Adam Vinatieri .....	24	0	599	874	2,673
2. Morten Andersen .....	25	0	565	849	2,544
3. Gary Anderson .....	23	0	538	820	2,434
4. Jason Hanson .....	21	0	495	665	2,150
5. John Carney .....	23	0	478	628	2,062
6. Matt Stover .....	19	0	471	591	2,004
7. George Blanda .....	26	9	335	943	2,002
8. Jason Elam .....	17	0	436	675	1,983
9. John Kasay .....	20	0	461	587	1,970
10. Robbie Gould .....	18	0	447	620	1,961
11. Mason Crosby .....	17	0	400	739	1,939
12. Sebastian Janikowski .....	18	0	436	605	1,913
13. Stephen Gostkowski .....	15	0	392	699	1,875
14. Phil Dawson .....	20	1	441	518	1,847
15. Matt Prater.....	17	0	401	577	1,780
16. Matt Bryant .....	18	0	397	567	1,758
17. Norm Johnson .....	18	0	366	638	1,736
18. David Akers .....	16	0	386	563	1,721
19. Nick Lowery .....	18	0	383	562	1,711
20. Jan Stenerud .....	19	0	373	580	1,699

## OUTSTANDING PERFORMERS

### TOP 20 TOUCHDOWN SCORERS

Player	Years	Rush	Rec.	Total Returns	TD
1. Jerry Rice .....	20	10	197	1	208
2. Emmitt Smith .....	15	164	11	0	175
3. LaDainian Tomlinson .....	11	145	17	0	162
4. Randy Moss .....	14	0	156	1	157
5. Terrell Owens .....	15	3	153	0	156
6. Marcus Allen .....	16	123	21	1	145
7. Marshall Faulk .....	12	100	36	0	136
8. Cris Carter .....	16	0	130	1	131
9. Marvin Harrison .....	13	0	128	0	128
10. Jim Brown .....	9	106	20	0	126
Adrian Peterson .....	15	120	6	0	126
12. Walter Payton .....	13	110	15	0	125
13. Larry Fitzgerald .....	17	0	121	0	121
14. Antonio Gates .....	16	0	116	0	116
John Riggins .....	14	104	12	0	116
16. Lenny Moore .....	12	63	48	2	113
17. Shaun Alexander .....	9	100	12	0	112
18. Tony Gonzalez .....	17	0	111	0	111
19. Barry Sanders .....	10	99	10	0	109
20. Tim Brown .....	17	1	100	4	105
Don Hutson .....	11	3	99	3	105

### TOP 20 RUSHERS

Player	Years	Att.	Yards	Avg.	Long	TD
1. Emmitt Smith .....	15	4,409	18,355	4.2	75	164
2. Walter Payton .....	13	3,838	16,726	4.4	76	110
3. Frank Gore .....	16	3,735	16,000	4.3	80	81
4. Barry Sanders .....	10	3,062	15,269	5.0	85	99
5. Adrian Peterson .....	15	3,230	14,918	4.6	90	120
6. Curtis Martin .....	11	3,518	14,101	4.0	70	90
7. LaDainian Tomlinson .....	11	3,174	13,684	4.3	85	145
8. Jerome Bettis .....	13	3,479	13,662	3.9	71	91
9. Eric Dickerson .....	11	2,996	13,259	4.4	85	90
10. Tony Dorsett .....	12	2,936	12,739	4.3	99	77
11. Jim Brown .....	9	2,359	12,312	5.2	80	106
12. Marshall Faulk .....	12	2,836	12,279	4.3	71	100
13. Edgerrin James .....	11	3,028	12,246	4.0	72	80
14. Marcus Allen .....	16	3,022	12,243	4.1	61	123
15. Franco Harris .....	13	2,949	12,120	4.1	75	91
16. Thurman Thomas .....	13	2,877	12,074	4.2	80	65
17. Fred Taylor .....	13	2,534	11,695	4.6	80	66
18. Steven Jackson .....	12	2,764	11,438	4.1	59	69
19. John Riggins .....	14	2,916	11,352	3.9	66	104
20. Corey Dillon .....	10	2,618	11,241	4.3	96	82

### TOP 20 PASS RECEIVERS

Player	Years	No.	Yards	Avg.	Long	TD
1. Jerry Rice .....	20	1,549	22,895	14.8	96	197
2. Larry Fitzgerald .....	17	1,432	17,492	12.2	80	121
3. Tony Gonzalez .....	17	1,325	15,127	11.4	73	111
4. Jason Witten .....	17	1,228	13,046	10.6	69	74
5. Marvin Harrison .....	13	1,102	14,580	13.2	80	128
6. Cris Carter .....	16	1,101	13,899	12.6	80	130
7. Tim Brown .....	17	1,094	14,934	13.7	80	100
8. Terrell Owens .....	15	1,078	15,934	14.8	98	153
9. Anquan Boldin .....	14	1,076	13,779	12.8	79	82
10. Reggie Wayne .....	14	1,070	14,345	13.4	80	82
11. Andre Johnson .....	14	1,062	14,185	13.4	77	70
12. Steve Smith .....	16	1,031	14,731	14.3	80	81
13. Isaac Bruce .....	16	1,024	15,208	14.9	80	91
14. Hines Ward .....	14	1,000	12,083	12.1	85	85
15. Randy Moss .....	14	982	15,292	15.6	82	156
16. Brandon Marshall .....	13	970	12,351	12.7	75	83
17. Antonio Gates .....	16	955	11,841	12.4	72	116
18. Andre Reed .....	16	951	13,198	13.9	83	87
19. Derrick Mason .....	15	943	12,061	12.8	79	66
20. Art Monk .....	16	940	12,721	13.5	79	68

## OUTSTANDING PERFORMERS

### TOP 20 INTERCEPTORS

Player	Years	No.	Yards	Avg.	Long	TD
1. Paul Krause .....	16	81	1,185	14.6	81	3
2. Emlen Tunnell .....	14	79	1,282	16.2	55	4
3. Rod Woodson .....	17	71	1,483	20.9	98	12
4. Dick (Night Train) Lane .....	14	68	1,207	17.8	80	5
5. Ken Riley .....	15	65	596	9.2	66	5
Charles Woodson .....	18	65	966	14.9	62	11
7. Ed Reed .....	12	64	1,590	24.8	107	7
8. Ronnie Lott .....	14	63	730	11.6	83	5
Darren Sharper .....	14	63	1,412	22.4	99	11
10. Dave Brown .....	15	62	698	11.3	90	5
Dick LeBeau .....	14	62	762	12.3	70	3
12. Emmitt Thomas .....	13	58	937	16.2	73	5
13. Mel Blount .....	14	57	736	12.9	52	2
Bobby Boyd .....	9	57	994	17.4	74	4
Eugene Robinson .....	16	57	762	13.4	49	1
Johnny Robinson .....	12	57	741	13.0	57	1
Everson Walls .....	13	57	504	8.8	40	1
18. Lem Barney .....	11	56	1,077	19.2	71	7
Pat Fischer .....	17	56	941	16.8	69	4
20. Aeneas Williams .....	14	55	807	14.7	65	9

### TOP 20 PUNTERS (MINIMUM 250 PUNTS)

Player	Years	No.	Yards	Avg.	Long	Blk.
1. AJ Cole .....	5	309	14,889	48.18	83	0
2. Michael Dickson .....	6	428	20,525	47.96	73	1
3. Shane Lechler .....	18	1,444	68,678	47.56	80	5
4. Cameron Johnston .....	6	445	21,029	47.26	74	1
5. Logan Cooke .....	6	400	18,829	47.07	72	1
6. Tress Way .....	10	726	34,037	46.88	79	5
7. Johnny Hekker .....	12	890	41,714	46.87	78	3
8. Bryan Anger .....	12	828	38,789	46.85	83	5
9. Corey Bojorquez .....	6	366	17,143	46.84	82	2
10. Thomas Morstead .....	15	897	41,972	46.79	70	1
11. Marquette King .....	6	446	20,822	46.69	72	3
12. Brandon Fields .....	9	604	28,192	46.68	74	3
13. Andy Lee .....	19	1,466	68,405	46.66	82	6
14. Pat McAfee .....	8	575	26,669	46.38	74	4
15. Braden Mann .....	4	250	11,552	46.21	72	1
16. Sam Martin .....	11	701	32,363	46.17	72	3
17. Jake Bailey .....	5	275	12,613	45.87	71	3
18. Brett Kern .....	15	1,006	46,136	45.86	79	5
19. Riley Dixon .....	8	591	27,090	45.84	71	7
20. Lachlan Edwards .....	5	376	17,189	45.72	70	1

### TOP 20 COMBINED YARDS GAINED

Player	Years	Tot.	Rush.	Rec.	Int. Ret.	Punt Ret.	Kickoff Ret.	Fumble Ret.
1. Jerry Rice .....	20	23,546	645	22,895	0	0	6	0
2. Brian Mitchell .....	14	23,330	1,967	2,336	0	4,999	14,014	14
3. Walter Payton .....	13	21,803	16,726	4,538	0	0	539	0
4. Emmitt Smith .....	15	21,564	18,355	3,224	0	0	0	-15
5. Frank Gore .....	16	19,992	16,000	3,985	0	0	0	7
6. Darren Sproles .....	14	19,696	3,552	4,840	0	2,961	8,352	-9
7. Tim Brown .....	17	19,682	190	14,934	0	3,320	1,235	3
8. Marshall Faulk .....	12	19,190	12,279	6,875	0	0	18	18
9. Steve Smith .....	16	19,180	387	14,731	0	1,684	2,371	7
10. LaDainian Tomlinson .....	11	18,456	13,684	4,772	0	0	0	0
11. Barry Sanders .....	10	18,308	15,269	2,921	0	0	118	0
12. Herschel Walker .....	12	18,168	8,225	4,859	0	0	5,084	0
13. Adrian Peterson .....	15	17,808	14,918	2,474	0	0	428	-12
14. Marcus Allen .....	16	17,648	12,243	5,411	0	0	0	-6
15. Larry Fitzgerald .....	17	17,560	68	17,492	0	0	0	0
16. Curtis Martin .....	11	17,421	14,101	3,329	0	0	0	-9
17. Tiki Barber .....	10	17,359	10,449	5,183	0	1,181	544	2
18. Eric Metcalf .....	13	17,230	2,392	5,572	0	3,453	5,813	0
19. Derrick Mason .....	15	17,150	3	12,061	0	1,590	3,496	0
20. Wes Welker .....	12	16,797	151	9,924	0	2,584	4,138	0



## OUTSTANDING PERFORMERS

### TOP 20 YARDS FROM SCRIMMAGE

Player	Years	Scrimmage Yards	Rushing Yards	Receiving Yards
1. Jerry Rice .....	20	23,540	645	22,895
2. Emmitt Smith .....	15	21,579	18,355	3,224
3. Walter Payton .....	13	21,264	16,726	4,538
4. Frank Gore .....	16	19,985	16,000	3,985
5. Marshall Faulk .....	12	19,154	12,279	6,875
6. LaDainian Tomlinson .....	11	18,456	13,684	4,772
7. Barry Sanders.....	10	18,190	15,269	2,921
8. Marcus Allen.....	16	17,654	12,243	5,411
9. Larry Fitzgerald.....	17	17,560	68	17,492
10. Curtis Martin .....	11	17,430	14,101	3,329
11. Adrian Peterson.....	15	17,392	14,918	2,474
12. Thurman Thomas .....	13	16,532	12,074	4,458
13. Tony Dorsett .....	12	16,293	12,739	3,554
14. Terrell Owens.....	15	16,185	251	15,934
15. Tiki Barber .....	10	15,632	10,449	5,183
16. Edgerrin James.....	11	15,610	12,246	3,364
17. Randy Moss.....	16	15,451	159	15,292
18. Eric Dickerson.....	11	15,396	13,259	2,137
19. Isaac Bruce.....	16	15,347	139	15,208
20. Warrick Dunn.....	12	15,306	10,967	4,339

### TOP 20 PASSERS

Player	Years	Att.	Comp.	Pct. Comp.	Yards	Avg. Gain	TD	Pct. TD	Int.	Pct. Int.	Rating
1. Aaron Rodgers .....	19	7,661	5,001	65.3	59,055	7.71	475	6.2	105	1.4	103.6
2. Patrick Mahomes .....	7	3,590	2,386	66.5	28,424	7.92	219	6.1	63	1.8	103.5
3. Deshaun Watson .....	6	2,089	1,390	66.5	16,756	8.02	118	5.6	45	2.2	100.8
4. Russell Wilson .....	12	5,665	3,668	64.7	43,653	7.71	334	5.9	106	1.9	100.0
5. Dak Prescott .....	8	3,873	2,595	67.0	29,459	7.61	202	5.2	74	1.9	99.0
6. Drew Brees .....	20	10,551	7,142	67.7	80,358	7.62	571	5.4	243	2.3	98.7
7. Joe Burrow .....	4	1,895	1,288	68.0	14,083	7.43	97	5.1	37	2.0	98.6
8. Kirk Cousins .....	12	5,177	3,465	66.9	39,471	7.62	270	5.2	110	2.1	98.2
9. Lamar Jackson .....	6	2,112	1,362	64.5	15,887	7.52	125	5.9	45	2.1	98.0
10. Jimmy Garoppolo .....	10	1,895	1,277	67.4	15,494	8.18	94	5.0	51	2.7	97.6
11. Tom Brady.....	23	12,050	7,753	64.3	89,214	7.40	649	5.4	212	1.8	97.2
12. Tony Romo .....	13	4,335	2,829	65.0	34,183	7.89	248	5.7	117	2.7	97.1
13. Tua Tagovailoa .....	4	1,638	1,096	66.9	12,639	7.72	81	4.9	37	2.3	97.1
14. Steve Young .....	15	4,149	2,667	64.0	33,124	7.98	232	5.6	107	2.6	96.8
15. Peyton Manning .....	17	9,380	6,125	65.0	71,940	7.67	539	5.7	251	2.7	96.5
16. Justin Herbert .....	4	2,422	1,613	66.6	17,223	7.11	114	4.7	42	1.7	95.7
17. Philip Rivers .....	17	8,134	5,277	64.9	63,440	7.80	421	5.2	209	2.6	95.2
18. Kurt Warner.....	12	4,070	2,666	66.0	32,344	7.95	208	5.1	128	3.1	93.7
19. Matt Ryan .....	15	8,464	5,551	65.6	62,792	7.42	381	4.5	183	2.2	93.6
20. Jared Goff.....	8	4,107	2,657	64.7	30,429	7.41	185	4.5	82	2.0	93.6

*1,500-or-more attempts. The passer ratings are based on performance standards established for completion percentage, interception percentage, touchdown percentage, and average gain.*

## OUTSTANDING PERFORMERS

### TOP 20 KICKOFF RETURNERS (MINIMUM 75 RETURNS)

Player	Years	No.	Yards	Avg.	Long	TD
1. Gale Sayers.....	7	91	2,781	30.6	103	6
2. Lynn Chandnois.....	7	92	2,720	29.6	93	3
3. Cordarrelle Patterson.....	11	273	7,989	29.3	109	9
4. Joe McKnight.....	4	79	2,270	28.7	107	2
5. Abe Woodson.....	9	193	5,538	28.7	105	5
6. Buddy Young.....	6	90	2,514	27.9	104	2
7. Travis Williams.....	5	102	2,801	27.5	105	6
8. Joe Arenas.....	7	139	3,798	27.3	96	1
9. Clifton Smith.....	3	75	2,038	27.2	97	1
10. Percy Harvin.....	8	152	4,127	27.2	105	5
11. Clarence Davis.....	8	79	2,140	27.1	76	0
12. Jacoby Jones.....	9	183	4,940	27.0	108	5
13. Steve Van Buren.....	8	76	2,030	26.7	98	3
14. Lenny Lyles.....	12	81	2,161	26.7	103	3
15. Quintin Demps.....	10	110	2,931	26.6	100	2
16. Mercury Morris.....	8	111	2,947	26.5	105	3
17. Ellis Hobbs.....	6	141	3,739	26.5	108	3
18. Bobby Jancik.....	6	158	4,185	26.5	61	0
19. Mel Renfro.....	14	85	2,246	26.4	100	2
20. Bobby Mitchell.....	11	102	2,690	26.4	98	5

### TOP 20 PUNT RETURNERS (MINIMUM 75 RETURNS)

Player	Years	No.	Yards	Avg.	Long	TD
1. George McAfee.....	8	112	1,431	12.8	74	2
2. Jack Christiansen.....	8	85	1,084	12.8	89	8
3. Claude Gibson.....	5	110	1,381	12.6	85	3
4. Bill Dudley.....	9	124	1,515	12.2	96	3
5. Rick Upchurch.....	9	248	3,008	12.1	92	8
6. Gunner Olszewski.....	5	98	1,170	11.9	94	2
7. Desmond Howard.....	11	244	2,895	11.9	95	8
8. Billy Johnson.....	14	282	3,317	11.8	87	6
9. Devin Hester.....	11	315	3,695	11.7	89	14
10. Mack Herron.....	3	84	982	11.7	66	0
11. Roscoe Parrish.....	8	165	1,920	11.6	82	3
12. Bill Thompson.....	13	157	1,814	11.6	60	0
13. Darrien Gordon.....	9	314	3,601	11.5	94	6
14. Tyreek Hill.....	8	88	1,005	11.4	95	4
15. Nyheim Hines.....	5	89	1,015	11.4	84	2
16. Henry Ellard.....	16	135	1,527	11.3	83	4
17. Rodger Bird.....	3	94	1,063	11.3	78	0
18. Bosh Pritchard.....	6	95	1,072	11.3	81	2
19. Julian Edelman.....	11	177	1,986	11.2	94	4
20. Jeremy Ross.....	5	78	874	11.2	58	1

### TOP 20 LEADERS IN SACKS

Player	*Years	No.
1. Bruce Smith.....	19	200.0
2. Reggie White.....	15	198.0
3. Kevin Greene.....	15	160.0
4. Julius Peppers.....	17	159.5
5. Chris Doleman.....	15	150.5
6. Michael Strahan.....	15	141.5
7. Jason Taylor.....	15	139.5
8. Terrell Suggs.....	17	139.0
9. DeMarcus Ware.....	12	138.5
10. Richard Dent.....	15	137.5
John Randle.....	14	137.5
12. Jared Allen.....	12	136.0
13. John Abraham.....	15	133.5
14. Leslie O'Neal.....	13	132.5
Lawrence Taylor.....	12	132.5
16. Rickey Jackson.....	14	128.0
17. Derrick Thomas.....	11	126.5
18. Dwight Freeny.....	16	125.5
19. Von Miller.....	12	123.5
20. Robert Mathis.....	13	123.0

\*Years played since 1982 when sacks became an official statistic.

# YEARLY STATISTICAL LEADERS

## ANNUAL SCORING LEADERS

Year	Player, Team	TD	FG	PAT	TP
2023	Brandon Aubrey, Dal. Cowboys, NFC	0	36	49	157
	Justin Tucker, Baltimore, AFC	0	32	51	147
2022	Jason Myers, Seattle, NFC	0	34	41	143
	Justin Tucker, Bal. Ravens, AFC	0	37	31	142
2021	Daniel Carlson, Las Vegas, AFC	0	40	30	150
	Nick Folk, New England, AFC	0	36	42	150
	Matt Gay, L.A. Rams, NFC	0	32	48	144
2020	Daniel Carlson, Las Vegas, AFC	0	33	45	144
	Jason Sanders, Miami, AFC	0	36	36	144
	Younghoe Koo, Atlanta, NFC	0	37	33	144
2019	Harrison Butker, Kansas City, AFC	0	34	45	147
	Wil Lutz, New Orleans, NFC	0	32	48	144
2018	Ka'imi Fairbairn, Hou. Texans, AFC	0	37	39	150
	Wil Lutz, New Orleans, NFC	0	28	52	136
2017	Greg Zuerlein, L.A. Rams, NFC	0	38	44	158
	Stephen Gostkowski, New England, AFC	0	37	45	156
	Matt Bryant, Atlanta, NFC	0	34	56	158
2016	Justin Tucker, Bal. Ravens, AFC	0	38	27	141
	Stephen Gostkowski, New England, AFC	0	33	52	151
2015	Graham Gano, Carolina, NFC	0	30	56	146
	Stephen Gostkowski, New England, AFC	0	35	51	156
2014	*Cody Parkey, Philadelphia, NFC	0	32	54	150
	Stephen Gostkowski, New England, AFC	0	38	44	158
2013	Steven Hauschka, Seattle, NFC	0	33	44	143
	Stephen Gostkowski, New England, AFC	0	29	66	153
2012	Lawrence Tynes, N.Y. Giants, NFC	0	33	46	145
	David Akers, San Francisco, NFC	0	44	34	166
2011	Stephen Gostkowski, New England, AFC	0	28	59	143
	David Akers, Philadelphia, NFC	0	32	47	143
2010	Sebastian Janikowski, Oak. Raiders, AFC	0	33	43	142
	Nate Kaeding, S.D. Chargers, AFC	0	32	50	146
2009	David Akers, Philadelphia, NFC	0	32	43	139
	Stephen Gostkowski, New England, AFC	0	36	40	148
2008	David Akers, Philadelphia, NFC	0	33	45	144
	*Mason Crosby, Green Bay, NFC	0	31	48	141
2007	Randy Moss, New England, AFC	23	0	0	138
	LaDainian Tomlinson, AFC	31	0	0	186
2006	Robbie Gould, Chi. Bears, NFC	0	32	47	143
	Shaun Alexander, Seattle, NFC	28	0	0	168
2005	Shayne Graham, Cincinnati, AFC	0	28	47	131
	Adam Vinatieri, New England, AFC	0	31	48	141
2004	David Akers, Philadelphia, NFC	0	27	41	122
	Jeff Wilkins, St.L. Rams, NFC	0	39	46	163
2003	Priest Holmes, Kansas City, AFC	27	0	0	162
	Priest Holmes, Kansas City, AFC	24	0	0	144
2002	Jay Feely, Atlanta, NFC	0	32	42	138
	Marshall Faulk, St.L. Rams, NFC	21	0	0	#128
2001	Mike Vanderjagt, Indianapolis, AFC	0	28	41	125
	Marshall Faulk, St.L. Rams, NFC	26	0	0	##160
2000	Matt Stover, Bal. Ravens, AFC	0	35	30	135
	Mike Vanderjagt, Indianapolis, AFC	0	34	43	145
1999	Jeff Wilkins, St.L. Rams, NFC	0	20	64	124
	Gary Anderson, Minnesota, NFC	0	35	59	164
1998	Steve Christie, Buffalo, AFC	0	33	41	140
	Mike Hollis, Jacksonville, AFC	0	31	41	134
1997	Richie Cunningham, Dal. Cowboys, NFC	0	34	24	126
	John Kasay, Carolina, NFC	0	37	34	145
1996	Cary Blanchard, Indianapolis, AFC	0	36	27	135
	Emmitt Smith, Dal. Cowboys, NFC	25	0	0	150
1995	Norm Johnson, Pittsburgh, AFC	0	34	39	141
	John Carney, S.D. Chargers, AFC	0	34	33	135
1994	Fuad Reveiz, Minnesota, NFC	0	34	30	132
	Jeff Jaeger, L.A. Raiders, AFC	0	35	27	132
1993	Jason Hanson, Detroit, NFC	0	34	28	130
	Pete Stoyanovich, Miami, AFC	0	30	34	124
1992	Morten Andersen, New Orleans, NFC	0	29	33	120
	Chip Lohmiller, Washington, NFC	0	30	30	120
1991	Chip Lohmiller, Washington, NFC	0	31	56	149
	Pete Stoyanovich, Miami, AFC	0	31	28	121
1990	Nick Lowery, Kansas City, AFC	0	34	37	139
	Chip Lohmiller, Washington, NFC	0	30	41	131
1989	Mike Cofer, San Francisco, NFC	0	29	49	136
	*David Treadwell, Denver, AFC	0	27	39	120
1988	Scott Norwood, Buffalo, AFC	0	32	33	129
	Mike Cofer, San Francisco, NFC	0	27	40	121
1987	Jerry Rice, San Francisco, NFC	23	0	0	138
	Jim Breech, Cincinnati, AFC	0	24	25	97

## YEARLY STATISTICAL LEADERS

Year	Player, Team	TD	FG	PAT	TP
1986	Tony Franklin, New England, AFC.....	0	32	44	140
	Kevin Butler, Chi. Bears, NFC.....	0	28	36	120
1985	*Kevin Butler, Chi. Bears, NFC.....	0	31	51	144
	Gary Anderson, Pittsburgh, AFC.....	0	33	40	139
1984	Ray Werschling, San Francisco, NFC.....	0	25	56	131
	Gary Anderson, Pittsburgh, AFC.....	0	24	45	117
1983	Mark Moseley, Washington, NFC.....	0	33	62	161
	Gary Anderson, Pittsburgh, AFC.....	0	27	38	119
1982	*Marcus Allen, L.A. Raiders, AFC.....	14	0	0	84
	Wendell Tyler, L.A. Rams, NFC.....	13	0	0	78
1981	Ed Murray, Detroit, NFC.....	0	25	46	121
	Rafael Septien, Dal. Cowboys, NFC.....	0	27	40	121
	Jim Breech, Cincinnati, AFC.....	0	22	49	115
	Nick Lowery, Kansas City, AFC.....	0	26	37	115
1980	John Smith, New England, AFC.....	0	26	51	129
	*Ed Murray, Detroit, NFC.....	0	27	35	116
1979	John Smith, New England, AFC.....	0	23	46	115
	Mark Moseley, Washington, NFC.....	0	25	39	114
1978	*Frank Corral, L.A. Rams, NFC.....	0	29	31	118
	Pat Leahy, N.Y. Jets, AFC.....	0	22	41	107
1977	Errol Mann, Oak. Raiders, AFC.....	0	20	39	99
	Walter Payton, Chi. Bears, NFC.....	16	0	0	96
1976	Toni Linhart, Bal. Colts, AFC.....	0	20	49	109
	Mark Moseley, Washington, NFC.....	0	22	31	97
1975	O.J. Simpson, Buffalo, AFC.....	23	0	0	138
	Chuck Foreman, Minnesota, NFC.....	22	0	0	132
1974	Chester Marcol, Green Bay, NFC.....	0	25	19	94
	Roy Gerela, Pittsburgh, AFC.....	0	20	33	93
1973	David Ray, L.A. Rams, NFC.....	0	30	40	130
	Roy Gerela, Pittsburgh, AFC.....	0	29	36	123
1972	*Chester Marcol, Green Bay, NFC.....	0	33	29	128
	Bobby Howfield, N.Y. Jets, AFC.....	0	27	40	121
1971	Garo Yepremian, Miami, AFC.....	0	28	33	117
	Curt Knight, Washington, NFC.....	0	29	27	114
1970	Fred Cox, Minnesota, NFC.....	0	30	35	125
	Jan Stenerud, Kansas City, AFC.....	0	30	26	116
1969	Jim Turner, N.Y. Jets, AFL.....	0	32	33	129
	Fred Cox, Minnesota, NFL.....	0	26	43	121
1968	Jim Turner, N.Y. Jets, AFL.....	0	34	43	145
	Leroy Kelly, Cle. Browns, NFL.....	20	0	0	120
1967	Jim Bakken, St.L. Cardinals, NFL.....	0	27	36	117
	George Blanda, Oak. Raiders, AFL.....	0	20	56	116
1966	Gino Cappelletti, Boston, AFL.....	6	16	35	119
	Bruce Gossett, L.A. Rams, NFL.....	0	28	29	113
1965	*Gale Sayers, Chi. Bears, NFL.....	22	0	0	132
	Gino Cappelletti, Boston, AFL.....	9	17	27	132
1964	Gino Cappelletti, Boston, AFL.....	7	25	36	#155
	Lenny Moore, Bal. Colts, NFL.....	20	0	0	120
1963	Gino Cappelletti, Boston, AFL.....	2	22	35	113
	Don Chandler, N.Y. Giants, NFL.....	0	18	52	106
1962	Gene Mingo, Denver, AFL.....	4	27	32	137
	Jim Taylor, Green Bay, NFL.....	19	0	0	114
1961	Gino Cappelletti, Boston, AFL.....	8	17	48	147
	Paul Hornung, Green Bay, NFL.....	10	15	41	146
1960	Paul Hornung, Green Bay, NFL.....	15	15	41	176
	*Gene Mingo, Denver, AFL.....	6	18	33	123
1959	Paul Hornung, Green Bay.....	7	7	31	94
1958	Jim Brown, Cle. Browns.....	18	0	0	108
1957	Sam Baker, Washington.....	1	14	29	77
	Lou Groza, Cle. Browns.....	0	15	32	77
1956	Bobby Layne, Detroit.....	5	12	33	99
1955	Doak Walker, Detroit.....	7	9	27	96
1954	Bobby Walston, Philadelphia.....	11	4	36	114
1953	Gordy Soltau, San Francisco.....	6	10	48	114
1952	Gordy Soltau, San Francisco.....	7	6	34	94
1951	Eloy (Crazylegs) Hirsch, L.A. Rams.....	17	0	0	102
1950	*Doak Walker, Detroit.....	11	8	38	128
1949	Pat Harder, Chi. Cardinals.....	8	3	45	102
	Gene Roberts, N.Y. Giants.....	17	0	0	102
1948	Pat Harder, Chi. Cardinals.....	6	7	53	110
1947	Pat Harder, Chi. Cardinals.....	7	7	39	102
1946	Ted Fritsch, Green Bay.....	10	9	13	100
1945	Steve Van Buren, Philadelphia.....	18	0	2	110
1944	Don Hutson, Green Bay.....	9	0	31	85
1943	Don Hutson, Green Bay.....	12	3	36	117
1942	Don Hutson, Green Bay.....	17	1	33	138
1941	Don Hutson, Green Bay.....	12	1	20	95
1940	Don Hutson, Green Bay.....	7	0	15	57

## YEARLY STATISTICAL LEADERS

Year	Player, Team	TD	FG	PAT	TP
1939	Andy Farkas, Washington.....	11	0	2	68
1938	Clarke Hinkle, Green Bay.....	7	3	7	58
1937	Jack Manders, Chi. Bears.....	5	8	15	69
1936	Earl (Dutch) Clark, Detroit.....	7	4	19	73
1935	Earl (Dutch) Clark, Detroit.....	6	1	16	55
1934	Jack Manders, Chi. Bears.....	3	10	31	79
1933	Ken Strong, N.Y. Giants.....	6	5	13	64
	Glenn Presnell, Portsmouth.....	6	6	10	64
1932	Earl (Dutch) Clark, Portsmouth.....	6	3	10	55

\*First season of professional football.

#Cappelletti's total and Faulk's total in 2001 include a two-point conversion

##Faulk's total in 2000 includes 2 two-point conversions.

### ANNUAL TOUCHDOWN LEADERS

Year	Player, Team	TD	Rush	Pass	Ret.
2023	Christian McCaffrey, San Francisco, NFC.....	21	14	7	0
	Raheem Mostert, Miami, AFC.....	21	18	3	0
2022	Austin Ekeler, L.A. Chargers, AFC.....	18	13	5	0
	Jamaal Williams, Detroit, NFC.....	17	17	0	0
2021	Austin Ekeler, L.A. Chargers, AFC.....	20	12	8	0
	Jonathan Taylor, Indianapolis, AFC.....	20	18	2	0
	James Conner, Arizona, NFC.....	18	15	3	0
2020	Alvin Kamara, New Orleans, NFC.....	21	16	5	0
	Derrick Henry, Tennessee.....	17	17	0	0
	Tyreek Hill, Kansas City, AFC.....	17	2	15	0
2019	Aaron Jones, Green Bay, NFC.....	19	16	3	0
	Christian McCaffrey, Carolina, NFC.....	19	15	4	0
	Derrick Henry, Tennessee, AFC.....	18	16	2	0
2018	Todd Gurley, L.A. Rams, NFC.....	21	17	4	0
	Antonio Brown, Pittsburgh, AFC.....	15	0	15	0
2017	Todd Gurley, L.A. Rams, AFC.....	19	13	6	0
	DeAndre Hopkins, Hou. Texans, AFC.....	13	0	13	0
2016	David Johnson, Arizona, NFC.....	20	16	4	0
	LeGarrette Blount, New England, AFC.....	18	18	0	0
2015	Brandon Marshall, N.Y. Jets, AFC.....	14	0	14	0
	Allen Robinson, Jacksonville, AFC.....	14	0	14	0
	Doug Baldwin, Seattle, NFC.....	14	0	14	0
	Devonta Freeman, Atlanta, NFC.....	14	11	3	0
2014	Marshawn Lynch, Seattle, NFC.....	17	13	4	0
	Antonio Brown, Pittsburgh, AFC.....	14	0	13	1
	Jamaal Charles, Kansas City, AFC.....	14	9	5	0
2013	Jamaal Charles, Kansas City, AFC.....	19	12	7	0
	Jimmy Graham, New Orleans, NFC.....	16	0	16	0
2012	Arian Foster, Hou. Texans, AFC.....	17	15	2	0
	James Jones, Green Bay, NFC.....	14	0	14	0
2011	LeSean McCoy, Philadelphia, NFC.....	20	17	3	0
	Rob Gronkowski, New England, AFC.....	18	1	17	0
2010	Arian Foster, Hou. Texans, AFC.....	18	16	2	0
	Adrian Peterson, Minnesota, NFC.....	13	12	1	0
2009	Adrian Peterson, Minnesota, NFC.....	18	18	0	0
	Chris Johnson, Tennessee, AFC.....	16	14	2	0
	Maurice Jones-Drew, Jacksonville, AFC.....	16	15	1	0
2008	DeAngelo Williams, Carolina, NFC.....	20	18	2	0
	Thomas Jones, N.Y. Jets, AFC.....	15	13	2	0
	LenDale White, Tennessee, AFC.....	15	15	0	0
2007	Randy Moss, New England, AFC.....	23	0	23	0
	Terrell Owens, Dal. Cowboys, NFC.....	15	0	15	0
2006	LaDainian Tomlinson, S.D. Chargers, AFC.....	31	28	3	0
	Marion Barber, Dal. Cowboys, NFC.....	16	14	2	0
	Steven Jackson, St.L. Rams, NFC.....	16	13	3	0
2005	Shaun Alexander, Seattle, NFC.....	28	27	1	0
	Larry Johnson, Kansas City, AFC.....	21	20	1	0
2004	Shaun Alexander, Seattle, NFC.....	20	16	4	0
	LaDainian Tomlinson, S.D. Chargers, AFC.....	18	17	1	0
2003	Priest Holmes, Kansas City, AFC.....	27	27	0	0
	Ahman Green, Green Bay, NFC.....	20	15	5	0
2002	Priest Holmes, Kansas City, AFC.....	24	21	3	0
	Shaun Alexander, Seattle, NFC.....	18	16	2	0
2001	Marshall Faulk, St.L. Rams, NFC.....	21	12	9	0
	Shaun Alexander, Seattle, AFC.....	16	14	2	0
2000	Marshall Faulk, St.L. Rams, NFC.....	26	18	8	0
	Edgerrin James, Indianapolis, AFC.....	18	13	5	0
1999	Stephen Davis, Washington, NFC.....	17	17	0	0
	*Edgerrin James, Indianapolis, AFC.....	17	13	4	0
1998	Terrell Davis, Denver, AFC.....	23	21	2	0
	*Randy Moss, Minnesota, NFC.....	17	0	17	0
1997	Karim Abdul-Jabbar, Miami, AFC.....	16	15	1	0

## YEARLY STATISTICAL LEADERS

Year	Player, Team	TD	Rush	Pass	Ret.
	Barry Sanders, Detroit, NFC	14	11	3	0
1996	Terry Allen, Washington, NFC	21	21	0	0
	Curtis Martin, New England, AFC	17	14	3	0
1995	Emmitt Smith, Dal. Cowboys, NFC	25	25	0	0
	Carl Pickens, Cincinnati, AFC	17	0	17	0
1994	Emmitt Smith, Dal. Cowboys, NFC	22	21	1	0
	*Marshall Faulk, Indianapolis, AFC	12	11	1	0
	Natrone Means, S.D. Chargers, AFC	12	12	0	0
1993	Jerry Rice, San Francisco, NFC	16	1	15	0
	Marcus Allen, Kansas City, AFC	15	12	3	0
1992	Emmitt Smith, Dal. Cowboys, NFC	19	18	1	0
	Thurman Thomas, Buffalo, AFC	12	9	3	0
1991	Barry Sanders, Detroit, NFC	17	16	1	0
	Mark Clayton, Miami, AFC	12	0	12	0
	Thurman Thomas, Buffalo, AFC	12	7	5	0
1990	Barry Sanders, Detroit, NFC	16	13	3	0
	Derrick Fenner, Seattle, AFC	15	14	1	0
1989	Dalton Hilliard, New Orleans, NFC	18	13	5	0
	Christian Okoye, Kansas City, AFC	12	12	0	0
	Thurman Thomas, Buffalo, AFC	12	6	6	0
1988	Greg Bell, L.A. Rams, NFC	18	16	2	0
	Eric Dickerson, Indianapolis, AFC	15	14	1	0
	*Ickey Woods, Cincinnati, AFC	15	15	0	0
1987	Jerry Rice, San Francisco, NFC	23	1	22	0
	Johnny Hector, N.Y. Jets, AFC	11	11	0	0
1986	George Rogers, Washington, NFC	18	18	0	0
	Sammy Winder, Denver, AFC	14	9	5	0
1985	Joe Morris, N.Y. Giants, NFC	21	21	0	0
	Louis Lipps, Pittsburgh, AFC	15	1	12	2
1984	Marcus Allen, L.A. Raiders, AFC	18	13	5	0
	Mark Clayton, Miami, AFC	18	0	18	0
	Eric Dickerson, L.A. Rams, NFC	14	14	0	0
	John Riggins, Washington, NFC	14	14	0	0
1983	John Riggins, Washington, NFC	24	24	0	0
	Pete Johnson, Cincinnati, AFC	14	14	0	0
	*Curt Warner, Seattle, AFC	14	13	1	0
1982	*Marcus Allen, L.A. Raiders, AFC	14	11	3	0
	Wendell Tyler, L.A. Rams, NFC	13	9	4	0
1981	Chuck Muncie, S.D. Chargers, AFC	19	19	0	0
	Wendell Tyler, L.A. Rams, NFC	17	12	5	0
1980	*Billy Sims, Detroit, NFC	16	13	3	0
	Earl Campbell, Hou. Oilers, AFC	13	13	0	0
	*Curtis Dickey, Bal. Colts, AFC	13	11	2	0
	John Jefferson, S.D. Chargers, AFC	13	0	13	0
1979	Earl Campbell, Hou. Oilers, AFC	19	19	0	0
	Walter Payton, Chi. Bears, NFC	16	14	2	0
1978	David Sims, Seattle, AFC	15	14	1	0
	Terdell Middleton, Green Bay, NFC	12	11	1	0
1977	Walter Payton, Chi. Bears, NFC	16	14	2	0
	Nat Moore, Miami, AFC	13	1	12	0
1976	Chuck Foreman, Minnesota, NFC	14	13	1	0
	Franco Harris, Pittsburgh, AFC	14	14	0	0
1975	O.J. Simpson, Buffalo, AFC	23	16	7	0
	Chuck Foreman, Minnesota, NFC	22	13	9	0
1974	Chuck Foreman, Minnesota, NFC	15	9	6	0
	Cliff Branch, Oak. Raiders, AFC	13	0	13	0
1973	Larry Brown, Washington, NFC	14	8	6	0
	Floyd Little, Denver, AFC	13	12	1	0
1972	Emerson Boozer, N.Y. Jets, AFC	14	11	3	0
	Ron Johnson, N.Y. Giants, NFC	14	9	5	0
1971	Duane Thomas, Dal. Cowboys, NFC	13	11	2	0
	Leroy Kelly, Cle. Browns, AFC	12	10	2	0
1970	Dick Gordon, Chi. Bears, NFC	13	0	13	0
	MacArthur Lane, St.L. Cardinals, NFC	13	11	2	0
	Gary Garrison, S.D. Chargers, AFC	12	0	12	0
1969	Warren Wells, Oak. Raiders, AFL	14	0	14	0
	Tom Matte, Bal. Colts, NFL	13	11	2	0
	Lance Rentzel, Dal. Cowboys, NFL	13	0	12	1
1968	Leroy Kelly, Cle. Browns, NFL	20	16	4	0
	Warren Wells, Oak. Raiders, AFL	12	1	11	0
1967	Homer Jones, N.Y. Giants, NFL	14	1	13	0
	Emerson Boozer, N.Y. Jets, AFL	13	10	3	0
1966	Leroy Kelly, Cle. Browns, NFL	16	15	1	0
	Dan Reeves, Dal. Cowboys, NFL	16	8	8	0
	Lance Alworth, S.D. Chargers, AFL	13	0	13	0
1965	*Gale Sayers, Chi. Bears, NFL	22	14	6	2
	Lance Alworth, S.D. Chargers, AFL	14	0	14	0
	Don Maynard, N.Y. Jets, AFL	14	0	14	0

## YEARLY STATISTICAL LEADERS

Year	Player, Team	TD	Rush	Pass	Ret.
1964	Lenny Moore, Bal. Colts, NFL	20	16	3	1
	Lance Alworth, S.D. Chargers, AFL	15	2	13	0
1963	Art Powell, Oak. Raiders, AFL	16	0	16	0
	Jim Brown, Cle. Browns, NFL	15	12	3	0
1962	Abner Haynes, Dal. Texans, AFL	19	13	6	0
	Jim Taylor, Green Bay, NFL	19	19	0	0
1961	Bill Groman, Hou. Oilers, AFL	18	1	17	0
	Jim Taylor, Green Bay, NFL	16	15	1	0
1960	Paul Hornung, Green Bay, NFL	15	13	2	0
	Sonny Randle, St.L. Cardinals, NFL	15	0	15	0
	Art Powell, N.Y. Titans, AFL	14	0	14	0
1959	Raymond Berry, Bal. Colts	14	0	14	0
	Jim Brown, Cle. Browns	14	14	0	0
1958	Jim Brown, Cle. Browns	18	17	1	0
1957	Lenny Moore, Bal. Colts	11	3	7	1
1956	Rick Casares, Chi. Bears	14	12	2	0
1955	*Alan Ameche, Bal. Colts	9	9	0	0
	Harlon Hill, Chi. Bears	9	0	9	0
1954	*Harlon Hill, Chi. Bears	12	0	12	0
1953	Joseph Perry, San Francisco	13	10	3	0
1952	Cloyce Box, Detroit	15	0	15	0
1951	Elroy (Crazylegs) Hirsch, L.A. Rams	17	0	17	0
1950	Bob Shaw, Chi. Cardinals	12	0	12	0
1949	Gene Roberts, N.Y. Giants	17	9	8	0
1948	Mal Kutner, Chi. Cardinals	15	1	14	0
1947	Steve Van Buren, Philadelphia	14	13	0	1
1946	Ted Fritsch, Green Bay	10	9	1	0
1945	Steve Van Buren, Philadelphia	18	15	2	1
1944	Don Hutson, Green Bay	9	0	9	0
	Bill Paschal, N.Y. Giants	9	9	0	0
1943	Don Hutson, Green Bay	12	0	11	1
	*Bill Paschal, N.Y. Giants	12	10	2	0
1942	Don Hutson, Green Bay	17	0	17	0
1941	Don Hutson, Green Bay	12	2	10	0
	George McAfee, Chi. Bears	12	6	3	3
1940	John Drake, Cle. Rams	9	9	0	0
	Richard Todd, Washington	9	4	4	1
1939	Andrew Farkas, Washington	11	5	5	1
1938	Don Hutson, Green Bay	9	0	9	0
1937	Cliff Battles, Washington	7	5	1	1
	Clarke Hinkle, Green Bay	7	5	2	0
	Don Hutson, Green Bay	7	0	7	0
1936	Don Hutson, Green Bay	9	0	8	1
1935	*Don Hutson, Green Bay	7	0	6	1
1934	*Beattie Feathers, Chi. Bears	9	8	1	0
1933	*Charlie (Buckets) Goldenberg, Green Bay	7	4	1	2
	John (Shipwreck) Kelly, Brooklyn	7	2	3	2
	*Elvin (Kink) Richards, N.Y. Giants	7	4	3	0
1932	Earl (Dutch) Clark, Portsmouth	6	3	3	0
	Red Grange, Chi. Bears	6	3	3	0

\*First season of professional football.

### ANNUAL LEADERS—MOST FIELD GOALS MADE

Year	Player, Team	Att.	Made	Pct.
2023	Brandon Aubrey, Dal. Cowboys, NFC	38	36	94.7
	Greg Zuerlein, N.Y. Jets, AFC	38	35	92.1
2022	Justin Tucker, Bal. Ravens, AFC	43	37	86.0
	Jason Myers, Seattle, NFC	37	34	91.9
2021	Daniel Carlson, Las Vegas, AFC	43	40	93.0
	Greg Joseph, Minnesota, NFC	38	33	86.8
2020	Younghoe Koo, Atlanta, NFC	39	37	94.9
	Jason Sanders, Miami, AFC	39	36	92.3
2019	Harrison Butker, Kansas City, AFC	38	34	89.5
	Wil Lutz, New Orleans, NFC	36	32	88.9
2018	Ka'imi Fairbairn, Hou. Texans, AFC	42	37	88.1
	Robbie Gould, San Francisco, NFC	34	33	97.1
2017	Robbie Gould, San Francisco, NFC	41	39	95.1
	*Harrison Butker, Kansas City, AFC	42	38	90.5
2016	Justin Tucker, Bal. Ravens, AFC	39	38	97.4
	Caleb Sturgis, Philadelphia, NFC	41	35	85.4
2015	Blair Walsh, Minnesota, NFC	39	34	87.2
	Stephen Gostkowski, New England, AFC	36	33	91.7
	Justin Tucker, Bal. Ravens, AFC	40	33	82.5
2014	Stephen Gostkowski, New England, AFC	37	35	94.6
	*Cody Parkey, Philadelphia, NFC	36	32	88.9
2013	Stephen Gostkowski, New England, AFC	41	38	92.7
	Justin Tucker, Bal. Ravens, AFC	41	38	92.7
	Steven Hauschka, Seattle, NFC	35	33	94.3

## YEARLY STATISTICAL LEADERS

Year	Player, Team	Att.	Made	Pct.
	Mason Crosby, Green Bay, NFC.....	37	33	89.2
2012	*Blair Walsh, Minnesota, NFC.....	38	35	92.1
	Sebastian Janikowski, Oak. Raiders, AFC.....	34	31	91.2
	Shayne Graham, Hou. Texans, AFC.....	38	31	81.6
2011	David Akers, San Francisco, NFC.....	52	44	84.6
	Mike Nugent, Cincinnati, AFC.....	38	33	86.8
2010	Josh Brown, St.L. Rams, NFC.....	39	33	84.6
	Sebastian Janikowski, Oak. Raiders, AFC.....	41	33	80.5
2009	Nate Kaeding, S.D. Chargers, AFC.....	35	32	91.4
	David Akers, Philadelphia, NFC.....	37	32	86.5
2008	Stephen Gostkowski, New England, AFC.....	40	36	90.0
	John Carney, N.Y. Giants, NFC.....	38	35	92.1
2007	Rob Bironas, Tennessee, AFC.....	39	35	89.7
	*Mason Crosby, Green Bay, NFC.....	39	31	79.5
	Robbie Gould, Chi. Bears, NFC.....	36	31	86.1
2006	Robbie Gould, Chi. Bears, NFC.....	36	32	88.9
	Jeff Wilkins, St.L. Rams, NFC.....	37	32	86.5
	Matt Stover, Bal. Ravens, AFC.....	30	28	93.3
2005	Neil Rackers, Arizona, NFC.....	42	40	95.2
	Matt Stover, Bal. Ravens, AFC.....	34	30	88.2
2004	Adam Vinatieri, New England, AFC.....	33	31	93.9
	David Akers, Philadelphia, NFC.....	32	27	84.4
2003	Jeff Wilkins, St.L. Rams, NFC.....	42	39	92.9
	Mike Vanderjagt, Indianapolis, AFC.....	37	37	100.0
2002	Jay Feely, Atlanta, NFC.....	40	32	80.0
	Martin Gramatica, Tampa Bay, NFC.....	39	32	82.1
	Adam Vinatieri, New England, AFC.....	30	27	90.0
2001	Jason Elam, Denver, AFC.....	36	31	86.1
	*Jay Feely, Atlanta, NFC.....	37	29	78.4
2000	Matt Stover, Bal. Ravens, AFC.....	39	35	89.7
	Ryan Longwell, Green Bay, NFC.....	38	33	86.8
1999	Olindo Mare, Miami, AFC.....	46	39	84.8
	*Martin Gramatica, Tampa Bay, NFC.....	32	27	84.4
1998	Al Del Greco, Tennessee, AFC.....	39	36	92.3
	Gary Anderson, Minnesota, NFC.....	35	35	100.0
1997	Richie Cunningham, Dal. Cowboys, NFC.....	37	34	91.9
	Cary Blanchard, Indianapolis, AFC.....	41	32	78.1
1996	John Kasay, Carolina, NFC.....	45	37	82.2
	Cary Blanchard, Indianapolis, AFC.....	40	36	90.0
1995	Norm Johnson, Pittsburgh, AFC.....	41	34	82.9
	Morten Andersen, Atlanta, NFC.....	37	31	83.8
1994	John Carney, S.D. Chargers, AFC.....	38	34	89.5
	Fuad Reveiz, Minnesota, NFC.....	39	34	87.2
1993	Jeff Jaeger, L.A. Raiders, AFC.....	44	35	79.5
	Jason Hanson, Detroit, NFC.....	43	34	79.1
1992	Pete Stoyanovich, Miami, AFC.....	37	30	81.1
	Chip Lohmiller, Washington, NFC.....	40	30	75.0
1991	Pete Stoyanovich, Miami, AFC.....	37	31	83.8
	Chip Lohmiller, Washington, NFC.....	43	31	72.1
1990	Nick Lowery, Kansas City, AFC.....	37	34	91.9
	Chip Lohmiller, Washington, NFC.....	40	30	75.0
1989	Rich Karlis, Minnesota, NFC.....	39	31	79.5
	*David Treadwell, Denver, AFC.....	33	27	81.8
1988	Scott Norwood, Buffalo, AFC.....	37	32	86.5
	Mike Cofer, San Francisco, NFC.....	38	27	71.1
1987	Morten Andersen, New Orleans, NFC.....	36	28	77.8
	Dean Biasucci, Indianapolis, AFC.....	27	24	88.9
	Jim Breech, Cincinnati, AFC.....	30	24	80.0
1986	Tony Franklin, New England, AFC.....	41	32	78.0
	Kevin Butler, Chi. Bears, NFC.....	41	28	68.3
1985	Gary Anderson, Pittsburgh, AFC.....	42	33	78.6
	Morten Andersen, New Orleans, NFC.....	35	31	88.6
	*Kevin Butler, Chi. Bears, NFC.....	37	31	83.8
1984	*Paul McFadden, Philadelphia, NFC.....	37	30	81.1
	Gary Anderson, Pittsburgh, AFC.....	32	24	75.0
	Matt Bahr, Cle. Browns, AFC.....	32	24	75.0
1983	*Ali-Haji-Sheikh, N.Y. Giants, NFC.....	42	35	83.3
	*Raul Allegre, Bal. Colts, AFC.....	35	30	85.7
1982	Mark Moseley, Washington, NFC.....	21	20	95.2
	Nick Lowery, Kansas City, AFC.....	24	19	79.2
1981	Rafael Septien, Dal. Cowboys, NFC.....	35	27	77.1
	Nick Lowery, Kansas City, AFC.....	36	26	72.2
1980	*Ed Murray, Detroit, NFC.....	42	27	64.3
	John Smith, New England, AFC.....	34	26	76.5
	Fred Steinfort, Denver, AFC.....	34	26	76.5
1979	Mark Moseley, Washington, NFC.....	33	25	75.8
	John Smith, New England, AFC.....	33	23	69.7



## YEARLY STATISTICAL LEADERS

Year	Player, Team	Att.	Made	Pct.
1978	*Frank Corral, L.A. Rams, NFC	43	29	67.4
	Pat Leahy, N.Y. Jets, AFC	30	22	73.3
1977	Mark Moseley, Washington, NFC	37	21	56.8
	Errol Mann, Oak. Raiders, AFC	28	20	71.4
1976	Mark Moseley, Washington, NFC	34	22	64.7
	Jan Stenerud, Kansas City, AFC	38	21	55.3
1975	Jan Stenerud, Kansas City, AFC	32	22	68.8
	Toni Fritsch, Dal. Cowboys, NFC	35	22	62.9
1974	Chester Marcol, Green Bay, NFC	39	25	64.1
	Roy Gerela, Pittsburgh, AFC	29	20	69.0
1973	David Ray, L.A. Rams, NFC	47	30	63.8
	Roy Gerela, Pittsburgh, AFC	43	29	67.4
1972	*Chester Marcol, Green Bay, NFC	48	33	68.8
	Roy Gerela, Pittsburgh, AFC	41	28	68.3
1971	Curt Knight, Washington, NFC	49	29	59.2
	Garo Yepremian, Miami, AFC	40	28	70.0
1970	Jan Stenerud, Kansas City, AFC	42	30	71.4
	Fred Cox, Minnesota, NFC	46	30	65.2
1969	Jim Turner, N.Y. Jets, AFL	47	32	68.1
	Fred Cox, Minnesota, NFL	37	26	70.3
1968	Jim Turner, N.Y. Jets, AFL	46	34	73.9
	Mac Percival, Chi. Bears, NFL	36	25	69.4
1967	Jim Bakken, St.L. Cardinals, NFL	39	27	69.2
	Jan Stenerud, Kansas City, AFL	36	21	58.3
1966	Bruce Gossett, L.A. Rams, NFL	49	28	57.1
	Mike Mercer, Oak. Raiders-Kansas City, AFL	30	21	70.0
1965	Pete Gogolak, Buffalo, AFL	46	28	60.9
	Fred Cox, Minnesota, NFL	35	23	65.7
1964	Jim Bakken, St.L. Cardinals, NFL	38	25	65.8
	Gino Cappelletti, Boston, AFL	39	25	64.1
1963	Jim Martin, Bal. Colts, NFL	39	24	61.5
	Gino Cappelletti, Boston, AFL	38	22	57.9
1962	Gene Mingo, Denver, AFL	39	27	69.2
	Lou Michaels, Pittsburgh, NFL	42	26	61.9
1961	Steve Myhra, Bal. Colts, NFL	39	21	53.8
	Gino Cappelletti, Boston, AFL	32	17	53.1
1960	Tommy Davis, San Francisco, NFL	32	19	59.4
	*Gene Mingo, Denver, AFL	28	18	64.3
1959	Pat Summerall, N.Y. Giants	29	20	69.0
1958	Paige Cothren, L.A. Rams	25	14	56.0
	*Tom Miner, Pittsburgh	28	14	50.0
1957	Lou Groza, Cle. Browns	22	15	68.2
1956	Sam Baker, Washington	25	17	68.0
1955	Fred Cone, Green Bay	24	16	66.7
1954	Lou Groza, Cle. Browns	24	16	66.7
1953	Lou Groza, Cle. Browns	26	23	88.5
1952	Lou Groza, Cle. Browns	33	19	57.6
1951	Bob Waterfield, L.A. Rams	23	13	56.5
1950	Lou Groza, Cle. Browns	19	13	68.4
1949	Cliff Patton, Philadelphia	18	9	50.0
	Bob Waterfield, L.A. Rams	16	9	56.3
1948	Cliff Patton, Philadelphia	12	8	66.7
1947	Ward Cuff, Green Bay	16	7	43.8
	Pat Harder, Chi. Cardinals	10	7	70.0
	Bob Waterfield, L.A. Rams	16	7	43.8
1946	Ted Fritsch, Green Bay	17	9	52.9
1945	Joe Aguirre, Washington	13	7	53.8
1944	Ken Strong, N.Y. Giants	12	6	50.0
1943	Ward Cuff, N.Y. Giants	9	3	33.3
	Don Hutson, Green Bay	5	3	60.0
1942	Bill Daddio, Chi. Cardinals	10	5	50.0
1941	Clarke Hinkle, Green Bay	14	6	42.9
1940	Clarke Hinkle, Green Bay	14	9	64.3
1939	Ward Cuff, N.Y. Giants	16	7	43.8
1938	Ward Cuff, N.Y. Giants	9	5	55.6
	Ralph Kercheval, Brooklyn	13	5	38.5
1937	Jack Manders, Chi. Bears		8	
1936	Jack Manders, Chi. Bears		7	
	Armand Niccolai, Pittsburgh		7	
1935	Armand Niccolai, Pittsburgh		6	
	Bill Smith, Chi. Cardinals		6	
1934	Jack Manders, Chi. Bears		10	
1933	*Jack Manders, Chi. Bears		6	
	Glenn Presnell, Portsmouth		6	
1932	Earl (Dutch) Clark, Portsmouth		3	

\*First season of professional football.

# YEARLY STATISTICAL LEADERS

## ANNUAL RUSHING LEADERS

Year	Player, Team	Att.	Yards	Avg.	TD
2023	Christian McCaffrey, San Francisco, NFC.....	272	1,459	5.4	14
	Derrick Henry, Tennessee, AFC.....	280	1,167	4.2	12
2022	Josh Jacobs, Las Vegas, AFC.....	340	1,653	4.9	12
	Saquon Barkley, N.Y. Giants, NFC.....	295	1,312	4.4	10
2021	Jonathan Taylor, Indianapolis, AFC.....	332	1,811	5.5	18
	Dalvin Cook, Minnesota, NFC.....	249	1,159	4.7	6
2020	Derrick Henry, Tennessee, AFC.....	378	2,027	5.4	17
	Dalvin Cook, Minnesota, NFC.....	312	1,557	5.0	16
2019	Derrick Henry, Tennessee, AFC.....	303	1,540	5.1	16
	Christian McCaffrey, Carolina, NFC.....	287	1,387	4.8	15
2018	Ezekiel Elliott, Dal. Cowboys, NFC.....	304	1,434	4.7	6
	Joe Mixon, Cincinnati, AFC.....	237	1,168	4.9	8
2017	*Kareem Hunt, Kansas City, AFC.....	272	1,327	4.9	8
	Todd Gurley, L.A. Rams, NFC.....	279	1,305	4.7	13
2016	*Ezekiel Elliott, Dal. Cowboys, NFC.....	322	1,631	5.1	15
	DeMarco Murray, Tennessee, AFC.....	293	1,287	4.4	9
2015	Adrian Peterson, Minnesota, NFC.....	327	1,485	4.5	11
	Chris Ivory, N.Y. Jets, AFC.....	247	1,070	4.3	7
2014	DeMarco Murray, Dal. Cowboys, NFC.....	392	1,845	4.7	13
	Le'Veon Bell, Pittsburgh, AFC.....	290	1,361	4.7	8
2013	LeSean McCoy, Philadelphia, NFC.....	314	1,607	5.1	9
	Jamaal Charles, Kansas City, AFC.....	259	1,287	5.0	12
2012	Adrian Peterson, Minnesota, NFC.....	348	2,097	6.0	12
	Jamaal Charles, Kansas City, AFC.....	285	1,509	5.3	5
2011	Maurice Jones-Drew, Jacksonville, AFC.....	343	1,606	4.7	8
	Michael Turner, Atlanta, NFC.....	301	1,340	4.5	11
2010	Arian Foster, Hou. Texans, AFC.....	327	1,616	4.9	16
	Michael Turner, Atlanta, NFC.....	334	1,371	4.1	12
2009	Chris Johnson, Tennessee, AFC.....	358	2,006	5.6	14
	Steven Jackson, St.L. Rams, NFC.....	324	1,416	4.4	4
2008	Adrian Peterson, Minnesota, NFC.....	363	1,760	4.9	10
	Thomas Jones, N.Y. Jets, AFC.....	290	1,312	4.5	13
2007	LaDainian Tomlinson, S.D. Chargers, AFC.....	315	1,474	4.7	15
	*Adrian Peterson, Minnesota, NFC.....	238	1,341	5.6	12
2006	LaDainian Tomlinson, S.D. Chargers, AFC.....	348	1,815	5.2	28
	Frank Gore, San Francisco, NFC.....	312	1,695	5.4	8
2005	Shaun Alexander, Seattle, NFC.....	370	1,880	5.1	27
	Larry Johnson, Kansas City, AFC.....	336	1,750	5.2	20
2004	Curtis Martin, N.Y. Jets, AFC.....	371	1,697	4.6	12
	Shaun Alexander, Seattle, NFC.....	353	1,696	4.8	16
2003	Jamal Lewis, Bal. Ravens, AFC.....	387	2,066	5.3	14
	Ahman Green, Green Bay, NFC.....	355	1,883	5.3	15
2002	Ricky Williams, Miami, AFC.....	383	1,853	4.8	16
	Deuce McAllister, New Orleans, NFC.....	325	1,388	4.3	13
2001	Priest Holmes, Kansas City, AFC.....	327	1,555	4.8	8
	Stephen Davis, Washington, NFC.....	356	1,432	4.0	5
2000	Edgerrin James, Indianapolis, AFC.....	387	1,709	4.4	13
	Robert Smith, Minnesota, NFC.....	295	1,521	5.2	7
1999	*Edgerrin James, Indianapolis, AFC.....	369	1,553	4.2	13
	Stephen Davis, Washington, NFC.....	290	1,405	4.8	17
1998	Terrell Davis, Denver, AFC.....	392	2,008	5.1	21
	Jamal Anderson, Atlanta, NFC.....	410	1,846	4.5	14
1997	Barry Sanders, Detroit, NFC.....	335	2,053	6.1	11
	Terrell Davis, Denver, AFC.....	369	1,750	4.7	15
1996	Barry Sanders, Detroit, NFC.....	307	1,553	5.1	11
	Terrell Davis, Denver, AFC.....	345	1,538	4.5	13
1995	Emmitt Smith, Dal. Cowboys, NFC.....	377	1,773	4.7	25
	*Curtis Martin, New England, AFC.....	368	1,487	4.0	14
1994	Barry Sanders, Detroit, NFC.....	331	1,883	5.7	7
	Chris Warren, Seattle, AFC.....	333	1,545	4.6	9
1993	Emmitt Smith, Dal. Cowboys, NFC.....	283	1,486	5.3	9
	Thurman Thomas, Buffalo, AFC.....	355	1,315	3.7	6
1992	Emmitt Smith, Dal. Cowboys, NFC.....	373	1,713	4.6	18
	Barry Foster, Pittsburgh, AFC.....	390	1,690	4.3	11
1991	Emmitt Smith, Dal. Cowboys, NFC.....	365	1,563	4.3	12
	Thurman Thomas, Buffalo, AFC.....	288	1,407	4.9	7
1990	Barry Sanders, Detroit, NFC.....	255	1,304	5.1	13
	Thurman Thomas, Buffalo, AFC.....	271	1,297	4.8	11
1989	Christian Okoye, Kansas City, AFC.....	370	1,480	4.0	12
	*Barry Sanders, Detroit, NFC.....	280	1,470	5.3	14
1988	Eric Dickerson, Indianapolis, AFC.....	388	1,659	4.3	14
	Herschel Walker, Dal. Cowboys, NFC.....	361	1,514	4.2	5
1987	Charles White, L.A. Rams, NFC.....	324	1,374	4.2	11
	Eric Dickerson, Indianapolis, AFC.....	223	1,011	4.5	5
1986	Eric Dickerson, L.A. Rams, NFC.....	404	1,821	4.5	11
	Curt Warner, Seattle, AFC.....	319	1,481	4.6	13
1985	Marcus Allen, L.A. Raiders, AFC.....	380	1,759	4.6	11

## YEARLY STATISTICAL LEADERS

Year	Player, Team	Att.	Yards	Avg.	TD
	Gerald Riggs, Atlanta, NFC.....	397	1,719	4.3	10
1984	Eric Dickerson, L.A. Rams, NFC.....	379	2,105	5.6	14
	Earnest Jackson, S.D. Chargers, AFC.....	296	1,179	4.0	8
1983	*Eric Dickerson, L.A. Rams, NFC.....	390	1,808	4.6	18
	*Curt Warner, Seattle, AFC.....	335	1,449	4.3	13
1982	Freeman McNeil, N.Y. Jets, AFC.....	151	786	5.2	6
	Tony Dorsett, Dal. Cowboys, NFC.....	177	745	4.2	5
1981	*George Rogers, New Orleans, NFC.....	378	1,674	4.4	13
	Earl Campbell, Hou. Oilers, AFC.....	361	1,376	3.8	10
1980	Earl Campbell, Hou. Oilers, AFC.....	373	1,934	5.2	13
	Walter Payton, Chi. Bears, NFC.....	317	1,460	4.6	6
1979	Earl Campbell, Hou. Oilers, AFC.....	368	1,697	4.6	19
	Walter Payton, Chi. Bears, NFC.....	369	1,610	4.4	14
1978	*Earl Campbell, Hou. Oilers, AFC.....	302	1,450	4.8	13
	Walter Payton, Chi. Bears, NFC.....	333	1,395	4.2	11
1977	Walter Payton, Chi. Bears, NFC.....	339	1,852	5.5	14
	Mark van Eeghen, Oak. Raiders, AFC.....	324	1,273	3.9	7
1976	O.J. Simpson, Buffalo, AFC.....	290	1,503	5.2	8
	Walter Payton, Chi. Bears, NFC.....	311	1,390	4.5	13
1975	O.J. Simpson, Buffalo, AFC.....	329	1,817	5.5	16
	Jim Otis, St.L. Cardinals, NFC.....	269	1,076	4.0	5
1974	Otis Armstrong, Denver, AFC.....	263	1,407	5.3	9
	Lawrence McCutcheon, L.A. Rams, NFC.....	236	1,109	4.7	3
1973	O.J. Simpson, Buffalo, AFC.....	332	2,003	6.0	12
	John Brockington, Green Bay, NFC.....	265	1,144	4.3	3
1972	O.J. Simpson, Buffalo, AFC.....	292	1,251	4.3	6
	Larry Brown, Washington, NFC.....	285	1,216	4.3	8
1971	Floyd Little, Denver, AFC.....	284	1,133	4.0	6
	*John Brockington, Green Bay, NFC.....	216	1,105	5.1	4
1970	Larry Brown, Washington, NFC.....	237	1,125	4.7	5
	Floyd Little, Denver, AFC.....	209	901	4.3	3
1969	Gale Sayers, Chi. Bears, NFL.....	236	1,032	4.4	8
	Dickie Post, S.D. Chargers, AFL.....	182	873	4.8	6
1968	Leroy Kelly, Cle. Browns, NFL.....	248	1,239	5.0	16
	*Paul Robinson, Cincinnati, AFL.....	238	1,023	4.3	8
1967	Jim Nance, Boston, AFL.....	269	1,216	4.5	7
	Leroy Kelly, Cle. Browns, NFL.....	235	1,205	5.1	11
1966	Jim Nance, Boston, AFL.....	299	1,458	4.9	11
	Gale Sayers, Chi. Bears, NFL.....	229	1,231	5.4	8
1965	Jim Brown, Cle. Browns, NFL.....	289	1,544	5.3	17
	Paul Lowe, S.D. Chargers, AFL.....	222	1,121	5.0	7
1964	Jim Brown, Cle. Browns, NFL.....	280	1,446	5.2	7
	Cookie Gilchrist, Buffalo, AFL.....	230	981	4.3	6
1963	Jim Brown, Cle. Browns, NFL.....	291	1,863	6.4	12
	Clem Daniels, Oak. Raiders, AFL.....	215	1,099	5.1	3
1962	Jim Taylor, Green Bay, NFL.....	272	1,474	5.4	19
	Cookie Gilchrist, Buffalo, AFL.....	214	1,096	5.1	13
1961	Jim Brown, Cle. Browns, NFL.....	305	1,408	4.6	8
	Billy Cannon, Hou. Oilers, AFL.....	200	948	4.7	6
1960	Jim Brown, Cle. Browns, NFL.....	215	1,257	5.8	9
	*Abner Haynes, Dal. Texans, AFL.....	156	875	5.6	9
1959	Jim Brown, Cle. Browns.....	290	1,329	4.6	14
1958	Jim Brown, Cle. Browns.....	257	1,527	5.9	17
1957	*Jim Brown, Cle. Browns.....	202	942	4.7	9
1956	Rick Casares, Chi. Bears.....	234	1,126	4.8	12
1955	*Alan Ameche, Bal. Colts.....	213	961	4.5	9
1954	Joe Perry, San Francisco.....	173	1,049	6.1	8
1953	Joe Perry, San Francisco.....	192	1,018	5.3	10
1952	Dan Towler, L.A. Rams.....	156	894	5.7	10
1951	Eddie Price, N.Y. Giants.....	271	971	3.6	7
1950	Marion Motley, Cle. Browns.....	140	810	5.8	3
1949	Steve Van Buren, Philadelphia.....	263	1,146	4.4	11
1948	Steve Van Buren, Philadelphia.....	201	945	4.7	10
1947	Steve Van Buren, Philadelphia.....	217	1,008	4.6	13
1946	Bill Dudley, Pittsburgh.....	146	604	4.1	3
1945	Steve Van Buren, Philadelphia.....	143	832	5.8	15
1944	Bill Paschal, N.Y. Giants.....	196	737	3.8	9
1943	*Bill Paschal, N.Y. Giants.....	147	572	3.9	10
1942	*Bill Dudley, Pittsburgh.....	162	696	4.3	5
1941	Clarence (Pug) Manders, Brooklyn.....	111	486	4.4	5
1940	Byron (Whizzer) White, Detroit.....	146	514	3.5	5
1939	*Bill Osmanski, Chi. Bears.....	121	699	5.8	7
1938	*Byron (Whizzer) White, Pittsburgh.....	152	567	3.7	4
1937	Cliff Battles, Washington.....	216	874	4.0	5
1936	*Alphonse (Tuffy) Leemans, N.Y. Giants.....	206	830	4.0	2
1935	Doug Russell, Chi. Cardinals.....	140	499	3.6	0
1934	*Beattie Feathers, Chi. Bears.....	119	1,004	8.4	8
1933	Jim Musick, Boston.....	173	809	4.7	5

## YEARLY STATISTICAL LEADERS

Year	Player, Team	Att.	Yards	Avg.	TD
1932	*Cliff Battles, Boston.....	148	576	3.9	3

\*First season of professional football.

### ANNUAL PASSING LEADERS

(Current rating system implemented in 1973)

Year	Player, Team	Att.	Comp.	Yards	TD	Int.	Rating
2023	Brock Purdy, San Francisco, NFC.....	444	308	4,280	31	11	113.0
	Lamar Jackson, Baltimore, AFC.....	457	307	3,678	24	7	102.7
2022	Tua Tagovailoa, Miami, AFC.....	400	259	3,548	25	8	105.5
	Jimmy Garoppolo, San Francisco, NFC.....	308	207	2,437	16	4	103.0
2021	Aaron Rodgers, Green Bay, NFC.....	531	366	4,115	37	4	111.9
	Joe Burrow, Cincinnati, AFC.....	520	366	4,611	34	14	108.3
2020	Aaron Rodgers, Green Bay, NFC.....	526	372	4,299	48	5	121.5
	Deshhaun Watson, Hou. Texans, AFC.....	544	382	4,823	33	7	112.4
2019	Ryan Tannehill, Tennessee, AFC.....	286	201	2,742	22	6	117.5
	Drew Brees, New Orleans, NFC.....	378	281	2,979	27	4	116.3
2018	Drew Brees, New Orleans, NFC.....	489	364	3,992	32	5	115.7
	Patrick Mahomes, Kansas City, AFC.....	580	383	5,097	50	12	113.8
2017	Alex Smith, Kansas City, AFC.....	505	341	4,042	26	5	104.7
	Drew Brees, New Orleans, NFC.....	536	386	4,334	23	8	103.9
2016	Matt Ryan, Atlanta, NFC.....	534	373	4,944	38	7	117.1
	Tom Brady, New England, AFC.....	432	291	3,554	28	2	112.2
2015	Russell Wilson, Seattle, NFC.....	483	329	4,024	34	8	110.1
	Andy Dalton, Cincinnati, AFC.....	386	255	3,250	25	7	106.3
2014	Tony Romo, Dal. Cowboys, NFC.....	435	304	3,705	34	9	113.2
	Ben Roethlisberger, Pittsburgh, AFC.....	608	408	4,952	32	9	103.3
2013	Nick Foles, Philadelphia, NFC.....	317	203	2,891	27	2	119.2
	Peyton Manning, Denver, AFC.....	659	450	5,477	55	10	115.1
2012	Aaron Rodgers, Green Bay, NFC.....	552	371	4,295	39	8	108.0
	Peyton Manning, Denver, AFC.....	583	400	4,659	37	11	105.8
2011	Aaron Rodgers, Green Bay, NFC.....	502	343	4,643	45	6	122.5
	Tom Brady, New England, AFC.....	611	401	5,235	39	12	105.6
2010	Tom Brady, New England, AFC.....	492	324	3,900	36	4	111.0
	Aaron Rodgers, Green Bay, NFC.....	475	312	3,922	28	11	101.2
2009	Drew Brees, New Orleans, NFC.....	514	363	4,388	34	11	109.6
	Philip Rivers, San Diego, AFC.....	486	317	4,254	28	9	104.4
2008	Philip Rivers, S.D. Chargers, AFC.....	478	312	4,009	34	11	105.5
	Kurt Warner, Arizona, NFC.....	598	401	4,583	30	14	96.9
2007	Tom Brady, New England, AFC.....	578	398	4,806	50	8	117.2
	Tony Romo, Dal. Cowboys, NFC.....	520	335	4,211	36	19	97.4
2006	Peyton Manning, Indianapolis, AFC.....	557	362	4,397	31	9	101.0
	Drew Brees, New Orleans, NFC.....	554	356	4,418	26	11	96.2
2005	Peyton Manning, Indianapolis, AFC.....	453	305	3,747	28	10	104.1
	Matt Hasselbeck, Seattle, NFC.....	449	294	3,459	24	9	98.2
2004	Peyton Manning, Indianapolis, AFC.....	497	336	4,557	49	10	121.1
	Daunte Culpepper, Minnesota, NFC.....	548	379	4,717	39	11	110.9
2003	Steve McNair, Tennessee, AFC.....	400	250	3,215	24	7	100.4
	Daunte Culpepper, Minnesota, NFC.....	454	295	3,479	25	11	96.4
2002	Chad Pennington, N.Y. Jets, AFC.....	399	275	3,120	22	6	104.2
	Brad Johnson, Tampa Bay, NFC.....	451	281	3,049	22	6	92.9
2001	Kurt Warner, St.L. Rams, NFC.....	546	375	4,830	36	22	101.4
	Rich Gannon, Oak. Raiders, AFC.....	549	361	3,828	27	9	95.5
2000	Brian Griese, Denver, AFC.....	336	216	2,688	19	4	102.9
	Trent Green, St.L. Rams, NFC.....	240	145	2,063	16	5	101.8
1999	Kurt Warner, St.L. Rams, NFC.....	499	325	4,353	41	13	109.2
	Peyton Manning, Indianapolis, AFC.....	533	331	4,135	26	15	90.7
1998	Randall Cunningham, Minnesota, NFC.....	425	259	3,704	34	10	106.0
	Vinny Testaverde, N.Y. Jets, AFC.....	421	259	3,256	29	7	101.6
1997	Steve Young, San Francisco, NFC.....	356	241	3,029	19	6	104.7
	Mark Brunell, Jacksonville, AFC.....	435	264	3,281	18	7	91.2
1996	Steve Young, San Francisco, NFC.....	316	214	2,410	14	6	97.2
	John Elway, Denver, AFC.....	466	287	3,328	26	14	89.2
1995	Jim Harbaugh, Indianapolis, AFC.....	314	200	2,575	17	5	100.7
	Brett Favre, Green Bay, NFC.....	570	359	4,413	38	13	99.5
1994	Steve Young, San Francisco, NFC.....	461	324	3,969	35	10	112.8
	Dan Marino, Miami, AFC.....	615	385	4,453	30	17	89.2
1993	Steve Young, San Francisco, NFC.....	462	314	4,023	29	16	101.5
	John Elway, Denver, AFC.....	551	348	4,030	25	10	92.8
1992	Steve Young, San Francisco, NFC.....	402	268	3,465	25	7	107.0
	Warren Moon, Hou. Oilers, AFC.....	346	224	2,521	18	12	89.3
1991	Steve Young, San Francisco, NFC.....	279	180	2,517	17	8	101.8
	Jim Kelly, Buffalo, AFC.....	474	304	3,844	33	17	97.6
1990	Jim Kelly, Buffalo, AFC.....	346	219	2,829	24	9	101.2
	Phil Simms, N.Y. Giants, NFC.....	311	184	2,284	15	4	92.7
1989	Joe Montana, San Francisco, NFC.....	386	271	3,521	26	8	112.4
	Boomer Esiason, Cincinnati, AFC.....	455	258	3,525	28	11	92.1
1988	Boomer Esiason, Cincinnati, AFC.....	388	223	3,572	28	14	97.4

## YEARLY STATISTICAL LEADERS

Year	Player, Team	Att.	Comp.	Yards	TD	Int.	Rating
	Wade Wilson, Minnesota, NFC	332	204	2,746	15	9	91.5
1987	Joe Montana, San Francisco, NFC	398	266	3,054	31	13	102.1
	Bernie Kosar, Cle. Browns, AFC	389	241	3,033	22	9	95.4
1986	Tommy Kramer, Minnesota, NFC	372	208	3,000	24	10	92.6
	Dan Marino, Miami, AFC	623	378	4,746	44	23	92.5
1985	Ken O'Brien, N.Y. Jets, AFC	488	297	3,888	25	8	96.2
	Joe Montana, San Francisco, NFC	494	303	3,653	27	13	91.3
1984	Dan Marino, Miami, AFC	564	362	5,084	48	17	108.9
	Joe Montana, San Francisco, NFC	432	279	3,630	28	10	102.9
1983	Steve Bartkowski, Atlanta, NFC	432	274	3,167	22	5	97.6
	*Dan Marino, Miami, AFC	296	173	2,210	20	6	96.0
1982	Ken Anderson, Cincinnati, AFC	309	218	2,495	12	9	95.3
	Joe Theismann, Washington, NFC	252	161	2,033	13	9	91.3
1981	Ken Anderson, Cincinnati, AFC	479	300	3,754	29	10	98.4
	Joe Montana, San Francisco, NFC	488	311	3,565	19	12	88.4
1980	Brian Sipe, Cle. Browns, AFC	554	337	4,132	30	14	91.4
	Ron Jaworski, Philadelphia, NFC	451	257	3,529	27	12	91.0
1979	Roger Staubach, Dal. Cowboys, NFC	461	267	3,586	27	11	92.3
	Dan Fouts, San Diego, AFC	530	332	4,082	24	24	82.6
1978	Roger Staubach, Dal. Cowboys, NFC	413	231	3,190	25	16	84.9
	Terry Bradshaw, Pittsburgh, AFC	368	207	2,915	28	20	84.7
1977	Bob Griese, Miami, AFC	307	180	2,252	22	13	87.8
	Roger Staubach, Dal. Cowboys, NFC	361	210	2,620	18	9	87.0
1976	Ken Stabler, Oak. Raiders, AFC	291	194	2,737	27	17	103.4
	James Harris, L.A. Rams, NFC	158	91	1,460	8	6	89.6
1975	Ken Anderson, Cincinnati, AFC	377	228	3,169	21	11	93.9
	Fran Tarkenton, Minnesota, NFC	425	273	2,994	25	13	91.8
1974	Ken Anderson, Cincinnati, AFC	328	213	2,667	18	10	95.7
	Sonny Jurgensen, Washington, NFC	167	107	1,185	11	5	94.5
1973	Roger Staubach, Dal. Cowboys, NFC	286	179	2,428	23	15	94.6
	Ken Stabler, Oak. Raiders, AFC	260	163	1,997	14	10	88.3
1972	Norm Snead, N.Y. Giants, NFC	325	196	2,307	17	12	
	Earl Morrall, Miami, AFC	150	83	1,360	11	7	
1971	Roger Staubach, Dal. Cowboys, NFC	211	126	1,882	15	4	
	Bob Griese, Miami, AFC	263	145	2,089	19	9	
1970	John Brodie, San Francisco, NFC	378	223	2,941	24	10	
	Daryle Lamonica, Oak. Raiders, AFC	356	179	2,516	22	15	
1969	Sonny Jurgensen, Washington, NFL	442	274	3,102	22	15	
	*Greg Cook, Cincinnati, AFL	197	106	1,854	15	11	
1968	Len Dawson, Kansas City, AFL	224	131	2,109	17	9	
	Earl Morrall, Bal. Colts, NFL	317	182	2,909	26	17	
1967	Sonny Jurgensen, Washington, NFL	508	288	3,747	31	16	
	Daryle Lamonica, Oak. Raiders, AFL	425	220	3,228	30	20	
1966	Bart Starr, Green Bay, NFL	251	156	2,257	14	3	
	Len Dawson, Kansas City, AFL	284	159	2,527	26	10	
1965	Rudy Bukich, Chi. Bears, NFL	312	176	2,641	20	9	
	John Hadl, S.D. Chargers, AFL	348	174	2,798	20	21	
1964	Len Dawson, Kansas City, AFL	354	199	2,879	30	18	
	Bart Starr, Green Bay, NFL	272	163	2,144	15	4	
1963	Y.A. Tittle, N.Y. Giants, NFL	367	221	3,145	36	14	
	Tobin Rote, S.D. Chargers, AFL	286	170	2,510	20	17	
1962	Len Dawson, Dal. Texans, AFL	310	189	2,759	29	17	
	Bart Starr, Green Bay, NFL	285	178	2,438	12	9	
1961	George Blanda, Hou. Oilers, AFL	362	187	3,330	36	22	
	Milt Plum, Cle. Browns, NFL	302	177	2,416	18	10	
1960	Milt Plum, Cle. Browns, NFL	250	151	2,297	21	5	
	Jack Kemp, L.A. Chargers, AFL	406	211	3,018	20	25	
1959	Charlie Conerly, N.Y. Giants	194	113	1,706	14	4	
1958	Eddie LeBaron, Washington	145	79	1,365	11	10	
1957	Tommy O'Connell, Cle. Browns	110	63	1,229	9	8	
1956	Ed Brown, Chi. Bears	168	96	1,667	11	12	
1955	Otto Graham, Cle. Browns	185	98	1,721	15	8	
1954	Norm Van Brocklin, L.A. Rams	260	139	2,637	13	21	
1953	Otto Graham, Cle. Browns	258	167	2,722	11	9	
1952	Norm Van Brocklin, L.A. Rams	205	113	1,736	14	17	
1951	Bob Waterfield, L.A. Rams	176	88	1,566	13	10	
1950	Norm Van Brocklin, L.A. Rams	233	127	2,061	18	14	
1949	Sammy Baugh, Washington	255	145	1,903	18	14	
1948	Tommy Thompson, Philadelphia	246	141	1,965	25	11	
1947	Sammy Baugh, Washington	354	210	2,938	25	15	
1946	Bob Waterfield, L.A. Rams	251	127	1,747	18	17	
1945	Sammy Baugh, Washington	182	128	1,669	11	4	
	Sid Luckman, Chi. Bears	217	117	1,725	14	10	
1944	Frank Filchock, Washington	147	84	1,139	13	9	
1943	Sammy Baugh, Washington	239	133	1,754	23	19	
1942	Cecil Isbell, Green Bay	268	146	2,021	24	14	
1941	Cecil Isbell, Green Bay	206	117	1,479	15	11	

## YEARLY STATISTICAL LEADERS

Year	Player, Team	Att.	Comp.	Yards	TD	Int.	Rating
1940	Sammy Baugh, Washington	177	111	1,367	12	10	
1939	*Parker Hall, Cle. Rams	208	106	1,227	9	13	
1938	Ed Danowski, N.Y. Giants	129	70	848	7	8	
1937	*Sammy Baugh, Washington	171	81	1,127	8	14	
1936	Arnie Herber, Green Bay	173	77	1,239	11	13	
1935	Ed Danowski, N.Y. Giants	113	57	794	10	9	
1934	Arnie Herber, Green Bay	115	42	799	8	12	
1933	*Harry Newman, N.Y. Giants	136	53	973	11	17	
1932	Arnie Herber, Green Bay	101	37	639	9	9	

\*First season of professional football.

### ANNUAL PASSING TOUCHDOWN LEADERS

Year	Player, Team	TD	Year	Player, Team	TD
2023	Dak Prescott, Dal. Cowboys, NFC	36		Jeff Blake, Cincinnati, AFC	28
	Josh Allen, Buffalo, AFC	29	1994	Steve Young, San Francisco, NFC	35
	Tua Tagovailoa, Miami, AFC	29		Dan Marino, Miami, AFC	30
2022	Patrick Mahomes, Kansas City, AFC	41	1993	Steve Young, San Francisco, NFC	29
	Geno Smith, Seattle, NFC	40		John Elway, Denver, AFC	25
2021	Tom Brady, Tampa Bay, NFC	33	1992	Steve Young, San Francisco, NFC	25
	Justin Herbert, L.A. Chargers, AFC	38		Dan Marino, Miami, AFC	24
2020	Aaron Rodgers, Green Bay, NFC	48	1991	Jim Kelly, Buffalo, AFC	33
	Patrick Mahomes, Kansas City, AFC	38		Mark Rypien, Washington, NFC	28
2019	Lamar Jackson, Bal. Ravens, AFC	36	1990	Warren Moon, Hou. Oilers, AFC	33
	Jameis Winston, Tampa Bay, NFC	33		Randall Cunningham, Philadelphia, NFC	30
2018	Patrick Mahomes, Kansas City, AFC	50	1989	Jim Everett, L.A. Rams, NFC	29
	Matt Ryan, Atlanta, NFC	35		Boomer Esiason, Cincinnati, AFC	28
	Russell Wilson, Seattle, NFC	35	1988	Jim Everett, L.A. Rams, NFC	31
2017	Russell Wilson, Seattle, NFC	34		Boomer Esiason, Cincinnati, AFC	28
	Tom Brady, New England, AFC	32		Dan Marino, Miami, AFC	28
2016	Aaron Rodgers, Green Bay, NFC	40	1987	Joe Montana, San Francisco, NFC	31
	Philip Rivers, S.D. Chargers, AFC	33		Dan Marino, Miami, AFC	26
2015	Tom Brady, New England, AFC	36	1986	Dan Marino, Miami, AFC	44
	Eli Manning, N.Y. Giants, NFC	35		Tommy Kramer, Minnesota, NFC	24
	Cam Newton, Carolina, NFC	35	1985	Dan Marino, Miami, AFC	30
	Carson Palmer, Arizona, NFC	35		Joe Montana, San Francisco, NFC	27
2014	Andrew Luck, Indianapolis, AFC	40	1984	Dan Marino, Miami, AFC	48
	Aaron Rodgers, Green Bay, NFC	38		Neil Lomax, St.L. Cardinals, NFC	28
2013	Peyton Manning, Denver, AFC	55		Joe Montana, San Francisco, NFC	28
	Drew Brees, New Orleans, NFC	39	1983	Lynn Dickey, Green Bay, NFC	32
2012	Drew Brees, New Orleans, NFC	43		Joe Ferguson, Buffalo, AFC	26
	Peyton Manning, Denver, AFC	37		Brian Sipe, Cle. Browns, AFC	26
2011	Drew Brees, New Orleans, NFC	46	1982	Terry Bradshaw, Pittsburgh, AFC	17
	Tom Brady, New England, AFC	39		Dan Fouts, S.D. Chargers, AFC	17
2010	Tom Brady, New England, AFC	36		Joe Montana, San Francisco, NFC	17
	Drew Brees, New Orleans, NFC	33	1981	Dan Fouts, S.D. Chargers, AFC	33
2009	Drew Brees, New Orleans, NFC	34		Steve Bartkowski, Atlanta, NFC	30
	Peyton Manning, Indianapolis, AFC	33	1980	Steve Bartkowski, Atlanta, NFC	31
2008	Drew Brees, New Orleans, NFC	34		Dan Fouts, S.D. Chargers, AFC	30
	Philip Rivers, San Diego, AFC	34		Brian Sipe, Cle. Browns, AFC	30
2007	Tom Brady, New England, AFC	50	1979	Steve Grogan, New England, AFC	28
	Tony Romo, Dal. Cowboys, NFC	36		Brian Sipe, Cle. Browns, AFC	28
2006	Peyton Manning, Indianapolis, AFC	31		Roger Staubach, Dal. Cowboys, NFC	27
	Drew Brees, New Orleans, NFC	26	1978	Terry Bradshaw, Pittsburgh, AFC	28
2005	Carson Palmer, Cincinnati, AFC	32		Roger Staubach, Dal. Cowboys, NFC	25
	Jake Delhomme, Carolina, NFC	24		Fran Tarkenton, Minnesota, NFC	25
	Matt Hasselbeck, Seattle, NFC	24	1977	Bob Griese, Miami, AFC	22
	Eli Manning, N.Y. Giants, NFC	24		Ron Jaworski, Philadelphia, NFC	18
2004	Peyton Manning, Indianapolis, AFC	49		Roger Staubach, Dal. Cowboys, NFC	18
	Daunte Culpepper, Minnesota, NFC	39	1976	Ken Stabler, Oak. Raiders, AFC	27
2003	Brett Favre, Green Bay, NFC	32		Jim Hart, St.L. Cardinals, NFC	18
	Peyton Manning, Indianapolis, AFC	29	1975	Joe Ferguson, Buffalo, AFC	25
2002	Tom Brady, New England, AFC	28		Fran Tarkenton, Minnesota, NFC	25
	Aaron Brooks, New Orleans, NFC	27	1974	Ken Stabler, Oak. Raiders, AFC	26
	Brett Favre, Green Bay, NFC	27		Jim Hart, St.L. Cardinals, NFC	20
2001	Kurt Warner, St.L. Rams, NFC	36	1973	Roman Gabriel, Philadelphia, NFC	23
	Rich Gannon, Oak. Raiders, AFC	27		Roger Staubach, Dal. Cowboys, NFC	23
2000	Daunte Culpepper, Minnesota, NFC	33		Charley Johnson, Denver, AFC	20
	Peyton Manning, Indianapolis, AFC	33	1972	Billy Kilmer, Washington, NFC	19
1999	Kurt Warner, St.L. Rams, NFC	41		Joe Namath, N.Y. Jets, AFC	19
	Peyton Manning, Indianapolis, AFC	26	1971	John Hadl, S.D. Chargers, AFC	21
1998	Steve Young, San Francisco, NFC	36		John Brodie, San Francisco, NFC	18
	Vinny Testaverde, N.Y. Jets, AFC	29	1970	John Brodie, San Francisco, NFC	22
1997	Brett Favre, Green Bay, NFC	35		John Hadl, S.D. Chargers, AFC	24
	Jeff George, Oak. Raiders, AFC	29		Daryle Lamonica, Oak. Raiders, AFC	22
1996	Brett Favre, Green Bay, NFC	39	1969	Daryle Lamonica, Oak. Raiders, AFL	34
	Vinny Testaverde, Bal. Ravens, AFC	33		Roman Gabriel, L.A. Rams, NFL	24
1995	Brett Favre, Green Bay, NFC	38	1968	John Hadl, S.D. Chargers, AFL	27

## YEARLY STATISTICAL LEADERS

Year	Player, Team	TD	Year	Player, Team	TD
	Earl Morrall, Bal. Colts, NFL.....	.26	1952	Jim Finks, Pittsburgh.....	20
1967	Sonny Jurgensen, Washington, NFL.....	.31		Otto Graham, Cle. Browns.....	20
	Daryle Lamonica, Oak. Raiders, AFL.....	.30	1951	Bobby Layne, Detroit.....	26
1966	Frank Ryan, Cle. Browns, NFL.....	.29	1950	George Ratterman, N.Y. Yanks.....	22
	Len Dawson, Kansas City, AFL.....	.26	1949	Johnny Lujack, Chi. Bears.....	23
1965	John Brodie, San Francisco, NFL.....	.30	1948	Tommy Thompson, Philadelphia.....	25
	Len Dawson, Kansas City, AFL.....	.21	1947	Sammy Baugh, Washington.....	25
1964	Babe Parilli, Boston, AFL.....	.31	1946	Sid Luckman, Chi. Bears.....	17
	Frank Ryan, Cle. Browns, NFL.....	.25		Bob Waterfield, L.A. Rams.....	17
1963	Y.A. Tittle, N.Y. Giants, NFL.....	.36	1945	Sid Luckman, Chi. Bears.....	14
	Len Dawson, Kansas City, AFL.....	.26		*Bob Waterfield, Cle. Browns.....	14
1962	Y.A. Tittle, N.Y. Giants, NFL.....	.33	1944	Frank Filchock, Washington.....	13
	Len Dawson, Dal. Texans, AFL.....	.29	1943	Sid Luckman, Chi. Bears.....	28
1961	George Blanda, Hou. Oilers, AFL.....	.36	1942	Cecil Isbell, Green Bay.....	24
	Sonny Jurgensen, Philadelphia, NFL.....	.32	1941	Cecil Isbell, Green Bay.....	15
1960	Al Dorow, N.Y. Titans, AFL.....	.26	1940	Sammy Baugh, Washington.....	12
	Johnny Unitas, Bal. Colts, NFL.....	.25	1939	Frank Filchock, Washington.....	11
1959	Johnny Unitas, Bal. Colts.....	.32	1938	Bob Monnett, Green Bay.....	9
1958	Johnny Unitas, Bal. Colts.....	.19	1937	Bernie Masterson, Chi. Bears.....	9
1957	Johnny Unitas, Bal. Colts.....	.24	1936	Arnie Herber, Green Bay.....	11
1956	Tobin Rote, Green Bay.....	.18	1935	Ed Danowski, N.Y. Giants.....	10
1955	Tobin Rote, Green Bay.....	.17	1934	Arnie Herber, Green Bay.....	8
	Y.A. Tittle, San Francisco.....	.17	1933	*Harry Newman, N.Y. Giants.....	11
1954	Adrian Burk, Philadelphia.....	.23	1932	Arnie Herber, Green Bay.....	9
1953	Robert Thomason, Philadelphia.....	.21			

\*First season of professional football.

### ANNUAL PASS RECEIVING LEADERS (RECEPTIONS)

Year	Player, Team	No.	Yards	Avg.	TD
2023	CeeDee Lamb, Dal. Cowboys, NFC.....	135	1,749	13.0	12
	Tyreek Hill, Miami, AFC.....	119	1,799	15.1	13
2022	Justin Jefferson, Minnesota, NFC.....	128	1,809	14.1	8
	Tyreek Hill, Miami, AFC.....	119	1,710	14.4	7
2021	Cooper Kupp, L.A. Rams, NFC.....	145	1,947	13.4	16
	Tyreek Hill, Kansas City, AFC.....	111	1,239	11.2	9
2020	Stefon Diggs, Buffalo, AFC.....	127	1,535	12.1	8
	Davante Adams, Green Bay, NFC.....	115	1,374	11.9	18
	DeAndre Hopkins, Arizona, NFC.....	115	1,407	12.2	6
2019	Michael Thomas, New Orleans, NFC.....	149	1,725	11.6	9
	Keenan Allen, L.A. Chargers, AFC.....	104	1,199	11.5	6
	DeAndre Hopkins, Hou. Texans, AFC.....	104	1,165	11.2	7
2018	Michael Thomas, New Orleans, NFC.....	125	1,405	11.2	9
	DeAndre Hopkins, Hou. Texans, AFC.....	115	1,572	13.7	11
2017	Jarvis Landry, Miami, AFC.....	112	987	8.8	9
	Larry Fitzgerald, Arizona, NFC.....	109	1,156	10.6	6
2016	Larry Fitzgerald, Arizona, NFC.....	107	1,023	9.6	6
	Antonio Brown, Pittsburgh, AFC.....	106	1,284	12.1	12
2015	Antonio Brown, Pittsburgh, AFC.....	136	1,834	13.5	10
	Julio Jones, Atlanta, NFC.....	136	1,871	13.8	8
2014	Antonio Brown, Pittsburgh, AFC.....	129	1,698	13.2	13
	Julio Jones, Atlanta, NFC.....	104	1,593	15.3	6
2013	Pierre Garcon, Washington, NFC.....	113	1,346	11.9	5
	Antonio Brown, Pittsburgh, AFC.....	110	1,499	13.6	8
2012	Calvin Johnson, Detroit, NFC.....	122	1,964	16.1	5
	Wes Welker, New England, AFC.....	118	1,354	11.5	6
2011	Wes Welker, New England, AFC.....	122	1,569	12.9	9
	Roddy White, Atlanta, NFC.....	100	1,296	13.0	8
2010	Roddy White, Atlanta, NFC.....	115	1,389	12.1	10
	Reggie Wayne, Indianapolis, AFC.....	111	1,355	12.2	6
2009	Wes Welker, New England, AFC.....	123	1,348	11.0	4
	Steve Smith, N.Y. Giants, NFC.....	107	1,220	11.4	7
2008	Andre Johnson, Hou. Texans, AFC.....	115	1,575	13.7	8
	Larry Fitzgerald, Arizona, NFC.....	96	1,431	14.9	12
2007	T.J. Houshmandzadeh, Cincinnati, AFC.....	112	1,143	10.2	12
	Wes Welker, New England, AFC.....	112	1,175	10.5	8
	Larry Fitzgerald, Arizona, NFC.....	100	1,409	14.1	10
2006	Andre Johnson, Hou. Texans, AFC.....	103	1,147	11.1	5
	Mike Furrey, Detroit, NFC.....	98	1,086	11.1	6
2005	Steve Smith, Carolina, NFC.....	103	1,563	15.2	12
	Larry Fitzgerald, Arizona, NFC.....	103	1,409	13.7	10
	Chad Johnson, Cincinnati, AFC.....	97	1,432	14.8	9
2004	Tony Gonzalez, Kansas City, AFC.....	102	1,258	12.3	7
	Joe Horn, New Orleans, NFC.....	94	1,399	14.9	11
	Torry Holt, St. Louis, NFC.....	94	1,372	14.6	10
2003	Torry Holt, St.L. Rams, NFC.....	117	1,696	14.5	12
	LaDainian Tomlinson, S.D. Chargers, AFC.....	100	725	7.3	4
2002	Marvin Harrison, Indianapolis, AFC.....	143	1,722	12.0	11
	Randy Moss, Minnesota, NFC.....	106	1,347	12.7	7

## YEARLY STATISTICAL LEADERS

Year	Player, Team	No.	Yards	Avg.	TD
2001	Rod Smith, Denver, AFC	113	1,343	11.9	11
	Keyshawn Johnson, Tampa Bay, NFC	106	1,266	11.9	1
2000	Marvin Harrison, Indianapolis, AFC	102	1,413	13.9	14
	Muhsin Muhammad, Carolina, NFC	102	1,183	11.6	6
1999	Jimmy Smith, Jacksonville, AFC	116	1,636	14.1	6
	Muhsin Muhammad, Carolina, NFC	96	1,253	13.1	8
1998	O.J. McDuffie, Miami, AFC	90	1,050	11.7	7
	Frank Sanders, Arizona, NFC	89	1,145	12.9	3
1997	Tim Brown, Oak. Raiders, AFC	104	1,408	13.5	5
	Herman Moore, Detroit, NFC	104	1,293	12.4	8
1996	Jerry Rice, San Francisco, NFC	108	1,254	11.6	8
	Carl Pickens, Cincinnati, AFC	100	1,180	11.8	12
1995	Herman Moore, Detroit, NFC	123	1,686	13.7	14
	Carl Pickens, Cincinnati, AFC	99	1,234	12.5	17
1994	Cris Carter, Minnesota, NFC	122	1,256	10.3	7
	Ben Coates, New England, AFC	96	1,174	12.2	7
1993	Sterling Sharpe, Green Bay, NFC	112	1,274	11.4	11
	Reggie Langhorne, Indianapolis, AFC	85	1,038	12.2	3
1992	Sterling Sharpe, Green Bay, NFC	108	1,461	13.5	13
	Haywood Jeffires, Hou. Oilers, AFC	90	913	10.1	9
1991	Haywood Jeffires, Hou. Oilers, AFC	100	1,181	11.8	7
	Michael Irvin, Dal. Cowboys, NFC	93	1,523	16.4	8
1990	Jerry Rice, San Francisco, NFC	100	1,502	15.0	13
	Haywood Jeffires, Hou. Oilers, AFC	74	1,048	14.2	8
	Drew Hill, Hou. Oilers, AFC	74	1,019	13.8	5
1989	Sterling Sharpe, Green Bay, NFC	90	1,423	15.8	12
	Andre Reed, Buffalo, AFC	88	1,312	14.9	9
1988	Al Toon, N.Y. Jets, AFC	93	1,067	11.5	5
	Henry Ellard, L.A. Rams, NFC	86	1,414	16.4	10
1987	J.T. Smith, St.L. Cardinals, NFC	91	1,117	12.3	8
	Al Toon, N.Y. Jets, AFC	68	976	14.4	5
1986	Todd Christensen, L.A. Raiders, AFC	95	1,153	12.1	8
	Jerry Rice, San Francisco, NFC	86	1,570	18.3	15
1985	Roger Craig, San Francisco, NFC	92	1,016	11.0	6
	Lionel James, S.D. Chargers, AFC	86	1,027	11.9	6
1984	Art Monk, Washington, NFC	106	1,372	12.9	7
	Ozzie Newsome, Cle. Browns, AFC	89	1,001	11.2	5
1983	Todd Christensen, L.A. Raiders, AFC	92	1,247	13.6	12
	Roy Green, St.L. Cardinals, NFC	78	1,227	15.7	14
	Charlie Brown, Washington, NFC	78	1,225	15.7	8
	Earnest Gray, N.Y. Giants, NFC	78	1,139	14.6	5
1982	Dwight Clark, San Francisco, NFC	60	913	15.2	5
	Kellen Winslow, S.D. Chargers, AFC	54	721	13.4	6
1981	Kellen Winslow, S.D. Chargers, AFC	88	1,075	12.2	10
	Dwight Clark, San Francisco, NFC	85	1,105	13.0	4
1980	Kellen Winslow, S.D. Chargers, AFC	89	1,290	14.5	9
	*Earl Cooper, San Francisco, NFC	83	567	6.8	4
1979	Joe Washington, Bal. Colts, AFC	82	750	9.1	3
	Ahmad Rashad, Minnesota, NFC	80	1,156	14.5	9
1978	Rickey Young, Minnesota, NFC	88	704	8.0	5
	Steve Largent, Seattle, AFC	71	1,168	16.5	8
1977	Lydell Mitchell, Bal. Colts, AFC	71	620	8.7	4
	Ahmad Rashad, Minnesota, NFC	51	681	13.4	2
1976	MacArthur Lane, Kansas City, AFC	66	686	10.4	1
	Drew Pearson, Dal. Cowboys, NFC	58	806	13.9	6
1975	Chuck Foreman, Minnesota, NFC	73	691	9.5	9
	Reggie Rucker, Cle. Browns, AFC	60	770	12.8	3
	Lydell Mitchell, Bal. Colts, AFC	60	544	9.1	4
1974	Lydell Mitchell, Bal. Colts, AFC	72	544	7.6	2
	Charles Young, Philadelphia, NFC	63	696	11.0	3
1973	Harold Carmichael, Philadelphia, NFC	67	1,116	16.7	9
	Fred Willis, Hou. Oilers, AFC	57	371	6.5	1
1972	Harold Jackson, Philadelphia, NFC	62	1,048	16.9	4
	Fred Biletnikoff, Oak. Raiders, AFC	58	802	13.8	7
1971	Fred Biletnikoff, Oak. Raiders, AFC	61	929	15.2	9
	Bob Tucker, N.Y. Giants, NFC	59	791	13.4	4
1970	Dick Gordon, Chi. Bears, NFC	71	1,026	14.5	13
	Marlin Briscoe, Buffalo, AFC	57	1,036	18.2	8
1969	Dan Abramowicz, New Orleans, NFL	73	1,015	13.9	7
	Lance Alworth, S.D. Chargers, AFC	64	1,003	15.7	4
1968	Clifton McNeil, San Francisco, NFL	71	994	14.0	7
	Lance Alworth, S.D. Chargers, AFC	68	1,312	19.3	10
1967	George Sauer, N.Y. Jets, AFC	75	1,189	15.9	6
	Charley Taylor, Washington, NFL	70	990	14.1	9
1966	Lance Alworth, S.D. Chargers, AFC	73	1,383	18.9	13
	Charley Taylor, Washington, NFL	72	1,119	15.5	12
1965	Lionel Taylor, Denver, AFC	85	1,131	13.3	6
	Dave Parks, San Francisco, NFL	80	1,344	16.8	12



## YEARLY STATISTICAL LEADERS

Year	Player, Team	No.	Yards	Avg.	TD
1964	Charlie Hennigan, Hou. Oilers, AFL	101	1,546	15.3	8
	Johnny Morris, Chi. Bears, NFL	93	1,200	12.9	10
1963	Lionel Taylor, Denver, AFL	78	1,101	14.1	10
	Bobby Joe Conrad, St.L. Cardinals, NFL	73	967	13.2	10
1962	Lionel Taylor, Denver, AFL	77	908	11.8	4
	Bobby Mitchell, Washington, NFL	72	1,384	19.2	11
1961	Lionel Taylor, Denver, AFL	100	1,176	11.8	4
	Jim (Red) Phillips, L.A. Rams, NFL	78	1,092	14.0	5
1960	Lionel Taylor, Denver, AFL	92	1,235	13.4	12
	Raymond Berry, Bal. Colts, NFL	74	1,298	17.5	10
1959	Raymond Berry, Bal. Colts	66	959	14.5	14
1958	Raymond Berry, Bal. Colts	56	794	14.2	9
	Pete Retzlaff, Philadelphia	56	766	13.7	2
1957	Billy Wilson, San Francisco	52	757	14.6	6
1956	Billy Wilson, San Francisco	60	889	14.8	5
1955	Pete Pihos, Philadelphia	62	864	13.9	7
1954	Pete Pihos, Philadelphia	60	872	14.5	10
	Billy Wilson, San Francisco	60	830	13.8	5
1953	Pete Pihos, Philadelphia	63	1,049	16.7	10
1952	Mac Speedie, Cle. Browns	62	911	14.7	5
1951	Elroy (Crazylegs) Hirsch, L.A. Rams	66	1,495	22.7	17
1950	Tom Fears, L.A. Rams	84	1,116	13.3	7
1949	Tom Fears, L.A. Rams	77	1,013	13.2	9
1948	*Tom Fears, L.A. Rams	51	698	13.7	4
1947	Jim Keane, Chi. Bears	64	910	14.2	10
1946	Jim Benton, L.A. Rams	63	981	15.6	6
1945	Don Hutson, Green Bay	47	834	17.7	9
1944	Don Hutson, Green Bay	58	866	14.9	9
1943	Don Hutson, Green Bay	47	776	16.5	11
1942	Don Hutson, Green Bay	74	1,211	16.4	17
1941	Don Hutson, Green Bay	58	738	12.7	10
1940	*Don Looney, Philadelphia	58	707	12.2	4
1939	Don Hutson, Green Bay	34	846	24.9	6
1938	Gaynell Tinsley, Chi. Cardinals	41	516	12.6	1
1937	Don Hutson, Green Bay	41	552	13.5	7
1936	Don Hutson, Green Bay	34	536	15.8	8
1935	*Tod Goodwin, N.Y. Giants	26	432	16.6	4
1934	Joe Carter, Philadelphia	16	238	14.9	4
	Morris (Red) Badgro, N.Y. Giants	16	206	12.9	1
1933	John (Shipwreck) Kelly, Brooklyn	22	246	11.2	3
1932	Ray Flaherty, N.Y. Giants	21	350	16.7	3

\*First season of professional football.

### ANNUAL PASS RECEIVING LEADERS (YARDS)

Year	Player, Team	No.	Yards	Avg.	TD
2023	Tyreek Hill, Miami, AFC	119	1,799	15.1	13
	CeeDee Lamb, Dal. Cowboys, NFC	135	1,749	13.0	12
2022	Justin Jefferson, Minnesota, AFC	128	1,809	14.1	8
	Tyreek Hill, Kansas City, AFC	119	1,710	14.4	7
2021	Cooper Kupp, L.A. Rams, NFC	145	1,947	13.4	16
	*Ja'Marr Chase, Cincinnati, AFC	81	1,455	18.0	13
2020	Stefon Diggs, Buffalo, AFC	127	1,535	12.1	8
	DeAndre Hopkins, Arizona, NFC	115	1,407	12.2	6
2019	Michael Thomas, New Orleans, NFC	149	1,725	11.6	9
	Travis Kelce, Kansas City, AFC	97	1,229	12.7	5
2018	Julio Jones, Atlanta, NFC	113	1,677	14.8	8
	DeAndre Hopkins, Hou. Texans, AFC	115	1,572	13.7	11
2017	Antonio Brown, Pittsburgh, AFC	101	1,533	15.2	9
	Julio Jones, Atlanta, NFC	88	1,444	16.4	3
2016	T.Y. Hilton, Indianapolis, AFC	91	1,448	15.9	6
	Julio Jones, Atlanta, NFC	83	1,409	17.0	6
2015	Julio Jones, Atlanta, NFC	136	1,871	13.8	8
	Antonio Brown, Pittsburgh, AFC	136	1,834	13.5	10
2014	Antonio Brown, Pittsburgh, AFC	129	1,698	13.2	13
	Julio Jones, Atlanta, NFC	104	1,593	15.3	6
2013	Josh Gordon, Cle. Browns, AFC	87	1,646	18.9	9
	Calvin Johnson, Detroit, NFC	84	1,492	17.8	12
2012	Calvin Johnson, Detroit, NFC	122	1,964	16.1	5
	Andre Johnson, Hou. Texans, AFC	112	1,598	14.3	4
2011	Calvin Johnson, Detroit, NFC	96	1,681	17.5	16
	Wes Welker, New England, AFC	122	1,569	12.9	9
2010	Brandon Lloyd, Denver, AFC	77	1,448	18.8	11
	Roddy White, Atlanta, NFC	115	1,389	12.1	10
2009	Andre Johnson, Hou. Texans, AFC	101	1,569	15.5	9
	Miles Austin, Dal. Cowboys, NFC	81	1,320	16.3	11
2008	Andre Johnson, Hou. Texans, AFC	115	1,575	13.7	8
	Larry Fitzgerald, Arizona, NFC	96	1,431	14.9	12
2007	Reggie Wayne, Indianapolis, AFC	104	1,510	14.5	10

## YEARLY STATISTICAL LEADERS

Year	Player, Team	No.	Yards	Avg.	TD
	Larry Fitzgerald, Arizona, NFC.....	100	1,409	14.1	10
2006	Chad Johnson, Cincinnati, AFC.....	87	1,369	15.7	7
	Roy Williams, Detroit, NFC.....	82	1,310	16.0	7
2005	Steve Smith, Carolina, NFC.....	103	1,563	15.2	12
	Chad Johnson, Cincinnati, AFC.....	97	1,432	14.8	9
2004	Muhsin Muhammad, Carolina, NFC.....	93	1,405	15.1	16
	Chad Johnson, Cincinnati, AFC.....	95	1,274	13.4	9
2003	Torry Holt, St.L. Rams, NFC.....	117	1,696	14.5	12
	Chad Johnson, Cincinnati, AFC.....	90	1,355	15.1	10
2002	Marvin Harrison, Indianapolis, AFC.....	143	1,722	12.0	11
	Randy Moss, Minnesota, NFC.....	106	1,347	12.7	7
2001	David Boston, Arizona, NFC.....	98	1,598	16.3	8
	Marvin Harrison, Indianapolis, AFC.....	109	1,524	14.0	15
2000	Torry Holt, St.L. Rams, NFC.....	82	1,635	19.9	6
	Rod Smith, Denver, AFC.....	100	1,602	16.0	8
1999	Marvin Harrison, Indianapolis, AFC.....	115	1,663	14.5	12
	Randy Moss, Minnesota, NFC.....	80	1,413	17.7	11
1998	Antonio Freeman, Green Bay, NFC.....	84	1,424	17.0	14
	Eric Moulds, Buffalo, AFC.....	67	1,368	20.4	9
1997	Rob Moore, Arizona, NFC.....	97	1,584	16.3	8
	Tim Brown, Oak. Raiders, AFC.....	104	1,408	13.5	5
1996	Isaac Bruce, St.L. Rams, NFC.....	84	1,338	15.9	7
	Jimmy Smith, Jacksonville, AFC.....	83	1,244	15.0	7
1995	Jerry Rice, San Francisco, NFC.....	122	1,848	15.1	15
	Tim Brown, Oak. Raiders, AFC.....	89	1,342	15.1	10
1994	Jerry Rice, San Francisco, NFC.....	112	1,499	13.4	13
	Tim Brown, L.A. Raiders, AFC.....	89	1,309	14.7	9
1993	Jerry Rice, San Francisco, NFC.....	98	1,503	15.3	15
	Tim Brown, L.A. Raiders, AFC.....	80	1,180	14.8	7
1992	Sterling Sharpe, Green Bay, NFC.....	108	1,461	13.5	13
	Anthony Miller, S.D. Chargers, AFC.....	72	1,060	14.7	7
1991	Michael Irvin, Dal. Cowboys, NFC.....	93	1,523	16.4	8
	Haywood Jeffries, Hou. Oilers, AFC.....	100	1,181	11.8	7
1990	Jerry Rice, San Francisco, NFC.....	100	1,502	15.0	13
	Haywood Jeffries, Hou. Oilers, AFC.....	74	1,048	14.2	8
1989	Jerry Rice, San Francisco, NFC.....	82	1,483	18.1	17
	Andre Reed, Buffalo, AFC.....	88	1,312	14.9	9
1988	Henry Ellard, L.A. Rams, NFC.....	86	1,414	16.4	10
	Eddie Brown, Cincinnati, AFC.....	53	1,273	24.0	9
1987	J.T. Smith, St.L. Cardinals, NFC.....	91	1,117	12.3	8
	Carlos Carson, Kansas City, AFC.....	55	1,044	19.0	7
1986	Jerry Rice, San Francisco, NFC.....	86	1,570	18.3	15
	Stanley Morgan, New England, AFC.....	84	1,491	17.8	10
1985	Steve Largent, Seattle, AFC.....	79	1,287	16.3	6
	Mike Quick, Philadelphia, NFC.....	73	1,247	17.1	11
1984	Roy Green, St.L. Cardinals, NFC.....	78	1,555	19.9	12
	John Stallworth, Pittsburgh, AFC.....	80	1,395	17.4	11
1983	Mike Quick, Philadelphia, NFC.....	69	1,409	20.4	13
	Carlos Carson, Kansas City, AFC.....	80	1,351	16.9	7
1982	Wes Chandler, S.D. Chargers, AFC.....	49	1,032	21.1	9
	Dwight Clark, San Francisco, NFC.....	60	913	15.2	5
1981	Alfred Jenkins, Atlanta, NFC.....	70	1,358	19.4	13
	Frank Lewis, Buffalo, AFC.....	70	1,244	17.8	4
	Steve Watson, Denver, AFC.....	60	1,244	20.7	13
1980	John Jefferson, S.D. Chargers, AFC.....	82	1,340	16.3	13
	James Lofton, Green Bay, NFC.....	71	1,226	17.3	4
1979	Steve Largent, Seattle, AFC.....	66	1,237	18.7	9
	Ahmad Rashad, Minnesota, NFC.....	80	1,156	14.5	9
1978	Wesley Walker, N.Y. Jets, AFC.....	48	1,169	24.4	8
	Harold Carmichael, Philadelphia, NFC.....	55	1,072	19.5	8
1977	Drew Pearson, Dal. Cowboys, NFC.....	48	870	18.1	2
	Ken Burrough, Hou. Oilers, AFC.....	43	816	19.0	8
1976	Roger Carr, Bal. Colts, AFC.....	43	1,112	25.9	11
	*Sammy White, Minnesota, NFC.....	51	906	17.8	10
1975	Ken Burrough, Hou. Oilers, AFC.....	53	1,063	20.1	8
	Mel Gray, St.L. Cardinals, NFC.....	48	926	19.3	11
1974	Cliff Branch, Oak. Raiders, AFC.....	60	1,092	18.2	13
	Drew Pearson, Dal. Cowboys, NFC.....	62	1,087	17.5	2
1973	Harold Carmichael, Philadelphia, NFC.....	67	1,116	16.7	9
	*Isaac Curtis, Cincinnati, AFC.....	45	843	18.7	9
1972	Harold Jackson, Philadelphia, NFC.....	62	1,048	16.9	4
	Rich Caster, N.Y. Jets, AFC.....	39	833	21.4	10
1971	Otis Taylor, Kansas City, AFC.....	57	1,110	19.5	7
	Gene Washington, San Francisco, NFC.....	46	884	19.2	4
1970	Gene Washington, San Francisco, NFC.....	53	1,100	20.8	12
	Marlin Briscoe, Buffalo, AFC.....	57	1,036	18.2	8
1969	Warren Wells, Oak. Raiders, AFL.....	47	1,260	26.8	14

## YEARLY STATISTICAL LEADERS

Year	Player, Team	No.	Yards	Avg.	TD
	Harold Jackson, Philadelphia, NFL	65	1,116	17.2	9
1968	Lance Alworth, S.D. Chargers, AFL	68	1,312	19.3	10
	Roy Jefferson, Pittsburgh, NFL	58	1,074	18.5	11
1967	Don Maynard, N.Y. Jets, AFL	71	1,434	20.3	10
	Ben Hawkins, Philadelphia, NFL	59	1,265	21.4	10
1966	Lance Alworth, S.D. Chargers, AFL	73	1,383	18.9	13
	Pat Studstill, Detroit, NFL	67	1,266	18.9	5
1965	Lance Alworth, S.D. Chargers, AFL	69	1,602	23.2	14
	Dave Parks, San Francisco, NFL	80	1,344	16.8	12
1964	Charlie Hennigan, Hou. Oilers, AFL	101	1,546	15.3	8
	Johnny Morris, Chi. Bears, NFL	93	1,200	12.9	10
1963	Bobby Mitchell, Washington, NFL	69	1,436	20.8	7
	Art Powell, Oak. Raiders, AFL	73	1,304	17.8	16
1962	Bobby Mitchell, Washington, NFL	72	1,384	19.2	11
	Art Powell, N.Y. Titans, AFL	64	1,130	17.6	8
1961	Charlie Hennigan, Hou. Oilers, AFL	82	1,746	21.3	12
	Tommy McDonald, Philadelphia, NFL	64	1,144	17.9	13
1960	*Bill Groman, Hou. Oilers, AFL	72	1,473	20.5	12
	Raymond Berry, Bal. Colts, NFL	74	1,298	17.5	10
1959	Raymond Berry, Bal. Colts	66	959	14.5	14
1958	Del Shofner, L.A. Rams	51	1,097	21.5	8
1957	Raymond Berry, Bal. Colts	47	800	17.0	6
1956	Billy Howton, Green Bay	55	1,188	21.6	12
1955	Pete Pihos, Philadelphia	62	864	13.9	7
1954	Bob Boyd, L.A. Rams	53	1,212	22.9	6
1953	Pete Pihos, Philadelphia	63	1,049	16.7	10
1952	*Billy Howton, Green Bay	53	1,231	23.2	13
1951	Elroy (Crazylegs) Hirsch, L.A. Rams	66	1,495	22.7	17
1950	Tom Fears, L.A. Rams	84	1,116	13.3	7
1949	Bob Mann, Detroit	66	1,014	15.4	4
1948	Mal Kutner, Chi. Cardinals	41	943	23.0	14
1947	Mal Kutner, Chi. Cardinals	43	944	21.9	7
1946	Jim Benton, L.A. Rams	63	981	15.5	6
1945	Jim Benton, Cle. Rams	45	1,067	23.7	8
1944	Don Hutson, Green Bay	58	866	14.6	9
1943	Don Hutson, Green Bay	47	776	16.5	11
1942	Don Hutson, Green Bay	74	1,211	16.4	17
1941	Don Hutson, Green Bay	58	738	12.7	10
1940	*Don Looney, Philadelphia	58	707	12.2	4
1939	Don Hutson, Green Bay	34	846	24.9	6
1938	Don Hutson, Green Bay	32	548	17.1	9
1937	*Gaynell Tinsley, Chi. Cardinals	36	675	18.8	5
1936	Don Hutson, Green Bay	34	526	15.5	8
1935	Charley Malone, Boston	22	433	19.7	2
1934	Harry Ebbing, Detroit	9	257	28.6	2
1933	*Paul Moss, Pittsburgh	13	283	21.8	2
1932	Ray Flaherty, N.Y. Giants	21	350	16.7	5

\*First season of professional football.

### ANNUAL PUNT RETURN LEADERS

Year	Player, Team	No.	Yards	Avg.	Long	TD
2023	*Darius Davis, L.A. Chargers, AFC	24	385	16.0	87	1
	Britain Covey, Philadelphia, NFC	29	417	14.4	54	0
2022	Avery Williams, Atlanta, NFC	18	292	16.2	56	0
	Marcus Jones, New England, AFC	29	362	12.5	84	1
2021	Devin Duvernay, Bal. Ravens, AFC	26	360	13.8	42	0
	Jakeem Grant, Chi. Bears, NFC	26	309	11.9	97	1
2020	Gunner Olszewski, New England, AFC	20	346	17.3	70	1
	Jabril Peppers, N.Y. Giants, NFC	15	187	12.5	42	0
2019	Diontae Johnson, Pittsburgh, AFC	20	248	12.4	85	1
	Deonte Harris, New Orleans, NFC	36	338	9.4	53	1
2018	Andre Roberts, N.Y. Jets, AFC	23	324	14.1	78	1
	Tarek Cohen, Chi. Bears, NFC	33	411	12.5	44	0
2017	*Jamal Agnew, Detroit, NFC	29	447	15.4	88	2
	Michael Campanaro, Bal. Ravens, AFC	27	291	10.8	77	1
2016	*Tyreek Hill, Kansas City, AFC	39	592	15.2	95	2
	Marcus Sherels, Minnesota, NFC	21	292	13.9	79	2
2015	*Rashad Greene, Jacksonville, AFC	18	301	16.7	73	1
	Darren Sproles, Philadelphia, NFC	38	446	11.7	89	2
2014	Darren Sproles, Philadelphia, NFC	39	506	13.0	82	2
	Adam Jones, Cincinnati, AFC	22	265	12.0	47	0
2013	Tandon Doss, Bal. Ravens, AFC	23	359	15.6	82	1
	Marcus Sherels, Minnesota, NFC	22	335	15.2	86	1
2012	Leodis McKelvin, Buffalo, AFC	23	431	18.7	88	2
	Dwayne Harris, Dal. Cowboys, NFC	22	354	16.1	78	1
2011	Devin Hester, Chi. Bears, NFC	28	454	16.2	82	2
	Javier Arenas, Kansas City, AFC	32	410	12.8	37	0
2010	Devin Hester, Chi. Bears, NFC	33	564	17.1	89	3

## YEARLY STATISTICAL LEADERS

Year	Player, Team	No.	Yards	Avg.	Long	TD
	Julian Edelman, New England, AFC	21	321	15.3	94	1
2009	DeSean Jackson, Philadelphia, NFC	29	441	15.2	85	2
	Wes Welker, New England, AFC	27	338	12.5	69	0
2008	Roscoe Parrish, Buffalo, AFC	21	322	15.3	63	1
	*Clifton Smith, Tampa Bay, NFC	23	324	14.1	70	1
2007	Roscoe Parrish, Buffalo, AFC	27	440	16.3	74	1
	Devin Hester, Chi. Bears, NFC	42	651	15.5	89	4
2006	Adam Jones, Tennessee, AFC	34	440	12.9	90	3
	*Devin Hester, Chi. Bears, NFC	47	600	12.8	84	3
2005	Reno Mahe, Philadelphia, AFC	21	269	12.8	44	0
	B.J. Sams, Bal. Ravens, AFC	33	401	12.2	51	0
2004	Eddie Drummond, Detroit, NFC	24	316	13.2	83	2
	Dennis Northcutt, Cle. Browns, AFC	36	432	12.0	44	0
2003	Dante Hall, Kansas City, AFC	29	472	16.3	93	2
	Brian Westbrook, Philadelphia, NFC	20	306	15.3	84	2
2002	Jimmy Williams, San Francisco, NFC	20	336	16.8	89	1
	Santana Moss, N.Y. Jets, AFC	25	413	16.5	63	2
2001	Troy Brown, New England, AFC	29	413	14.2	85	2
	Darrien Gordon, Atlanta, NFC	31	437	14.1	74	0
2000	Jermaine Lewis, Bal. Ravens, AFC	36	578	16.1	89	2
	Az-Zahir Hakim, St.L. Rams, NFC	32	489	15.3	86	1
1999	*Charlie Rogers, Seattle, AFC	22	318	14.5	94	1
	*Mac Cody, Arizona, NFC	32	373	11.7	31	0
1998	Deion Sanders, Dal. Cowboys, NFC	24	375	15.6	69	2
	Reggie Barlow, Jacksonville, AFC	43	555	12.9	85	1
1997	Jermaine Lewis, Bal. Ravens, AFC	28	437	15.6	89	2
	David Palmer, Minnesota, NFC	34	444	13.1	57	0
1996	Desmond Howard, Green Bay, NFC	58	875	15.1	92	3
	Darrien Gordon, S.D. Chargers, AFC	36	537	14.9	81	1
1995	David Palmer, Minnesota, NFC	26	342	13.2	74	1
	Andre Coleman, S.D. Chargers, AFC	28	326	11.6	88	1
1994	Brian Mitchell, Washington, NFC	32	452	14.1	78	2
	Darrien Gordon, S.D. Chargers, AFC	36	475	13.2	90	2
1993	*Tyrone Hughes, New Orleans, NFC	37	503	13.6	83	2
	Eric Metcalf, Cle. Browns, AFC	36	464	12.9	91	2
1992	Johnny Bailey, Phoenix, NFC	20	263	13.2	65	0
	Rod Woodson, Pittsburgh, AFC	32	364	11.4	80	1
1991	Mel Gray, Detroit, NFC	25	385	15.4	78	1
	Rod Woodson, Pittsburgh, AFC	28	320	11.4	40	0
1990	Clarence Verdin, Indianapolis, AFC	31	396	12.8	36	0
	*Johnny Bailey, Chi. Bears, NFC	36	399	11.1	95	1
1989	Walter Stanley, Detroit, NFC	36	496	13.8	74	0
	Clarence Verdin, Indianapolis, AFC	23	296	12.9	49	1
1988	John Taylor, San Francisco, NFC	44	556	12.6	95	2
	JoJo Townsell, N.Y. Jets, AFC	35	409	11.7	59	1
1987	Mel Gray, New Orleans, NFC	24	352	14.7	80	0
	Bobby Joe Edmonds, Seattle, AFC	20	251	12.6	40	0
1986	*Bobby Joe Edmonds, Seattle, AFC	34	419	12.3	75	1
	*Vai Sikahema, St.L. Cardinals, NFC	43	522	12.1	71	2
1985	Irving Fryar, New England, AFC	37	520	14.1	85	2
	Henry Ellard, L.A. Rams, NFC	37	501	13.5	80	1
1984	Mike Martin, Cincinnati, AFC	24	376	15.7	55	0
	Henry Ellard, L.A. Rams, NFC	30	403	13.4	83	2
1983	*Henry Ellard, L.A. Rams, NFC	16	217	13.6	72	1
	Kirk Springs, N.Y. Jets, AFC	23	287	12.5	76	1
1982	Rick Upchurch, Denver, AFC	15	242	16.1	78	2
	Billy Johnson, Atlanta, NFC	24	273	11.4	71	0
1981	LeRoy Irvin, L.A. Rams, NFC	46	615	13.4	84	3
	*James Brooks, S.D. Chargers, AFC	22	290	13.2	42	0
1980	J.T. Smith, Kansas City, AFC	40	581	14.5	75	2
	*Kenny Johnson, Atlanta, NFC	23	281	12.2	56	0
1979	John Sciarra, Philadelphia, NFC	16	182	11.4	38	0
	*Tony Nathan, Miami, AFC	28	306	10.9	86	1
1978	Rick Upchurch, Denver, AFC	36	493	13.7	75	1
	Jackie Wallace, L.A. Rams, NFC	52	618	11.9	58	0
1977	Billy Johnson, Hou. Oilers, AFC	35	539	15.4	87	2
	Larry Marshall, Philadelphia, NFC	46	489	10.6	48	0
1976	Rick Upchurch, Denver, AFC	39	536	13.7	92	4
	Eddie Brown, Washington, NFC	48	646	13.5	71	1
1975	Billy Johnson, Hou. Oilers, AFC	40	612	15.3	83	3
	Terry Metcalf, St.L. Cardinals, NFC	23	285	12.4	69	1
1974	Lemar Parrish, Cincinnati, AFC	18	338	18.8	90	2
	Dick Jauron, Detroit, NFC	17	286	16.8	58	0
1973	Bruce Taylor, San Francisco, NFC	15	207	13.8	61	0
	Ron Smith, S.D. Chargers, AFC	27	352	13.0	84	2
1972	Ken Ellis, Green Bay, NFC	14	215	15.4	80	1
	Chris Farasopoulos, N.Y. Jets, AFC	17	179	10.5	65	1
1971	Les (Speedy) Duncan, Washington, NFC	22	233	10.6	33	0

## YEARLY STATISTICAL LEADERS

Year	Player, Team	No.	Yards	Avg.	Long	TD
	Leroy Kelly, Cle. Browns, AFC	30	292	9.7	74	0
1970	Ed Podolak, Kansas City, AFC	23	311	13.5	60	0
	*Bruce Taylor, San Francisco, NFL	43	516	12.0	76	0
1969	Alvin Haymond, L.A. Rams, NFL	33	435	13.2	52	0
	*Bill Thompson, Denver, AFL	25	288	11.5	40	0
1968	Bob Hayes, Dal. Cowboys, NFL	15	312	20.8	90	2
	Noland Smith, Kansas City, AFL	18	270	15.0	80	1
1967	Floyd Little, Denver, AFL	16	270	16.9	72	1
	Ben Davis, Cle. Browns, NFL	18	229	12.7	52	1
1966	Les (Speedy) Duncan, S.D. Chargers, AFL	18	238	13.2	81	1
	Johnny Roland, St.L. Cardinals, NFL	20	221	11.1	86	1
1965	Leroy Kelly, Cle. Browns, NFL	17	265	15.6	67	2
	Les (Speedy) Duncan, S.D. Chargers, AFL	30	464	15.5	66	2
1964	Bobby Jancik, Hou. Oilers, AFL	12	220	18.3	82	1
	Tommy Watkins, Detroit, NFL	16	238	14.9	68	2
1963	Dick James, Washington, NFL	16	214	13.4	39	0
	Claude (Hoot) Gibson, Oak. Raiders, AFL	26	307	11.8	85	2
1962	Dick Christy, N.Y. Titans, AFL	15	250	16.7	73	2
	Pat Studstill, Detroit, NFL	29	457	15.8	44	0
1961	Dick Christy, N.Y. Titans, AFL	18	383	21.3	70	2
	Willie Wood, Green Bay, NFL	14	225	16.1	72	2
1960	*Abner Haynes, Dal. Texans, AFL	14	215	15.4	46	0
	Abe Woodson, San Francisco, NFL	13	174	13.4	48	0
1959	Johnny Morris, Chi. Bears	14	171	12.2	78	1
1958	Jon Arnett, L.A. Rams	18	223	12.4	58	0
1957	Bert Zagers, Washington	14	217	15.5	76	2
1956	Ken Konz, Cle. Browns	13	187	14.4	65	1
1955	Ollie Matson, Chi. Cardinals	13	245	18.8	78	2
1954	*Veryl Switzer, Green Bay	24	306	12.8	93	1
1953	Charley Trippi, Chi. Cardinals	21	239	11.4	38	0
1952	Jack Christiansen, Detroit	15	322	21.5	79	2
1951	Claude (Buddy) Young, N.Y. Yanks	12	231	19.3	79	1
1950	*Herb Rich, Bal. Colts	12	276	23.0	86	1
1949	Verda (Vitamin T) Smith, L.A. Rams	27	427	15.8	85	1
1948	George McAfee, Chi. Bears	30	417	13.9	60	1
1947	*Walt Slater, Pittsburgh	28	435	15.5	33	0
1946	Bill Dudley, Pittsburgh	27	385	14.3	52	0
1945	*Dave Ryan, Detroit	15	220	14.7	56	0
1944	*Steve Van Buren, Philadelphia	15	230	15.3	55	1
1943	Andy Farkas, Washington	15	168	11.2	33	0
1942	Merlyn Condit, Brooklyn	21	210	10.0	23	0
1941	Byron (Whizzer) White, Detroit	19	262	13.8	64	0

\*First season of professional football.

### ANNUAL KICKOFF RETURN LEADERS

Year	Player, Team	No.	Yards	Avg.	Long	TD
2023	Keisean Nixon, Green Bay, NFC	30	782	26.1	51	0
	*Xavier Gipson, N.Y. Jets, AFC	22	511	23.2	34	0
2022	Dallis Flowers, Indianapolis, AFC	23	715	31.1	89	0
	Keisean Nixon, Green Bay, NFC	35	1,009	28.8	105	1
2021	Braxton Berrios, N.Y. Jets, AFC	28	852	30.4	102	1
	DeAndre Carter, Washington, NFC	36	904	25.1	101	1
2020	Andre Roberts, Buffalo, AFC	32	961	30.0	60	0
	Cordarrelle Patterson, Chi. Bears, NFC	35	1,017	29.1	104	1
2019	Brandon Wilson, Cincinnati, AFC	20	625	31.3	92	1
	Cordarrelle Patterson, Chi. Bears, NFC	28	825	29.5	102	1
2018	Darius Jennings, Tennessee, AFC	22	698	31.7	94	1
	Corey Coleman, N.Y. Giants, NFC	23	598	26.0	51	0
2017	Pharoh Cooper, L.A. Rams, NFC	34	932	27.4	103	1
	Dion Lewis, New England, AFC	23	570	24.8	103	1
2016	Cordarrelle Patterson, Minnesota, NFC	25	792	31.7	104	1
	*Alex Erickson, Cincinnati, AFC	29	810	27.9	84	0
2015	Cordarrelle Patterson, Minnesota, NFC	32	1,019	31.8	101	2
	Quan Bray, Indianapolis, AFC	21	570	27.1	60	0
2014	Adam Jones, Cincinnati, AFC	27	844	31.3	97	0
	Benny Cunningham, St.L. Rams, NFC	35	963	27.5	75	0
2013	*Cordarrelle Patterson, Minnesota, NFC	43	1,393	32.4	109	2
	Quintin Demps, Kansas City, AFC	33	992	30.1	95	1
2012	Jacoby Jones, Bal. Ravens, AFC	38	1,167	30.7	108	2
	Leon Washington, Seattle, NFC	27	784	29.0	98	1
2011	Joe McKnight, N.Y. Jets, AFC	34	1,073	31.6	107	1
	*Randall Cobb, Green Bay, NFC	34	941	27.7	108	1
2010	*David Reed, Bal. Ravens, AFC	21	616	29.3	103	1
	Eric Weems, Atlanta, NFC	40	1,100	27.5	102	1
2009	Clifton Smith, Tampa Bay, NFC	31	902	29.1	83	0
	Josh Cribbs, Cle. Browns, AFC	56	1,542	27.5	103	3
2008	Danieal Manning, Chi. Bears, NFC	36	1,070	29.7	83	1

## YEARLY STATISTICAL LEADERS

Year	Player, Team	No.	Yards	Avg.	Long	TD
	Ellis Hobbs, New England, AFC	45	1,281	28.5	95	1
2007	Josh Cribbs, Cle. Browns, AFC	59	1,809	30.7	100	2
	*Aundrae Allison, Minnesota, NFC	20	574	28.7	104	1
2006	Justin Miller, N.Y. Jets, AFC	46	1,304	28.3	103	2
	*Devin Hester, Chi. Bears, NFC	20	528	26.4	96	2
2005	Terrence McGee, Buffalo, AFC	46	1,391	30.2	99	1
	Koren Robinson, Minnesota, NFC	47	1,221	26.0	86	1
2004	Willie Ponder, N.Y. Giants, NFC	36	967	26.9	91	1
	Terrence McGee, Buffalo, AFC	52	1,370	26.3	104	3
2003	Jerry Azumah, Chi. Bears, NFC	41	1,191	29.0	89	2
	*Bethel Johnson, New England, AFC	30	847	28.2	92	1
2002	MarTay Jenkins, Arizona, NFC	20	559	28.0	95	1
	Kevin Faulk, New England, AFC	26	725	27.9	87	2
2001	Ronney Jenkins, S.D. Chargers, AFC	58	1,541	26.6	93	2
	*Steve Smith, Carolina, NFC	56	1,431	25.6	99	2
2000	*Darrick Vaughn, Atlanta, AFC	39	1,082	27.7	100	3
	Derrick Mason, Tennessee, AFC	42	1,132	27.0	66	0
1999	Tony Horne, St.L. Rams, NFC	30	892	29.7	101	2
	Tremain Mack, Cincinnati, AFC	51	1,382	27.1	99	1
1998	*Terry Fair, Detroit, NFC	51	1,428	28.0	105	2
	Corey Harris, Bal. Ravens, AFC	35	965	27.6	95	1
1997	Michael Bates, Carolina, NFC	47	1,281	27.3	56	0
	Aaron Glenn, N.Y. Jets, AFC	28	741	26.5	96	1
1996	Michael Bates, Carolina, NFC	33	998	30.2	93	1
	Tamarick Vanover, Kansas City, AFC	33	854	25.9	97	1
1995	Ron Carpenter, N.Y. Jets, AFC	20	553	27.7	58	0
	Brian Mitchell, Washington, NFC	55	1,408	25.6	59	0
1994	Mel Gray, Detroit, NFC	45	1,276	28.4	102	3
	Randy Baldwin, Cle. Browns, AFC	28	753	26.9	85	1
1993	Robert Brooks, Green Bay, NFC	23	611	26.6	95	1
	*Raghib Ismail, L.A. Raiders, AFC	25	605	24.2	66	0
1992	Jon Vaughn, New England, AFC	20	564	28.2	100	1
	Deion Sanders, Atlanta, NFC	40	1,067	26.7	99	2
1991	Mel Gray, Detroit, NFC	36	929	25.8	71	0
	Nate Lewis, S.D. Chargers, AFC	23	578	25.1	95	1
1990	Kevin Clark, Denver, AFC	20	505	25.3	75	0
	David Meggett, N.Y. Giants, NFC	21	492	23.4	58	0
1989	Rod Woodson, Pittsburgh, AFC	36	982	27.3	84	1
	Mel Gray, Detroit, NFC	24	640	26.7	57	0
1988	*Tim Brown, L.A. Raiders, AFC	41	1,098	26.8	97	1
	Donnie Elder, Tampa Bay, NFC	34	772	22.7	51	0
1987	Sylvester Stamps, Atlanta, NFC	24	660	27.5	97	1
	Paul Palmer, Kansas City, AFC	38	923	24.3	95	2
1986	Dennis Gentry, Chi. Bears, NFC	20	576	28.8	91	1
	Lupe Sanchez, Pittsburgh, AFC	25	591	23.6	64	0
1985	Ron Brown, L.A. Rams, NFC	28	918	32.8	98	3
	Glen Young, Cle. Browns, AFC	35	898	25.7	63	0
1984	*Bobby Humphery, N.Y. Jets, AFC	22	675	30.7	97	1
	Barry Redden, L.A. Rams, NFC	23	530	23.0	40	0
1983	Fulton Walker, Miami, AFC	36	962	26.7	78	0
	Darrin Nelson, Minnesota, NFC	18	445	24.7	50	0
1982	*Mike Mosley, Buffalo, AFC	18	487	27.1	66	0
	Alvin Hall, Detroit, NFC	16	426	26.6	96	1
1981	Mike Nelms, Washington, AFC	37	1,099	29.7	84	0
	Carl Roaches, Hou. Oilers, AFC	28	769	27.5	96	1
1980	Horace Ivory, New England, AFC	36	992	27.6	98	1
	Rich Mauti, New Orleans, NFC	31	798	25.7	52	0
1979	Larry Brunson, Oak. Raiders, AFC	17	441	25.9	89	0
	Jimmy Edwards, Minnesota, NFC	44	1,103	25.1	83	0
1978	Steve Odom, Green Bay, NFC	25	677	27.1	95	1
	*Keith Wright, Cle. Browns, AFC	30	789	26.3	86	0
1977	*Raymond Clayborn, New England, AFC	28	869	31.0	101	3
	*Wilbert Montgomery, Philadelphia, NFC	23	619	26.9	99	1
1976	*Duriel Harris, Miami, AFC	17	559	32.9	69	0
	Cullen Bryant, L.A. Rams, NFC	16	459	28.7	90	1
1975	*Walter Payton, Chi. Bears, NFC	14	444	31.7	70	0
	Harold Hart, Oak. Raiders, AFC	17	518	30.5	102	1
1974	Terry Metcalf, St.L. Cardinals, NFC	20	623	31.2	94	1
	Greg Pruitt, Cle. Browns, AFC	22	606	27.5	88	1
1973	Carl Garrett, Chi. Bears, NFC	16	486	30.4	67	0
	*Wallace Francis, Buffalo, AFC	23	687	29.9	101	2
1972	Ron Smith, Chi. Bears, NFC	30	924	30.8	94	1
	*Bruce Laird, Bal. Colts, AFC	29	843	29.1	73	0
1971	Travis Williams, L.A. Rams, NFC	25	743	29.7	105	1
	Eugene (Mercury) Morris, Miami, AFC	15	423	28.2	94	1
1970	Jim Duncan, Bal. Colts, AFC	20	707	35.4	99	1
	Cecil Turner, Chi. Bears, NFC	23	752	32.7	96	4

## YEARLY STATISTICAL LEADERS

Year	Player, Team	No.	Yards	Avg.	Long	TD
1969	Bobby Williams, Detroit, NFL	17	563	33.1	96	1
	*Bill Thompson, Denver, AFL	18	513	28.5	63	0
1968	Preston Pearson, Bal. Colts, NFL	15	527	35.1	102	2
	*George Atkinson, Oak. Raiders, AFL	32	802	25.1	60	0
1967	*Travis Williams, Green Bay, NFL	18	739	41.1	104	4
	*Zeke Moore, Hou. Oilers, AFL	14	405	28.9	92	1
1966	Gale Sayers, Chi. Bears, NFL	23	718	31.2	93	2
	*Goldie Sellers, Denver, AFL	19	541	28.5	100	2
1965	Tommy Watkins, Detroit, NFL	17	584	34.4	94	0
	Abner Haynes, Denver, AFL	34	901	26.5	60	0
1964	*Clarence Childs, N.Y. Giants, NFL	34	987	29.0	100	1
	Bo Roberson, Oak. Raiders, AFL	36	975	27.1	59	0
1963	Abe Woodson, San Francisco, NFL	29	935	32.2	103	3
	Bobby Jancik, Hou. Oilers, AFL	45	1,317	29.3	53	0
1962	Abe Woodson, San Francisco, NFL	37	1,157	31.3	79	0
	*Bobby Jancik, Hou. Oilers, AFL	24	826	30.3	61	0
1961	Dick Bass, L.A. Rams, NFL	23	698	30.3	64	0
	*Dave Grayson, Dall. Texans, AFL	16	453	28.3	73	0
1960	*Tom Moore, Green Bay, NFL	12	397	33.1	84	0
	Ken Hall, Hou. Oilers, AFL	19	594	31.3	104	1
1959	Abe Woodson, San Francisco	13	382	29.4	105	1
1958	Ollie Matson, Chi. Cardinals	14	497	35.5	101	2
1957	*Jon Arnett, L.A. Rams	18	504	28.0	98	1
1956	*Tom Wilson, L.A. Rams	15	477	31.8	103	1
1955	Al Carmichael, Green Bay	14	418	29.9	100	1
1954	Billy Reynolds, Cle. Browns	14	413	29.5	51	0
1953	Joe Arenas, San Francisco	16	551	34.4	82	0
1952	Lynn Chandnois, Pittsburgh	17	599	35.2	93	2
1951	Lynn Chandnois, Pittsburgh	12	390	32.5	55	0
1950	Verda (Vitamin T) Smith, L.A. Rams	22	742	33.7	97	3
1949	*Don Doll, Detroit	21	536	25.5	56	0
1948	*Joe Scott, N.Y. Giants	20	569	28.5	99	1
1947	Eddie Saenz, Washington	29	797	27.5	94	2
1946	Abe Karnofsky, Boston	21	599	28.5	97	1
1945	Steve Van Buren, Philadelphia	13	373	28.7	98	1
1944	Bob Thurbon, Card.-Pitt	12	291	24.3	55	0
1943	Ken Heineman, Brooklyn	16	444	27.8	69	0
1942	Marshall Goldberg, Chi. Cardinals	15	393	26.2	95	1
1941	Marshall Goldberg, Chi. Cardinals	12	290	24.2	41	0

\*First season of professional football

# YEARLY STATISTICAL LEADERS

## ANNUAL INTERCEPTION LEADERS

Year	Player, Team	No.	Yards	TD	Year	Player, Team	No.	Yards	TD
2023	DaRon Bland, Dal. Cowboys, NFC.....	9	209	5	1998	Ty Law, New England, AFC.....	9	133	1
	Geno Stone, Baltimore, AFC.....	7	101	0		Kwamie Lassiter, Arizona, NFC.....	8	80	0
2022	Minkah Fitzpatrick, Pittsburgh, AFC.....	6	94	1	1997	Ryan McNeil, St.L. Rams, NFC.....	9	127	1
	Justin Simmons, Denver, AFC.....	6	51	0		Mark McMillian, Kansas City, AFC.....	8	274	3
	Chauncey Gardner-Johnson, Philadelphia, NFC.....	6	54	0		Darryl Williams, Seattle, AFC.....	8	172	1
	*Tariq Woolen, Seattle, NFC.....	6	47	1	1996	Tyrone Braxton, Denver, AFC.....	9	128	1
2021	Trevon Diggs, Dal. Cowboys, NFC.....	11	142	2		Keith Lyle, St.L. Rams, NFC.....	9	152	0
	J.C. Jackson, New England, AFC.....	8	92	1	1995	*Orlando Thomas, Minnesota, AFC.....	9	108	1
2020	Xavier Howard, Miami, AFC.....	10	77	0		Willie Williams, Pittsburgh, AFC.....	7	122	1
	Harrison Smith, Minnesota, NFC.....	5	33	0	1994	Eric Turner, Cle. Browns, AFC.....	9	199	1
	Quandre Diggs, Seattle, NFC.....	5	57	0		Aeneas Williams, Arizona, NFC.....	9	89	0
2019	Stephon Gilmore, New England, AFC.....	6	126	2	1993	Eugene Robinson, Seattle, AFC.....	9	80	0
	Tre'Davious White, Buffalo, AFC.....	6	57	0		Nate Odomes, Buffalo, AFC.....	9	65	0
	Anthony Harris, Minnesota, NFC.....	6	42	1		Deion Sanders, Atlanta, NFC.....	7	91	0
2018	Xavier Howard, Miami, AFC.....	7	52	0	1992	Henry Jones, Buffalo, AFC.....	8	263	2
	Damontae Kazee, Atlanta, NFC.....	7	54	0		Audray McMillian, Minnesota, NFC.....	8	157	2
	Kyle Fuller, Chi. Bears, NFC.....	7	52	0	1991	Ronnie Lott, L.A. Raiders, AFC.....	8	52	0
2017	Kevin Byard, Tennessee, AFC.....	8	130	0		Ray Crockett, Detroit, NFC.....	6	141	1
	Darius Slay, Detroit, NFC.....	8	73	0		Deion Sanders, Atlanta, NFC.....	6	119	1
2016	Casey Hayward, S.D. Chargers, AFC.....	7	102	1		*Aeneas Williams, Phoenix, NFC.....	6	60	0
	Dominique Rodgers-Cromartie, N.Y. Giants, NFC.....	6	28	0		Tim McKyer, Atlanta, NFC.....	6	24	0
2015	Reggie Nelson, Cincinnati, AFC.....	8	115	0	1990	*Mark Carrier, Chi. Bears, NFC.....	10	39	0
	*Marcus Peters, Kansas City, AFC.....	8	280	2		Richard Johnson, Hou. Oilers, AFC.....	8	100	1
	Kurt Coleman, Carolina, NFC.....	7	89	1	1989	Felix Wright, Cle. Browns, AFC.....	9	91	1
	Trumaine Johnson, St.L. Rams, NFC.....	7	136	1		Eric Allen, Philadelphia, NFC.....	8	38	0
2014	Glover Quin, Detroit, NFC.....	7	117	0	1988	Scott Case, Atlanta, NFC.....	10	47	0
	Tashaun Gipson, Cle. Browns, AFC.....	6	158	1		Erik McMillan, N.Y. Jets, AFC.....	8	168	2
2013	Richard Sherman, Seattle, NFC.....	8	125	1	1987	Barry Wilburn, Washington, NFC.....	9	135	1
	Tashaun Gipson, Cle. Browns, AFC.....	5	143	1		Mike Prior, Indianapolis, AFC.....	6	57	0
	*Logan Ryan, New England, AFC.....	5	82	1		Mark Kelso, Buffalo, AFC.....	6	25	0
	Alterraun Verner, Tennessee, AFC.....	5	68	1		Keith Bostic, Hou. Oilers, AFC.....	6	-14	0
2012	Tim Jennings, Chi. Bears, NFC.....	9	105	1	1986	Ronnie Lott, San Francisco, NFC.....	10	134	1
	Jairus Byrd, Buffalo, AFC.....	5	81	0		Deron Cherry, Kansas City, AFC.....	9	150	0
	Devin McCourty, New England, AFC.....	5	53	0	1985	Everson Walls, Dal. Cowboys, NFC.....	9	31	0
2011	Kyle Arrington, New England, AFC.....	7	92	0		Albert Lewis, Kansas City, AFC.....	8	59	0
	Eric Weddle, S.D. Chargers, AFC.....	7	89	0		Eugene Daniel, Indianapolis, AFC.....	8	53	0
	Charles Woodson, Green Bay, NFC.....	7	63	1	1984	Ken Easley, Seattle, AFC.....	10	126	2
2010	Ed Reed, Bal. Ravens, AFC.....	8	183	0		*Tom Flynn, Green Bay, NFC.....	9	106	0
	Asante Samuel, Philadelphia, NFC.....	7	70	0	1983	Mark Murphy, Washington, NFC.....	9	127	0
2009	*Jairus Byrd, Buffalo, AFC.....	9	118	0		Ken Riley, Cincinnati, AFC.....	8	89	2
	Asante Samuel, Philadelphia, NFC.....	9	117	0		Vann McElroy, L.A. Raiders, AFC.....	8	68	0
	Darren Sharper, New Orleans, NFC.....	9	376	3	1982	Everson Walls, Dal. Cowboys, NFC.....	7	61	0
	Charles Woodson, Green Bay, NFC.....	9	179	3		Ken Riley, Cincinnati, AFC.....	5	88	1
2008	Ed Reed, Bal. Ravens, AFC.....	9	264	2		Bobby Jackson, N.Y. Jets, AFC.....	5	84	1
	Nick Collins, Green Bay, NFC.....	7	295	3		Dwayne Woodruff, Pittsburgh, AFC.....	5	53	0
	Charles Woodson, Green Bay, NFC.....	7	169	2		Donnie Shell, Pittsburgh, AFC.....	5	27	0
2007	Antonio Cromartie, S.D. Chargers, AFC.....	10	144	1	1981	*Everson Walls, Dal. Cowboys, NFC.....	11	133	0
	O.J. Atogwe, St.L. Rams, NFC.....	8	125	1		John Harris, Seattle, AFC.....	10	155	2
2006	Champ Bailey, Denver, AFC.....	10	162	1	1980	Lester Hayes, Oak. Raiders, AFC.....	13	273	1
	Asante Samuel, New England, AFC.....	10	120	0		Nolan Cromwell, L.A. Rams, NFC.....	8	140	1
	Walt Harris, San Francisco, NFC.....	8	84	1	1979	Mike Reinfield, Hou. Oilers, AFC.....	12	205	0
	Charles Woodson, Green Bay, NFC.....	8	61	1		Lemar Parrish, Washington, NFC.....	9	65	0
2005	Ty Law, N.Y. Jets, AFC.....	10	195	1	1978	Thom Darden, Cle. Browns, AFC.....	10	200	0
	Deltha O'Neal, Cincinnati, AFC.....	10	103	0		Ken Stone, St.L. Cardinals, NFC.....	9	139	0
	Darren Sharper, Minnesota, NFC.....	9	276	2		Willie Buchanon, Green Bay, NFC.....	9	93	1
2004	Ed Reed, Bal. Ravens, AFC.....	9	358	1	1977	Lyle Blackwood, Bal. Colts, AFC.....	10	163	0
	Ken Lucas, Seattle, NFC.....	6	46	1		Rolland Lawrence, Atlanta, NFC.....	7	138	0
	*Chris Gamble, Carolina, NFC.....	6	15	0	1976	Monte Jackson, L.A. Rams, NFC.....	10	173	3
2003	Tony Parrish, San Francisco, NFC.....	9	202	0		Ken Riley, Cincinnati, AFC.....	9	141	1
	Brian Russell, Minnesota, NFC.....	9	185	0	1975	Mel Blount, Pittsburgh, AFC.....	11	121	0
	Ed Reed, Bal. Ravens, AFC.....	7	132	1		Paul Krause, Minnesota, NFC.....	10	201	0
	Marcus Coleman, Hou. Texans, AFC.....	7	95	0	1974	Emmitt Thomas, Kansas City, AFC.....	12	214	2
	Patrick Surtain, Miami, AFC.....	7	59	0		Ray Brown, Atlanta, NFC.....	8	164	1
2002	Rod Woodson, Oak. Raiders, AFC.....	8	225	2	1973	Dick Anderson, Miami, AFC.....	8	163	2
	Brian Kelly, Tampa Bay, NFC.....	8	68	0		Mike Wagner, Pittsburgh, AFC.....	8	134	0
2001	*Anthony Henry, Cle. Browns, AFC.....	10	177	1		Bobby Bryant, Minnesota, NFC.....	7	105	1
	Ronde Barber, Tampa Bay, NFC.....	10	86	1	1972	Bill Bradley, Philadelphia, NFC.....	9	73	0
2000	Darren Sharper, Green Bay, NFC.....	9	109	0		Mike Sensibaugh, Kansas City, AFC.....	8	65	0
	Samari Rolle, Tennessee, AFC.....	7	140	1	1971	Bill Bradley, Philadelphia, NFC.....	11	248	0
	Brian Walker, Miami, AFC.....	7	80	0		Ken Houston, Hou. Oilers, AFC.....	9	220	4
1999	Rod Woodson, Bal. Ravens, AFC.....	7	195	2	1970	Johnny Robinson, Kansas City, AFC.....	10	155	0
	Sam Madison, Miami, AFC.....	7	164	1		Dick LeBeau, Detroit, NFC.....	9	96	0
	James Hasty, Kansas City, AFC.....	7	98	2	1969	Mel Renfro, Dal. Cowboys, NFL.....	10	118	0
	Donnie Abraham, Tampa Bay, NFC.....	7	115	2		Emmitt Thomas, Kansas City, AFL.....	9	146	1
	Troy Vincent, Philadelphia, NFC.....	7	91	0	1968	Dave Grayson, Oak. Raiders, AFL.....	10	195	1
						Willie Williams, N.Y. Giants, NFL.....	10	103	0



# YEARLY STATISTICAL LEADERS

Year	Player, Team	No.	Yards	TD	Year	Player, Team	No.	Avg.	Long
1967	Miller Farr, Hou. Oilers, AFL	10	264	3		Thomas Morstead, New Orleans, NFC	74	50.1	70
	*Lem Barney, Detroit, NFL	10	232	3	2011	Andy Lee, San Francisco, NFC	78	50.9	68
	Tom Janik, Buffalo, AFL	10	222	2		Shane Lechler, Oak. Raiders, AFC	78	50.8	80
	Dave Whitsell, New Orleans, NFL	10	178	2	2010	Mat McBriar, Dal. Cowboys, NFC	65	47.9	65
	Dick Westmoreland, Miami, AFL	10	127	1		Shane Lechler, Oak. Raiders, AFC	77	47.0	68
1966	Larry Wilson, St.L. Cardinals, NFL	10	180	2	2009	Shane Lechler, Oak. Raiders, AFC	96	51.1	70
	Johnny Robinson, Kansas City, AFL	10	136	1		Andy Lee, San Francisco, NFC	99	47.6	64
	Bobby Hunt, Kansas City, AFL	10	113	0	2008	Donnie Jones, St.L. Rams, NFC	82	50.0	68
1965	W.K. Hicks, Hou. Oilers, AFL	9	156	0		Shane Lechler, Oak. Raiders, AFC	90	48.8	70
	Bobby Boyd, Bal. Colts, NFL	9	78	1	2007	Shane Lechler, Oak. Raiders, AFC	73	49.1	70
1964	Dainard Paulson, N.Y. Jets, AFL	12	157	1		Andy Lee, San Francisco, NFC	105	47.3	74
	*Paul Krause, Washington, NFL	12	140	1	2006	Mat McBriar, Dal. Cowboys, NFC	56	48.2	75
1963	Fred Glick, Hou. Oilers, AFL	12	180	1		Shane Lechler, Oak. Raiders, AFC	77	47.5	67
	Dick Lynch, N.Y. Giants, NFL	9	251	3	2005	Brian Moorman, Buffalo, AFC	71	45.7	68
	Roosevelt Taylor, Chi. Bears, NFL	9	172	1		Josh Bidwell, Tampa Bay, NFC	90	45.6	61
1962	Lee Riley, N.Y. Titans, AFL	11	122	0	2004	Shane Lechler, Oak. Raiders, AFC	73	46.7	67
	Willie Wood, Green Bay, NFL	9	132	0		Tom Tupa, Washington, NFC	103	44.1	61
1961	Billy Atkins, Buffalo, AFL	10	158	0	2003	Shane Lechler, Oak. Raiders, AFC	96	46.9	73
	Dick Lynch, N.Y. Giants, NFL	9	60	0		Todd Sauerbrun, Carolina, NFC	77	44.6	64
1960	*Austin (Goose) Gonsoulin, Denver, AFL	11	98	0	2002	Todd Sauerbrun, Carolina, NFC	104	45.5	67
	Dave Baker, San Francisco, NFL	10	96	0		Chris Hanson, Jacksonville, AFC	81	44.2	64
	Jerry Norton, St.L. Cardinals, NFL	10	96	0	2001	Todd Sauerbrun, Carolina, NFC	93	47.5	73
1959	Dean Derby, Pittsburgh	7	127	0		Shane Lechler, Oak. Raiders, AFC	73	46.2	65
	Milt Davis, Bal. Colts	7	119	1	2000	Darren Bennett, S.D. Chargers, AFC	92	46.2	66
	Don Shinnick, Bal. Colts	7	70	0		Mitch Berger, Minnesota, NFC	62	44.7	60
1958	Jim Patton, N.Y. Giants	11	183	0	1999	Tom Rouen, Denver, AFC	84	46.5	65
1957	Milt Davis, Bal. Colts	10	219	2		Mitch Berger, Minnesota, NFC	61	45.4	75
	Jack Christiansen, Detroit	10	137	1	1998	Craig Henrich, Tennessee, AFC	69	47.2	71
	Jack Butler, Pittsburgh	10	85	0		Mark Royals, New Orleans, NFC	88	45.6	64
1956	Linden Crow, Chi. Cardinals	11	170	0	1997	Mark Royals, New Orleans, NFC	88	45.9	66
1955	Will Sherman, L.A. Rams	11	101	0		Tom Tupa, New England, AFC	78	45.8	73
1954	Dick (Night Train) Lane, Chi. Cardinals	10	181	0	1996	John Kidd, Miami, AFC	78	46.3	63
1953	Jack Christiansen, Detroit	12	238	1		Matt Turk, Washington, NFC	75	45.1	63
1952	*Dick (Night Train) Lane, L.A. Rams	14	298	2	1995	Rick Tuten, Seattle, AFC	83	45.0	73
1951	Otto Schnellbacher, N.Y. Giants	11	194	2		Sean Landeta, St.L. Rams, NFC	83	44.3	63
1950	Orban (Spec) Sanders, N.Y. Yanks	13	199	0	1994	Sean Landeta, L.A. Rams, NFC	78	44.8	62
1949	Bob Nussbaumer, Chi. Cardinals	12	157	0		Jeff Gossett, L.A. Raiders, AFC	77	43.9	65
1948	*Dan Sandifer, Washington	13	258	2	1993	Greg Montgomery, Hou. Oilers, AFC	54	45.6	77
1947	Frank Reagan, N.Y. Giants	10	203	0		Jim Arnold, Detroit, NFC	72	44.5	68
	Frank Seno, Boston	10	100	0	1992	Greg Montgomery, Hou. Oilers, AFC	53	46.9	66
1946	Bill Dudley, Pittsburgh	10	242	1		Harry Newsome, Minnesota, AFC	72	45.0	84
1945	Roy Zimmerman, Philadelphia	7	90	0	1991	Reggie Roby, Miami, AFC	54	45.7	64
1944	*Howard Livingston, N.Y. Giants	9	172	1		Harry Newsome, Minnesota, AFC	68	45.5	65
1943	Sammy Baugh, Washington	11	112	0	1990	Mike Horan, Denver, AFC	58	44.4	67
1942	Clyde (Bulldog) Turner, Chi. Bears	8	96	1		Sean Landeta, N.Y. Giants, NFC	75	44.1	67
1941	Marshall Goldberg, Chi. Cardinals	7	54	0	1989	Rich Camarillo, Phoenix, NFC	76	43.4	58
	*Art Jones, Pittsburgh	7	35	0		Greg Montgomery, Hou. Oilers, AFC	56	43.3	63
1940	Clarence (Ace) Parker, Brooklyn	6	146	1	1988	Harry Newsome, Pittsburgh, AFC	65	45.4	62
	Kent Ryan, Detroit	6	65	0		Jim Arnold, Detroit, NFC	97	42.4	69
	Don Hutson, Green Bay	6	24	0	1987	Rick Donnelly, Atlanta, NFC	61	44.0	62
						Ralf Mojsiejenko, S.D. Chargers, AFC	67	42.9	57
					1986	Rohn Stark, Indianapolis, AFC	76	45.2	63
						Sean Landeta, N.Y. Giants, NFC	79	44.8	61
					1985	Rohn Stark, Indianapolis, AFC	78	45.9	68
						*Rick Donnelly, Atlanta, NFC	59	43.6	68
					1984	Jim Arnold, Kansas City, AFC	98	44.9	63
						*Brian Hansen, New Orleans, NFC	69	43.8	66
					1983	Rohn Stark, Bal. Colts, AFC	91	45.3	68
						Frank Garcia, Tampa Bay, NFC	95	42.2	64
					1982	Luke Prestridge, Denver, AFC	45	45.0	65
						Cari Birdsong, St.L. Cardinals, NFC	54	43.8	65
					1981	Pat McNally, Cincinnati, AFC	72	45.4	62
						Tom Skladany, Detroit, NFC	64	43.5	74
					1980	Dave Jennings, N.Y. Giants, NFC	94	44.8	63
						Luke Prestridge, Denver, AFC	70	43.9	57
					1979	*Bob Grupp, Kansas City, AFC	89	43.6	74
						Dave Jennings, N.Y. Giants, NFC	104	42.7	72
					1978	Pat McNally, Cincinnati, AFC	91	43.1	65
						*Tom Skladany, Detroit, NFC	86	42.5	63
					1977	Ray Guy, Oak. Raiders, AFC	59	43.3	74
						Tom Blanchard, New Orleans, NFC	82	42.4	66
					1976	Mary Bateman, Buffalo, AFC	86	42.8	78
						John James, Atlanta, NFC	101	42.1	67
					1975	Ray Guy, Oak. Raiders, AFC	68	43.8	64
						Herman Weaver, Detroit, NFC	80	42.0	61
					1974	Ray Guy, Oak. Raiders, AFC	74	42.2	66
						Tom Blanchard, New Orleans, NFC	88	42.1	71

\*First season of professional football.

## ANNUAL PUNTING LEADERS

Year	Player, Team	No.	Avg.	Long
2023	Ryan Stonehouse, Tennessee, AFC	53	53.1	74
	Bryan Anger, Dal. Cowboys, NFC	44	51.4	63
2022	*Ryan Stonehouse, Tennessee, AFC	90	53.1	74
	*Jake Camarda, Tampa Bay, NFC	79	48.8	74
2021	A.J. Cole, Las Vegas, AFC	64	50.0	71
	Jack Fox, Detroit, NFC	65	49.2	70
2020	Corey Bojorquez, Buffalo, AFC	41	50.8	72
	Michael Dickson, Seattle, NFC	61	49.6	67
2019	Tress Way, Washington, NFC	79	49.6	79
	Brett Kern, Tennessee, AFC	78	47.1	70
2018	Andy Lee, Arizona, NFC	94	48.6	64
	Sam Koch, Bal. Ravens, AFC	60	47.4	65
2017	Brett Kern, Tennessee, AFC	75	49.7	74
	Johnny Hekker, L.A. Rams, NFC	65	47.9	70
2016	Pat McAfee, Indianapolis, AFC	55	49.3	74
	Sam Martin, Detroit, NFC	62	48.5	63
2015	Johnny Hekker, St.L. Rams, NFC	96	47.9	68
	Pat McAfee, Indianapolis, AFC	85	47.7	63
2014	*Tress Way, Washington, NFC	77	47.5	77
	Bryan Anger, Jacksonville, AFC	94	47.5	69
2013	Marquette King, Oak. Raiders, AFC	84	48.9	66
	Andy Lee, San Francisco, NFC	79	48.2	62
2012	Brandon Fields, Miami, AFC	74	50.2	67



## YEARLY STATISTICAL LEADERS

2018	Kansas City, AFC.....	565	Year	Team	Points	
	L.A. Rams, NFC.....	527	1979	Pittsburgh, AFC.....	416	
2017	L.A. Rams, NFC.....	478		Dal. Cowboys, NFC.....	371	
	New England, AFC.....	458	1978	Dal. Cowboys, NFC.....	384	
2016	Atlanta, NFC.....	540		Miami, AFC.....	372	
	New England, AFC.....	441	1977	Oak Raiders, AFC.....	351	
2015	Carolina, NFC.....	500		Dal. Cowboys, NFC.....	345	
	New England, AFC.....	465	1976	Bal. Colts, AFC.....	417	
2014	Green Bay, NFC.....	486		L.A. Rams, NFC.....	351	
	Denver, AFC.....	482	1975	Buffalo, AFC.....	420	
2013	Denver, AFC.....	606		Minnesota, NFC.....	377	
	Chi. Bears, NFC.....	445	1974	Oak Raiders, AFC.....	355	
2012	New England, AFC.....	557		Washington, NFC.....	320	
	New Orleans, NFC.....	461	1973	L.A. Rams, NFC.....	388	
2011	Green Bay, NFC.....	560		Denver, AFC.....	354	
	New England, AFC.....	513	1972	Miami, AFC.....	385	
2010	New England, AFC.....	518		San Francisco, NFC.....	353	
	Philadelphia, NFC.....	439	1971	Dal. Cowboys, NFC.....	406	
2009	New Orleans, AFC.....	510		Oak Raiders, AFC.....	344	
	S.D. Chargers, AFC.....	454	1970	San Francisco, NFC.....	352	
2008	New Orleans, AFC.....	463		Bal. Colts, AFC.....	321	
	S.D. Chargers, AFC.....	439	1969	Minnesota, NFL.....	379	
2007	New England, AFC.....	589		Oak Raiders, AFL.....	377	
	Dal. Cowboys, NFC.....	455	1968	Oak Raiders, AFL.....	453	
2006	S.D. Chargers, AFC.....	492		Dal. Cowboys, NFL.....	431	
	Chi. Bears, NFC.....	427	1967	Oak Raiders, AFL.....	468	
2005	Seattle, NFC.....	452		L.A. Rams, NFL.....	398	
	Indianapolis, AFC.....	439	1966	Kansas City, AFL.....	448	
2004	Indianapolis, AFC.....	522		Dal. Cowboys, NFL.....	445	
	Green Bay, NFC.....	424	1965	San Francisco, NFL.....	421	
2003	Kansas City, AFC.....	484		S.D. Chargers, AFL.....	340	
	St.L. Rams, NFC.....	447	1964	Bal. Colts, NFL.....	428	
2002	Kansas City, AFC.....	467		Buffalo, AFL.....	400	
	New Orleans, NFC.....	432	1963	N.Y. Giants, NFL.....	448	
2001	St.L. Rams, NFC.....	503		S.D. Chargers, AFL.....	399	
	Indianapolis, AFC.....	413	1962	Green Bay, NFL.....	415	
2000	St.L. Rams, NFC.....	540		Dal. Texans, AFL.....	389	
	Denver, AFC.....	485	1961	Hou. Oilers, AFL.....	513	
1999	St.L. Rams, NFC.....	526		Green Bay, NFL.....	391	
	Indianapolis, AFC.....	423	1960	N.Y. Titans, AFL.....	382	
1998	Minnesota, NFC.....	556		Cle. Browns, NFL.....	362	
	Denver, AFC.....	501	1959	Bal. Colts.....	374	
1997	Denver, AFC.....	472		Bal. Colts.....	381	
	Green Bay, NFC.....	422	1958	L.A. Rams.....	307	
1996	Green Bay, NFC.....	456		Chi. Bears.....	363	
	New England, AFC.....	418	1955	Cle. Browns.....	349	
1995	San Francisco, NFC.....	457		Detroit.....	337	
	Pittsburgh, AFC.....	407	1954	Detroit.....	337	
1994	San Francisco, NFC.....	505		San Francisco.....	372	
	Miami, AFC.....	389	1953	L.A. Rams.....	349	
1993	San Francisco, NFC.....	473		L.A. Rams.....	392	
	Denver, AFC.....	373	1951	L.A. Rams.....	466	
1992	San Francisco, NFC.....	431		L.A. Rams.....	364	
	Buffalo, AFC.....	381	1949	Philadelphia.....	395	
1991	Washington, NFC.....	485		Chi. Cardinals.....	363	
	Buffalo, AFC.....	458	1948	Chi. Bears.....	289	
1990	Buffalo, AFC.....	428		Philadelphia.....	272	
	Philadelphia, NFC.....	396	1945	Philadelphia.....	267	
1989	San Francisco, NFC.....	442		Chi. Bears.....	303	
	Buffalo, AFC.....	409	1943	Chi. Bears.....	376	
1988	Cincinnati, AFC.....	448		Chi. Bears.....	396	
	L.A. Rams, NFC.....	407	1941	Chi. Bears.....	245	
1987	San Francisco, NFC.....	459		Washington.....	298	
	Cle. Browns, AFC.....	390	1940	Chi. Bears.....	223	
1986	Miami, AFC.....	430		Green Bay.....	220	
	Minnesota, NFC.....	398	1937	Green Bay.....	248	
1985	S.D. Chargers, AFC.....	467		Chi. Bears.....	192	
	Chi. Bears, NFC.....	456	1936	Chi. Bears.....	286	
1984	Miami, AFC.....	513		1935	Chi. Bears.....	244
	San Francisco, NFC.....	475	1934	N.Y. Giants.....	160	
1983	Washington, NFC.....	541		1933	Chi. Bears.....	160
	L.A. Raiders, AFC.....	442		1932	Chi. Bears.....	160
1982	S.D. Chargers, AFC.....	288				
	Dal. Cowboys, NFC.....	226	<b>TOTAL YARDS GAINED</b>			
	Green Bay, NFC.....	226	<b>Year</b>	<b>Team</b>	<b>Yards</b>	
1981	S.D. Chargers, AFC.....	478	2023	Miami, AFC.....	6,822	
	Atlanta, NFC.....	426		San Francisco, NFC.....	6,773	
1980	Dal. Cowboys, NFC.....	454	2022	Kansas City, AFC.....	7,032	
	New England, AFC.....	441		Philadelphia, NFC.....	6,614	
			2021	Dal. Cowboys, NFC.....	6,919	
				Kansas City, AFC.....	6,746	
			2020	Kansas City, AFC.....	6,653	

## YEARLY STATISTICAL LEADERS

Year	Team	Yards	Year	Team	Yards
	Minnesota, NFC.....	6,292	1981	S.D. Chargers, AFC.....	6,744
2019	Dal. Cowboys, NFC.....	6,904		Detroit, NFC.....	5,933
	Bal. Ravens, AFC.....	6,521	1980	S.D. Chargers, AFC.....	6,410
2018	Kansas City, AFC.....	6,810		L.A. Rams, NFC.....	6,006
	L.A. Rams, NFC.....	6,738	1979	Pittsburgh, AFC.....	6,258
2017	New England, AFC.....	6,307		Dal. Cowboys, NFC.....	5,968
	New Orleans, NFC.....	6,259	1978	New England, AFC.....	5,965
2016	New Orleans, NFC.....	6,816		Dal. Cowboys, NFC.....	5,959
	New England, AFC.....	6,180	1977	Dal. Cowboys, NFC.....	4,812
2015	Arizona, NFC.....	6,533		Oak. Raiders, AFC.....	4,736
	Pittsburgh, AFC.....	6,327	1976	Bal. Colts, AFC.....	5,236
2014	New Orleans, NFC.....	6,582		St.L. Cardinals, NFC.....	5,136
	Pittsburgh, AFC.....	6,577	1975	Buffalo, AFC.....	5,467
2013	Denver, AFC.....	7,317		Dal. Cowboys, NFC.....	5,025
	Philadelphia, NFC.....	6,676	1974	Dal. Cowboys, NFC.....	4,983
2012	New England, AFC.....	6,846		Oak. Raiders, AFC.....	4,718
	New Orleans, NFC.....	6,574	1973	L.A. Rams, NFC.....	4,906
2011	New Orleans, AFC.....	7,474		Oak. Raiders, AFC.....	4,773
	New England, AFC.....	6,848	1972	Miami, AFC.....	5,036
2010	S.D. Chargers, AFC.....	6,329		N.Y. Giants, NFC.....	4,483
	Philadelphia, NFC.....	6,230	1971	Dal. Cowboys, NFC.....	5,035
2009	New Orleans, NFC.....	6,461		S.D. Chargers, AFC.....	4,738
	New England, AFC.....	6,357	1970	Oak. Raiders, AFC.....	4,829
2008	New Orleans, NFC.....	6,571		San Francisco, NFC.....	4,503
	Denver, AFC.....	6,333	1969	Dal. Cowboys, NFL.....	5,122
2007	New England, AFC.....	6,580		Oak. Raiders, AFL.....	5,036
	Green Bay, NFC.....	5,931	1968	Oak. Raiders, AFL.....	5,696
2006	New Orleans, NFC.....	6,264		Dal. Cowboys, NFL.....	5,117
	Indianapolis, AFC.....	6,070	1967	N.Y. Jets, AFL.....	5,152
2005	Kansas City, AFC.....	6,192		Bal. Colts, NFL.....	5,008
	Seattle, NFC.....	5,915	1966	Dal. Cowboys, NFL.....	5,145
2004	Kansas City, AFC.....	6,695		Kansas City, AFL.....	5,114
	Green Bay, NFC.....	6,357	1965	San Francisco, NFL.....	5,270
2003	Minnesota, NFC.....	6,294		S.D. Chargers, AFL.....	5,188
	Kansas City, AFC.....	5,910	1964	Buffalo, AFL.....	5,206
2002	Oak. Raiders, AFC.....	6,237		Bal. Colts, NFL.....	4,779
	Minnesota, NFC.....	6,192	1963	S.D. Chargers, AFL.....	5,153
2001	St.L. Rams, NFC.....	6,690		N.Y. Giants, NFL.....	5,024
	Indianapolis, AFC.....	5,955	1962	N.Y. Giants, NFL.....	5,005
2000	St.L. Rams, NFC.....	7,075		Hou. Oilers, AFL.....	4,971
	Denver, AFC.....	6,554	1961	Hou. Oilers, AFL.....	6,288
1999	St.L. Rams, NFC.....	6,412		Philadelphia, NFL.....	5,112
	Indianapolis, AFC.....	5,726	1960	Hou. Oilers, AFL.....	4,936
1998	San Francisco, NFC.....	6,800		Bal. Colts, NFL.....	4,245
	Denver, AFC.....	6,092	1959	Bal. Colts.....	4,458
1997	Denver, AFC.....	5,872		Bal. Colts.....	4,539
	Detroit, NFC.....	5,798	1957	L.A. Rams.....	4,143
1996	Denver, AFC.....	5,791		Chi. Bears.....	4,537
	Philadelphia, NFC.....	5,627	1955	Chi. Bears.....	4,316
1995	Detroit, NFC.....	6,113		L.A. Rams.....	5,187
	Denver, AFC.....	6,040	1954	L.A. Rams.....	5,187
1994	Miami, AFC.....	6,078		Philadelphia.....	4,811
	San Francisco, NFC.....	6,060	1952	Cle. Browns.....	4,352
1993	San Francisco, NFC.....	6,435		L.A. Rams.....	5,506
	Miami, AFC.....	5,812	1950	L.A. Rams.....	5,420
1992	San Francisco, NFC.....	6,195		Chi. Bears.....	4,873
	Buffalo, AFC.....	5,893	1949	Chi. Bears.....	4,705
1991	Buffalo, AFC.....	6,252		Chi. Cardinals.....	4,705
	San Francisco, NFC.....	5,858	1947	Chi. Bears.....	5,053
1990	Hou. Oilers, AFC.....	6,222		L.A. Rams.....	3,793
	San Francisco, NFC.....	5,895	1945	Washington.....	3,549
1989	San Francisco, NFC.....	6,268		Chi. Bears.....	3,239
	Cincinnati, AFC.....	6,101	1944	Chi. Bears.....	4,045
1988	Cincinnati, AFC.....	6,057		Chi. Bears.....	3,900
	San Francisco, NFC.....	5,900	1942	Chi. Bears.....	4,265
1987	San Francisco, NFC.....	5,987		Green Bay.....	3,400
	Denver, AFC.....	5,624	1939	Chi. Bears.....	3,988
1986	Cincinnati, AFC.....	6,490		Green Bay.....	3,037
	San Francisco, NFC.....	6,082	1937	Green Bay.....	3,201
1985	S.D. Chargers, AFC.....	6,535		Detroit.....	3,703
	San Francisco, NFC.....	5,920	1935	Chi. Bears.....	3,454
1984	Miami, AFC.....	6,936		Chi. Bears.....	3,900
	San Francisco, NFC.....	6,366	1934	N.Y. Giants.....	2,973
1983	S.D. Chargers, AFC.....	6,197		Chi. Bears.....	2,755
	Green Bay, NFC.....	6,172			
1982	S.D. Chargers, AFC.....	4,048			
	San Francisco, NFC.....	3,242			

### YARDS RUSHING

Year	Team	Yards
2023	Baltimore, AFC.....	2,661
	Chi. Bears, NFC.....	2,399

## YEARLY STATISTICAL LEADERS

Year	Team	Yards	Year	Team	Yards
2022	Chi. Bears, NFC	3,014			
	Bal. Ravens, AFC	2,720	1983	N.Y. Jets, AFC	2,189
2021	Philadelphia, NFC	2,715		Chi. Bears, NFC	2,727
	Indianapolis, AFC	2,540		Bal. Colts, AFC	2,695
2020	Bal. Ravens, AFC	3,071	1982	Buffalo, AFC	1,371
	Minnesota, NFC	2,283		Dal. Cowboys, NFC	1,313
2019	Bal. Ravens, AFC	3,296	1981	Detroit, NFC	2,795
	San Francisco, NFC	2,305		Kansas City, AFC	2,633
2018	Seattle, NFC	2,560	1980	L.A. Rams, NFC	2,799
	Bal. Ravens, AFC	2,441		Hou. Oilers, AFC	2,635
2017	Jacksonville, AFC	2,262	1979	N.Y. Jets, AFC	2,646
	Dal. Cowboys, NFC	2,170		St.L. Cardinals, NFC	2,582
2016	Buffalo, AFC	2,630	1978	New England, AFC	3,165
	Dal. Cowboys, NFC	2,396		Dal. Cowboys, NFC	2,783
2015	Buffalo, AFC	2,432	1977	Chi. Bears, NFC	2,811
	Carolina, NFC	2,282		Oak. Raiders, AFC	2,627
2014	Seattle, NFC	2,762	1976	Pittsburgh, AFC	2,971
	N.Y. Jets, AFC	2,280		L.A. Rams, NFC	2,528
2013	Philadelphia, NFC	2,566	1975	Buffalo, AFC	2,974
	Buffalo, AFC	2,307		Dal. Cowboys, NFC	2,432
2012	Washington, NFC	2,709	1974	Dal. Cowboys, NFC	2,454
	Kansas City, AFC	2,395		Pittsburgh, AFC	2,417
2011	Denver, AFC	2,632	1973	Buffalo, AFC	3,088
	Carolina, NFC	2,408		L.A. Rams, NFC	2,925
2010	Kansas City, AFC	2,627	1972	Miami, AFC	2,960
	Philadelphia, NFC	2,324		Chi. Bears, NFC	2,360
2009	N.Y. Jets, AFC	2,756	1971	Miami, AFC	2,429
	Carolina, NFC	2,498		Detroit, NFC	2,376
2008	N.Y. Giants, NFC	2,518	1970	Dal. Cowboys, NFC	2,300
	Bal. Ravens, AFC	2,376		Miami, AFC	2,082
2007	Minnesota, NFC	2,634	1969	Dal. Cowboys, NFL	2,276
	Jacksonville, AFC	2,391		Kansas City, AFL	2,220
2006	Atlanta, NFC	2,939	1968	Chi. Bears, NFL	2,377
	S.D. Chargers, AFC	2,578		Kansas City, AFL	2,227
2005	Atlanta, NFC	2,546	1967	Cle. Browns, NFL	2,139
	Denver, AFC	2,539		Hou. Oilers, AFL	2,122
2004	Atlanta, NFC	2,672	1966	Kansas City, AFL	2,274
	Pittsburgh, AFC	2,464		Cle. Browns, NFL	2,166
2003	Bal. Ravens, AFC	2,674	1965	Cle. Browns, NFL	2,331
	Green Bay, NFC	2,558		S.D. Chargers, AFL	2,085
2002	Minnesota, NFC	2,507	1964	Green Bay, NFL	2,276
	Miami, AFC	2,502		Buffalo, AFL	2,040
2001	Pittsburgh, AFC	2,774	1963	Cle. Browns, NFL	2,639
	San Francisco, NFC	2,244		S.D. Chargers, AFL	2,203
2000	Oak. Raiders, AFC	2,470	1962	Buffalo, AFL	2,480
	Minnesota, NFC	2,129		Green Bay, NFL	2,460
1999	San Francisco, NFC	2,095	1961	Green Bay, NFL	2,350
	Jacksonville, AFC	2,091		Dal. Texans, AFL	2,189
1998	San Francisco, NFC	2,544	1960	St.L. Cardinals, NFL	2,356
	Denver, AFC	2,468		Oak. Raiders, AFL	2,056
1997	Pittsburgh, AFC	2,479	1959	Cle. Browns	2,149
	Detroit, NFC	2,464	1958	Cle. Browns	2,526
1996	Denver, AFC	2,362	1957	L.A. Rams	2,142
	Washington, NFC	1,910	1956	Chi. Bears	2,468
1995	Kansas City, AFC	2,222	1955	Chi. Bears	2,388
	Dal. Cowboys, NFC	2,201	1954	San Francisco	2,498
1994	Pittsburgh, AFC	2,180	1953	San Francisco	2,230
	Detroit, NFC	2,080	1952	San Francisco	1,905
1993	N.Y. Giants, NFC	2,210	1951	Chi. Bears	2,408
	Seattle, AFC	2,015	1950	N.Y. Giants	2,336
1992	Buffalo, AFC	2,436	1949	Philadelphia	2,607
	Philadelphia, NFC	2,388	1948	Chi. Cardinals	2,560
1991	Buffalo, AFC	2,381	1947	L.A. Rams	2,171
	Minnesota, NFC	2,201	1946	Green Bay	1,765
1990	Philadelphia, NFC	2,556	1945	Cle. Rams	1,714
	S.D. Chargers, AFC	2,257	1944	Philadelphia	1,661
1989	Cincinnati, AFC	2,483	1943	Phil-Pitt	1,730
	Chi. Bears, NFC	2,287	1942	Chi. Bears	1,881
1988	Cincinnati, AFC	2,710	1941	Chi. Bears	2,263
	San Francisco, NFC	2,523	1940	Chi. Bears	1,818
1987	San Francisco, NFC	2,237	1939	Chi. Bears	2,043
	L.A. Raiders, AFC	2,197	1938	Detroit	1,893
1986	Chi. Bears, NFC	2,700	1937	Detroit	2,074
	Cincinnati, AFC	2,533	1936	Detroit	2,885
1985	Chi. Bears, NFC	2,761	1935	Chi. Bears	2,096
	Indianapolis, AFC	2,439	1934	Chi. Bears	2,847
1984	Chi. Bears, NFC	2,974	1933	Boston	2,260
			1932	Chi. Bears	1,770

# YEARLY STATISTICAL LEADERS

## YARDS PASSING

Based on net yards since 1952

Year	Team	Yards	Year	Team	Yards	
2023	Miami, AFC	4,514	1985	San Francisco, NFC	4,096	
	Detroit, NFC	4,401		S.D. Chargers, AFC	4,870	
2022	Kansas City, AFC	5,062		Dal. Cowboys, NFC	3,861	
	Tampa Bay, NFC	4,586	1984	Miami, AFC	5,018	
2021	Tampa Bay, NFC	5,229		St.L. Cardinals, NFC	4,257	
	L.A. Chargers, AFC	4,800	1983	S.D. Chargers, AFC	4,661	
2020	Kansas City, AFC	4,854		Green Bay, NFC	4,365	
	Tampa Bay, NFC	4,626	1982	S.D. Chargers, AFC	2,927	
2019	Tampa Bay, NFC	4,845		San Francisco, NFC	2,502	
	Kansas City, AFC	4,498	1981	S.D. Chargers, AFC	4,739	
2018	Tampa Bay, NFC	5,125		Minnesota, NFC	4,333	
	Pittsburgh, AFC	5,008	1980	S.D. Chargers, AFC	4,531	
2017	L.A. Chargers, AFC	4,431		Minnesota, NFC	3,688	
	Tampa Bay, NFC	4,366	1979	S.D. Chargers, AFC	3,915	
2016	New Orleans, NFC	5,074		San Francisco, NFC	3,641	
	New England, AFC	4,308	1978	S.D. Chargers, AFC	3,375	
2015	New Orleans, NFC	4,970		Minnesota, NFC	3,243	
	Pittsburgh, AFC	4,603	1977	Buffalo, AFC	2,530	
2014	Indianapolis, AFC	4,894		St.L. Cardinals, NFC	2,499	
	New Orleans, NFC	4,764	1976	Bal. Colts, AFC	2,933	
2013	Denver, AFC	5,444		Minnesota, NFC	2,855	
	New Orleans, NFC	4,918	1975	Cincinnati, AFC	3,241	
2012	New Orleans, NFC	4,997		Washington, NFC	2,917	
	New England, AFC	4,662	1974	Washington, NFC	2,978	
2011	New Orleans, NFC	5,347		Cincinnati, AFC	2,804	
	New England, AFC	5,084	1973	Philadelphia, NFC	2,998	
2010	Indianapolis, AFC	4,609		Denver, AFC	2,519	
	New Orleans, NFC	4,441	1972	N.Y. Jets, AFC	2,777	
2009	Hou. Texans, AFC	4,654		San Francisco, NFC	2,735	
	New Orleans, NFC	4,355	1971	S.D. Chargers, AFC	3,134	
2008	New Orleans, NFC	4,977		Dal. Cowboys, NFC	2,786	
	Denver, AFC	4,471	1970	San Francisco, NFC	2,923	
2007	New England, AFC	4,731		Oak. Raiders, AFC	2,865	
	Green Bay, NFC	4,334	1969	Oak. Raiders, AFL	3,271	
2006	New Orleans, NFC	4,503		San Francisco, NFL	3,158	
	Indianapolis, AFC	4,308	1968	S.D. Chargers, AFL	3,623	
2005	Arizona, NFC	4,437		Dal. Cowboys, NFL	3,026	
	New England, AFC	4,120	1967	N.Y. Jets, AFL	3,845	
2004	Indianapolis, AFC	4,623		Washington, NFL	3,730	
	Minnesota, NFC	4,516	1966	N.Y. Jets, AFL	3,464	
2003	Indianapolis, AFC	4,179		Dal. Cowboys, NFL	3,023	
	St.L. Rams, NFC	3,961	1965	San Francisco, NFL	3,487	
2002	Oak. Raiders, AFC	4,475		S.D. Chargers, AFL	3,103	
	St.L. Rams, NFC	4,154	1964	Hou. Oilers, AFL	3,527	
2001	St.L. Rams, NFC	4,663		Chi. Bears, NFL	2,841	
	Indianapolis, AFC	3,989	1963	Bal. Colts, NFL	3,296	
2000	St.L. Rams, NFC	5,232		Hou. Oilers, AFL	3,222	
	Indianapolis, AFC	4,282	1962	Denver, AFL	3,404	
1999	St.L. Rams, NFC	4,353		Philadelphia, NFL	3,385	
	Indianapolis, AFC	4,066	1961	Hou. Oilers, AFL	4,392	
1998	Minnesota, NFC	4,328		Philadelphia, NFL	3,605	
	N.Y. Jets, AFC	3,836	1960	Hou. Oilers, AFL	3,203	
1997	Seattle, AFC	3,959		Bal. Colts, NFL	2,956	
	Green Bay, NFC	3,705	1959	Bal. Colts	2,753	
1996	Jacksonville, AFC	4,110		Pittsburgh	2,752	
	Philadelphia, NFC	3,745	1957	Bal. Colts	2,388	
1995	San Francisco, NFC	4,608		1956	L.A. Rams	2,419
	Miami, AFC	4,210	1955	Philadelphia	2,472	
1994	New England, AFC	4,444		1954	Chi. Bears	3,104
	Minnesota, NFC	4,324	1953	Philadelphia	3,089	
1993	Miami, AFC	4,353		1952	Cle. Browns	2,566
	San Francisco, NFC	4,302	1951	L.A. Rams	3,296	
1992	Hou. Oilers, AFC	4,029		1950	L.A. Rams	3,709
	San Francisco, NFC	3,880	1949	Chi. Bears	3,055	
1991	Hou. Oilers, AFC	4,621		1948	Washington	2,861
	San Francisco, NFC	3,997	1947	Washington	3,336	
1990	Hou. Oilers, AFC	4,805		1946	L.A. Rams	2,080
	San Francisco, NFC	4,177	1945	Chi. Bears	1,857	
1989	Washington, NFC	4,349		1944	Washington	2,021
	Miami, AFC	4,216	1943	Chi. Bears	2,310	
1988	Miami, AFC	4,516		1942	Green Bay	2,407
	Washington, NFC	4,136	1941	Chi. Bears	2,002	
1987	Miami, AFC	3,876		1940	Washington	1,887
	San Francisco, NFC	3,750	1939	Chi. Bears	1,965	
1986	Miami, AFC	4,779		1938	Washington	1,536
			1937	Green Bay	1,398	
			1936	Green Bay	1,629	

## YEARLY STATISTICAL LEADERS

Year	Team	Yards
1935	Green Bay	1,449
1934	Green Bay	1,165
1933	N.Y. Giants	1,348
1932	Chi. Bears	1,013

### FEWEST POINTS ALLOWED

Year	Team	Points
2023	Baltimore, AFC	280
	San Francisco, NFC	298
2022	San Francisco, NFC	277
	Buffalo, AFC	286
2021	Buffalo, AFC	289
	New Orleans, NFC	335
2020	L.A. Rams, NFC	296
	Bal. Ravens, AFC	303
2019	New England, AFC	225
	Chi. Bears, NFC	298
2018	Chi. Bears, NFC	283
	Bal. Ravens, AFC	287
2017	Minnesota, NFC	252
	Jacksonville, AFC	268
2016	New England, AFC	250
	N.Y. Giants, NFC	284
2015	Seattle, NFC	277
	Cincinnati, AFC	279
2014	Seattle, NFC	254
	Kansas City, AFC	281
2013	Seattle, NFC	231
	Cincinnati, AFC	305
	Kansas City, AFC	305
2012	Seattle, NFC	245
	Denver, AFC	289
2011	Pittsburgh, AFC	227
	San Francisco, NFC	229
2010	Pittsburgh, AFC	232
	Green Bay, NFC	240
2009	N.Y. Jets, AFC	236
	Dal. Cowboys, NFC	250
2008	Pittsburgh, AFC	223
	Philadelphia, NFC	289
2007	Indianapolis, AFC	262
	Tampa Bay, NFC	270
2006	Bal. Ravens, AFC	201
	Chi. Bears, NFC	255
2005	Chi. Bears, NFC	202
	Indianapolis, AFC	247
2004	Pittsburgh, AFC	251
	Philadelphia, NFC	260
2003	New England, AFC	238
	Dal. Cowboys, NFC	260
2002	Tampa Bay, NFC	196
	Miami, AFC	301
2001	Chi. Bears, NFC	203
	Pittsburgh, AFC	212
2000	Bal. Ravens, AFC	165
	Philadelphia, NFC	245
1999	Jacksonville, AFC	217
	Tampa Bay, NFC	235
1998	Miami, AFC	265
	Dal. Cowboys, NFC	275
1997	Kansas City, AFC	232
	Tampa Bay, NFC	263
1996	Green Bay, NFC	210
	Pittsburgh, AFC	257
1995	Kansas City, AFC	241
	San Francisco, NFC	258
1994	Cle. Browns, AFC	204
	Dal. Cowboys, NFC	248
1993	N.Y. Giants, NFC	205
	Hou. Oilers, AFC	238
1992	New Orleans, NFC	202
	Pittsburgh, AFC	225
1991	New Orleans, NFC	211
	Denver, AFC	235
1990	N.Y. Giants, NFC	211
	Pittsburgh, AFC	240
1989	Denver, AFC	226

Year	Team	Points
1988	N.Y. Giants, NFC	252
	Chi. Bears, NFC	215
	Buffalo, AFC	237
1987	Indianapolis, AFC	238
	San Francisco, NFC	253
1986	Chi. Bears, NFC	187
	Seattle, AFC	293
1985	Chi. Bears, NFC	198
	N.Y. Jets, AFC	264
1984	San Francisco, NFC	227
	Denver, AFC	241
1983	Miami, AFC	250
	Detroit, NFC	286
1982	Washington, NFC	128
	Miami, AFC	131
1981	Philadelphia, NFC	221
	Miami, AFC	275
1980	Philadelphia, NFC	222
	Hou. Oilers, AFC	251
1979	Tampa Bay, NFC	237
	S.D. Chargers, AFC	246
1978	Pittsburgh, AFC	195
	Dal. Cowboys, NFC	208
1977	Atlanta, NFC	129
	Denver, AFC	148
1976	Pittsburgh, AFC	138
	Minnesota, NFC	176
1975	L.A. Rams, NFC	135
	Pittsburgh, AFC	162
1974	L.A. Rams, NFC	181
	Pittsburgh, AFC	189
1973	Miami, AFC	150
	Minnesota, NFC	168
1972	Miami, AFC	171
	Washington, NFC	218
1971	Minnesota, NFC	139
	Bal. Colts, AFC	140
1970	Minnesota, NFC	143
	Miami, AFC	228
1969	Minnesota, NFL	133
	Kansas City, AFL	177
1968	Bal. Colts, NFL	144
	Kansas City, AFL	170
1967	L.A. Rams, NFL	196
	Hou. Oilers, AFL	199
1966	Green Bay, NFL	163
	Buffalo, AFL	255
1965	Green Bay, NFL	224
	Buffalo, AFL	226
1964	Bal. Colts, NFL	225
	Buffalo, AFL	242
1963	Chi. Bears, NFL	144
	S.D. Chargers, AFL	255
1962	Green Bay, NFL	148
	Dal. Texans, AFL	233
1961	S.D. Chargers, AFL	219
	N.Y. Giants, NFL	220
1960	San Francisco, NFL	205
	Dal. Texans, AFL	253
1959	N.Y. Giants	170
1958	N.Y. Giants	183
1957	Cle. Browns	172
1956	Cle. Browns	177
1955	Cle. Browns	218
1954	Cle. Browns	162
1953	Cle. Browns	162
1952	Detroit	192
1951	Cle. Browns	152
1950	Philadelphia	141
1949	Philadelphia	134
1948	Chi. Bears	151
1947	Green Bay	210
1946	Pittsburgh	117
1945	Washington	121
1944	N.Y. Giants	75
1943	Washington	137
1942	Chi. Bears	84

## YEARLY STATISTICAL LEADERS

Year	Team	Points
1941	N.Y. Giants	114
1940	Brooklyn	120
1939	N.Y. Giants	85
1938	N.Y. Giants	79
1937	Chi. Bears	100
1936	Chi. Bears	94
1935	Green Bay	96
	N.Y. Giants	96
1934	Detroit	59
1933	Brooklyn	54
1932	Chi. Bears	44

### FEWEST TOTAL YARDS ALLOWED

Year	Team	Yards
2023	Cleveland, AFC	4,593
	Carolina, NFC	4,997
2022	San Francisco, NFC	*5,110
	N.Y. Jets, AFC	5,288
2021	Buffalo, AFC	4,637
	Carolina, NFC	5,201
2020	L.A. Rams, NFC	4,511
	Pittsburgh, AFC	4,893
2019	New England, AFC	4,414
	San Francisco, NFC	4,509
2018	Bal. Ravens, AFC	4,687
	Chi. Bears, NFC	4,795
2017	Minnesota, NFC	4,415
	Jacksonville, AFC	4,578
2016	Hou. Texans, AFC	4,821
	Arizona, NFC	4,883
2015	Denver, AFC	4,530
	Seattle, NFC	4,668
2014	Seattle, NFC	4,274
	Denver, AFC	4,883
2013	Seattle, NFC	4,378
	Cincinnati, AFC	4,888
2012	Pittsburgh, AFC	4,413
	San Francisco, NFC	4,710
2011	Pittsburgh, AFC	4,348
	San Francisco, NFC	4,931
2010	S.D. Chargers, AFC	4,345
	New Orleans, NFC	4,900
2009	N.Y. Jets, AFC	4,037
	Green Bay, NFC	4,551
2008	Pittsburgh, AFC	3,795
	Philadelphia, NFC	4,389
2007	Pittsburgh, AFC	4,262
	Tampa Bay, NFC	4,454
2006	Bal. Ravens, AFC	4,225
	Chi. Bears, NFC	4,706
2005	Tampa Bay, NFC	4,444
	Pittsburgh, AFC	4,544
2004	Pittsburgh, AFC	4,134
	Washington, NFC	4,281
2003	Dal. Cowboys, NFC	4,056
	Buffalo, AFC	4,313
2002	Tampa Bay, NFC	4,044
	Miami, AFC	4,656
2001	Pittsburgh, AFC	4,137
	St.L. Rams, NFC	4,471
2000	Tennessee, AFC	3,813
	Washington, NFC	4,474
1999	Buffalo, AFC	4,045
	Tampa Bay, NFC	4,280
1998	S.D. Chargers, AFC	4,208
	Tampa Bay, NFC	4,345
1997	San Francisco, NFC	4,013
	Denver, AFC	4,671
1996	Green Bay, NFC	4,156
	Pittsburgh, AFC	4,362
1995	San Francisco, NFC	4,398
	Kansas City, AFC	4,549
1994	Dal. Cowboys, NFC	4,313
	Pittsburgh, AFC	4,326
1993	Minnesota, NFC	4,406
	Pittsburgh, AFC	4,531
1992	Dal. Cowboys, NFC	3,931

Year	Team	Yards
	Hou. Oilers, AFC	4,211
1991	Philadelphia, NFC	3,549
	Denver, AFC	4,549
1990	Pittsburgh, AFC	4,115
	N.Y. Giants, NFC	4,206
1989	Minnesota, NFC	4,184
	Kansas City, AFC	4,293
1988	Minnesota, NFC	4,091
	Buffalo, AFC	4,578
1987	San Francisco, NFC	4,095
	Cle. Browns, AFC	4,264
1986	Chi. Bears, NFC	4,130
	L.A. Raiders, AFC	4,804
1985	Chi. Bears, NFC	4,135
	L.A. Raiders, AFC	4,603
1984	Chi. Bears, NFC	3,863
	Cle. Browns, AFC	4,641
1983	Cincinnati, AFC	4,327
	New Orleans, NFC	4,691
1982	Miami, AFC	2,312
	Tampa Bay, NFC	2,442
1981	Philadelphia, NFC	4,447
	N.Y. Jets, AFC	4,871
1980	Buffalo, AFC	4,101
	Philadelphia, NFC	4,443
1979	Tampa Bay, NFC	3,949
	Pittsburgh, AFC	4,270
1978	L.A. Rams, NFC	3,893
	Pittsburgh, AFC	4,168
1977	Dal. Cowboys, NFC	3,213
	New England, AFC	3,638
1976	Pittsburgh, AFC	3,323
	San Francisco, NFC	3,562
1975	Minnesota, NFC	3,153
	Oak. Raiders, AFC	3,629
1974	Pittsburgh, AFC	3,074
	Washington, NFC	3,285
1973	L.A. Rams, NFC	2,951
	Oak. Raiders, AFC	3,160
1972	Miami, AFC	3,297
	Green Bay, NFC	3,474
1971	Bal. Colts, AFC	2,852
	Minnesota, NFC	3,406
1970	Minnesota, NFC	2,803
	N.Y. Jets, AFC	3,655
1969	Minnesota, NFL	2,720
	Kansas City, AFL	3,163
1968	L.A. Rams, NFL	3,118
	N.Y. Jets, AFL	3,363
1967	Oak. Raiders, AFL	3,294
	Green Bay, NFL	3,300
1966	St.L. Cardinals, NFL	3,492
	Oak. Raiders, AFL	3,910
1965	S.D. Chargers, AFL	3,262
	Detroit, NFL	3,557
1964	Green Bay, NFL	3,179
	Buffalo, AFL	3,878
1963	Chi. Bears, NFL	3,176
	Boston, AFL	3,834
1962	Detroit, NFL	3,217
	Dal. Texans, AFL	3,951
1961	S.D. Chargers, AFL	3,726
	Bal. Colts, NFL	3,782
1960	St.L. Cardinals, NFL	3,029
	Buffalo, AFL	3,866
1959	N.Y. Giants	2,843
1958	Chi. Bears	3,066
1957	Pittsburgh	2,791
1956	N.Y. Giants	3,081
1955	Cle. Browns	2,841
1954	Cle. Browns	2,658
1953	Philadelphia	2,998
1952	Cle. Browns	3,075
1951	N.Y. Giants	3,250
1950	Cle. Browns	3,154
1949	Philadelphia	2,831
1948	Chi. Bears	2,931



## YEARLY STATISTICAL LEADERS

Year	Team	Yards
1947	Green Bay	3,396
1946	Washington	2,451
1945	Philadelphia	2,073
1944	Philadelphia	1,943
1943	Chi. Bears	2,262
1942	Chi. Bears	1,703
1941	N.Y. Giants	2,368
1940	N.Y. Giants	2,219
1939	Washington	2,116
1938	N.Y. Giants	2,029
1937	Washington	2,123
1936	Boston	2,181
1935	Boston	1,996
1934	Chi. Cardinals	1,539
1933	Brooklyn	1,789

*\*In 2022, Buffalo (319.1 yards/game) allowed fewer yards but played one fewer game than San Francisco (300.6) and the N.Y. Jets (311.1).*

### FEWEST RUSHING YARDS ALLOWED

Year	Team	Yards
2023	Chi. Bears, NFC	1,468
	New England, AFC	1,584
2022	Tennessee, AFC	1,307
	San Francisco, NFC	1,321
2021	Bal. Ravens, AFC	1,436
	Tampa Bay, NFC	1,573
2020	Tampa Bay, NFC	1,289
	Indianapolis, AFC	1,448
2019	Tampa Bay, NFC	1,181
	N.Y. Jets, AFC	1,391
2018	Chi. Bears, NFC	1,280
	Hou. Texans, AFC	1,323
2017	Philadelphia, NFC	1,267
	Tennessee, AFC	1,420
2016	Dal. Cowboys, NFC	1,336
	Tennessee, AFC	1,413
2015	Seattle, NFC	1,304
	N.Y. Jets, AFC	1,335
2014	Detroit, NFC	1,109
	Denver, AFC	1,276
2013	Arizona, NFC	1,351
	N.Y. Jets, AFC	1,412
2012	Tampa Bay, NFC	1,320
	Pittsburgh, AFC	1,450
2011	San Francisco, NFC	1,236
	Bal. Ravens, AFC	1,482
2010	Pittsburgh, AFC	1,004
	Chi. Bears, NFC	1,441
2009	Green Bay, NFC	1,333
	Pittsburgh, AFC	1,438
2008	Minnesota, NFC	1,230
	Pittsburgh, AFC	1,284
2007	Minnesota, NFC	1,185
	Bal. Ravens, AFC	1,268
2006	Minnesota, NFC	985
	Bal. Ravens, AFC	1,214
2005	San Diego, AFC	1,349
	Carolina, NFC	1,465
2004	Pittsburgh, AFC	1,299
	Washington, NFC	1,304
2003	Tennessee, AFC	1,295
	Dal. Cowboys, NFC	1,425
2002	Pittsburgh, AFC	1,375
	Tampa Bay, NFC	1,554
2001	Pittsburgh, AFC	1,195
	Chi. Bears, NFC	1,313
2000	Bal. Ravens, AFC	970
	N.Y. Giants, NFC	1,156
1999	St.L. Rams, NFC	1,189
	Bal. Ravens, AFC	1,231
1998	S.D. Chargers, AFC	1,140
	Atlanta, NFC	1,203
1997	Pittsburgh, AFC	1,318
	San Francisco, NFC	1,366
1996	Denver, AFC	1,331
	Green Bay, NFC	1,416
1995	San Francisco, NFC	1,061

Year	Team	Yards
	Pittsburgh, AFC	1,321
1994	Minnesota, NFC	1,090
	S.D. Chargers, AFC	1,404
1993	Hou. Oilers, AFC	1,273
	Minnesota, NFC	1,536
1992	Dal. Cowboys, NFC	1,244
	Buffalo, AFC	1,395
	S.D. Chargers, AFC	1,395
1991	Philadelphia, NFC	1,136
	N.Y. Jets, AFC	1,442
1990	Philadelphia, NFC	1,169
	S.D. Chargers, AFC	1,515
1989	New Orleans, NFC	1,326
	Denver, AFC	1,580
1988	Chi. Bears, NFC	1,326
	Hou. Oilers, AFC	1,592
1987	Chi. Bears, NFC	1,413
	Cle. Browns, AFC	1,433
1986	N.Y. Giants, NFC	1,284
	Denver, AFC	1,651
1985	Chi. Bears, NFC	1,319
	N.Y. Jets, AFC	1,516
1984	Chi. Bears, NFC	1,377
	Pittsburgh, AFC	1,617
1983	Washington, NFC	1,289
	Cincinnati, AFC	1,499
1982	Pittsburgh, AFC	762
	Detroit, NFC	854
1981	Detroit, NFC	1,623
	Kansas City, AFC	1,747
1980	Detroit, NFC	1,599
	Cincinnati, AFC	1,680
1979	Denver, AFC	1,693
	Tampa Bay, NFC	1,873
1978	Dal. Cowboys, NFC	1,721
	Pittsburgh, AFC	1,774
1977	Denver, AFC	1,531
	Dal. Cowboys, NFC	1,651
1976	Pittsburgh, AFC	1,457
	L.A. Rams, NFC	1,564
1975	Minnesota, NFC	1,532
	Hou. Oilers, AFC	1,680
1974	L.A. Rams, NFC	1,302
	New England, AFC	1,587
1973	L.A. Rams, NFC	1,270
	Oak. Raiders, AFC	1,470
1972	Dal. Cowboys, NFC	1,515
	Miami, AFC	1,548
1971	Bal. Colts, AFC	1,113
	Dal. Cowboys, NFC	1,144
1970	Detroit, NFC	1,152
	N.Y. Jets, AFC	1,283
1969	Dal. Cowboys, NFL	1,050
	Kansas City, AFL	1,091
1968	Dal. Cowboys, NFL	1,195
	N.Y. Jets, AFL	1,195
1967	Dal. Cowboys, NFL	1,081
	Oak. Raiders, AFL	1,129
1966	Buffalo, AFL	1,051
	Dal. Cowboys, NFL	1,176
1965	S.D. Chargers, AFL	1,094
	L.A. Rams, NFL	1,409
1964	Buffalo, AFL	913
	L.A. Rams, NFL	1,501
1963	Boston, AFL	1,107
	Chi. Bears, NFL	1,442
1962	Detroit, NFL	1,231
	Dal. Texans, AFL	1,250
1961	Boston, AFL	1,041
	Pittsburgh, NFL	1,463
1960	St.L. Cardinals, NFL	1,212
	Dal. Texans, AFL	1,338
1959	N.Y. Giants	1,261
1958	Bal. Colts	1,291
1957	Bal. Colts	1,174
1956	N.Y. Giants	1,443
1955	Cle. Browns	1,189

## YEARLY STATISTICAL LEADERS

Year	Team	Yards	Year	Team	Yards
1954	Cle. Browns	1,050	1943	Phil-Pitt	793
1953	Philadelphia	1,117	1942	Chi. Bears	519
1952	Detroit	1,145	1941	Washington	1,042
1951	N.Y. Giants	913	1940	N.Y. Giants	977
1950	Detroit	1,367	1939	Chi. Bears	812
1949	Chi. Bears	1,196	1938	Detroit	1,081
1948	Philadelphia	1,209	1937	Chi. Bears	933
1947	Philadelphia	1,329	1936	Boston	1,148
1946	Chi. Bears	1,060	1935	Boston	998
1945	Philadelphia	817	1934	Chi. Cardinals	954
1944	Philadelphia	558	1933	Brooklyn	964

### FEWEST PASSING YARDS ALLOWED

Based on net yards since 1952

Year	Team	Yards	Year	Team	Yards	Year	Team	Yards
2023	Cleveland, AFC	2,800	1993	Hou. Oilers, AFC	2,795	1964	Green Bay, NFL	1,647
	Carolina, NFC	2,916		New Orleans, NFC	2,606		S.D. Chargers, AFL	2,518
2022	Philadelphia, NFC	3,057		Cincinnati, AFC	2,798	1963	Chi. Bears, NFL	1,734
	N.Y. Jets, AFC	3,220	1992	New Orleans, NFC	2,470		Oak. Raiders, AFL	2,589
2021	Buffalo, AFC	2,771		Kansas City, AFC	2,537	1962	Green Bay, NFL	1,746
	Chi. Bears, NFC	3,257	1991	Philadelphia, NFC	2,413		Oak. Raiders, AFL	2,306
2020	L.A. Rams, NFC	3,051		Denver, AFC	2,755	1961	Bal. Colts, NFL	1,913
	Pittsburgh, AFC	3,110	1990	Pittsburgh, AFC	2,500		S.D. Chargers, AFL	2,363
2019	San Francisco, NFC	2,707		Dal. Cowboys, NFC	2,639	1960	Chi. Bears, NFL	1,388
	New England, AFC	2,886	1989	Minnesota, NFC	2,501		Buffalo, AFL	2,124
2018	Buffalo, AFC	2,867		Kansas City, AFC	2,527	1959	N.Y. Giants	1,582
	Minnesota, NFC	3,140	1988	Kansas City, AFC	2,434	1958	Chi. Bears	1,769
2017	Jacksonville, AFC	2,718		Minnesota, NFC	2,489	1957	Cle. Browns	1,300
	Minnesota, NFC	3,078	1987	San Francisco, NFC	2,484	1956	Cle. Browns	1,103
2016	Denver, AFC	2,972		L.A. Raiders, AFC	2,727	1955	Pittsburgh	1,295
	Minnesota, NFC	3,327	1986	St.L. Cardinals, NFC	2,637	1954	Cle. Browns	1,608
2015	Denver, AFC	3,193		New England, AFC	2,978	1953	Washington	1,751
	Seattle, NFC	3,364	1985	Washington, NFC	2,746	1952	Washington	1,580
2014	Seattle, NFC	2,970		Pittsburgh, AFC	2,783	1951	Pittsburgh	1,687
	Kansas City, AFC	3,252	1984	New Orleans, NFC	2,453	1950	Cle. Browns	1,581
2013	Seattle, NFC	2,752		Cle. Browns, AFC	2,696	1949	Philadelphia	1,607
	Hou. Texans, AFC	3,123	1983	New Orleans, NFC	2,691	1948	Green Bay	1,626
2012	Pittsburgh, AFC	2,963		Cincinnati, AFC	2,828	1947	Green Bay	1,790
	San Francisco, NFC	3,203	1982	Miami, AFC	1,027	1946	Pittsburgh	939
2011	Pittsburgh, AFC	2,751		Tampa Bay, NFC	1,384	1945	Washington	1,121
	St.L. Rams, NFC	3,301	1981	Philadelphia, NFC	2,696	1944	Chi. Bears	1,052
2010	S.D. Chargers, AFC	2,845		Buffalo, AFC	2,870	1943	Chi. Bears	980
	New Orleans, NFC	3,103	1980	Washington, NFC	2,171	1942	Washington	1,093
2009	N.Y. Jets, AFC	2,459		Buffalo, AFC	2,282	1941	Pittsburgh	1,168
	Carolina, NFC	3,056	1979	Tampa Bay, NFC	2,076	1940	Philadelphia	1,012
2008	Pittsburgh, AFC	2,511		Buffalo, AFC	2,530	1939	Washington	1,116
	Philadelphia, NFC	2,913	1978	Buffalo, AFC	1,960	1938	Chi. Bears	897
2007	Tampa Bay, NFC	2,728		L.A. Rams, NFC	2,048	1937	Detroit	804
	Indianapolis, AFC	2,764	1977	Atlanta, NFC	1,384	1936	Philadelphia	853
2006	Oak. Raiders, AFC	2,413		S.D. Chargers, AFC	1,725	1935	Chi. Cardinals	793
	New Orleans, NFC	2,854	1976	Minnesota, NFC	1,575	1934	Philadelphia	545
2005	Green Bay, NFC	2,680		Cincinnati, AFC	1,758	1933	Portsmouth	558
	N.Y. Jets, AFC	2,755	1975	Minnesota, NFC	1,621			
2004	Tampa Bay, NFC	2,579		Cincinnati, AFC	1,729			
	Miami, AFC	2,592	1974	Pittsburgh, AFC	1,466			
2003	Dal. Cowboys, NFC	2,631		Atlanta, NFC	1,572			
	Buffalo, AFC	2,707	1973	Miami, AFC	1,290			
2002	Tampa Bay, NFC	2,490		Atlanta, NFC	1,430			
	Indianapolis, AFC	2,917	1972	Minnesota, NFC	1,699			
2001	Miami, AFC	2,829		Cle. Browns, AFC	1,736			
	Philadelphia, NFC	2,864	1971	Atlanta, NFC	1,638			
2000	Tennessee, AFC	2,423		Bal. Colts, AFC	1,739			
	Washington, NFC	2,621	1970	Minnesota, NFC	1,438			
1999	Buffalo, AFC	2,675		Kansas City, AFC	2,010			
	Tampa Bay, NFC	2,873	1969	Minnesota, NFL	1,631			
1998	Philadelphia, NFC	2,720		Kansas City, AFL	2,072			
	Oak. Raiders, AFC	2,876	1968	Hou. Oilers, AFL	1,671			
1997	Dal. Cowboys, NFC	2,522		Green Bay, NFL	1,796			
	Indianapolis, AFC	2,820	1967	Green Bay, NFL	1,377			
1996	Green Bay, NFC	2,740		Buffalo, AFL	1,825			
	Pittsburgh, AFC	2,947	1966	Green Bay, NFL	1,959			
1995	N.Y. Jets, AFC	2,740		Oak. Raiders, AFL	2,118			
	Philadelphia, NFC	2,816	1965	Green Bay, NFL	1,981			
1994	Dal. Cowboys, NFC	2,752		S.D. Chargers, AFL	2,168			

# SUPER BOWL RECORDS

Compiled by Elias Sports Bureau

Super Bowl I, 1/15/67  
 Super Bowl II, 1/14/68  
 Super Bowl III, 1/12/69  
 Super Bowl IV, 1/11/70  
 Super Bowl V, 1/17/71  
 Super Bowl VI, 1/16/72  
 Super Bowl VII, 1/14/73  
 Super Bowl VIII, 1/13/74  
 Super Bowl IX, 1/12/75  
 Super Bowl X, 1/18/76  
 Super Bowl XI, 1/9/77  
 Super Bowl XII, 1/15/78  
 Super Bowl XIII, 1/21/79  
 Super Bowl XIV, 1/20/80  
 Super Bowl XV, 1/25/81  
 Super Bowl XVI, 1/24/82  
 Super Bowl XVII, 1/30/83  
 Super Bowl XVIII, 1/22/84  
 Super Bowl XIX, 1/20/85  
 Super Bowl XX, 1/26/86  
 Super Bowl XXI, 1/25/87  
 Super Bowl XXII, 1/31/88  
 Super Bowl XXIII, 1/22/89  
 Super Bowl XXIV, 1/28/90  
 Super Bowl XXV, 1/27/91  
 Super Bowl XXVI, 1/26/92  
 Super Bowl XXVII, 1/31/93  
 Super Bowl XXVIII, 1/30/94  
 Super Bowl XXIX, 1/29/95

Super Bowl XXX, 1/28/96  
 Super Bowl XXXI, 1/26/97  
 Super Bowl XXXII, 1/25/98  
 Super Bowl XXXIII, 1/31/99  
 Super Bowl XXXIV, 1/30/00  
 Super Bowl XXXV, 1/28/01  
 Super Bowl XXXVI, 2/3/02  
 Super Bowl XXXVII, 1/26/03  
 Super Bowl XXXVIII, 2/1/04  
 Super Bowl XXXIX, 2/6/05  
 Super Bowl XL, 2/5/06  
 Super Bowl XLI, 2/4/07  
 Super Bowl XLII, 2/3/08  
 Super Bowl XLIII, 2/1/09  
 Super Bowl XLIV, 2/7/10  
 Super Bowl XLV, 2/6/11  
 Super Bowl XLVI, 2/5/12  
 Super Bowl XLVII, 2/3/13  
 Super Bowl XLVIII, 2/2/14  
 Super Bowl XLIX, 2/1/15  
 Super Bowl 50, 2/7/16  
 Super Bowl LI, 2/5/17  
 Super Bowl LII, 2/4/18  
 Super Bowl LIII, 2/3/19  
 Super Bowl LIV, 2/2/20  
 Super Bowl LV, 2/7/21  
 Super Bowl LVI, 2/13/22  
 Super Bowl LVII, 2/12/23  
 Super Bowl LVIII, 2/11/24

## INDIVIDUAL RECORDS

### SERVICE

#### Most Games

- Tom Brady, New England, XXXVI, XXXVIII-XXXIX, XLII, XLVI, XLIX, LI-LIII; Tampa Bay, LV
- Mike Lodish, Buffalo, XXV-XXVIII; Denver, XXXII-XXXIII  
 Stephen Gostkowski, New England, XLII, XLVI, XLIX, LI-LIII
- Marv Fleming, Green Bay, I-II; Miami, VI-VIII  
 Larry Cole, Dal. Cowboys, V-VI, X, XII-XIII  
 Cliff Harris, Dal. Cowboys, V-VI, X, XII-XIII  
 Charles Haley, San Francisco, XXIII-XXIV;  
 Dal. Cowboys, XXVII-XXVIII, XXX  
 D.D. Lewis, Dal. Cowboys, V-VI, X, XII-XIII  
 Preston Pearson, Bal. Colts, III; Pittsburgh, IX;  
 Dal. Cowboys, X, XII-XIII  
 Charlie Waters, Dal. Cowboys, V-VI, X, XII-XIII  
 Rayfield Wright, Dal. Cowboys, V-VI, X, XII-XIII  
 Cornelius Bennett, Buffalo, XXV-XXVIII; Atlanta, XXXIII  
 John Elway, Denver, XXI-XXII, XXIV, XXXII-XXXIII  
 Glenn Parker, Buffalo, XXV-XXVIII; N.Y. Giants, XXXV  
 Bill Romanowski, San Francisco, XXIII-XXIV; Denver,  
 XXXII-XXXIII; Oak. Raiders, XXXVII  
 Adam Vinatieri, New England, XXXI, XXXVI, XXXVIII,  
 XXXIX; Indianapolis, XLI  
 Tedy Bruschi, New England, XXXI, XXXVI,  
 XXXVIII-XXXIX, XLII  
 Matt Light, New England, XXXVI, XXXVIII-XXXIX,  
 XLII, XLVI  
 Patrick Chung, New England, XLVI, XLIX, LI-LIII  
 Devin McCourty, New England, XLVI, XLIX, LI-LIII  
 Matthew Slater, New England, XLVI, XLIX, LI-LIII  
 Rob Gronkowski, New England, XLVI, XLIX, LII-LIII;  
 Tampa Bay, LV

#### Most Games, Winning Team

- Tom Brady, New England, XXXVI, XXXVIII-XXXIX, XLIX, LI, LIII; Tampa Bay, LV
- Charles Haley, San Francisco, XXIII-XXIV;  
 Dal. Cowboys, XXVII-XXVIII, XXX
- By many players

#### Most Games, Coach

- Bill Belichick, New England, XXXVI, XXXVIII-XXXIX, XLII, XLVI, XLIX, LI-LIII
- Don Shula, Bal. Colts, III; Miami, VI-VIII, XVII, XIX
- Tom Landry, Dal. Cowboys, V-VI, X, XII-XIII  
 Andy Reid, Philadelphia, XXXIX; Kansas City, LIV-LV,  
 LVII-LVIII

#### Most Games, Winning Team, Coach

- Bill Belichick, New England, XXXVI, XXXVIII-XXXIX, XLIX, LI, LIII
- Chuck Noll, Pittsburgh, IX-X, XIII-XIV
- Bill Walsh, San Francisco, XVI, XIX, XXII, XXIII  
 Joe Gibbs, Washington, XVII, XXII, XXVI  
 Andy Reid, Kansas City, LIV, LVII-LVIII

#### Most Games, Losing Team, Coach

- Bud Grant, Minnesota, IV, VIII-IX, XI  
 Don Shula, Bal. Colts, III; Miami, VI, XVII, XIX  
 Marv Levy, Buffalo, XXV-XXVIII  
 Dan Reeves, Denver, XXI-XXII, XXIV; Atlanta, XXXIII
- Tom Landry, Dal. Cowboys, V, X, XIII  
 Bill Belichick, New England, XLII, XLVI, LII

## SCORING POINTS

### Most Points, Career

- Jerry Rice, San Francisco-Oak. Raiders, 4 games (8-t)
- Harrison Butker, Kansas City, 4 games (9-fg, 10-xp)
- Adam Vinatieri, New England-Indianapolis, 5 games (7-fg, 13-xp)

### Most Points, Game

- James White, New England vs. Atlanta, LI (3-t, 2-pt) (OT)
- Jalen Hurts, Philadelphia vs. Kansas City, LVII (3-t, 2-pt)
- Roger Craig, San Francisco vs. Miami, XIX (3-t)  
 Jerry Rice, San Francisco vs. Denver, XXIV (3-t);  
 vs. S.D. Chargers, XXIX (3-t)  
 Ricky Watters, San Francisco vs. S.D. Chargers,  
 XXIX (3-t)  
 Terrell Davis, Denver vs. Green Bay, XXXII (3-t)
- Don Chandler, Green Bay vs. Oak. Raiders, II (3-pat, 4-fg)

## TOUCHDOWNS

### Most Touchdowns, Career

- Jerry Rice, San Francisco-Oak. Raiders, 4 games (8-p)
- Emmitt Smith, Dal. Cowboys, 3 games (5-r)  
 Rob Gronkowski, New England-Tampa Bay,  
 5 games (5-p)
- Franco Harris, Pittsburgh, 4 games (4-r)  
 Roger Craig, San Francisco, 3 games (2-r, 2-p)  
 Thurman Thomas, Buffalo, 4 games (4-r)  
 John Elway, Denver, 5 games (4-r)  
 James White, New England, 3 games (3-r, 1-p)

### Most Touchdowns, Game

- Roger Craig, San Francisco vs. Miami, XIX (1-r, 2-p)  
 Jerry Rice, San Francisco vs. Denver, XXIV (3-p);  
 vs. S.D. Chargers, XXIX (3-p)  
 Ricky Watters, San Francisco vs. S.D. Chargers,  
 XXIX (1-r, 2-p)  
 Terrell Davis, Denver vs. Green Bay, XXXII (3-r)  
 James White, New England vs. Atlanta, LI (OT)  
 (2-r, 1-p)  
 Jalen Hurts, Philadelphia vs. Kansas City, LVII (3-r)
- Max McGee, Green Bay vs. Kansas City, I (2-p)  
 Elijah Pitts, Green Bay vs. Kansas City, I (2-r)  
 Bill Miller, Oak. Raiders vs. Green Bay, II (2-p)  
 Larry Csonka, Miami vs. Minnesota, VIII (2-r)  
 Pete Banaszak, Oak. Raiders vs. Minnesota, XI (2-r)  
 John Stallworth, Pittsburgh vs. Dal. Cowboys, XIII (2-p)  
 Franco Harris, Pittsburgh vs. L.A. Rams, XIV (2-r)  
 Cliff Branch, Oak. Raiders vs. Philadelphia, XV (2-p)  
 Dan Ross, Cincinnati vs. San Francisco, XVI (2-p)  
 Marcus Allen, L.A. Raiders vs. Washington, XVIII (2-r)  
 Jim McMahon, Chi. Bears vs. New England, XX (2-r)  
 Ricky Sanders, Washington vs. Denver, XXII (2-p)  
 Timmy Smith, Washington vs. Denver, XXII (2-r)  
 Tom Rathman, San Francisco vs. Denver, XXIV (2-r)  
 Gerald Riggs, Washington vs. Buffalo, XXVI (2-r)

## SUPER BOWL RECORDS

Michael Irvin, Dal. Cowboys vs. Buffalo, XXVII (2-p)  
 Emmitt Smith, Dal. Cowboys vs. Buffalo, XXVIII (2-r)  
 Emmitt Smith, Dal. Cowboys vs. Pittsburgh, XXX (2-r)  
 Antonio Freeman, Green Bay vs. Denver, XXXII (2-p)  
 Howard Griffith, Denver vs. Atlanta, XXXIII (2-r)  
 Eddie George, Tennessee vs. St.L. Rams, XXXIV (2-r)  
 Keenan McCardell, Tampa Bay vs. Oak. Raiders, XXXVII (2-r)  
 Dwight Smith, Tampa Bay vs. Oak. Raiders, XXXVII (2-ret)  
 Larry Fitzgerald, Arizona vs. Pittsburgh, XLIII (2-p)  
 Greg Jennings, Green Bay vs. Pittsburgh, XLV (2-p)  
 Jacoby Jones, Bal. Ravens vs. San Francisco, XLVII (1-r, 1-ret)  
 Rob Gronkowski, New England vs. Philadelphia, LII (2-p)  
 Damien Williams, Kansas City vs. San Francisco, LIV (1-r, 1-p)  
 Rob Gronkowski, Tampa Bay vs. Kansas City, LV (2-p)  
 Tee Higgins, Cincinnati vs. L.A. Rams, LVI (2-p)  
 Cooper Kupp, L.A. Rams vs. Cincinnati, LVI (2-p)

### POINTS AFTER TOUCHDOWN

#### Most (One-Point) Points After Touchdown, Career

- 13 Adam Vinatieri, New England-Indianapolis, 5 games (13 att)
- 12 Stephen Gostkowski, New England, 6 games (14 att)
- 10 Harrison Butler, Kansas City, 4 games (10 att)

#### Most (One-Point) Points After Touchdown, Game

- 7 Mike Cofer, San Francisco vs. Denver, XXIV (8 att)  
 Lin Elliott, Dal. Cowboys vs. Buffalo, XXVII (7 att)  
 Doug Brien, San Francisco vs. S.D. Chargers, XXIX (7 att)
- 6 Ali Haji-Sheikh, Washington vs. Denver, XXII (6 att)  
 Martin Gramatica, Tampa Bay vs. Oak. Raiders, XXXVII (6 att)
- 5 Don Chandler, Green Bay vs. Kansas City, I (5 att)  
 Roy Gerela, Pittsburgh vs. Dal. Cowboys, XIII (5 att)  
 Chris Bahr, L.A. Raiders vs. Washington, XVIII (5 att)  
 Ray Wersching, San Francisco vs. Miami, XIX (5 att)  
 Kevin Butler, Chi. Bears vs. New England, XX (5 att)  
 Steven Hauschka, Seattle vs. Denver, XLVIII (5 att)  
 Harrison Butler, Kansas City vs. Philadelphia, LVII (5 att)

#### Most Two-Point Conversions, Game

- 1 Mark Seay, S.D. Chargers vs. San Francisco, XXIX  
 Alfred Pupunu, S.D. Chargers vs. San Francisco, XXIX  
 Mark Chmura, Green Bay vs. New England, XXXI  
 Kevin Faulk, New England vs. Carolina, XXXVIII  
 Lance Moore, New Orleans vs. Indianapolis, XLIV  
 Antwaan Randle El, Pittsburgh vs. Green Bay, XLV  
 Wes Welker, Denver vs. Seattle, XLVIII  
 Bennie Fowler, Denver vs. Carolina, 50  
 Danny Amendola, New England vs. Atlanta, LI (OT)  
 James White, New England vs. Atlanta, LI (OT)  
 Jalien Hurts, Philadelphia vs. Kansas City, LVII

### FIELD GOALS

#### Field Goals Attempted, Career

- 10 Adam Vinatieri, New England-Indianapolis, 5 games
- 9 Stephen Gostkowski, New England, 6 games  
 Harrison Butler, Kansas City, 4 games
- 6 Jim Turner, N.Y. Jets-Denver, 2 games  
 Roy Gerela, Pittsburgh, 3 games  
 Rich Karlis, Denver, 2 games  
 Jeff Wilkins, St.L. Rams, 2 games

#### Most Field Goals Attempted, Game

- 5 Jim Turner, N.Y. Jets vs. Bal. Colts, III  
 Efen Herrera, Dal. Cowboys vs. Denver, XII
- 4 Don Chandler, Green Bay vs. Oak. Raiders, II  
 Roy Gerela, Pittsburgh vs. Dal. Cowboys, X  
 Ray Wersching, San Francisco vs. Cincinnati, XVI  
 Rich Karlis, Denver vs. N.Y. Giants, XXI  
 Mike Cofer, San Francisco vs. Cincinnati, XXIII  
 Jason Elam, Denver vs. Atlanta, XXXIII  
 Jeff Wilkins, St.L. Rams vs. Tennessee, XXXIV  
 Adam Vinatieri, Indianapolis vs. Chi. Bears, XLI

### Most Field Goals, Career

- 9 Harrison Butler, Kansas City, 4 games
- 7 Adam Vinatieri, New England-Indianapolis, 5 games (10 att)  
 Stephen Gostkowski, New England, 6 games (9 att)
- 5 Ray Wersching, San Francisco, 2 games (5 att)  
 Jake Elliott, Philadelphia, 2 games (5 att)

### Most Field Goals, Game

- 4 Don Chandler, Green Bay vs. Oak. Raiders, II  
 Ray Wersching, San Francisco vs. Cincinnati, XVI  
 Harrison Butler, Kansas City vs. San Francisco, LVIII
- 3 Jim Turner, N.Y. Jets vs. Bal. Colts, III  
 Jan Stenerud, Kansas City vs. Minnesota, IV  
 Uwe von Schamann, Miami vs. San Francisco, XIX  
 Kevin Butler, Chi. Bears vs. New England, XX  
 Jim Breech, Cincinnati vs. San Francisco, XXIII  
 Chip Lohmiller, Washington vs. Buffalo, XXVI  
 Eddie Murray, Dal. Cowboys vs. Buffalo, XXVIII  
 Jeff Wilkins, St.L. Rams vs. Tennessee, XXXIV  
 Adam Vinatieri, Indianapolis vs. Chi. Bears, XLI  
 Garrett Hartley, New Orleans vs. Indianapolis, XLIV  
 David Akers, San Francisco vs. Bal. Ravens, XLVII  
 Brandon McManus, Denver vs. Carolina, 50  
 Jake Elliott, Philadelphia vs. New England, LII  
 Harrison Butler, Kansas City vs. Tampa Bay, LV  
 Jake Moody, San Francisco vs. Kansas City, LVIII

### Longest Field Goal

- 57 Harrison Butler, Kansas City vs. San Francisco, LVIII
- 55 Jake Moody, San Francisco vs. Kansas City, LVIII
- 54 Steve Christie, Buffalo vs. Dal. Cowboys, XXXVIII

### SAFETIES

#### Most Safeties, Game

- 1 Dwight White, Pittsburgh vs. Minnesota, IX  
 Reggie Harrison, Pittsburgh vs. Dal. Cowboys, X  
 Henry Waechter, Chi. Bears vs. New England, XX  
 George Martin, N.Y. Giants vs. Denver, XXI  
 Bruce Smith, Buffalo vs. N.Y. Giants, XXV  
 Chris Culliver, San Francisco vs. Bal. Ravens, XLVII  
 Cliff Avril, Seattle vs. Denver, XLVIII

### RUSHING

#### ATTEMPTS

#### Most Attempts, Career

- 101 Franco Harris, Pittsburgh, 4 games
- 70 Emmitt Smith, Dal. Cowboys, 3 games
- 64 John Riggins, Washington, 2 games

#### Most Attempts, Game

- 38 John Riggins, Washington vs. Miami, XVII
- 34 Franco Harris, Pittsburgh vs. Minnesota, IX
- 33 Larry Csonka, Miami vs. Minnesota, VIII

### YARDS GAINED

#### Most Yards Gained, Career

- 354 Franco Harris, Pittsburgh, 4 games
- 297 Larry Csonka, Miami, 3 games
- 289 Emmitt Smith, Dal. Cowboys, 3 games

#### Most Yards Gained, Game

- 204 Timmy Smith, Washington vs. Denver, XXII
- 191 Marcus Allen, L.A. Raiders vs. Washington, XVIII
- 166 John Riggins, Washington vs. Miami, XVII

#### Longest Run From Scrimmage

- 75 Willie Parker, Pittsburgh vs. Seattle, XL (TD)
- 74 Marcus Allen, L.A. Raiders vs. Washington, XVIII (TD)
- 58 Tom Matte, Bal. Colts vs. N.Y. Jets, III  
 Timmy Smith, Washington vs. Denver, XXII (TD)

### AVERAGE GAIN

#### Highest Average Gain, Career (20 attempts)

- 9.6 Marcus Allen, L.A. Raiders, 1 game (20-191)
- 9.3 Timmy Smith, Washington, 1 game (22-204)
- 5.9 Patrick Mahomes, Kansas City, 4 games (29-172)

#### Highest Average Gain, Game (10 attempts)

- 10.5 Tom Matte, Bal. Colts vs. N.Y. Jets, III (11-116)
- 9.6 Marcus Allen, L.A. Raiders vs. Washington, XVIII (20-191)
- 9.3 Willie Parker, Pittsburgh vs. Seattle, XL (10-93)

**TOUCHDOWNS**

**Most Touchdowns, Career**

- 5 Emmitt Smith, Dal. Cowboys, 3 games
- 4 Franco Harris, Pittsburgh, 4 games
- Thurman Thomas, Buffalo, 4 games
- John Elway, Denver, 5 games
- 3 Terrell Davis, Denver, 2 games
- James White, New England, 2 games
- Jalen Hurts, Philadelphia, 1 game

**Most Touchdowns, Game**

- 3 Terrell Davis, Denver vs. Green Bay, XXXII
- Jalen Hurts, Philadelphia vs. Kansas City, LVII
- 2 Elijah Pitts, Green Bay vs. Kansas City, I
- Larry Csonka, Miami vs. Minnesota, VIII
- Pete Banaszak, Oak. Raiders vs. Minnesota, XI
- Franco Harris, Pittsburgh vs. L.A. Rams, XIV
- Marcus Allen, L.A. Raiders vs. Washington, XVIII
- Jim McMahon, Chi. Bears vs. New England, XX
- Timmy Smith, Washington vs. Denver, XXII
- Tom Rathman, San Francisco vs. Denver, XXIV
- Gerald Riggs, Washington vs. Buffalo, XXVI
- Emmitt Smith, Dal. Cowboys vs. Buffalo, XXVIII
- Emmitt Smith, Dal. Cowboys vs. Pittsburgh, XXX
- Howard Griffith, Denver vs. Atlanta, XXXIII
- Eddie George, Tennessee vs. St.L. Rams, XXXIV
- James White, New England vs. Atlanta, LI (OT)

**PASSING**

**PASSER RATING**

**Highest Passer Rating, Career (40 attempts)**

- 127.8 Joe Montana, San Francisco, 4 games
- 122.8 Jim Plunkett, Oak.-L.A. Raiders, 2 games
- 117.4 Russell Wilson, Seattle, 2 games

**ATTEMPTS**

**Most Passes Attempted, Career**

- 421 Tom Brady, New England-Tampa Bay, 10 games
- 164 Patrick Mahomes, Kansas City, 4 games
- 155 Peyton Manning, Indianapolis-Denver, 4 games

**Most Passes Attempted, Game**

- 62 Tom Brady, New England vs. Atlanta, LI (OT)
- 58 Jim Kelly, Buffalo vs. Washington, XXVI
- 51 Donovan McNabb, Philadelphia vs. New England, XXXIX

**COMPLETIONS**

**Most Passes Completed, Career**

- 277 Tom Brady, New England-Tampa Bay, 10 games
- 107 Patrick Mahomes, Kansas City, 4 games
- 103 Peyton Manning, Indianapolis-Denver, 4 games

**Most Passes Completed, Game**

- 43 Tom Brady, New England vs. Atlanta, LI (OT)
- 37 Tom Brady, New England vs. Seattle, XLIX
- 34 Peyton Manning, Denver vs. Seattle, XLVIII
- Patrick Mahomes, Kansas City vs. San Francisco, LVIII

**Most Consecutive Completions, Game**

- 16 Tom Brady, New England vs. N.Y. Giants, XLVI
- 13 Joe Montana, San Francisco vs. Denver, XXIV
- 10 Phil Simms, N.Y. Giants vs. Denver, XXI
- Troy Aikman, Dal. Cowboys vs. Pittsburgh, XXX
- Kurt Warner, Arizona vs. Pittsburgh, XLIII
- Drew Brees, New Orleans vs. Indianapolis, XLIV
- Tom Brady, New England vs. Atlanta, LI (OT)
- Jimmy Garoppolo, San Francisco vs. Kansas City, LIV

**COMPLETION PERCENTAGE**

**Highest Completion Percentage, Career (40 attempts)**

- 70.0 Troy Aikman, Dal. Cowboys, 3 games, (80-56)
- 68.0 Joe Montana, San Francisco, 4 games (122-83)
- 66.5 Peyton Manning, Indianapolis-Denver, 4 games (155-103)

**Highest Completion Percentage, Game (20 attempts)**

- 88.0 Phil Simms, N.Y. Giants vs. Denver, XXI (25-22)
- 82.1 Drew Brees, New Orleans vs. Indianapolis, XLIV (39-32)
- 77.8 Patrick Mahomes, Kansas City vs. Philadelphia, LVII (27-21)

**YARDS GAINED**

**Most Yards Gained, Career**

- 3,039 Tom Brady, New England-Tampa Bay, 10 games
- 1,156 Kurt Warner, St.L. Rams-Arizona, 3 games
- 1,142 Joe Montana, San Francisco, 4 games

**Most Yards Gained, Game**

- 505 Tom Brady, New England vs. Philadelphia, LII
- 466 Tom Brady, New England vs. Atlanta, LI (OT)
- 414 Kurt Warner, St.L. Rams vs. Tennessee, XXXIV

**Longest Pass Completion**

- 85 Jake Delhomme (to Muhammad), Carolina vs. New England, XXXVIII (TD)
- 81 Brett Favre (to Freeman), Green Bay vs. New England, XXXI (TD)
- 80 Jim Plunkett (to King), Oak. Raiders vs. Philadelphia, XV (TD)
- Doug Williams (to Sanders), Washington vs. Denver, XXII (TD)
- John Elway (to R.Smith), Denver vs. Atlanta, XXXIII (TD)

**AVERAGE GAIN**

**Highest Average Gain, Career (40 attempts)**

- 11.10 Terry Bradshaw, Pittsburgh, 4 games (84-932)
- 9.85 Russell Wilson, Seattle, 2 games (46-453)
- 9.62 Bart Starr, Green Bay, 2 games (47-452)

**Highest Average Gain, Game (20 attempts)**

- 14.71 Terry Bradshaw, Pittsburgh vs. L.A. Rams, XIV (21-309)
- 12.80 Jim McMahon, Chi. Bears vs. New England, XX (20-256)
- 12.43 Jim Plunkett, Oak. Raiders vs. Philadelphia, XV (21-261)

**TOUCHDOWNS**

**Most Touchdown Passes, Career**

- 21 Tom Brady, New England-Tampa Bay, 10 games
- 11 Joe Montana, San Francisco, 4 games
- 9 Terry Bradshaw, Pittsburgh, 4 games

**Most Touchdown Passes, Game**

- 6 Steve Young, San Francisco vs. S.D. Chargers, XXIX
- 5 Joe Montana, San Francisco vs. Denver, XXIV
- 4 Terry Bradshaw, Pittsburgh vs. Dal. Cowboys, XIII
- Doug Williams, Washington vs. Denver, XXII
- Troy Aikman, Dal. Cowboys vs. Buffalo, XXVII
- Tom Brady, New England vs. Seattle, XLIX

**HAD INTERCEPTED**

**Lowest Percentage, Passes Had Intercepted, Career (40 attempts)**

- 0.00 Jim Plunkett, Oak.-L.A. Raiders, 2 games (46-0)
- Joe Montana, San Francisco, 4 games (122-0)
- 1.25 Troy Aikman, Dal. Cowboys, 3 games (80-1)
- 1.35 Eli Manning, N.Y. Giants, 2 games (74-1)

**Most Attempts, Without Interception, Game**

- 48 Tom Brady, New England vs. N.Y. Giants, XLII
- Tom Brady, New England vs. Philadelphia, LII
- 45 Kurt Warner, St.L. Rams vs. Tennessee, XXXIV
- 40 Eli Manning, N.Y. Giants vs. New England, XLVI

**Most Passes Had Intercepted, Career**

- 8 John Elway, Denver, 5 games
- 7 Craig Morton, Dal. Cowboys-Denver, 2 games
- Jim Kelly, Buffalo, 4 games
- 6 Fran Tarkenton, Minnesota, 3 games
- Tom Brady, New England-Tampa Bay, 10 games

**Most Passes Had Intercepted, Game**

- 5 Rich Gannon, Oak. Raiders vs. Tampa Bay, XXXVII
- 4 Craig Morton, Denver vs. Dal. Cowboys, XII
- Jim Kelly, Buffalo vs. Washington, XXVI
- Drew Bledsoe, New England vs. Green Bay, XXXI
- Kerry Collins, N.Y. Giants vs. Bal. Ravens, XXXV
- 3 By 11 players

## SUPER BOWL RECORDS

### PASS RECEIVING RECEPTIONS

#### Most Receptions, Career

- 33 Jerry Rice, San Francisco-Oak. Raiders, 4 games
- 31 Travis Kelce, Kansas City, 4 games
- 29 Rob Gronkowski, New England-Tampa Bay, 5 games

#### Most Receptions, Game

- 14 James White, New England vs. Atlanta, LI (OT)
- 13 Demaryius Thomas, Denver vs. Seattle, XLVIII
- 11 Dan Ross, Cincinnati vs. San Francisco, XVI
- Jerry Rice, San Francisco vs. Cincinnati, XXIII
- Deion Branch, New England vs. Philadelphia, XXXIX
- Wes Welker, New England vs. N.Y. Giants, XLII
- Shane Vereen, New England vs. Seattle, XLIX

### YARDS GAINED

#### Most Yards Gained, Career

- 589 Jerry Rice, San Francisco-Oak. Raiders, 4 games
- 364 Lynn Swann, Pittsburgh, 4 games
- Rob Gronkowski, New England-Tampa Bay, 5 games
- 350 Travis Kelce, Kansas City, 4 games

#### Most Yards Gained, Game

- 215 Jerry Rice, San Francisco vs. Cincinnati, XXIII
- 193 Ricky Sanders, Washington vs. Denver, XXII
- 162 Isaac Bruce, St.L. Rams vs. Tennessee, XXXIV

#### Longest Reception

- 85 Muhsin Muhammad (from Delhomme), Carolina vs. New England, XXXVIII
- 81 Antonio Freeman (from Favre), Green Bay vs. New England, XXXI (TD)
- 80 Kenny King (from Plunkett), Oak. Raiders vs. Philadelphia, XV (TD)
- Ricky Sanders (from Williams), Washington vs. Denver, XXII (TD)
- Rod Smith (from Elway), Denver vs. Atlanta, XXXIII

### AVERAGE GAIN

#### Highest Average Gain, Career (8 receptions)

- 24.4 John Stallworth, Pittsburgh, 4 games (11-268)
- 23.4 Ricky Sanders, Washington, 2 games (10-234)
- 22.8 Lynn Swann, Pittsburgh, 4 games (16-364)

#### Highest Average Gain, Game (3 receptions)

- 40.33 John Stallworth, Pittsburgh vs. L.A. Rams, XIV (3-121)
- 40.25 Lynn Swann, Pittsburgh vs. Dal. Cowboys, X (4-161)
- 38.33 John Stallworth, Pittsburgh vs. Dal. Cowboys, XIII (3-115)

### TOUCHDOWNS

#### Most Touchdowns, Career

- 8 Jerry Rice, San Francisco-Oak. Raiders, 4 games
- 5 Rob Gronkowski, New England-Tampa Bay, 5 games
- 3 John Stallworth, Pittsburgh, 4 games
- Lynn Swann, Pittsburgh, 4 games
- Cliff Branch, Oak.-L.A. Raiders, 3 games
- Antonio Freeman, Green Bay, 2 games

#### Most Touchdowns, Game

- 3 Jerry Rice, San Francisco vs. Denver, XXIV; vs. S.D. Chargers, XXIX
- 2 Max McGee, Green Bay vs. Kansas City, I
- Bill Miller, Oak. Raiders vs. Green Bay, II
- John Stallworth, Pittsburgh vs. Dal. Cowboys, XIII
- Cliff Branch, Oak. Raiders vs. Philadelphia, XV
- Dan Ross, Cincinnati vs. San Francisco, XVI
- Roger Craig, San Francisco vs. Miami, XIX
- Ricky Sanders, Washington vs. Denver, XXII
- Michael Irvin, Dal. Cowboys vs. Buffalo, XXVII
- Ricky Watters, San Francisco vs. S.D. Chargers, XXIX
- Antonio Freeman, Green Bay vs. Denver, XXXII
- Keenan McCardell, Tampa Bay vs. Oak. Raiders, XXXVII
- Larry Fitzgerald, Arizona vs. Pittsburgh, XLIII
- Greg Jennings, Green Bay vs. Pittsburgh, XLV
- Rob Gronkowski, New England vs. Philadelphia, LII
- Rob Gronkowski, Tampa Bay vs. Kansas City, LV
- Tee Higgins, Cincinnati vs. L.A. Rams, LVI
- Cooper Kupp, L.A. Rams vs. Cincinnati, LVI

### INTERCEPTIONS BY

#### Most Interceptions By, Career

- 3 Chuck Howley, Dal. Cowboys, 2 games
- Rod Martin, Oak.-L.A. Raiders, 2 games
- Larry Brown, Dal. Cowboys, 3 games
- 2 Randy Beverly, N.Y. Jets, 1 game
- Jake Scott, Miami, 3 games
- Mike Wagner, Pittsburgh, 3 games
- Mel Blount, Pittsburgh, 4 games
- Eric Wright, San Francisco, 4 games
- Barry Wilburn, Washington, 1 game
- Brad Edwards, Washington, 1 game
- Thomas Everett, Dal. Cowboys, 2 games
- James Washington, Dal. Cowboys, 2 games
- Darrien Gordon, S.D. Chargers-Denver-Oak. Raiders, 4 games
- Dexter Jackson, Tampa Bay, 1 game
- Dwight Smith, Tampa Bay, 1 game
- Rodney Harrison, S.D. Chargers-New England, 4 games

#### Most Interceptions By, Game

- 3 Rod Martin, Oak. Raiders vs. Philadelphia, XV
- 2 Randy Beverly, N.Y. Jets vs. Bal. Colts, III
- Chuck Howley, Dal. Cowboys vs. Bal. Colts, V
- Jake Scott, Miami vs. Washington, VII
- Barry Wilburn, Washington vs. Denver, XXII
- Brad Edwards, Washington vs. Buffalo, XXVI
- Thomas Everett, Dal. Cowboys vs. Buffalo, XXVII
- Larry Brown, Dal. Cowboys vs. Pittsburgh, XXX
- Darrien Gordon, Denver vs. Atlanta, XXXIII
- Dexter Jackson, Tampa Bay vs. Oak. Raiders, XXXVII
- Dwight Smith, Tampa Bay vs. Oak. Raiders, XXXVII
- Rodney Harrison, New England vs. Philadelphia, XXXIX

### YARDS GAINED

#### Most Yards Gained, Career

- 108 Darrien Gordon, S.D. Chargers-Denver-Oak. Raiders, 4 games
- 100 James Harrison, Pittsburgh, 2 games
- 94 Dwight Smith, Tampa Bay, 1 game

#### Most Yards Gained, Game

- 108 Darrien Gordon, Denver vs. Atlanta, XXXIII
- 100 James Harrison, Pittsburgh vs. Arizona, XLIII
- 94 Dwight Smith, Tampa Bay vs. Oak. Raiders, XXXVII

#### Longest Return

- 100 James Harrison, Pittsburgh vs. Arizona, XLIII (TD)
- 82 Robert Alford, Atlanta vs. New England, LI (OT) (TD)
- 76 Kelly Herndon, Seattle vs. Pittsburgh, XL

### TOUCHDOWNS

#### Most Touchdowns, Game

- 2 Dwight Smith, Tampa Bay vs. Oak. Raiders, XXXVII
- 1 Herb Adderley, Green Bay vs. Oak. Raiders, II
- Willie Brown, Oak. Raiders vs. Minnesota, XI
- Jack Squirek, L.A. Raiders vs. Washington, XVIII
- Reggie Phillips, Chi. Bears vs. New England, XX
- Duane Starks, Bal. Ravens vs. N.Y. Giants, XXXV
- Ty Law, New England vs. St.L. Rams, XXXVI
- Derrick Brooks, Tampa Bay vs. Oak. Raiders, XXXVII
- Kelvin Hayden, Indianapolis vs. Chi. Bears, XLI
- James Harrison, Pittsburgh vs. Arizona, XLIII
- Tracy Porter, New Orleans vs. Oak. Raiders, XLIV
- Nick Collins, Green Bay vs. Pittsburgh, XLV
- Malcolm Smith, Seattle vs. Denver, XLVIII
- Robert Alford, Atlanta vs. New England, LI (OT)

### PUNTING

#### Most Punts, Career

- 17 Mike Eischeid, Oak. Raiders-Minnesota, 3 games
- Mike Horan, Denver-St.L. Rams, 4 games
- 16 Brad Maynard, N.Y. Giants-Chi. Bears, 2 games
- 15 Larry Seiple, Miami, 3 games
- Johnny Hekker, L.A. Rams, 2 games

#### Most Punts, Game

- 11 Brad Maynard, N.Y. Giants vs. Bal. Ravens, XXXV
- 10 Kyle Richardson, Bal. Ravens vs. N.Y. Giants, XXXV
- 9 Ron Widby, Dal. Cowboys vs. Bal. Colts, V
- Johnny Hekker, L.A. Rams vs. New England, LIII

# SUPER BOWL RECORDS

## Longest Punt

- 65 Johnny Hekker, L.A. Rams vs. New England, LIII
- 64 Ryan Allen, New England vs. Seattle, XLIX
- 63 Lee Johnson, Cincinnati vs. San Francisco, XXIII

## AVERAGE YARDAGE

### Highest Average, Punting, Career (10 punts)

- 46.5 Jerrel Wilson, Kansas City, 2 games (11-511)
- 45.9 Tommy Townsend, Kansas City, 3 games (10-459)
- 45.2 Johnny Hekker, L.A. Rams, 2 games (15-678)

### Highest Average, Punting, Game (4 punts)

- 50.8 Mitch Wishnowsky, San Francisco vs. Kansas City, LVIII (5-254)  
Tommy Townsend, Kansas City vs. San Francisco, LVIII (5-254)
- 50.2 Tom Rouen, Seattle vs. Pittsburgh, XL (6-301)
- 49.0 Ryan Allen, New England vs. Seattle, XLIX (4-196)

## PUNT RETURNS

### Most Punt Returns, Career

- 8 Troy Brown, New England, 3 games  
Julian Edelman, New England, 4 games
- 6 Willie Wood, Green Bay, 2 games  
Jake Scott, Miami, 3 games  
Theo Bell, Pittsburgh, 2 games  
Mike Nelms, Washington, 1 game  
John Taylor, San Francisco, 3 games  
Desmond Howard, Green Bay, 1 game  
David Meggett, N.Y. Giants-New England, 2 games  
Darrien Gordon, S.D. Chargers-Denver-Oak Raiders, 4 games
- 5 Dana McLemore, San Francisco, 1 game  
Richie James, San Francisco-Kansas City, 2 games

### Most Punt Returns, Game

- 6 Mike Nelms, Washington vs. Miami, XVII  
Desmond Howard, Green Bay vs. New England, XXXI
- 5 Willie Wood, Green Bay vs. Oak Raiders, II  
Dana McLemore, San Francisco vs. Miami, XIX
- 4 By 12 players

### Most Fair Catches, Game

- 4 Jermaine Lewis, Bal. Ravens vs. N.Y. Giants, XXXV  
Karl Williams, Tampa Bay vs. Oak Raiders, XXXVII
- 3 Ron Gardin, Bal. Colts vs. Dal. Cowboys, V  
Golden Richards, Dal. Cowboys vs. Pittsburgh, X  
Greg Pruitt, L.A. Raiders vs. Washington, XVIII  
Al Edwards, Buffalo vs. N.Y. Giants, XXV  
David Meggett, N.Y. Giants vs. Buffalo, XXV  
Jordan Norwood, Denver vs. Carolina, 50  
Ray-Ray McCloud, San Francisco vs. Kasas City, LVIII

## YARDS GAINED

### Most Yards Gained, Career

- 94 John Taylor, San Francisco, 3 games
- 90 Desmond Howard, Green Bay, 1 game
- 77 Kadarius Toney, Kansas City, 1 game

### Most Yards Gained, Game

- 90 Desmond Howard, Green Bay vs. New England, XXXI
- 77 Kadarius Toney, Kansas City vs. Philadelphia, LVII
- 61 Jordan Norwood, Denver vs. Carolina, 50

### Longest Return

- 65 Kadarius Toney, Kansas City vs. Philadelphia, LVII
- 61 Jordan Norwood, Denver vs. Carolina, 50
- 45 John Taylor, San Francisco vs. Cincinnati, XXIII

## AVERAGE YARDAGE

### Highest Average, Career (4 returns)

- 15.7 John Taylor, San Francisco, 3 games (6-94)
- 15.0 Desmond Howard, Green Bay, 1 game (6-90)
- 11.2 David Meggett, N.Y. Giants-New England, 2 games (6-67)

### Highest Average, Game (3 returns)

- 18.7 John Taylor, San Francisco vs. Cincinnati, XXIII (3-56)
- 15.0 Desmond Howard, Green Bay vs. New England, XXXI (6-90)
- 14.0 Terrence Wilkins, Indianapolis vs. Chi. Bears, XLI (3-42)

## TOUCHDOWNS

### Most Touchdowns, Game

None

## KICKOFF RETURNS

### Most Kickoff Returns, Career

- 10 Ken Bell, Denver, 3 games
- 8 Larry Anderson, Pittsburgh, 2 games  
Fulton Walker, Miami, 2 games  
Andre Coleman, S.D. Chargers, 1 game  
Marcus Knight, Oak. Raiders, 1 game
- 7 Preston Pearson, Bal. Colts-Pittsburgh-Dal. Cowboys, 5 games  
Stephen Starring, New England, 1 game  
David Meggett, N.Y. Giants-New England, 2 games

### Most Kickoff Returns, Game

- 8 Andre Coleman, S.D. Chargers vs. San Francisco, XXIX  
Marcus Knight, Oak. Raiders vs. Tampa Bay, XXXVII
- 7 Stephen Starring, New England vs. Chi. Bears, XX
- 6 Darren Carrington, Denver vs. San Francisco, XXIV  
Antonio Freeman, Green Bay vs. Denver, XXXII  
Ron Dixon, N.Y. Giants vs. Bal. Ravens, XXXV

## YARDS GAINED

### Most Yards Gained, Career

- 283 Fulton Walker, Miami, 2 games
- 244 Andre Coleman, S.D. Chargers, 1 game
- 210 Tim Dwight, Atlanta, 1 game

### Most Yards Gained, Game

- 244 Andre Coleman, S.D. Chargers vs. San Francisco, XXIX
- 210 Tim Dwight, Atlanta vs. Denver, XXXIII
- 206 Jacoby Jones, Bal. Ravens vs. San Francisco, XLVII

### Longest Return

- 108 Jacoby Jones, Bal. Ravens vs. San Francisco, XLVII (TD)
- 99 Desmond Howard, Green Bay vs. New England, XXXI (TD)
- 98 Fulton Walker, Miami vs. Washington, XVII (TD)  
Andre Coleman, S.D. Chargers vs. San Francisco, XXIX (TD)

## AVERAGE YARDAGE

### Highest Average, Career (4 returns)

- 42.0 Tim Dwight, Atlanta, 1 game (5-210)
- 41.2 Jacoby Jones, Bal. Ravens, 1 game (5-206)
- 38.5 Desmond Howard, Green Bay, 1 game (4-154)

### Highest Average, Game (3 returns)

- 47.5 Fulton Walker, Miami vs. Washington, XVII (4-190)
- 42.0 Tim Dwight, Atlanta vs. Denver, XXXIII (5-210)
- 41.2 Jacoby Jones, Bal. Ravens vs. San Francisco, XLVII (5-206)

## TOUCHDOWNS

### Most Touchdowns, Game

- 1 Fulton Walker, Miami vs. Washington, XVII  
Stanford Jennings, Cincinnati vs. San Francisco, XXIII  
Andre Coleman, S.D. Chargers vs. San Francisco, XXIX  
Desmond Howard, Green Bay vs. New England, XXXI  
Tim Dwight, Atlanta vs. Denver, XXXIII  
Ron Dixon, N.Y. Giants vs. Bal. Ravens, XXXV  
Jermaine Lewis, Bal. Ravens vs. N.Y. Giants, XXXV  
Devin Hester, Chi. Bears vs. Indianapolis, XLI  
Jacoby Jones, Bal. Ravens vs. San Francisco, XLVII  
Percy Harvin, Seattle vs. Denver, XLVIII

## FUMBLES

### Most Fumbles, Career

- 5 Roger Staubach, Dal. Cowboys, 4 games  
Tom Brady, New England-Tampa Bay, 10 games  
Patrick Mahomes, Kansas City, 4 games
- 4 Jim Kelly, Buffalo, 4 games  
Kurt Warner, St.L. Rams-Arizona, 3 games  
Peyton Manning, Indianapolis-Denver, 4 games
- 3 Franco Harris, Pittsburgh, 4 games  
Terry Bradshaw, Pittsburgh, 4 games  
John Elway, Denver, 5 games  
Frank Reich, Buffalo, 4 games  
Thurman Thomas, Buffalo, 4 games

# SUPER BOWL RECORDS

## Most Fumbles, Game

- 3 Roger Staubach, Dal. Cowboys vs. Pittsburgh, X  
Jim Kelly, Buffalo vs. Washington, XXVI  
Frank Reich, Buffalo vs. Dal. Cowboys, XXVII
- 2 Franco Harris, Pittsburgh vs. Minnesota, IX  
Butch Johnson, Dal. Cowboys vs. Denver, XII  
Terry Bradshaw, Pittsburgh vs. Dal. Cowboys, XIII  
Joe Montana, San Francisco vs. Cincinnati, XXIII  
John Elway, Denver vs. San Francisco, XXIV  
Thurman Thomas, Buffalo vs. Dal. Cowboys, XXVIII  
Rex Grossman, Chi. Bears vs. Indianapolis, XLI  
Eli Manning, N.Y. Giants vs. New England, XLII  
Kurt Warner, Arizona vs. Pittsburgh, XLIII  
Peyton Manning, Denver vs. Carolina, 50  
Cam Newton, Carolina vs. Denver, 50  
Mike Tolbert, Carolina vs. Denver, 50  
Patrick Mahomes, Kansas City vs. San Francisco, LIV  
Patrick Mahomes, Kansas City vs. San Francisco, LVIII

## RECOVERIES

### Most Fumbles Recovered, Career

- 4 Patrick Mahomes, Kansas City, 4 games (4 own)
- Jake Scott, Miami, 3 games (1 own, 1 opp)  
Fran Tarkenton, Minnesota, 3 games (2 own)  
Franco Harris, Pittsburgh, 4 games (2 own)  
Roger Staubach, Dal. Cowboys, 4 games (2 own)  
Bobby Walden, Pittsburgh, 2 games (2 own)  
John Fitzgerald, Dal. Cowboys, 4 games (2 own)  
Randy Hughes, Dal. Cowboys, 3 games (2 opp)  
Butch Johnson, Dal. Cowboys, 2 games (2 own)  
Mike Singletary, Chi. Bears, 1 game (2 opp)  
John Elway, Denver, 5 games (2 own)  
Jimmie Jones, Dal. Cowboys, 2 games (2 opp)  
Kenneth Davis, Buffalo, 4 games (2 own)  
Kurt Warner, St.L. Rams-Arizona, 3 games (2 own)  
Danny Trevathan, Denver 2 games (1 own, 1 opp)  
Richie James, San Francisco-Kansas City, 2 games (2 own)

### Most Fumbles Recovered, Game

- 2 Jake Scott, Miami vs. Minnesota, VIII (1 own, 1 opp)  
Roger Staubach, Dal. Cowboys vs. Pittsburgh, X (2 own)  
Randy Hughes, Dal. Cowboys vs. Denver, XII (2 opp)  
Butch Johnson, Dal. Cowboys vs. Denver, XII (2 own)  
Mike Singletary, Chi. Bears vs. New England, XX (2 opp)  
Jimmie Jones, Dal. Cowboys vs. Buffalo, XXVII (2 opp)  
Danny Trevathan, Denver vs. Carolina, 50 (1 own, 1 opp)

## YARDS GAINED

### Most Yards Gained, Game

- 64 Leon Lett, Dal. Cowboys vs. Buffalo, XXVII (opp)
- 49 Mike Bass, Washington vs. Miami, VII (opp)
- 46 James Washington, Dal. Cowboys vs. Buffalo, XXVIII (opp)

### Longest Return

- 64 Leon Lett, Dal. Cowboys vs. Buffalo, XXVII
- 49 Mike Bass, Washington vs. Miami, VII (TD)
- 46 James Washington, Dal. Cowboys vs. Buffalo, XXVIII (TD)

## TOUCHDOWNS

### Most Touchdowns, Game

- 1 Mike Bass, Washington vs. Miami, VII (opp 49 yds)  
Mike Hegman, Dal. Cowboys vs. Pittsburgh, XIII (opp 37 yds)  
Jimmie Jones, Dal. Cowboys vs. Buffalo, XXVII (opp 2 yds)  
Ken Norton, Dal. Cowboys vs. Buffalo, XXVII (opp 9 yds)  
James Washington, Dal. Cowboys vs. Buffalo, XXVIII (opp 46 yds)  
Malik Jackson, Denver vs. Carolina, 50 (opp 0 yds)  
Nick Bolton, Kansas City vs. Philadelphia, LVII (opp 36 yds)

## COMBINED NET YARDS GAINED

(Rushing, receiving, interception returns, punt returns, kickoff returns, and fumble returns)

## ATTEMPTS

### Most Attempts, Career

- 108 Franco Harris, Pittsburgh, 4 games
- 81 Emmitt Smith, Dal. Cowboys, 3 games
- 72 Roger Craig, San Francisco, 3 games  
Thurman Thomas, Buffalo, 4 games

## Most Attempts, Game

- 39 John Riggins, Washington vs. Miami, XVII
- 35 Franco Harris, Pittsburgh vs. Minnesota, IX
- 34 Matt Snell, N.Y. Jets vs. Bal. Colts, III  
Emmitt Smith, Dal. Cowboys vs. Buffalo, XXVIII

## YARDS GAINED

### Most Yards Gained, Career

- 604 Jerry Rice, San Francisco-Oak. Raiders, 4 games
- 496 Julian Edelman, New England, 4 games
- 468 Franco Harris, Pittsburgh, 4 games

### Most Yards Gained, Game

- 290 Jacoby Jones, Bal. Ravens vs. San Francisco, XLVII
- 244 Andre Coleman, S.D. Chargers vs. San Francisco, XXIX  
Desmond Howard, Green Bay vs. New England, XXXI
- 235 Ricky Sanders, Washington vs. Denver, XXII

## SACKS

Sacks have been compiled since XVII.

### Most Sacks, Career

- 4.5 Charles Haley, San Francisco-Dal. Cowboys, 5 games  
Von Miller, Denver-L.A. Rams, 2 games
- 4.0 Justin Tuck, N.Y. Giants, 2 games
- 3.0 Danny Stubbs, San Francisco, 2 games  
Leonard Marshall, N.Y. Giants, 2 games  
Jeff Wright, Buffalo, 4 games  
Reggie White, Green Bay, 2 games  
Willie McGinest, New England, 4 games  
Tedy Bruschi, New England, 5 games  
Mike Vrabel, New England, 4 games  
Darnell Dockett, Arizona, 1 game  
LaMarr Woodley, Pittsburgh, 2 games  
Kony Ealy, Carolina, 1 game  
Grady Jarrett, Atlanta, 1 game  
Dont'a Hightower, New England, 3 games

### Most Sacks, Game

- 3.0 Reggie White, Green Bay vs. New England, XXXI  
Darnell Dockett, Arizona vs. Pittsburgh, XLIII  
Kony Ealy, Carolina vs. Denver 50  
Grady Jarrett, Atlanta vs. New England, LI (OT)
- 2.5 Von Miller, Denver vs. Carolina, 50  
Trey Flowers, New England vs. Atlanta, LI (OT)
- 2.0 Dwaine Board, San Francisco vs. Miami, XIX  
Dennis Owens, New England vs. Chi. Bears, XX  
Otis Wilson, Chi. Bears vs. New England, XX  
Leonard Marshall, N.Y. Giants vs. Denver, XXI  
Alvin Walton, Washington vs. Denver, XXII  
Charles Haley, San Francisco vs. Cincinnati, XXIII  
Danny Stubbs, San Francisco vs. Denver, XXIV  
Jeff Wright, Buffalo vs. Dal. Cowboys, XXVIII  
Raylee Johnson, S.D. Chargers vs. San Francisco, XXIX  
Chad Hennings, Dal. Cowboys vs. Pittsburgh, XXX  
Tedy Bruschi, New England vs. Green Bay, XXXI  
Michael McCrary, Bal. Ravens vs. N.Y. Giants, XXXV  
Simeon Rice, Tampa Bay vs. Oak. Raiders, XXXVII  
Mike Vrabel, New England vs. Carolina, XXXVIII  
Adalious Thomas, New England vs. N.Y. Giants, XLII  
Justin Tuck, N.Y. Giants vs. New England, XLII;  
vs. New England, XLVI  
LaMarr Woodley, Pittsburgh vs. Arizona, XLIII  
Paul Kruger, Bal. Ravens vs. San Francisco, XLVII  
DeMarcus Ware, Denver vs. Carolina, 50  
Dont'a Hightower, New England vs. L.A. Rams, LIII  
Aaron Donald, L.A. Rams vs. Cincinnati, LVI  
Von Miller, L.A. Rams vs. Cincinnati, LVI



**TEAM RECORDS**

**GAMES, VICTORIES, DEFEATS**

**Most Games**

- 11 New England, XX, XXXI, XXXVI, XXXVIII-XXXIX, XLII, XLVI, XLIX, LI-LIII
- 8 Dal. Cowboys, V-VI, X, XII-XXIII, XXVII-XXVIII, XXX Pittsburgh, IX-X, XIII-XIV, XXX, XL, XLIII, XLV Denver, XII, XXI-XXII, XXIV, XXXII-XXXIII, XLVIII, 50 San Francisco, XVI, XIX, XXIII-XXIV, XXIX, XLVII, LIV, LVIII
- 6 Kansas City, I, IV, LIV-LV, LVII-LVIII

**Most Consecutive Games**

- 4 Buffalo, XXV-XXVIII
- 3 Miami, VI-VIII New England, LI-LIII
- 2 Green Bay, I-II; XXXI-XXXII Dal. Cowboys, V-VI; XII-XXIII; XXVII-XXVIII Minnesota, VIII-IX Pittsburgh, IX-X; XIII-XIV Washington, XVII-XVIII Denver, XXI-XXII; XXXII-XXXIII San Francisco, XXXIII-XXXIV New England, XXXVIII-XXXIX Seattle, XLVIII-XLIX Kansas City, LIV-LV, LVII-LVIII

**Most Games Won**

- 6 Pittsburgh, IX-X, XIII-XIV, XL, XLIII New England, XXXVI, XXXVIII-XXXIX, XLIX, LI, LIII San Francisco, XVI, XIX, XXIII-XXIV, XXIX Dal. Cowboys, VI, XII, XXVII-XXVIII, XXX
- 4 Green Bay, I-II, XXXI, XLV N.Y. Giants, XXI, XXV, XLII, XLVI Kansas City, IV, LIV, LVII-LVIII

**Most Consecutive Games Won**

- 2 Green Bay, I-II Miami, VII-VIII Pittsburgh, IX-X, XIII-XIV San Francisco, XXXII-XXXIV Dal. Cowboys, XXVII-XXVIII Denver, XXXII-XXXIII New England, XXXVIII-XXXIX Kansas City, LVII-LVIII

**Most Games Lost**

- 5 Denver, XII, XXI-XXII, XXIV, XLVIII New England, XX, XXXI, XLII, XLVI, LII
- 4 Minnesota, IV, VIII-IX, XI Buffalo, XXV-XXVIII
- 3 Dal. Cowboys, V, X, XIII Miami, VI, XVII, XIX St. Louis/L.A. Rams, XIV, XXXVI, LIII Cincinnati, XVI, XXIII, LVI Philadelphia, XV, XXXIX, LVII San Francisco, XLVII, LIV, LVIII

**Most Consecutive Games Lost**

- 4 Buffalo, XXV-XXVIII
- 2 Minnesota, VIII-IX Denver, XXI-XXII

**SCORING**

**Most Points, Game**

- 55 San Francisco vs. Denver, XXIV
- 52 Dal. Cowboys vs. Buffalo, XXVII
- 49 San Francisco vs. S.D. Chargers, XXIX

**Fewest Points, Game**

- 3 Miami vs. Dal. Cowboys, VI L.A. Rams vs. New England, LIII
- 6 Minnesota vs. Pittsburgh, IX
- 7 By five teams

**Most Points, Both Teams, Game**

- 75 San Francisco (49) vs. S.D. Chargers (26), XXIX
- 74 Philadelphia (41) vs. New England (33), LI
- 73 Kansas City (38) vs. Philadelphia (35), LVII

**Fewest Points, Both Teams, Game**

- 16 L.A. Rams (3) vs. New England (13), LIII
- 21 Washington (7) vs. Miami (14), VII
- 22 Minnesota (6) vs. Pittsburgh (16), IX

**Largest Margin of Victory, Game**

- 45 San Francisco vs. Denver, XXIV (55-10)
- 36 Chi. Bears vs. New England, XX (46-10)
- 35 Dal. Cowboys vs. Buffalo, XXVII (52-17) Seattle vs. Denver, XLVIII (43-8)

**Most Points, Each Half**

- 1st: 35 Washington vs. Denver, XXII
- 2nd: 30 N.Y. Giants vs. Denver, XXI

**Most Points, Each Quarter**

- 1st: 14 Miami vs. Minnesota, VIII Oak Raiders vs. Philadelphia, XV Dal. Cowboys vs. Buffalo, XXVII San Francisco vs. S.D. Chargers, XXIX New England vs. Green Bay, XXXI Chi. Bears vs. Indianapolis, XLI Green Bay vs. Pittsburgh, XLV
- 2nd: 35 Washington vs. Denver, XXII
- 3rd: 21 Chi. Bears vs. New England, XX
- 4th: 21 Dal. Cowboys vs. Buffalo, XXVII Kansas City vs. San Francisco, LIV
- OT: 6 New England vs. Atlanta, LI Kansas City vs. San Francisco, LVIII

**Most Points, Both Teams, Each Half**

- 1st: 45 Washington (35) vs. Denver (10), XXII
- 2nd: 46 Tampa Bay (28) vs. Oak Raiders (18), XXXVII

**Fewest Points, Both Teams, Each Half**

- 1st: 2 Minnesota (0) vs. Pittsburgh (2), IX
- 2nd: 7 Miami (0) vs. Washington (7), VII Denver (0) vs. Washington (7), XXII

**Most Points, Both Teams, Each Quarter**

- 1st: 24 New England (14) vs. Green Bay (10), XXXI
- 2nd: 35 Washington (35) vs. Denver (0), XXII
- 3rd: 24 Washington (14) vs. Buffalo (10), XXVI San Francisco (17) vs. Bal. Ravens (7), XLVII
- 4th: 37 Carolina (19) vs. New England (18), XXXVIII

**TOUCHDOWNS**

**Most Touchdowns, Game**

- 8 San Francisco vs. Denver, XXIV
- 7 Dal. Cowboys vs. Buffalo, XXVII San Francisco vs. S.D. Chargers, XXIX
- 6 Washington vs. Denver, XXII Tampa Bay vs. Oak Raiders, XXXVII

**Fewest Touchdowns, Game**

- 0 Miami vs. Dal. Cowboys, VI L.A. Rams vs. New England, LIII Kansas City vs. Tampa Bay, LV
- 1 By 22 teams

**Most Touchdowns, Both Teams, Game**

- 10 San Francisco (7) vs. S.D. Chargers (3), XXIX
- 9 Pittsburgh (5) vs. Dal. Cowboys (4), XIII San Francisco (8) vs. Denver (1), XXIV Dal. Cowboys (7) vs. Buffalo (2), XXVII Tampa Bay (6) vs. Oak Raiders (3), XXXVII Philadelphia (5) vs. New England (4), LI Kansas City (5) vs. Philadelphia (4), LVII
- 8 Carolina (4) vs. New England (4), XXXVIII Atlanta (4) vs. New England (4), LI (OT)

**Fewest Touchdowns, Both Teams, Game**

- 1 L.A. Rams (0) vs. New England (1), LIII
- 2 Bal. Colts (1) vs. N.Y. Jets (1), III
- 3 In seven games

**POINTS AFTER TOUCHDOWN**

**Most (One-Point) Points After Touchdown, Game**

- 7 San Francisco vs. Denver, XXIV Dal. Cowboys vs. Buffalo, XXVII San Francisco vs. S.D. Chargers, XXIX
- 6 Washington vs. Denver, XXII Tampa Bay vs. Oak Raiders, XXXVII Green Bay vs. Kansas City, I Pittsburgh vs. Dal. Cowboys, XIII L.A. Raiders vs. Washington, XVIII San Francisco vs. Miami, XIX Chi. Bears vs. New England, XX Seattle vs. Denver, XLVIII Kansas City vs. Philadelphia, LVII

# SUPER BOWL RECORDS

## Most (One-Point) Points After Touchdown, Both Teams, Game

- 9 Pittsburgh (5) vs. Dal. Cowboys (4), XIII  
Dal. Cowboys (7) vs. Buffalo (2), XXVII
- 8 San Francisco (7) vs. Denver (1), XXIV  
San Francisco (7) vs. S.D. Chargers (1), XXIX  
Kansas City (5) vs. Philadelphia (3), LVII
- 7 Washington (6) vs. Denver (1), XXII  
Washington (4) vs. Buffalo (3), XXVI  
Denver (4) vs. Green Bay (3), XXXII  
New England (4) vs. Seattle (3), XLIX

## Fewest (One-Point) Points After Touchdown, Both Teams, Game

- 1 L.A. Rams (0) vs. New England (1), LIII
- 2 Bal. Colts (1) vs. N.Y. Jets (1), III  
Bal. Colts (1) vs. Dal. Cowboys (1), V  
Minnesota (0) vs. Pittsburgh (2), IX  
Carolina (1) vs. Denver (1), 50  
San Francisco (1) vs. Kansas City (1), LVIII (OT)

## Most Two-Point Conversions, Game

- 2 S.D. Chargers vs. San Francisco, XXIX  
New England vs. Atlanta, LI (OT)

## Most Two-Point Conversions, Both Teams, Game

- 2 S.D. Chargers (2) vs. San Francisco (0), XXIX  
New England (2) vs. Atlanta (0), LI (OT)

## FIELD GOALS

### Most Field Goals Attempted, Game

- 5 N.Y. Jets vs. Bal. Colts, III  
Dal. Cowboys vs. Denver, XII
- 4 Green Bay vs. Oak. Raiders, II  
Pittsburgh vs. Dal. Cowboys, XX  
San Francisco vs. Cincinnati, XVI; XXIII  
Denver vs. N.Y. Giants, XXI  
Denver vs. Atlanta, XXXIII  
St.L. Rams vs. Tennessee, XXXIV  
Indianapolis vs. Chi. Bears, XLI  
Kansas City vs. San Francisco, LVIII (OT)

### Most Field Goals Attempted, Both Teams, Game

- 7 N.Y. Jets (5) vs. Bal. Colts (2), III  
San Francisco (4) vs. Cincinnati (3), XXIII  
St.L. Rams (4) vs. Tennessee (3), XXXIV  
Denver (4) vs. Atlanta (3), XXXIII  
Kansas City (4) vs. San Francisco (3), LVIII (OT)
- 6 Dal. Cowboys (5) vs. Denver (1), XII  
New England (3) vs. Philadelphia (3), LII
- 5 Green Bay (4) vs. Oak. Raiders (1), II  
Pittsburgh (4) vs. Dal. Cowboys (1), X  
Oak. Raiders (3) vs. Philadelphia (2), XV  
Denver (4) vs. N.Y. Giants (1), XXI  
Dal. Cowboys (3) vs. Buffalo (2), XXVIII  
Indianapolis (4) vs. Chi. Bears (1), XLI  
New Orleans (3) vs. Indianapolis (2), XLIV  
San Francisco (3) vs. Bal. Ravens (2), XLVII  
Denver (3) vs. Carolina (2), 50  
L.A. Rams (2) vs. New England (3), LIII

### Fewest Field Goals Attempted, Both Teams, Game

- 1 Minnesota (0) vs. Miami (1), VIII  
San Francisco (0) vs. Denver (1), XXIV  
Philadelphia (0) vs. New England (1), XXXIX  
New England (0) vs. N.Y. Giants (1), XLII  
New England (0) vs. Seattle (1), XLIX
- 2 Green Bay (0) vs. Kansas City (2), I  
Miami (1) vs. Washington (1), VII  
Minnesota (1) vs. Pittsburgh (1), IX  
Dal. Cowboys (1) vs. Pittsburgh (1), XIII  
Dal. Cowboys (1) vs. Buffalo (1), XXVII  
S.D. Chargers (1) vs. San Francisco (1), XXIX  
Denver (1) vs. Green Bay (1), XXXII  
Arizona (0) vs. Pittsburgh (2), XLIII  
Denver (0) vs. Seattle (2), XLVIII  
Atlanta (0) vs. New England (2), LI (OT)

### Most Field Goals, Game

- 4 Green Bay vs. Oak. Raiders, II  
San Francisco vs. Cincinnati, XVI  
Kansas City vs. San Francisco, LVIII (OT)
- 3 N.Y. Jets vs. Bal. Colts, III  
Kansas City vs. Minnesota, IV  
Miami vs. San Francisco, XIX  
Chi. Bears vs. New England, XX

- Cincinnati vs. San Francisco, XXIII  
Washington vs. Buffalo, XXVI  
Dal. Cowboys vs. Buffalo, XXVIII  
St.L. Rams vs. Tennessee, XXXIV  
Indianapolis vs. Chi. Bears, XLI  
New Orleans vs. Indianapolis, XLIV  
San Francisco vs. Bal. Ravens, XLVII  
Denver vs. Carolina, 50  
Philadelphia vs. New England, LI  
Kansas City vs. Tampa Bay, LV  
San Francisco vs. Kansas City, LVIII (OT)

### Most Field Goals, Both Teams, Game

- 7 Kansas City (7) vs. San Francisco (3), LVIII (OT)
- 5 Cincinnati (3) vs. San Francisco (2), XXIII  
Dal. Cowboys (3) vs. Buffalo (2), XXVIII  
San Francisco (3) vs. Bal. Ravens (2), XLVII  
Philadelphia (3) vs. New England (2), LII
- 4 Green Bay (4) vs. Oak. Raiders (0), II  
San Francisco (4) vs. Cincinnati (0), XVI  
Miami (3) vs. San Francisco (1), XIX  
Chi. Bears (3) vs. New England (1), XX  
Washington (3) vs. Buffalo (1), XXVI  
Atlanta (2) vs. Denver (2), XXXIII  
St.L. Rams (3) vs. Tennessee (1), XXXIV  
Indianapolis (3) vs. Chi. Bears (1), XLI  
New Orleans (3) vs. Indianapolis (1), XLIV  
Denver (3) vs. Carolina (1), 50  
Kansas City (3) vs. Tampa Bay (1), LV

### Fewest Field Goals, Both Teams, Game

- 0 Miami vs. Washington, VII  
Pittsburgh vs. Minnesota, IX
- 1 Green Bay (0) vs. Kansas City (1), I  
Minnesota (0) vs. Miami (1), VIII  
Pittsburgh (0) vs. Dal. Cowboys (1), XIII  
Washington (0) vs. Denver (1), XXII  
San Francisco (0) vs. Denver (1), XXIV  
San Francisco (0) vs. S.D. Chargers (1), XXIX  
Philadelphia (0) vs. New England (1), XXXIX  
Pittsburgh (0) vs. Seattle (1), XLI  
New England (0) vs. N.Y. Giants (1), XLII  
New England (0) vs. Seattle (1), XLIX

## SAFETIES

### Most Safeties, Game

- 1 Pittsburgh vs. Minnesota, IX; vs. Dal. Cowboys, X  
Chi. Bears vs. New England, XX  
N.Y. Giants vs. Denver, XXI; vs. New England, XLVI  
Buffalo vs. N.Y. Giants, XXV  
Arizona vs. Pittsburgh, XLIII  
San Francisco vs. Bal. Ravens, XLVII  
Seattle vs. Denver, XLVIII

## FIRST DOWNS

### Most First Downs, Game

- 37 New England vs. Atlanta, LI (OT)
- 31 San Francisco vs. Miami, XIX
- 29 New England vs. Carolina, XXXVIII  
New England vs. Philadelphia, LII

### Fewest First Downs, Game

- 9 Minnesota vs. Pittsburgh, IX  
Miami vs. Washington, XVII
- 10 Dal. Cowboys vs. Bal. Colts, V  
Miami vs. Dal. Cowboys, VI
- 11 Denver vs. Dal. Cowboys, XII  
N.Y. Giants vs. Bal. Ravens, XXXV  
Oak. Raiders vs. Tampa Bay, XXXVII  
Chi. Bears vs. Indianapolis, XLI  
Denver vs. Carolina, 50

### Most First Downs, Both Teams, Game

- 54 New England (37) vs. Atlanta (17), LI (OT)  
New England (29) vs. Philadelphia (25), LII
- 50 San Francisco (31) vs. Miami (19), XIX  
Tennessee (27) vs. St.L. Rams (23), XXXIX
- 49 Buffalo (25) vs. Washington (24), XXVI

# SUPER BOWL RECORDS

## Fewest First Downs, Both Teams, Game

- 24 Dal. Cowboys (10) vs. Bal. Colts (14), V
- N.Y. Giants (11) vs. Bal. Ravens (13), XXXV
- 26 Minnesota (9) vs. Pittsburgh (17), IX
- 27 Pittsburgh (13) vs. Dal. Cowboys (14), X

## RUSHING

### Most First Downs, Rushing, Game

- 16 San Francisco vs. Miami, XI
- 15 Dal. Cowboys vs. Miami, VI
- 14 Washington vs. Miami, XVII
- San Francisco vs. Denver, XXIV
- Denver vs. Green Bay, XXXII

### Fewest First Downs, Rushing, Game

- 1 New England vs. Chi. Bears, XX
- St.L. Rams vs. Tennessee, XXXIV
- Oak. Raiders vs. Tampa Bay, XXXVII
- New England vs. Seattle, XLIX
- 2 Minnesota vs. Kansas City, IV; vs. Pittsburgh, IX;  
vs. Oak. Raiders, XI
- Pittsburgh vs. Dal. Cowboys, XIII
- Miami vs. San Francisco, XIX
- N.Y. Giants vs. Bal. Ravens, XXXV
- Arizona vs. Pittsburgh, XLIII
- Denver vs. Seattle, XLVIII
- L.A. Rams vs. New England, LIII; vs. Cincinnati, LVI
- 3 Miami vs. Dal. Cowboys, VI
- Philadelphia vs. Oak. Raiders, XV
- New England vs. Green Bay, XXXI
- Carolina vs. New England, XXXVIII
- Chi. Bears vs. Indianapolis, XLII
- New England vs. N.Y. Giants, XLII
- New Orleans vs. Indianapolis, XLIV
- Atlanta vs. New England, LI (OT)

### Most First Downs, Rushing, Both Teams, Game

- 21 Washington (14) vs. Miami (7), XVII
- 20 Kansas City (12) vs. San Francisco (8), LIV
- 19 Washington (13) vs. Denver (6), XXII
- San Francisco (14) vs. Denver (5), XXIV
- Philadelphia (12) vs. Kansas City (7), LVII

### Fewest First Downs, Rushing, Both Teams, Game

- 6 Arizona (2) vs. Pittsburgh (4), XLIII
- 7 Oak. Raiders (1) vs. Tampa Bay (6), XXXVIII
- New England (3) vs. N.Y. Giants (4), XLII
- L.A. Rams (2) vs. Cincinnati (5), LVI
- 8 Bal. Colts (4) vs. Dal. Cowboys (4), V
- Pittsburgh (2) vs. Dal. Cowboys (6), XIII
- N.Y. Giants (2) vs. Bal. Ravens (6), XXXV
- Denver (2) vs. Seattle (6), XLVIII
- L.A. Rams (2) vs. New England (6), LIII

## PASSING

### Most First Downs, Passing, Game

- 26 New England vs. Atlanta, LI (OT)
- 23 New England vs. Philadelphia, LI
- 21 New England vs. Seattle, XLIX

### Fewest First Downs, Passing, Game

- 1 Denver vs. Dal. Cowboys, XII
- 2 Miami vs. Washington, XVII
- 4 Miami vs. Minnesota, VIII

### Most First Downs, Passing, Both Teams, Game

- 42 New England (23) vs. Philadelphia (19), LI
- 39 New England (26) vs. Atlanta (13), LI (OT)
- 33 N.Y. Giants (18) vs. New England (15), XLVI

### Fewest First Downs, Passing, Both Teams, Game

- 9 Denver (1) vs. Dal. Cowboys (8), XII
- 10 Minnesota (5) vs. Pittsburgh (5), IX
- 11 Dal. Cowboys (5) vs. Bal. Colts (6), V
- Miami (2) vs. Washington (9), XVII

## PENALTY

### Most First Downs, Penalty, Game

- 6 Tampa Bay vs. Kansas City, LV
- 4 Bal. Colts vs. Dal. Cowboys, V
- Miami vs. Minnesota, VIII
- Cincinnati vs. San Francisco, XVI
- Buffalo vs. Dal. Cowboys, XXXVI
- St.L. Rams vs. Tennessee, XXXIV
- Pittsburgh vs. Arizona, XLIII
- New England vs. Atlanta, LI (OT)
- New England vs. L.A. Rams, LIII
- 3 Kansas City vs. Minnesota, IV
- Minnesota vs. Oak. Raiders, XI
- Buffalo vs. Washington, XXVI
- Green Bay vs. Denver, XXXII
- N.Y. Giants vs. Bal. Ravens, XXXV
- St.L. Rams vs. New England, XXXVI
- Tampa Bay vs. Oak. Raiders, XXXVII
- New England vs. Carolina, XXXVIII
- Denver vs. Seattle, XLVIII
- New England vs. Seattle, XLIX
- Carolina vs. Denver, 50
- Kansas City vs. Tampa Bay, LV
- San Francisco vs. Kansas City, LVIII (OT)

### Most First Downs, Penalty, Both Teams, Game

- 9 Tampa Bay (6) vs. Kansas City (3), LV
- 6 Cincinnati (4) vs. San Francisco (2), XVI
- St.L. Rams (4) vs. Tennessee (2), XXXIV
- 5 Bal. Colts (4) vs. Dal. Cowboys (1), V
- Miami (4) vs. Minnesota (1), VIII
- Buffalo (3) vs. Washington (2), XXVI
- Green Bay (3) vs. Denver (2), XXXII
- New England (3) vs. Carolina (2), XXXVIII
- Pittsburgh (4) vs. Arizona (1), XLIII
- New England (3) vs. Seattle (2), XLIX
- Carolina (3) vs. Denver (2), 50
- New England (4) vs. Atlanta (1), LI (OT)
- L.A. Rams (1) vs. New England (4), LIII

### Fewest First Downs, Penalty, Both Teams, Game

- 0 Dal. Cowboys vs. Miami, VI
- Miami vs. Washington, VII
- Dal. Cowboys vs. Pittsburgh, X
- Miami vs. San Francisco, XIX
- Pittsburgh vs. Seattle, XL
- Green Bay vs. Pittsburgh, XLV
- 1 Green Bay (0) vs. Kansas City (1), I
- Miami (0) vs. Washington (1), XVII
- Cincinnati (0) vs. San Francisco (1), XXIII
- San Francisco (0) vs. Denver (1), XXIV
- Dal. Cowboys (0) vs. Buffalo (1), XXVIII
- Dal. Cowboys (0) vs. Pittsburgh (1), XXX
- Denver (0) vs. Atlanta (1), XXXIII
- Chi. Bears (0) vs. Indianapolis (1), XLI
- New England (0) vs. N.Y. Giants (1), XLVI
- San Francisco (0) vs. Kansas City (1), LIV

## NET YARDS GAINED RUSHING AND PASSING

### Most Yards Gained, Game

- 613 New England vs. Philadelphia, LI
- 602 Washington vs. Denver, XXII
- 546 New England vs. Atlanta, LI (OT)

### Fewest Yards Gained, Game

- 119 Minnesota vs. Pittsburgh, IX
- 123 New England vs. Chi. Bears, XX
- 152 N.Y. Giants vs. Bal. Ravens, XXXV

### Most Yards Gained, Both Teams, Game

- 1,151 New England (613) vs. Philadelphia (538), LI
- 929 Washington (602) vs. Denver (327), XXII
- 890 New England (546) vs. Atlanta (344), LI (OT)

### Fewest Yards Gained, Both Teams, Game

- 396 N.Y. Giants (152) vs. Bal. Ravens (244), XXXV
- 452 Minnesota (119) vs. Pittsburgh (333), IX
- 481 Washington (228) vs. Miami (253), VII
- Denver (156) vs. Dal. Cowboys (325), XII

# SUPER BOWL RECORDS

## RUSHING ATTEMPTS

### Most Attempts, Game

- 57 Pittsburgh vs. Minnesota, IX
- 53 Miami vs. Minnesota, VIII
- 52 Oak. Raiders vs. Minnesota, XI
- Washington vs. Miami, XVII

### Fewest Attempts, Game

- 9 Miami vs. San Francisco, XIX
- 11 New England vs. Chi. Bears, XX
- Oak. Raiders vs. Tampa Bay, XXXVII
- 12 Arizona vs. Pittsburgh, XLIII

### Most Attempts, Both Teams, Game

- 81 Washington (52) vs. Miami (29), XVII
- 78 Pittsburgh (57) vs. Minnesota (21), IX
- Oak. Raiders (52) vs. Minnesota (26), XI
- 77 Miami (53) vs. Minnesota (24), VIII
- Pittsburgh (46) vs. Dal. Cowboys (31), X

### Fewest Attempts, Both Teams, Game

- 36 Green Bay (13) vs. Pittsburgh (23), XLV
- 37 Arizona (12) vs. Pittsburgh (25), XLIII
- New Orleans (18) vs. Indianapolis (19), XLIV
- 42 New England (16) vs. N.Y. Giants (26), XLII

## YARDS GAINED

### Most Yards Gained, Game

- 280 Washington vs. Denver, XXII
- 276 Washington vs. Miami, XVII
- 266 Oak. Raiders vs. Minnesota, XI

### Fewest Yards Gained, Game

- 7 New England vs. Chi. Bears, XX
- 17 Minnesota vs. Pittsburgh, IX
- 19 Oak. Raiders vs. Tampa Bay, XXXVII

### Most Yards Gained, Both Teams, Game

- 377 Washington (280) vs. Denver (97), XXII
- 372 Washington (276) vs. Miami (96), XVII
- 338 N.Y. Giants (172) vs. Buffalo (166), XXV

### Fewest Yards Gained, Both Teams, Game

- 91 Arizona (33) vs. Pittsburgh (58), XLIII
- 122 L.A. Rams (43) vs. Cincinnati (79), LVI
- 136 New England (45) vs. N.Y. Giants (91), XLII

## AVERAGE GAIN

### Highest Average Gain, Game

- 7.00 L.A. Raiders vs. Washington, XVIII (33-231)
- Washington vs. Denver, XXII (40-280)
- 6.64 Buffalo vs. N.Y. Giants, XXV (25-166)
- 6.41 San Francisco vs. Kansas City, LIV (22-141)

### Lowest Average Gain, Game

- 0.64 New England vs. Chi. Bears, XX (11-7)
- 0.81 Minnesota vs. Pittsburgh, IX (21-17)
- 1.73 Oak. Raiders vs. Tampa Bay, XXXVII (11-19)

## TOUCHDOWNS

### Most Touchdowns, Rushing, Game

- 4 Chi. Bears vs. New England, XX
- Denver vs. Green Bay, XXXII
- 3 Green Bay vs. Kansas City, I
- Miami vs. Minnesota, VIII
- San Francisco vs. Denver, XXIV
- Denver vs. Atlanta, XXXIII
- Philadelphia vs. Kansas City, LVII
- 2 Oak. Raiders vs. Minnesota, XI
- Pittsburgh vs. L.A. Rams, XIV
- L.A. Raiders vs. Washington, XXIII
- San Francisco vs. Miami, XIX
- N.Y. Giants vs. Denver, XXI
- Washington vs. Denver, XXII; vs. Buffalo, XXVI
- Buffalo vs. N.Y. Giants, XXV
- Dal. Cowboys vs. Buffalo, XXVIII; vs. Pittsburgh, XXX
- Tennessee vs. St.L. Rams, XXXIV
- Pittsburgh vs. Seattle, XL
- San Francisco vs. Bal. Ravens, XLVII
- New England vs. Atlanta, LI (OT)
- Kansas City vs. San Francisco, LIV

### Fewest Touchdowns, Rushing, Game

0 By 41 teams

### Most Touchdowns, Rushing, Both Teams, Game

- 4 Miami (3) vs. Minnesota (1), VIII
- Chi. Bears (4) vs. New England (0), XX
- San Francisco (3) vs. Denver (1), XXIV
- Denver (4) vs. Green Bay (0), XXXII
- Philadelphia (3) vs. Kansas City (1), LVII
- 3 In 11 games

### Fewest Touchdowns, Rushing, Both Teams, Game

- 0 Pittsburgh vs. Dal. Cowboys, X
- Oak. Raiders vs. Philadelphia, XV
- Cincinnati vs. San Francisco, XXIII
- Cincinnati vs. L.A. Rams, LVI
- Kansas City vs. San Francisco, LVIII (OT)
- 1 In 21 games

## PASSING ATTEMPTS

### Most Passes Attempted, Game

- 63 New England vs. Atlanta, LI (OT)
- 59 Buffalo vs. Washington, XXVI
- 55 S.D. Chargers vs. San Francisco, XXIX

### Fewest Passes Attempted, Game

- 7 Miami vs. Minnesota, VIII
- 11 Miami vs. Washington, VII
- 14 Pittsburgh vs. Minnesota, IX

### Most Passes Attempted, Both Teams, Game

- 93 S.D. Chargers (55) vs. San Francisco (38), XXIX
- New England (49) vs. Philadelphia (44), LII
- 92 Buffalo (59) vs. Washington (33), XXVI
- 86 New England (63) vs. Atlanta (23), LI (OT)

### Fewest Passes Attempted, Both Teams, Game

- 35 Miami (7) vs. Minnesota (28), VIII
- 39 Miami (11) vs. Washington (28), VII
- 40 Pittsburgh (14) vs. Minnesota (26), IX
- Miami (17) vs. Washington (23), XVII

## COMPLETIONS

### Most Passes Completed, Game

- 43 New England vs. Atlanta, LI (OT)
- 37 New England vs. Seattle, XLIX
- 34 Denver vs. Seattle, XLVIII
- Kansas City vs. San Francisco, LVIII (OT)

### Fewest Passes Completed, Game

- 4 Miami vs. Washington, XVII
- 6 Miami vs. Minnesota, VIII
- 8 Miami vs. Washington, VII
- Denver vs. Dal. Cowboys, XII

### Most Passes Completed, Both Teams, Game

- 63 New Orleans (32) vs. Indianapolis (31), XLIV
- 60 New England (43) vs. Atlanta (17), LI (OT)
- 58 Kansas City (34) vs. San Francisco (24), LVIII (OT)

### Fewest Passes Completed, Both Teams, Game

- 19 Miami (4) vs. Washington (15), XVII
- 20 Pittsburgh (9) vs. Minnesota (11), IX
- 22 Miami (8) vs. Washington (14), VII

## COMPLETION PERCENTAGE

### Highest Completion Percentage, Game (20 attempts)

- 88.0 N.Y. Giants vs. Denver, XXI (25-22)
- 82.1 New Orleans vs. Indianapolis, XLIV (39-32)
- 77.8 Kansas City vs. Philadelphia, LVII (27-21)

### Lowest Completion Percentage, Game (20 attempts)

- 32.0 Denver vs. Dal. Cowboys, XII (25-8)
- 37.9 Denver vs. San Francisco, XXIV (29-11)
- 38.5 Denver vs. Washington, XXII (39-15)
- N.Y. Giants vs. Bal. Ravens, XXXV (39-15)

## YARDS GAINED

### Most Yards Gained, Game

- 500 New England vs. Philadelphia, LII
- 442 New England vs. Atlanta, LI (OT)
- 407 St.L. Rams vs. Tennessee, XXXIV

**Fewest Yards Gained, Game**

- 35 Denver vs. Dal. Cowboys, XII
- 63 Miami vs. Minnesota, VIII
- 69 Miami vs. Washington, VII

**Most Yards Gained, Both Teams, Game**

- 874 New England (500) vs. Philadelphia (374), LII
- 682 New England (442) vs. Atlanta (240), LI (OT)
- 649 New England (354) vs. Carolina (295), XXXVIII

**Fewest Yards Gained, Both Teams, Game**

- 156 Miami (69) vs. Washington (87), VII
- 186 Pittsburgh (84) vs. Minnesota (102), IX
- 204 Miami (80) vs. Washington (124), XVII

**TIMES SACKED**

**Most Times Sacked, Game**

- 7 Dal. Cowboys vs. Pittsburgh, X  
New England vs. Chi. Bears, XX  
Carolina vs. Denver, 50  
Cincinnati vs. L.A. Rams, LVI
- 6 Kansas City vs. Green Bay, I  
Washington vs. L.A. Raiders, XVIII  
Denver vs. San Francisco, XXIV
- 5 Dal. Cowboys vs. Denver, XII; vs. Pittsburgh, XIII  
Cincinnati vs. San Francisco, XVI; XXIII  
Denver vs. Washington, XXII; vs. Carolina, 50  
Buffalo vs. Washington, XXVI  
Green Bay vs. New England, XXXI  
New England vs. Green Bay, XXXI;  
vs. N.Y. Giants, XLII; vs. Atlanta, LI (OT)  
Oak. Raiders vs. Tampa Bay, XXXVIII  
Atlanta vs. New England, LI (OT)

**Fewest Times Sacked, Game**

- 0 Bal. Colts vs. N.Y. Jets, III; vs. Dal. Cowboys, V  
Minnesota vs. Pittsburgh, IX  
Pittsburgh vs. L.A. Rams, XIV  
Philadelphia vs. Oak. Raiders, XV  
Washington vs. Buffalo, XXVI  
Denver vs. Green Bay, XXXII; vs. Atlanta, XXXIII  
Tampa Bay vs. Oak. Raiders, XXXVII  
New England vs. Carolina, XXXVIII  
Indianapolis vs. New Orleans, XLIV  
Seattle vs. Denver, XLVIII  
Philadelphia vs. New England, LII  
Kansas City vs. Philadelphia, LVII
- 1 By 25 teams

**Most Times Sacked, Both Teams, Game**

- 12 Carolina (7) vs. Denver (5), 50
- 10 New England (7) vs. Chi. Bears (3), XX  
Green Bay (5) vs. New England (5), XXXI  
New England (5) vs. Atlanta (5), LI (OT)
- 9 Kansas City (6) vs. Green Bay (3), I  
Dal. Cowboys (7) vs. Pittsburgh (2), X  
Dal. Cowboys (5) vs. Denver (4), XII  
Dal. Cowboys (5) vs. Pittsburgh (4), XIII  
Cincinnati (5) vs. San Francisco (4), XXIII  
Cincinnati (7) vs. L.A. Rams (2), LVI

**Fewest Times Sacked, Both Teams, Game**

- 1 Philadelphia (0) vs. Oak. Raiders (1), XV  
Denver (0) vs. Green Bay (1), XXXII  
Indianapolis (0) vs. New Orleans (1), XLIV  
Seattle (0) vs. Denver (1), XLVIII  
Philadelphia (0) vs. New England (1), LII
- 2 Bal. Colts (0) vs. N.Y. Jets (2), III  
Bal. Colts (0) vs. Dal. Cowboys (2), V  
Minnesota (0) vs. Pittsburgh (2), IX  
Denver (0) vs. Atlanta (2), XXXIII  
Chi. Bears (1) vs. Indianapolis (1), XLI  
Kansas City (0) vs. Philadelphia (2), LVII
- 3 In five games

**TOUCHDOWNS**

**Most Touchdowns, Passing, Game**

- 6 San Francisco vs. S.D. Chargers, XXIX
- 5 San Francisco vs. Denver, XXIV
- 4 Pittsburgh vs. Dal. Cowboys, XIII  
Washington vs. Denver, XXII  
Dal. Cowboys vs. Buffalo, XXXVII  
New England vs. Seattle, XLIX  
Philadelphia vs. New England, LII

**Fewest Touchdowns, Passing, Game**

- 0 By 24 teams

**Most Touchdowns, Passing, Both Teams, Game**

- 7 Pittsburgh (4) vs. Dal. Cowboys (3), XIII  
San Francisco (6) vs. S.D. Chargers (1), XXIX  
Philadelphia (4) vs. New England (3), LII
- 6 Carolina (3) vs. New England (3), XXXVIII  
New England (4) vs. Seattle (2), XLIX
- 5 Washington (4) vs. Denver (1), XXII  
San Francisco (5) vs. Denver (0), XXIV  
Dal. Cowboys (4) vs. Buffalo (1), XXVII  
Philadelphia (3) vs. New England (2), XXXIX  
Green Bay (3) vs. Pittsburgh (2), XLV  
L.A. Rams (3) vs. Cincinnati (2), LVI

**Fewest Touchdowns, Passing, Both Teams, Game**

- 0 N.Y. Jets vs. Bal. Colts, III  
Miami vs. Minnesota, VIII  
Buffalo vs. Dal. Cowboys, XXXVIII  
Denver vs. Carolina, 50  
L.A. Rams vs. New England, LIII
- 1 In seven games

**INTERCEPTIONS BY**

**Most Interceptions By, Game**

- 5 Tampa Bay vs. Oak. Raiders, XXXVII
- 4 N.Y. Jets vs. Bal. Colts, III  
Dal. Cowboys vs. Denver, XII  
Washington vs. Buffalo, XXVI  
Dal. Cowboys vs. Buffalo, XXVII  
Green Bay vs. New England, XXXI  
Bal. Ravens vs. N.Y. Giants, XXXV
- 3 By 13 teams

**Most Interceptions By, Both Teams, Game**

- 6 Bal. Colts (3) vs. Dal. Cowboys (3), V  
Tampa Bay (5) vs. Oak. Raiders (1), XXXVII
- 5 Washington (4) vs. Buffalo (1), XXVI
- 4 In 11 games

**Fewest Interceptions By, Both Teams, Game**

- 0 Buffalo vs. N.Y. Giants, XXV  
St.L. Rams vs. Tennessee, XXXIV  
Kansas City vs. Philadelphia, LVII
- 1 Oak. Raiders (0) vs. Green Bay (1), II  
Miami (0) vs. Dal. Cowboys (1), VI  
Minnesota (0) vs. Miami (1), VIII  
N.Y. Giants (0) vs. Denver (1), XXI  
Cincinnati (0) vs. San Francisco (1), XXIII  
New England (0) vs. Carolina (1), XXXVIII  
N.Y. Giants (0) vs. New England (1), XLII  
Indianapolis (0) vs. New Orleans (1), XLIV  
New England (0) vs. N.Y. Giants (1), XLVI  
San Francisco (0) vs. Bal. Ravens (1), XLVII  
New England (0) vs. Atlanta (1), LI (OT)  
Philadelphia (0) vs. New England (1), LII  
Kansas City (0) vs. San Francisco (1), LVIII (OT)

**YARDS GAINED**

**Most Yards Gained, Game**

- 172 Tampa Bay vs. Oak. Raiders, XXXVII
- 136 Denver vs. Atlanta, XXXIII
- 100 Pittsburgh vs. Arizona, XLIII

**Most Yards Gained, Both Teams, Game**

- 184 Tampa Bay (172) vs. Oak. Raiders (12), XXXVII
- 137 Denver (136) vs. Atlanta (1), XXXIII
- 100 Seattle (76) vs. Pittsburgh (24), XL  
Indianapolis (94) vs. Chi. Bears (6), XLI

# SUPER BOWL RECORDS

## TOUCHDOWNS

### Most Touchdowns, Game

- 3 Tampa Bay vs. Oak. Raiders, XXXVII
- 1 Green Bay vs. Oak. Raiders, II
- Oak. Raiders vs. Minnesota, XI
- L.A. Raiders vs. Washington, XVIII
- Chi. Bears vs. New England, XX
- Bal. Ravens vs. N.Y. Giants, XXXV
- New England vs. St.L. Rams, XXXVI
- Indianapolis vs. Chi. Bears, XLI
- Pittsburgh vs. Arizona, XLIII
- New Orleans vs. Indianapolis, XLIV
- Green Bay vs. Pittsburgh, XLV
- Seattle vs. Denver, XLVIII
- Atlanta vs. New England, LI

## PUNTING

### Most Punts, Game

- 11 N.Y. Giants vs. Bal. Ravens, XXXV
- 10 Bal. Ravens vs. N.Y. Giants, XXXV
- 9 Dal. Cowboys vs. Bal. Colts, V
- L.A. Rams vs. New England, LIII

### Fewest Punts, Game

- 0 New England vs. Philadelphia, LII
- 1 Atlanta vs. Denver, XXXIII
- Denver vs. Atlanta, XXXIII
- Seattle vs. Denver, XLVIII
- Philadelphia vs. New England, LII
- 2 Pittsburgh vs. L.A. Rams, XIV
- Denver vs. N.Y. Giants, XXI; vs. Seattle, XLVIII
- St.L. Rams vs. Tennessee, XXXIV
- Indianapolis vs. New Orleans, XLIV
- New Orleans vs. Indianapolis, XLIV
- Kansas City vs. San Francisco, LIV
- San Francisco vs. Kansas City, LIV
- Kansas City vs. Philadelphia, LVII
- Philadelphia vs. Kansas City, LVII

### Most Punts, Both Teams, Game

- 21 N.Y. Giants (11) vs. Bal. Ravens (10), XXXV
- 15 Washington (8) vs. L.A. Raiders (7), XVIII
- New England (8) vs. Green Bay (7), XXXI
- Denver (8) vs. Carolina (7), 50
- 14 L.A. Rams (9) vs. New England (5), LIII

### Fewest Punts, Both Teams, Game

- 1 New England (0) vs. Philadelphia (1), LII
- 2 Atlanta (1) vs. Denver (1), XXXIII
- 3 Seattle (1) vs. Denver (2), XLVIII

## AVERAGE YARDAGE

### Highest Average, Game (4 punts)

- 50.80 Kansas City vs. San Francisco, LVIII (OT) (5-254)
- San Francisco vs. Kansas City, LVIII (OT) (5-254)
- 50.17 Seattle vs. Pittsburgh, XL (6-301)
- 49.00 New England vs. Seattle, XLIX (4-196)

### Lowest Average, Game (4 punts)

- 31.00 Tampa Bay vs. Oak. Raiders, XXXVII (5-155)
- 31.20 Washington vs. Miami, VII (5-156)
- 32.38 Washington vs. L.A. Raiders, XVIII (8-259)

## PUNT RETURNS

### Most Punt Returns, Game

- 6 Washington vs. Miami, XVII
- Green Bay vs. New England, XXXI
- 5 By seven teams

### Fewest Punt Returns, Game

- 0 Minnesota vs. Miami, VIII
- Buffalo vs. N.Y. Giants, XXV
- Washington vs. Buffalo, XXVI
- Denver vs. Green Bay, XXXII
- Green Bay vs. Denver, XXXII
- Atlanta vs. Denver, XXXIII
- Denver vs. Atlanta, XXXIII
- New England vs. N.Y. Giants, XLVI
- Seattle vs. Denver, XLVIII
- New England vs. Philadelphia, LII
- Philadelphia vs. New England, LII
- Kansas City vs. San Francisco, LIV
- Tampa Bay vs. Kansas City, LV
- 1 By 31 teams

### Most Punt Returns, Both Teams, Game

- 10 Green Bay (6) vs. New England (4), XXXI
- 9 Pittsburgh (5) vs. Minnesota (4), IX
- 8 Green Bay (5) vs. Oak. Raiders (3), II
- Bal. Colts (5) vs. Dal. Cowboys (3), V
- Washington (6) vs. Miami (2), XVII
- N.Y. Giants (5) vs. Bal. Ravens (3), XXXV

### Fewest Punt Returns, Both Teams, Game

- 0 Denver vs. Green Bay, XXXII
- Atlanta vs. Denver, XXXIII
- New England vs. Philadelphia, LII
- 1 New England (0) vs. N.Y. Giants (1), XLVI
- Seattle (0) vs. Denver (1), XLVIII
- Kansas City (0) vs. San Francisco (1), LIV
- Tampa Bay (0) vs. Kansas City (1), LV
- 2 Dal. Cowboys (1) vs. Miami (1), VI
- Denver (1) vs. N.Y. Giants (1), XXI
- Buffalo (0) vs. N.Y. Giants (2), XXV
- Buffalo (1) vs. Dal. Cowboys (1), XXVIII
- Indianapolis (1) vs. New Orleans (1), XLIV

## YARDS GAINED

### Most Yards Gained, Game

- 90 Green Bay vs. New England, XXXI
- 77 Kansas City vs. Philadelphia, LVII
- 61 Denver vs. Carolina, 50

### Fewest Yards Gained, Game

- 1 Dal. Cowboys vs. Miami, VI
- Tennessee vs. St.L. Rams, XXXIV
- 0 By 24 teams

### Most Yards Gained, Both Teams, Game

- 120 Green Bay (90) vs. New England (30), XXXI
- 112 Kansas City (77) vs. Philadelphia (35), LVII
- 80 N.Y. Giants (46) vs. Bal. Ravens (34), XXXV

### Fewest Yards Gained, Both Teams, Game

- 0 Denver vs. Green Bay, XXXII
- Atlanta vs. Denver, XXXIII
- New England vs. Philadelphia, LII
- Kansas City vs. San Francisco, LIV
- Tampa Bay vs. Kansas City, LV
- 4 Indianapolis (0) vs. New Orleans (4), XLIV
- 5 Green Bay (0) vs. Pittsburgh (5), XLV

## AVERAGE RETURN

### Highest Average, Game (3 returns)

- 18.7 San Francisco vs. Cincinnati, XXIII (3-56)
- 15.0 Green Bay vs. New England, XXXI (6-90)
- 14.0 Indianapolis vs. Chi. Bears, XLI (3-42)

## TOUCHDOWNS

### Most Touchdowns, Game

None

**KICKOFF RETURNS**

**Most Kickoff Returns, Game**

- 9 Denver vs. San Francisco, XXIV  
Oak. Raiders vs. Tampa Bay, XXXVII
- 8 S.D. Chargers vs. San Francisco, XXIX
- 7 By eight teams

**Fewest Kickoff Returns, Game**

- 0 Seattle vs. New England, XLIX  
Cincinnati vs. L.A. Rams, LVI  
Kansas City vs. Philadelphia, LVII  
San Francisco vs. Kansas City, LVIII (OT)  
Kansas City vs. San Francisco, LVIII (OT)
- 1 N.Y. Jets vs. Bal. Colts, III  
L.A. Raiders vs. Washington, XVIII  
Washington vs. Buffalo, XXVI  
New England vs. Atlanta, LI (OT)  
L.A. Rams vs. New England, LIII  
New England vs. L.A. Rams, LIII  
L.A. Rams vs. Cincinnati, LVI  
Philadelphia vs. Kansas City, LVII
- 2 By 13 teams

**Most Kickoff Returns, Both Teams, Game**

- 13 Oak. Raiders (9) vs. Tampa Bay (4), XXXVII
- 12 Denver (9) vs. San Francisco (3), XXIV  
S.D. Chargers (8) vs. San Francisco (4), XXIX
- 11 L.A. Rams (6) vs. Pittsburgh (5), XIV  
Miami (7) vs. San Francisco (4), XIX  
New England (7) vs. Chi. Bears (4), XX  
Green Bay (6) vs. Denver (5), XXXII

**Fewest Kickoff Returns, Both Teams, Game**

- 0 Kansas City vs. San Francisco, LVIII (OT)
- 1 Cincinnati (0) vs. L.A. Rams (1), LVI  
Kansas City (0) vs. Philadelphia (1), LVII
- 2 L.A. Rams (1) vs. New England (1), LIII

**YARDS GAINED**

**Most Yards Gained, Game**

- 244 S.D. Chargers vs. San Francisco, XXIX
- 227 Atlanta vs. Denver, XXXIII
- 222 Miami vs. Washington, XVII

**Fewest Yards Gained, Game**

- 0 Seattle vs. New England, XLIX  
Cincinnati vs. L.A. Rams, LVI  
Kansas City vs. Philadelphia, LVII  
San Francisco vs. Kansas City, LVIII (OT)  
Kansas City vs. San Francisco, LVIII (OT)
- 11 Philadelphia vs. Kansas City, LVI
- 16 Washington vs. Buffalo, XXVI

**Most Yards Gained, Both Teams, Game**

- 312 Bal. Ravens (206) vs. San Francisco (106), XLVII
- 292 S.D. Chargers (244) vs. San Francisco (48), XXIX
- 289 Green Bay (154) vs. New England (135), XXXI

**Fewest Yards Gained, Both Teams, Game**

- 0 Kansas City vs. San Francisco, LVIII (OT)
- 11 Kansas City (0) vs. Philadelphia (11), LVII
- 17 Cincinnati (0) vs. L.A. Rams (17), LVI

**AVERAGE GAIN**

**Highest Average, Game (3 returns)**

- 44.0 Cincinnati vs. San Francisco, XXIII (3-132)
- 41.2 Bal. Ravens vs. San Francisco, XLVII (5-206)
- 38.5 Green Bay vs. New England, XXXI (4-154)

**TOUCHDOWNS**

**Most Touchdowns, Game**

- 1 Miami vs. Washington, XVII  
Cincinnati vs. San Francisco, XXIII  
S.D. Chargers vs. San Francisco, XXIX  
Green Bay vs. New England, XXXI  
Atlanta vs. Denver, XXXIII  
Bal. Ravens vs. N.Y. Giants, XXXV  
N.Y. Giants vs. Bal. Ravens, XXXV  
Chi. Bears vs. Indianapolis, XLI  
Bal. Ravens vs. San Francisco, XLVII  
Seattle vs. Denver, XLVIII

**Most Touchdowns, Both Teams, Game**

- 2 Bal. Ravens (1) vs. N.Y. Giants (1), XXXV

**PENALTIES**

**Most Penalties, Game**

- 12 Dal. Cowboys vs. Denver, XII  
Carolina vs. New England, XXXVIII  
Carolina vs. Denver, 50
- 11 Arizona vs. Pittsburgh, XLIII  
Kansas City vs. Tampa Bay, LV
- 10 Dal. Cowboys vs. Bal. Colts, V  
Seattle vs. Denver, XLVIII

**Fewest Penalties, Game**

- 0 Miami vs. Dal. Cowboys, VI  
Pittsburgh vs. Dal. Cowboys, X  
Denver vs. San Francisco, XXIV  
Atlanta vs. Denver, XXXIII
- 1 Green Bay vs. Oak. Raiders, II  
Miami vs. Minnesota, VIII; vs. San Francisco, XIX  
Buffalo vs. Dal. Cowboys, XXVIII  
New England vs. Philadelphia, LII
- 2 By eight teams

**Most Penalties, Both Teams, Game**

- 20 Dal. Cowboys (12) vs. Denver (8), XII  
Carolina (12) vs. New England (8), XXXVIII
- 18 Arizona (11) vs. Pittsburgh (7), XLIII  
Carolina (12) vs. Denver (6), 50
- 16 Cincinnati (8) vs. San Francisco (8), XVI  
Green Bay (9) vs. Denver (7), XXXII

**Fewest Penalties, Both Teams, Game**

- 2 Pittsburgh (0) vs. Dal. Cowboys (2), X
- 3 Miami (0) vs. Dal. Cowboys (3), VI  
Miami (1) vs. San Francisco (2), XIX
- 4 Denver (0) vs. San Francisco (4), XXIV  
Atlanta (0) vs. Denver (4), XXXIII

**YARDS PENALIZED**

**Most Yards Penalized, Game**

- 133 Dal. Cowboys vs. Bal. Colts, V
- 122 Pittsburgh vs. Minnesota, IX
- 120 Kansas City vs. Tampa Bay, LV

**Fewest Yards Penalized, Game**

- 0 Miami vs. Dal. Cowboys, VI  
Pittsburgh vs. Dal. Cowboys, X  
Denver vs. San Francisco, XXIV  
Atlanta vs. Denver, XXXIII
- 4 Miami vs. Minnesota, VIII
- 5 New England vs. Philadelphia, LII

**Most Yards Penalized, Both Teams, Game**

- 164 Dal. Cowboys (133) vs. Bal. Colts (31), V
- 162 Arizona (106) vs. Pittsburgh (56), XLIII
- 159 Kansas City (120) vs. Tampa Bay (39), LV

**Fewest Yards Penalized, Both Teams, Game**

- 15 Miami (0) vs. Dal. Cowboys (15), VI
- 20 Pittsburgh (0) vs. Dal. Cowboys (20), X  
Miami (10) vs. San Francisco (10), XIX
- 38 Denver (0) vs. San Francisco (38), XXIV

## SUPER BOWL RECORDS

### FUMBLES

#### Most Fumbles, Game

- 8 Buffalo vs. Dal. Cowboys, XXVII
- 6 Dal. Cowboys vs. Denver, XII
- Buffalo vs. Washington, XXVI
- 5 Bal. Colts vs. Dal. Cowboys, V
- Kansas City vs. San Francisco, LVIII (OT)

#### Fewest Fumbles, Game

- 0 By 29 teams

#### Most Fumbles, Both Teams, Game

- 12 Buffalo (8) vs. Dal. Cowboys (4), XXVII
- 10 Dal. Cowboys (6) vs. Denver (4), XII
- 8 Dal. Cowboys (4) vs. Pittsburgh (4), X

#### Fewest Fumbles, Both Teams, Game

- 0 L.A. Rams vs. Pittsburgh, XIV
- Green Bay vs. New England, XXXI
- Pittsburgh vs. Seattle, XL
- Indianapolis vs. New Orleans, XLIV
- Seattle vs. New England, XLIX
- Cincinnati vs. L.A. Rams, LVI
- 1 Oak. Raiders (0) vs. Minnesota (1), XI
- Oak. Raiders (0) vs. Philadelphia (1), XV
- Denver (0) vs. Washington (1), XXII
- N.Y. Giants (0) vs. Buffalo (1), XXV
- Denver (0) vs. Atlanta (1), XXXIII
- Philadelphia (0) vs. New England (1), LII
- 2 In 14 games

#### Most Fumbles Lost, Game

- 5 Buffalo vs. Dal. Cowboys, XXVII
- 4 Bal. Colts vs. Dal. Cowboys, V
- Denver vs. Dal. Cowboys, XII
- New England vs. Chi. Bears, XX
- 3 Chi. Bears vs. Indianapolis, XLI
- Carolina vs. Denver, 50

#### Most Fumbles Lost, Both Teams, Game

- 7 Buffalo (5) vs. Dal. Cowboys (2), XXVII
- 6 Denver (4) vs. Dal. Cowboys (2), XII
- New England (4) vs. Chi. Bears (2), XX
- 5 Bal. Colts (4) vs. Dal. Cowboys (1), V
- Chi. Bears (3) vs. Indianapolis (2), XLI

#### Fewest Fumbles Lost, Both Teams, Game

- 0 Green Bay vs. Kansas City, I
- Dal. Cowboys vs. Pittsburgh, X
- Los Angeles vs. Pittsburgh, XIV
- Denver vs. N.Y. Giants, XXI; vs. Washington, XXII
- Buffalo vs. N.Y. Giants, XXV
- S.D. Chargers vs. San Francisco, XXIX
- Dal. Cowboys vs. Pittsburgh, XXX
- Green Bay vs. New England, XXXI
- St.L. Rams vs. Tennessee, XXXIV
- Oak. Raiders vs. Tampa Bay, XXXVII
- Pittsburgh vs. Seattle, XL
- Indianapolis vs. New Orleans, XLIV
- New England vs. N.Y. Giants, XLVI
- Seattle vs. New England, XLIX
- L.A. Rams vs. New England, LIII
- Kansas City vs. San Francisco, LIV
- Tampa Bay vs. Kansas City, LV
- Cincinnati vs. L.A. Rams, LVI

#### Most Fumbles Recovered, Game

- 8 Dal. Cowboys vs. Denver, XII (4 own, 4 opp)
- 6 Dal. Cowboys vs. Buffalo, XXVII (1 own, 5 opp)
- Kansas City vs. San Francisco, LVIII (OT) (4 own, 2 opp)
- 5 Chi. Bears vs. New England, XX (1 own, 4 opp)
- Denver vs. Carolina, 50 (2 own, 3 opp)

### TURNOVERS

(Number of times losing the ball on interceptions and fumbles.)

#### Most Turnovers, Game

- 9 Buffalo vs. Dal. Cowboys, XXVII
- 8 Denver vs. Dal. Cowboys, XII
- 7 Bal. Colts vs. Dal. Cowboys, V

#### Fewest Turnovers, Game

- 0 Green Bay vs. Oak. Raiders, II
- Miami vs. Minnesota, VIII
- Pittsburgh vs. Dal. Cowboys, X
- Oak. Raiders vs. Minnesota, XI; vs. Philadelphia, XV
- N.Y. Giants vs. Denver, XXI; vs. Buffalo, XXV
- San Francisco vs. Denver, XXIV; vs. S.D. Chargers, XXIX
- Buffalo vs. N.Y. Giants, XXV
- Dal. Cowboys vs. Pittsburgh, XXX
- Green Bay vs. New England, XXXI
- St.L. Rams vs. Tennessee, XXXIV
- Tennessee vs. St.L. Rams, XXXIV
- Bal. Ravens vs. N.Y. Giants, XXXV
- New England vs. St.L. Rams, XXXVI
- New Orleans vs. Indianapolis, XLIV
- Green Bay vs. Pittsburgh, XLV
- N.Y. Giants vs. New England, XLVI
- Seattle vs. Denver, XLVIII
- Tampa Bay vs. Kansas City, LV
- Cincinnati vs. L.A. Rams, LVI
- Kansas City vs. Philadelphia, LVII
- 1 By many teams

#### Most Turnovers, Both Teams, Game

- 11 Bal. Colts (7) vs. Dal. Cowboys (4), V
- Buffalo (9) vs. Dal. Cowboys (2), XXVII
- 10 Denver (8) vs. Dal. Cowboys (2), XII
- 8 New England (6) vs. Chi. Bears (2), XX
- Chi. Bears (5) vs. Indianapolis (3), XLI

#### Fewest Turnovers, Both Teams, Game

- 0 Buffalo vs. N.Y. Giants, XXV
- St.L. Rams vs. Tennessee, XXXIV
- 1 N.Y. Giants (0) vs. Denver (1), XXI
- New Orleans (0) vs. Indianapolis (1), XLIV
- N.Y. Giants (0) vs. New England (1), XLVI
- Kansas City (0) vs. Philadelphia (1), LVII
- 2 Green Bay (1) vs. Kansas City (1), I
- Miami (0) vs. Minnesota (2), VIII
- Cincinnati (1) vs. San Francisco (1), XXIII
- Carolina (1) vs. New England (1), XXXVIII
- New England (1) vs. N.Y. Giants (1), XLII
- New England (1) vs. Philadelphia (1), LII
- L.A. Rams (1) vs. New England (1), LIII
- Tampa Bay (0) vs. Kansas City (2), LV
- Cincinnati (0) vs. L.A. Rams (2), LVI



Compiled by Elias Sports Bureau

Throughout this all-time postseason record section, the following abbreviations are used to indicate various levels of postseason games:

- SB Super Bowl (1966 to date)
- AFC AFC Championship Game (1970 to date) or AFL Championship Game (1960-69)
- NFC NFC Championship Game (1970 to date) or NFL Championship Game (1933-69)
- AFC-D AFC Divisional Playoff Game (1970 to date), AFC Second-Round Playoff Game (1982), AFL Inter-Divisional Playoff Game (1969), or special playoff game to break tie for AFL Division Championship (1963, 1968)
- NFC-D NFC Divisional Playoff Game (1970 to date), NFC Second-Round Playoff Game (1982), NFL Conference Championship Game (1967-69), or special playoff game to break tie for NFL Division or Conference Championship (1941, 1943, 1947, 1950, 1952, 1957, 1958, 1965)
- AFC-FR AFC First-Round Playoff Game (1978 to date)
- NFC-FR NFC First-Round Playoff Game (1978 to date)

*Year indicates season in which game took place and does not necessarily reflect calendar year.*

**POSTSEASON GAME COMPOSITE STANDINGS**

	W	L	PCT.	PTS.	OP
New England Patriots*	37	22	.627	1,433	1,249
San Francisco 49ers	38	24	.613	1,548	1,298
Green Bay Packers	37	26	.587	1,592	1,367
Baltimore Ravens	17	13	.567	630	510
Pittsburgh Steelers	36	28	.563	1,516	1,422
Las Vegas Raiders**	25	20	.556	1,061	850
Denver Broncos	23	19	.548	906	1,044
Dallas Cowboys	36	31	.537	1,569	1,334
Washington Commanders***	23	20	.535	874	797
Kansas City Chiefs#	24	21	.533	1,017	1,006
Carolina Panthers	9	8	.529	389	367
Jacksonville Jaguars	8	8	.500	388	414
Tampa Bay Buccaneers	12	12	.500	480	473
New York Giants	25	26	.490	916	989
Philadelphia Eagles	25	26	.490	1,042	963
Los Angeles Rams††	26	28	.491	1,020	1,179
New York Jets	12	13	.480	510	508
Indianapolis Colts****	23	25	.479	976	1,030
Buffalo Bills	19	21	.475	953	916
Seattle Seahawks	17	19	.472	830	803
Miami Dolphins	20	23	.465	839	965
Chicago Bears	17	20	.459	775	763
New Orleans Saints	10	13	.435	564	619
Tennessee Titans†††	17	23	.425	716	917
Atlanta Falcons	10	14	.417	543	592
Houston Texans	5	7	.417	249	301
Arizona Cardinals†	7	10	.412	373	491
Minnesota Vikings	21	31	.404	1,015	1,191
Detroit Lions	9	14	.391	505	579
Los Angeles Chargers++++	12	19	.387	613	715
Cincinnati Bengals	10	16	.385	499	565
Cleveland Browns	12	22	.353	708	832

\* Two games played when franchise was in Boston (won 26-8, lost 51-10).  
 \*\* 12 games played when franchise was in Los Angeles (won 6, lost 6, 268 points scored, 224 points allowed), 32 games played when franchise was in Oakland (won 19, lost 13, 774 points scored, 600 points allowed).  
 \*\*\* One game played when franchise was in Boston (lost 21-6).  
 \*\*\*\* 15 games played when franchise was in Baltimore (won 8, lost 7, 264 points scored, 262 points allowed).  
 † Two games played when franchise was in Chicago (won 28-21, lost 7-0), three games played when franchise was in St. Louis (lost 30-14, lost 35-23, lost 41-16).  
 †† One game played when franchise was in Cleveland (won 15-14), 10 games played when franchise was in St. Louis (won 6, lost 4, 269 points scored, 247 points allowed).  
 ††† 22 games played when franchise was in Houston and known as the Oilers (won 9, lost 13, 371 points scored, 533 points allowed).  
 †††† 27 games played when franchise was in San Diego (won 11, lost 16, 516 points allowed, 602 points allowed).  
 # One game played when franchise was Dallas Texans (won 20-17).

**INDIVIDUAL RECORDS**

**SERVICE**

**Most Games, Career**

- 48 Tom Brady, New England-Tampa Bay (SB 10, AFC 13, AFC-D 15, AFC-FR 4, NFC 1, NFC-D 2, NFC-FR 3)
- 32 Adam Vinatieri, New England-Indianapolis (SB 5, AFC 6, AFC-D 11, AFC-FR 10)
- 29 Jerry Rice, San Francisco-Oak. Raiders-Seattle (SB 4, NFC 6, AFC 1, NFC-D 11, AFC-D 2, NFC-FR 4, AFC-FR 1) Stephen Gostkowski, New England-Tennessee (SB 6, AFC 10, AFC-D 10, AFC-FR 3)

**Most Games, Head Coach**

- 44 Bill Belichick, Cle. Browns-New England
- 42 Andy Reid, Philadelphia-Kansas City
- 36 Tom Landry, Dal. Cowboys Don Shula, Bal. Colts-Miami

**Most Championships Won, Head Coach**

- 6 George Halas, Chi. Bears
- Curly Lambeau, Green Bay
- Bill Belichick, New England
- 5 Vince Lombardi, Green Bay
- 4 Guy Chamberlin, Canton Bulldogs-Cle. Bulldogs-Frankford Yellow Jackets
- Chuck Noll, Pittsburgh

**Most Games Won, Head Coach**

- 31 Bill Belichick, Cle. Browns-New England
- 26 Andy Reid, Philadelphia-Kansas City
- 20 Tom Landry, Dal. Cowboys

**Most Games Lost, Head Coach**

- 17 Don Shula, Bal. Colts-Miami
- 16 Tom Landry, Dal. Cowboys
- Andy Reid, Philadelphia-Kansas City
- 13 Bill Belichick, Cle. Browns-New England
- Marty Schottenheimer, Cle. Browns-Kansas City-S.D. Chargers

**SCORING**

**POINTS**

**Most Points, Career**

- 238 Adam Vinatieri, New England-Indianapolis, 32 games (70-pt, 56-fg)
- 212 Stephen Gostkowski, New England-Tennessee, 29 games (89-pt, 41-fg)
- 175 David Akers, Philadelphia-San Francisco, 24 games (58-pt, 39-fg)

**Most Points, Game**

- 30 Ricky Watters, NFC-D: San Francisco vs. N.Y. Giants, 1993 (5-td)
- 24 LeGarrette Blount, AFC-D: New England vs. Indianapolis, 2013 (4-td)
- Raheem Mostert, NFC: San Francisco vs. Green Bay, 2019 (4-td)
- Gabriel Davis, AFC-D: Buffalo vs. Kansas City, 2021 (ot) (4-td)
- 20 James White, SB: New England vs. Atlanta, 2016 (ot) (3-td, 1-2pt)
- Jalen Hurts, SB: Philadelphia vs. Kansas City, 2022 (3-td, 1-2pt)

**Most Consecutive Games Scoring**

- 32 Adam Vinatieri, New England-Indianapolis, 1996-98, 2001, 2003-08, 2010, 2012-14, 2018
- 29 Stephen Gostkowski, New England-Tennessee, 2006-07, 2009, 2011-20
- 24 David Akers, Philadelphia-San Francisco, 2000-06, 2008-12

**TOUCHDOWNS**

**Most Touchdowns, Career**

- 22 Jerry Rice, San Francisco-Oak. Raiders-Seattle, 29 games (22-p)
- 21 Thurman Thomas, Buffalo, 21 games (16-r, 5-p)
- Emmitt Smith, Dal. Cowboys, 17 games (19-r, 2-p)
- 19 Travis Kelce, Kansas City, 22 games (19-p)

## POSTSEASON RECORDS

### Most Touchdowns, Game

- 5 Ricky Watters, NFC-D: San Francisco vs. N.Y. Giants, 1993 (5-r)
- 4 LeGarrette Blount, AFC-D: New England vs. Indianapolis, 2013 (4-r)
- Raheem Mostert, NFC: San Francisco vs. Green Bay, 2019 (4-r)
- Gabriel Davis, AFC-D: Buffalo vs. Kansas City, 2021 (ot)
- 3 By many players. Most recent:
  - Jake Ferguson, NFC-FR: Dal. Cowboys vs. Green Bay, 2023 (3-p)
  - Aaron Jones, NFC-FR: Green Bay vs. Dal. Cowboys, 2023 (3-r)

### Most Consecutive Games Scoring Touchdowns

- 9 Thurman Thomas, Buffalo, 1992-98
- 8 John Stallworth, Pittsburgh, 1978-83
- Emmitt Smith, Dal. Cowboys, 1993-96
- 7 John Riggins, Washington, 1982-84
- Marcus Allen, L.A. Raiders, 1982-85
- Terrell Davis, Denver, 1996-98
- David Givens, New England, 2003-05
- Leonard Fournette, Jacksonville-Tampa Bay, 2017, 2020-21
- Christian McCaffrey, Carolina-San Francisco, 2017-23 (current)

### POINTS AFTER TOUCHDOWN

#### Most (One-Point) Points After Touchdown, Career

- 89 Stephen Gostkowski, New England-Tennessee, 29 games (93 att)
- 70 Adam Vinatieri, New England-Indianapolis, 32 games (71 att)
- Mason Crosby, Green Bay, 23 games (70 att)
- 62 Harrison Butker, Kansas City, 19 games (65 att)

#### Most (One-Point) Points After Touchdown, Game

- 8 Lou Groza, NFC: Cle. Browns vs. Detroit, 1954 (8 att)
- Jim Martin, NFC: Detroit vs. Cle. Browns, 1957 (8 att)
- George Blanda, AFC-D: Oak. Raiders vs. Hou. Oilers, 1969 (8 att)
- Mike Hollis, AFC-D: Jacksonville vs. Miami, 1999 (8 att)
- 7 Danny Villanueva, NFC-D: Dal. Cowboys vs. Cle. Browns, 1967 (7 att)
- Raul Allegre, NFC-D: N.Y. Giants vs. San Francisco, 1986 (7 att)
- Mike Cofer, SB: San Francisco vs. Denver, 1989 (8 att)
- Lin Elliott, SB: Dal. Cowboys vs. Buffalo, 1992 (7 att)
- Doug Brien, SB: San Francisco vs. S.D. Chargers, 1994 (7 att)
- Gary Anderson, NFC-FR: Philadelphia vs. Detroit, 1995 (7 att)
- Jeff Wilkins, NFC-D: St.L. Rams vs. Minnesota, 1999 (7 att)
- Mike Vanderjagt, AFC-FR: Indianapolis vs. Denver, 2004 (7 att)
- 6 By many players. Most recent:
  - Anders Carlson, NFC-FR: Green Bay vs. Dal. Cowboys, 2023 (7 att)

#### Most (Kicking) Points After Touchdown, No Misses, Career

- 70 Mason Crosby, Green Bay, 23 games
- 57 Gary Anderson, Pittsburgh-Philadelphia-San Francisco-Minnesota-Tennessee, 22 games
- 49 George Blanda, Chi. Bears-Hou. Oilers-Oak. Raiders, 19 games

#### Most Two-Point Conversions, Career

- 2 Terrell Owens, San Francisco-Philadelphia-Dal. Cowboys, 12 games
- Kevin Faulk, New England, 19 games
- Dak Prescott, Dal. Cowboys, 7 games

#### Most Two-Point Conversions, Game

- 2 Terrell Owens, NFC-FR: San Francisco vs. N.Y. Giants, 2002

### FIELD GOALS

#### Most Field Goals Attempted, Career

- 69 Adam Vinatieri, New England-Indianapolis, 32 games
- 47 David Akers, Philadelphia-San Francisco, 24 games
- 46 Stephen Gostkowski, New England-Tennessee, 29 games

#### Most Field Goals Attempted, Game

- 6 George Blanda, AFC: Oak. Raiders vs. Hou. Oilers, 1967
- David Ray, NFC-D: L.A. Rams vs. Dal. Cowboys, 1973
- Mark Moseley, AFC-D: Cle. Browns vs. N.Y. Jets, 1986 (ot)
- Matt Bahr, NFC: N.Y. Giants vs. San Francisco, 1990
- Steve Christie, AFC: Buffalo vs. Miami, 1992
- Jeff Wilkins, NFC-D: St.L. Rams vs. Carolina, 2003 (2 ot)
- Chris Boswell, AFC-D: Pittsburgh vs. Kansas City, 2016
- Mike Badgley, AFC-FR: L.A. Chargers vs. Bal. Ravens, 2018
- 5 By many players

### Most Field Goals, Career

- 56 Adam Vinatieri, New England-Indianapolis, 32 games
- 41 Stephen Gostkowski, New England-Tennessee, 29 games
- 39 David Akers, Philadelphia-San Francisco, 24 games

### Most Field Goals, Game

- 6 Chris Boswell, AFC-D: Pittsburgh vs. Kansas City, 2016
- 5 Chuck Nelson, NFC-D: Minnesota vs. San Francisco, 1987
- Matt Bahr, NFC: N.Y. Giants vs. San Francisco, 1990
- Steve Christie, AFC: Buffalo vs. Miami, 1992
- Brad Daluiso, NFC-FR: N.Y. Giants vs. Minnesota, 1997
- John Kasay, NFC-FR: Carolina vs. Dal. Cowboys, 2003
- Jeff Wilkins, NFC-D: St.L. Rams vs. Carolina, 2003 (2 ot)
- Adam Vinatieri, AFC: New England vs. Indianapolis, 2003
- Adam Vinatieri, AFC-D: Indianapolis vs. Bal. Ravens, 2006
- Mason Crosby, NFC: Green Bay vs. Seattle, 2014 (ot)
- Brandon McManus, AFC-D: Denver vs. Pittsburgh, 2015
- Mike Badgley, AFC-FR: L.A. Chargers vs. Bal. Ravens, 2018
- 4 By many players

### Most Consecutive Games Scoring Field Goals

- 13 Toni Fritsch, Dal. Cowboys-Hou. Oilers, 1972-79
- Adam Vinatieri, New England-Indianapolis, 2005-08, 2010, 2012-14
- 12 Adam Vinatieri, New England, 1997-2004
- 11 Jason Elam, Denver-Atlanta, 1997-2000, 2003-05, 2008
- Mason Crosby, Green Bay, 2010-16

### Most Consecutive Field Goals

- 29 Robbie Gould, Chi. Bears-N.Y. Giants-San Francisco, 2005-06, 2010, 2016, 2019, 2021-22
- 23 Mason Crosby, Green Bay, 2010-16
- 22 Stephen Gostkowski, New England, 2011-16

### Longest Field Goal

- 58 Pete Stoyanovich, AFC-FR: Miami vs. Kansas City, 1990
- Graham Gano, NFC-FR: Carolina vs. New Orleans, 2017
- 57 Mike Nugent, AFC-FR: Cincinnati vs. Indianapolis, 2014
- Wil Lutz, NFC-FR: New Orleans vs. Carolina, 2017
- Greg Zuerlein, NFC: L.A. Rams vs. New Orleans, 2018
- Harrison Butker, SB: Kansas City vs. San Francisco, 2023
- 56 Mason Crosby, NFC-D: Green Bay vs. Dal. Cowboys, 2016
- Jason Myers, NFC-FR: Seattle vs. San Francisco, 2022

### Highest Field Goal Percentage, Career (10 field goals)

- 100.0 Chris Boswell, Pittsburgh, 9 games (17-17)
- Brandon McManus, Denver, 4 games (10-10)
- Jake Elliott, Cincinnati-Philadelphia, 10 games (15-15)
- Robbie Gould, Chi. Bears-N.Y. Giants-San Francisco, 16 games (29-29)
- Evan McPherson, Cincinnati, 7 games (19-19)
- 96.0 Stephen Hauschka, Bal. Ravens-Seattle-Buffalo, 16 games (24-25)
- 94.1 Ryan Succop, Kansas City-Tennessee-Tampa Bay, 10 games (16-17)

### SAFETIES

#### Most Safeties, Game

- 1 Bill Willis, NFC-D: Cle. Browns vs. N.Y. Giants, 1950
- Carl Eller, NFC-D: Minnesota vs. L.A. Rams, 1969
- George Andrie, NFC-D: Dal. Cowboys vs. Detroit, 1970
- Alan Page, NFC-D: Minnesota vs. Dal. Cowboys, 1971
- Dwight White, SB: Pittsburgh vs. Minnesota, 1974
- Reggie Harrison, SB: Pittsburgh vs. Dal. Cowboys, 1975
- Jim Jensen, NFC-D: Dal. Cowboys vs. L.A. Rams, 1976
- Ted Washington, AFC: Hou. Oilers vs. Pittsburgh, 1978
- Randy White, NFC-D: Dal. Cowboys vs. L.A. Rams, 1979
- Henry Waechter, SB: Chi. Bears vs. New England, 1985
- Rulon Jones, AFC-FR: Denver vs. New England, 1986
- George Martin, SB: N.Y. Giants vs. Denver, 1986
- D.D. Hoggard, AFC: Cle. Browns vs. Denver, 1987
- Bruce Smith, SB: Buffalo vs. N.Y. Giants, 1990
- Reggie White, NFC-FR: Philadelphia vs. New Orleans, 1992
- Willie Clay, NFC-FR: Detroit vs. Green Bay, 1994
- Carnell Lake, AFC-D: Pittsburgh vs. Cle. Browns, 1994
- Reuben Davis, AFC-D: S.D. Chargers vs. Miami, 1994

Jevon Kearse, AFC-FR: Tennessee vs. Buffalo, 1999  
 Brady Smith, NFC-D: Atlanta vs. St.L. Rams, 2004  
 Antonio Smith, NFC-FR: Arizona vs. Atlanta, 2008  
 Mike DeVito, AFC: N.Y. Jets vs. Pittsburgh, 2010  
 Chris Culliver, SB: San Francisco vs. Bal. Ravens, 2012  
 Cliff Avril, SB: Seattle vs. Denver, 2013  
 Shamarko Thomas, AFC-FR: Pittsburgh vs. Bal. Ravens, 2014  
 Justin Bethel, NFC-FR: Arizona vs. Carolina, 2014  
 Preston Smith, NFC-FR: Washington vs. Green Bay, 2015  
 Ben Garland, NFC-D: Atlanta vs. Seattle, 2016

**RUSHING ATTEMPTS**

**Most Attempts, Career**

400 Franco Harris, Pittsburgh, 19 games  
 349 Emmitt Smith, Dal. Cowboys, 17 games  
 339 Thurman Thomas, Buffalo, 21 games

**Most Attempts, Game**

40 Lamar Smith, AFC-FR: Miami vs. Indianapolis, 2000 (ot)  
 38 Ricky Bell, NFC-D: Tampa Bay vs. Philadelphia, 1979  
 John Riggins, SB: Washington vs. Miami, 1982  
 37 Lawrence McCutcheon, NFC-D: L.A. Rams vs. St.L. Cardinals, 1975  
 John Riggins, NFC-D: Washington vs. Minnesota, 1982

**YARDS GAINED**

**Most Yards Gained, Career**

1,586 Emmitt Smith, Dal. Cowboys, 17 games  
 1,556 Franco Harris, Pittsburgh, 19 games  
 1,442 Thurman Thomas, Buffalo, 21 games

**Most Yards Gained, Game**

248 Eric Dickerson, NFC-D: L.A. Rams vs. Dal. Cowboys, 1985  
 220 Raheem Mostert: NFC: San Francisco vs. Green Bay, 2019  
 209 Lamar Smith, AFC-FR: Miami vs. Indianapolis, 2000 (ot)

**Most Games, 100 or More Yards Rushing, Career**

7 Emmitt Smith, Dal. Cowboys, 17 games  
 Terrell Davis, Denver, 8 games  
 6 John Riggins, Washington, 9 games  
 Thurman Thomas, Buffalo, 21 games  
 Marshawn Lynch, Seattle, 13 games  
 5 Franco Harris, Pittsburgh, 19 games  
 Marcus Allen, L.A. Raiders-Kansas City, 16 games

**Most Consecutive Games, 100 or More Yards Rushing**

7 Terrell Davis, Denver, 1997-98  
 6 John Riggins, Washington, 1982-83  
 4 Thurman Thomas, Buffalo, 1990-91

**Longest Run From Scrimmage**

90 Fred Taylor, AFC-D: Jacksonville vs. Miami, 1999 (TD)  
 83 Ray Rice, AFC-FR: Bal. Ravens vs. New England, 2009 (TD)  
 80 Roger Craig, NFC-D: San Francisco vs. Minnesota, 1988 (TD)  
 Charlie Garner, AFC-FR: Oak. Raiders vs. N.Y. Jets, 2001 (TD)

**AVERAGE GAIN**

**Highest Average Gain, Career (100 attempts)**

5.59 Terrell Davis, Denver, 8 games (204-1,140)  
 5.04 Marcus Allen, L.A. Raiders-Kansas City, 16 games (267-1,347)  
 4.97 Christian McCaffrey, Carolina-San Francisco, 7 games (105-522)

**Highest Average Gain, Game (10 attempts)**

15.90 Elmer Angsman, NFC: Chi. Cardinals vs. Philadelphia, 1947 (10-159)  
 15.85 Keith Lincoln, AFC: S.D. Chargers vs. Bos. Patriots, 1963 (13-206)  
 11.82 Colin Kaepernick, NFC: San Francisco vs. Seattle, 2013 (11-130)

**TOUCHDOWNS**

**Most Touchdowns, Career**

19 Emmitt Smith, Dal. Cowboys, 17 games  
 16 Franco Harris, Pittsburgh, 19 games  
 Thurman Thomas, Buffalo, 21 games  
 12 John Riggins, Washington, 9 games  
 Terrell Davis, Denver, 8 games  
 Marshawn Lynch, Seattle, 13 games

**Most Touchdowns, Game**

5 Ricky Watters, NFC-D: San Francisco vs. N.Y. Giants, 1993  
 4 LeGarrette Blount, AFC-D: New England vs. Indianapolis, 2013  
 Raheem Mostert, NFC: San Francisco vs. Green Bay, 2019  
 3 Andy Farkas, NFC-D: Washington vs. N.Y. Giants, 1943  
 Otto Graham, NFC: Cle. Browns vs. Detroit, 1954  
 Tom Matte, NFC: Bal. Colts vs. Cle. Browns, 1968  
 Larry Schreiber, NFC-D: San Francisco vs. Dal. Cowboys, 1972  
 Larry Csonka, AFC: Miami vs. Oak. Raiders, 1973  
 Franco Harris, AFC-D: Pittsburgh vs. Buffalo, 1974  
 John Riggins, NFC-D: Washington vs. L.A. Rams, 1983  
 Kenneth Davis, AFC: Buffalo vs. L.A. Raiders, 1990  
 Napoleon McCallum, AFC-FR: L.A. Raiders vs. Denver, 1993  
 Thurman Thomas, AFC: Buffalo vs. Kansas City, 1993  
 William Floyd, NFC-D: San Francisco vs. Chi. Bears, 1994  
 Emmitt Smith, NFC: Dal. Cowboys vs. Green Bay, 1995  
 Curtis Martin, AFC-D: New England vs. Pittsburgh, 1996  
 Terrell Davis, SB: Denver vs. Green Bay, 1997  
 Mario Bates, NFC-D: Arizona vs. Minnesota, 1998  
 Shaun Alexander, NFC-FR: Seattle vs. Green Bay, 2003 (ot)  
 Ryan Grant, NFC-D: Green Bay vs. Seattle, 2007  
 Adrian Peterson, NFC: Minnesota vs. New Orleans, 2009 (ot)  
 LeGarrette Blount, AFC: New England vs. Indianapolis, 2014  
 Leonard Fournette, AFC-D: Jacksonville vs. Pittsburgh, 2017  
 Sony Michel, AFC-D: New England vs. L.A. Chargers, 2018  
 Jalen Hurts, SB: Philadelphia vs. Kansas City, 2022  
 Aaron Jones, NFC-FR: Green Bay vs. Dal. Cowboys, 2023

**Most Consecutive Games Rushing for Touchdowns**

8 Emmitt Smith, Dal. Cowboys, 1993-96  
 Thurman Thomas, Buffalo, 1992-98  
 7 John Riggins, Washington, 1982-84  
 Terrell Davis, Denver, 1996-98  
 5 Franco Harris, Pittsburgh, 1974-75  
 Franco Harris, Pittsburgh, 1977-79  
 Curtis Martin, New England-N.Y. Jets, 1996-98  
 Jerome Bettis, Pittsburgh, 2004-05  
 Marshawn Lynch, Seattle, 2012-13  
 Damien Williams, Kansas City, 2018-19 (current)

**PASSING**

**PASSER RATING**

**Highest Passer Rating, Career (150 attempts)**

105.8 Patrick Mahomes, Kansas City, 18 games  
 104.8 Bart Starr, Green Bay, 10 games  
 102.8 Kurt Warner, St.L. Rams-Arizona, 13 games

**ATTEMPTS**

**Most Passes Attempted, Career**

1,921 Tom Brady, New England-Tampa Bay, 48 games  
 1,027 Peyton Manning, Indianapolis-Denver, 27 games  
 791 Brett Favre, Green Bay-Minnesota, 24 games

**Most Passes Attempted, Game**

68 Ben Roethlisberger, AFC-FR: Pittsburgh vs. Cle. Browns, 2020  
 66 Tom Brady, NFC-FR: Tampa Bay vs. Dal. Cowboys, 2022  
 65 Steve Young, NFC-D: San Francisco vs. Green Bay, 1995

**COMPLETIONS**

**Most Passes Completed, Career**

1,200 Tom Brady, New England-Tampa Bay, 48 games  
 649 Peyton Manning, Indianapolis-Denver, 27 games  
 501 Aaron Rodgers, Green Bay, 22 games

## POSTSEASON RECORDS

### Most Passes Completed, Game

- 47 Ben Roethlisberger, AFC-FR: Pittsburgh vs. Cle. Browns, 2020
- 43 Tom Brady, SB: New England vs. Atlanta, 2016 (ot)
- 41 Dak Prescott, NFC-FR: Dal. Cowboys vs. Green Bay, 2023

### COMPLETION PERCENTAGE

#### Highest Completion Percentage, Career (150 attempts)

- 68.10 Nick Foles, Philadelphia, 6 games (210-143)
- 67.86 Patrick Mahomes, Kansas City, 18 games (672-456)
- 67.52 Matt Ryan, Atlanta, 10 games (351-237)

#### Highest Completion Percentage, Game (15 completions)

- 92.9 Tom Brady, AFC-D: New England vs. Jacksonville, 2007 (28-26)
- 88.0 Phil Simms, SB: N.Y. Giants vs. Denver, 1986 (25-22)
- 87.9 Kurt Warner, NFC-FR: Arizona vs. Green Bay, 2009 (ot) (33-29)

### YARDS GAINED

#### Most Yards Gained, Career

- 13,400 Tom Brady, New England-Tampa Bay, 48 games
- 7,339 Peyton Manning, Indianapolis-Denver, 27 games
- 5,972 Ben Roethlisberger, Pittsburgh, 23 games

#### Most Yards Gained, Game

- 505 Tom Brady, SB: New England vs. Philadelphia, 2017
- 501 Ben Roethlisberger, AFC-FR: Pittsburgh vs. Cle. Browns, 2020
- 489 Bernie Kosar, AFC-D: Cle. Browns vs. N.Y. Jets, 1986 (ot)

#### Most Games, 300 or More Yards Passing, Career

- 19 Tom Brady, New England-Tampa Bay, 48 games
- 9 Peyton Manning, Indianapolis-Denver, 27 games
- 8 Drew Brees, S.D. Chargers-New Orleans, 16 games
- Aaron Rodgers, Green Bay, 22 games

#### Most Consecutive Games, 300 or More Yards Passing

- 4 Dan Fouts, S.D. Chargers, 1979-81
- 3 Jim Kelly, Buffalo, 1989-1990
- Warren Moon, Hou. Oilers, 1991-93
- Drew Brees, New Orleans, 2010-11
- Andrew Luck, Indianapolis, 2013-14
- Tom Brady, New England, 2014-15
- Matt Ryan, Atlanta, 2012, 2016
- Tom Brady, New England, 2016-17
- Tom Brady, New England, 2017-18
- Ben Roethlisberger, Pittsburgh, 2016-17, 2020
- Josh Allen, Buffalo, 2021-22
- 2 By many players

#### Longest Pass Completion

- 96 Trent Dilfer (to Sharpe), AFC: Bal. Ravens vs. Oak. Raiders, 2000 (TD)
- 94 Troy Aikman (to Harper), NFC-D: Dal. Cowboys vs. Green Bay, 1994 (TD)
- 93 Daryle Lamonica (to Dubenion), AFC-D: Buffalo vs. Bos. Patriots, 1963 (TD)

### AVERAGE GAIN

#### Highest Average Gain, Career (150 attempts)

- 8.55 Kurt Warner, St.L. Rams-Arizona, 13 games (462-3,952)
- 8.48 Colin Kaepernick, San Francisco, 6 games (162-1,374)
- 8.45 Joe Theismann, Washington, 10 games (211-1,782)

#### Highest Average Gain, Game (20 attempts)

- 15.05 Tim Tebow, AFC-FR: Denver vs. Pittsburgh, 2011 (21-316)
- 14.71 Terry Bradshaw, SB: Pittsburgh vs. L.A. Rams, 1979 (21-309)
- 14.50 Peyton Manning, AFC-FR: Indianapolis vs. Denver, 2003 (26-377)

### TOUCHDOWNS

#### Most Touchdown Passes, Career

- 88 Tom Brady, New England-Tampa Bay, 48 games
- 45 Joe Montana, San Francisco-Kansas City, 23 games
- Aaron Rodgers, Green Bay, 22 games
- 44 Brett Favre, Green Bay-Minnesota, 24 games

### Most Touchdown Passes, Game

- 6 Daryle Lamonica, AFC-D: Oak. Raiders vs. Hou. Oilers, 1969
- Steve Young, SB: San Francisco vs. S.D. Chargers, 1994
- Tom Brady, AFC-D: New England vs. Denver, 2011
- 5 Sid Luckman, NFC: Chi. Bears vs. Washington, 1943
- Daryle Lamonica, AFC-D: Oak. Raiders vs. Kansas City, 1968
- Joe Montana, SB: San Francisco vs. Denver, 1989
- Kurt Warner, NFC-D: St.L. Rams vs. Minnesota, 1999
- Kerry Collins, NFC: N.Y. Giants vs. Minnesota, 2000
- Peyton Manning, AFC-FR: Indianapolis vs. Denver, 2003
- Kurt Warner, NFC-FR: Arizona vs. Green Bay, 2009 (ot)
- Ben Roethlisberger, AFC-D: Pittsburgh vs. Jacksonville, 2017
- Patrick Mahomes, AFC-D: Kansas City vs. Hou. Texans, 2019
- Josh Allen, AFC-FR: Buffalo vs. New England, 2021
- Patrick Mahomes, AFC-FR: Kansas City vs. Pittsburgh, 2021
- 4 By many players. Last time:  
Dak Prescott, NFC-FR: Dal. Cowboys vs. Tampa Bay, 2022

#### Most Consecutive Games, Touchdown Passes

- 20 Brett Favre, Green Bay-Minnesota, 1995-2009
- 18 Tom Brady, New England, 2001-11
- Drew Brees, S.D. Chargers-New Orleans, 2004, 2006, 2009-11, 2013, 2017-20
- 16 Aaron Rodgers, Green Bay, 2010-16, 2019-20

### HAD INTERCEPTED

#### Lowest Percentage, Passes Had Intercepted, Career (150 attempts)

- 0.58 Brock Purdy, San Francisco, 6 games (171-1)
- 0.65 Kirk Cousins, Washington-Minnesota, 5 games (155-1)
- 0.65 Jared Goff, L.A. Rams-Detroit, 9 games (308-2)

#### Most Attempts Without Interception, Game

- 60 Drew Brees, NFC-FR: New Orleans vs. Seattle, 2010
- 58 Eli Manning, NFC: N.Y. Giants vs. San Francisco, 2011 (ot)
- 54 Neil O'Donnell, AFC: Pittsburgh vs. S.D. Chargers, 1994

#### Most Passes Had Intercepted, Career

- 40 Tom Brady, New England-Tampa Bay, 48 games
- 30 Brett Favre, Green Bay-Minnesota, 24 games
- 28 Jim Kelly, Buffalo, 17 games
- Ben Roethlisberger, Pittsburgh, 23 games

#### Most Passes Had Intercepted, Game

- 6 Frank Filchock, NFC: N.Y. Giants vs. Chi. Bears, 1946
- Bobby Layne, NFC: Detroit vs. Cle. Browns, 1954
- Norm Van Brocklin, NFC: L.A. Rams vs. Cle. Browns, 1955
- Brett Favre, NFC-D: Green Bay vs. St.L. Rams, 2001
- 5 Frank Filchock, NFC: Washington vs. Chi. Bears, 1940
- George Blanda, AFC: Hou. Oilers vs. Dal. Texans, 1961
- George Blanda, AFC: Hou. Oilers vs. Dal. Texans, 1962 (ot)
- Y.A. Tittle, NFC: N.Y. Giants vs. Chi. Bears, 1963
- Mike Phipps, AFC-D: Cle. Browns vs. Miami, 1972
- Dan Pastorini, AFC: Hou. Oilers vs. Pittsburgh, 1978
- Dan Fouts, AFC-D: S.D. Chargers vs. Hou. Oilers, 1979
- Tommy Kramer, NFC-D: Minnesota vs. Philadelphia, 1980
- Dan Fouts, AFC-D: S.D. Chargers vs. Miami, 1982
- Richard Todd, AFC: N.Y. Jets vs. Miami, 1982
- Gary Danielson, NFC-D: Detroit vs. San Francisco, 1983
- Jay Schroeder, AFC: L.A. Raiders vs. Buffalo, 1990
- Rich Gannon, SB: Oak. Raiders vs. Tampa Bay, 2002
- Jake Delhomme, NFC-D: Carolina vs. Arizona, 2008
- 4 By many players

### PASS RECEIVING RECEPTIONS

#### Most Receptions, Career

- 165 Travis Kelce, Kansas City, 22 games
- 151 Jerry Rice, San Francisco-Oak. Raiders-Seattle, 29 games
- 118 Julian Edelman, New England, 19 games

#### Most Receptions, Game

- 15 Darren Sproles, NFC-D: New Orleans vs. San Francisco, 2011
- James White, AFC-D: New England vs. L.A. Chargers, 2018
- 14 James White, SB: New England vs. Atlanta, 2016 (ot)
- Travis Kelce, AFC-D: Kansas City vs. Jacksonville, 2022

## POSTSEASON RECORDS

- 13 Kellen Winslow, AFC-D: S.D. Chargers vs. Miami, 1981 (ot)
- Thurman Thomas, AFC-D: Buffalo vs. Cle. Browns, 1989
- Shannon Sharpe, AFC-FR: Denver vs. L.A. Raiders, 1993
- Chad Morton, NFC-D: New Orleans vs. Minnesota, 2000
- T.Y. Hilton, AFC-FR: Indianapolis vs. Kansas City, 2013
- Demaryius Thomas, SB: Denver vs. Seattle, 2013
- JuJu Smith-Schuster, AFC-FR: Pittsburgh vs. Cle. Browns, 2020
- Travis Kelce, AFC: Kansas City vs. Buffalo, 2020

### Most Consecutive Games, Pass Receptions

- 28 Jerry Rice, San Francisco-Oak. Raiders, 1985-2002
- 22 Drew Pearson, Dal. Cowboys, 1973-83
- Travis Kelce, Kansas City, 2015-23 (current)
- 19 Reggie Wayne, Indianapolis, 2002-10, 2012, 2014

### YARDS GAINED

#### Most Yards Gained, Career

- 2,245 Jerry Rice, San Francisco-Oak. Raiders-Seattle, 29 games
- 1,903 Travis Kelce, Kansas City, 2 games
- 1,442 Julian Edelman, New England, 19 games

#### Most Yards Gained, Game

- 240 Eric Moulds, AFC-FR: Buffalo vs. Miami, 1998
- 227 Anthony Carter, NFC-D: Minnesota vs. San Francisco, 1987
- 224 T.Y. Hilton, AFC-FR: Indianapolis vs. Kansas City, 2013

#### Most Games, 100 or More Yards Receiving, Career

- 8 Jerry Rice, San Francisco-Oak. Raiders-Seattle, 29 games
- Travis Kelce, Kansas City, 18 games
- 6 Michael Irvin, Dal. Cowboys, 16 games
- Julian Edelman, New England, 19 games
- 5 By many players

#### Most Consecutive Games, 100 or More Yards Receiving, Career

- 4 Larry Fitzgerald, Arizona, 2008
- Antonio Brown, Pittsburgh, 2014-16
- Travis Kelce, Kansas City, 2020-21
- 3 Tom Fears, L.A. Rams, 1950-51
- Jerry Rice, San Francisco, 1988-89
- Randy Moss, Minnesota, 1999-2000
- T.Y. Hilton, Indianapolis, 2013-14
- Tyreek Hill, Kansas City, 2019-20
- 2 By many players

#### Longest Reception

- 96 Shannon Sharpe (from Dilfer), AFC: Bal. Ravens vs. Oak. Raiders, 2000 (TD)
- 94 Alvin Harper (from Aikman), NFC-D: Dal. Cowboys vs. Green Bay, 1994 (TD)
- 93 Elbert Dubenion (from Lamonica), AFC-D: Buffalo vs. Bos. Patriots, 1963 (TD)

### AVERAGE GAIN

#### Highest Average Gain, Career (20 receptions)

- 27.3 Alvin Harper, Dal. Cowboys, 10 games (24-655)
- 23.7 Willie Gault, Chi. Bears-L.A. Raiders, 12 games (21-497)
- 22.8 Harold Jackson, L.A. Rams-New England-Minnesota-Seattle, 14 games (24-548)

#### Highest Average Gain, Game (3 receptions)

- 51.0 Demaryius Thomas, AFC-FR: Denver vs. Pittsburgh, 2011 (4-204)
- 46.3 Harold Jackson, NFC: L.A. Rams vs. Minnesota, 1974 (3-139)
- 43.0 Jermaine Kearse, NFC-D: Seattle vs. Carolina, 2014 (3-129)

### TOUCHDOWNS

#### Most Touchdowns, Career

- 22 Jerry Rice, San Francisco-Oak. Raiders-Seattle, 29 games
- 19 Travis Kelce, Kansas City, 22 games
- 15 Rob Gronkowski, New England-Tampa Bay, 22 games

#### Most Touchdowns, Game

- 4 Gabriel Davis, AFC-D: Buffalo vs. Kansas City, 2021 (ot)
- 3 Tom Fears, NFC-D: L.A. Rams vs. Chi. Bears, 1950
- Gary Collins, NFC: Cle. Browns vs. Bal. Colts, 1964
- Fred Biletnikoff, AFC-D: Oak. Raiders vs. Kansas City, 1968
- Preston Pearson, NFC: Dal. Cowboys vs. L.A. Rams, 1975

- Dave Casper, AFC-D: Oak. Raiders vs. Bal. Colts, 1977 (ot)
- Alvin Garrett, NFC-FR: Washington vs. Detroit, 1982
- Jerry Rice, NFC-D: San Francisco vs. Minnesota, 1988
- Jerry Rice, SB: San Francisco vs. Denver, 1989
- Andre Reed, AFC-FR: Buffalo vs. Hou. Oilers, 1992 (ot)
- Sterling Sharpe, NFC-FR: Green Bay vs. Detroit, 1993
- Jerry Rice, SB: San Francisco vs. S.D. Chargers, 1994
- Willie Jackson, NFC-FR: New Orleans vs. St.L. Rams, 2000
- Amani Toomer, NFC-FR: N.Y. Giants vs. San Francisco, 2002
- Larry Fitzgerald, NFC: Arizona vs. Philadelphia, 2008
- Sidney Rice, NFC-D: Minnesota vs. Dal. Cowboys, 2009
- Rob Gronkowski, AFC-D: New England vs. Denver, 2011
- Randall Cobb, NFC-FR: Green Bay vs. N.Y. Giants, 2016
- Travis Kelce, AFC-D: Kansas City vs. Hou. Texans, 2019
- Jake Ferguson, NFC-FR: Dal. Cowboys vs. Green Bay, 2023

#### Most Consecutive Games, Touchdown Passes Caught

- 8 John Stallworth, Pittsburgh, 1978-83
- 7 David Givens, New England, 2003-05
- 6 Rob Gronkowski, New England, 2014-15, 2017
- Travis Kelce, Kansas City, 2021-22

### INTERCEPTIONS BY

#### Most Interceptions, Career

- 9 Charlie Waters, Dal. Cowboys, 25 games
- Bill Simpson, L.A. Rams-Buffalo, 11 games
- Ronnie Lott, San Francisco-L.A. Raiders, 20 games
- Ed Reed, Bal. Ravens, 15 games
- 8 Lester Hayes, Oak./L.A. Raiders, 13 games
- 7 Willie Brown, Oak. Raiders, 17 games
- Dennis Thurman, Dal. Cowboys, 14 games
- Rodney Harrison, S.D. Chargers-New England, 13 games
- Asante Samuel, New England-Philadelphia-Atlanta, 21 games

#### Most Interceptions, Game

- 4 Vernon Perry, AFC-D: Hou. Oilers vs. S.D. Chargers, 1979
- 3 Joe Laws, NFC: Green Bay vs. N.Y. Giants, 1944
- Charlie Waters, NFC-D: Dal. Cowboys vs. Chi. Bears, 1977
- Rod Martin, SB: Oak. Raiders vs. Philadelphia, 1980
- Dennis Thurman, NFC-D: Dal. Cowboys vs. Green Bay, 1982
- A.J. Duhe, AFC: Miami vs. N.Y. Jets, 1982
- Ty Law, AFC: New England vs. Indianapolis, 2003
- Ricky Manning Jr., NFC: Carolina vs. Philadelphia, 2003
- Asante Samuel Jr., AFC-FR: L.A. Chargers vs. Jacksonville, 2022
- 2 By many players

#### Most Consecutive Games, Interceptions

- 4 Aeneas Williams, Arizona-St.L. Rams, 1998-2001
- Rodney Harrison, New England, 2004, 2007
- 3 By many players. Last time: Sean Murphy-Bunting, Tampa Bay, 2020

### YARDS GAINED

#### Most Yards Gained, Career

- 227 Asante Samuel, New England-Philadelphia-Atlanta, 21 games
- 196 Willie Brown, Oak. Raiders, 17 games
- 187 Ronnie Lott, San Francisco-L.A.-Raiders, 20 games

#### Most Yards Gained, Game

- 108 Darrien Gordon, SB: Denver vs. Atlanta, 1998
- 101 George Teague, NFC-FR: Green Bay vs. Detroit, 1993
- Taron Johnson, AFC-D: Buffalo vs. Bal. Ravens, 2020
- 100 Champ Bailey, AFC-D: Denver vs. New England, 2005
- James Harrison, SB: Pittsburgh vs. Arizona, 2008

#### Longest Return

- 101 George Teague, NFC-FR: Green Bay vs. Detroit, 1993 (TD)
- Taron Johnson, AFC-D: Buffalo vs. Bal. Ravens, 2020 (TD)
- 100 Champ Bailey, AFC-D: Denver vs. New England, 2005
- James Harrison, SB: Pittsburgh vs. Arizona, 2008 (TD)
- 98 Darrol Ray, AFC-FR: N.Y. Jets vs. Cincinnati, 1982 (TD)

## POSTSEASON RECORDS

### TOUCHDOWNS

#### Most Touchdowns, Career

- 4 Asante Samuel, New England-Philadelphia-Atlanta, 21 games
- 3 Willie Brown, Oak. Raiders, 17 games
- 2 Lester Hayes, Oak./L.A. Raiders, 13 games
- Ronnie Lott, San Francisco-L.A. Raiders, 20 games
- Darrell Green, Washington, 18 games
- Melvin Jenkins, Seattle-Detroit, 5 games
- George Teague, Green Bay-Dal. Cowboys-Miami-Dal. Cowboys, 12 games
- Aeneas Williams, Arizona-St.L. Rams, 6 games
- Dwight Smith, Tampa Bay, 4 games
- Luke Kuechly, Carolina, 7 games

#### Most Touchdowns, Game

- 2 Aeneas Williams, NFC-D: St.L. Rams vs. Green Bay, 2001
- Dwight Smith, SB: Tampa Bay vs. Oak. Raiders, 2002
- 1 By many players

### PUNTING

#### Most Punts, Career

- 111 Ray Guy, Oak./L.A. Raiders, 22 games
- 101 Craig Hentrich, Green Bay-Tennessee, 22 games
- 93 Sam Koch, Bal. Ravens, 20 games

#### Most Punts, Game

- 14 Dave Jennings, AFC-D: N.Y. Jets vs. Cle. Browns, 1986 (ot)
- 12 David Lee, AFC-D: Bal. Colts vs. Oak. Raiders, 1977 (ot)
- Steve Weatherford, NFC: N.Y. Giants vs. San Francisco, 2011 (ot)
- 11 Ken Strong, NFC: N.Y. Giants vs. Chi. Bears, 1933
- Jim Norton, AFC: Hou. Oilers vs. Oak. Raiders, 1967
- Ode Burrell, AFC-D: Hou. Oilers vs. Oak. Raiders, 1969
- Dale Hatcher, NFC: L.A. Rams vs. Chi. Bears, 1985
- Brad Maynard, SB: N.Y. Giants vs. Bal. Ravens, 2000

#### Longest Punt

- 76 Ed Danowski, NFC: N.Y. Giants vs. Detroit, 1935
- Mike Horan, AFC: Denver vs. Buffalo, 1991
- 74 Jack Fox, NFC: Detroit vs. San Francisco, 2023
- 72 Charlie Conerly, NFC-D: N.Y. Giants vs. Cle. Browns, 1950
- Yale Lary, NFC: Detroit vs. Cle. Browns, 1953

### AVERAGE YARDAGE

#### Highest Average, Career (25 punts)

- 50.96 Michael Dickson, Seattle, 5 games (26-1,325)
- 46.92 Pat McAfee, Indianapolis, 10 games (39-1,830)
- 46.54 Andy Lee, San Francisco-Arizona, 9 games (41-1,908)

#### Highest Average, Game (4 punts)

- 56.0 Ray Guy, AFC: Oak. Raiders vs. S.D. Chargers, 1980 (4-224)
- 55.8 Michael Dickson, NFC-FR: Seattle vs. L.A. Rams, 2020 (8-446)
- 53.8 Sam Koch, AFC-D: Bal. Ravens vs. Pittsburgh, 2010 (4-215)

### PUNT RETURNS

#### Most Punt Returns, Career

- 39 Julian Edelman, New England, 19 games
- 34 David Meggett, N.Y. Giants-New England-N.Y. Jets, 13 games
- Brian Mitchell, Washington-Philadelphia, 16 games
- 33 Troy Brown, New England, 20 games

#### Most Punt Returns, Game

- 8 Kyle Williams, NFC: San Francisco vs. N.Y. Giants, 2011 (ot)
- 7 Ron Gardin, AFC-D: Bal. Colts vs. Cincinnati, 1970
- Carl Roaches, AFC-FR: Hou. Oilers vs. Oak. Raiders, 1980
- Gerald McNeil, AFC-D: Cle. Browns vs. N.Y. Jets, 1986 (ot)
- Phil McConkey, NFC-D: N.Y. Giants vs. San Francisco, 1986
- David Meggett, AFC-D: New England vs. Pittsburgh, 1996
- Reggie Barlow, AFC-FR: Jacksonville vs. New England, 1998
- 6 By many players

### YARDS GAINED

#### Most Yards Gained, Career

- 443 Julian Edelman, New England, 19 games
- 339 Brian Mitchell, Washington-Philadelphia, 16 games
- 315 Troy Brown, New England, 20 games

#### Most Yards Gained, Game

- 152 Allen Rossum, NFC-D: Atlanta vs. St.L. Rams, 2004
- 143 Anthony Carter, NFC-FR: Minnesota vs. New Orleans, 1987
- 141 Bob Hayes, NFC-D: Dal. Cowboys vs. Cle. Browns, 1967

#### Longest Return

- 90 Trindon Holliday, AFC-D: Denver vs. Bal. Ravens, 2012 (2 ot) (TD)
- 88 Jermaine Lewis, AFC-D: Bal. Ravens vs. Pittsburgh, 2001 (TD)
- 84 Anthony Carter, NFC-FR: Minnesota vs. New Orleans, 1987 (TD)

### AVERAGE YARDAGE

#### Highest Average, Career (10 returns)

- 23.9 Allen Rossum, Green Bay-Atlanta, 6 games (10-239)
- 15.8 DeSean Jackson, Philadelphia, 6 games (11-174)
- 15.3 Robert Brooks, Green Bay, 11 games (14-214)

#### Highest Average Gain, Game (3 returns)

- 50.7 Allen Rossum, NFC-D: Atlanta vs. St.L. Rams, 2004 (3-152)
- 47.0 Bob Hayes, NFC-D: Dal. Cowboys vs. Cle. Browns, 1967 (3-141)
- 36.3 Reggie Bush, NFC-D: New Orleans vs. Arizona, 2009 (3-109)

### TOUCHDOWNS

#### Most Touchdowns

- 1 Hugh Gallarneau, NFC-D: Chi. Bears vs. Green Bay, 1941
- Bosh Pritchard, NFC-D: Philadelphia vs. Pittsburgh, 1947
- Charley Trippi, NFC: Chi. Cardinals vs. Philadelphia, 1947
- Verda (Vitamin T) Smith, NFC-D: L.A. Rams vs. Detroit, 1952
- George (Butch) Byrd, AFC: Buffalo vs. S.D. Chargers, 1965
- Golden Richards, NFC: Dal. Cowboys vs. Minnesota, 1973
- Wes Chandler, AFC-D: S.D. Chargers vs. Miami, 1981 (ot)
- Shaun Gayle, NFC-D: Chi. Bears vs. N.Y. Giants, 1985
- Anthony Carter, NFC-FR: Minnesota vs. New Orleans, 1987
- Darrell Green, NFC-D: Washington vs. Chi. Bears, 1987
- Antonio Freeman, NFC-FR: Green Bay vs. Atlanta, 1995
- Desmond Howard, NFC-D: Green Bay vs. San Francisco, 1996
- Jermaine Lewis, AFC-D: Bal. Ravens vs. Pittsburgh, 2001
- Troy Brown, AFC: New England vs. Pittsburgh, 2001
- Antwan Randle El, AFC-FR: Pittsburgh vs. Cle. Browns, 2002
- Santana Moss, AFC-D: N.Y. Jets vs. Pittsburgh, 2004 (ot)
- Allen Rossum, NFC-D: Atlanta vs. St.L. Rams, 2004
- Steve Smith, NFC: Carolina vs. Seattle, 2005
- Santonio Holmes, AFC: Pittsburgh vs. S.D. Chargers, 2008
- Reggie Bush, NFC-D: New Orleans vs. Arizona, 2009
- Trindon Holliday, AFC-D: Denver vs. Bal. Ravens, 2012 (2 ot)
- Steven Sims, AFC-D: Houston vs. Baltimore, 2023

### KICKOFF RETURNS

#### Most Kickoff Returns, Career

- 36 Brian Mitchell, Washington-Philadelphia, 16 games
- 31 Kevin Williams, Dal. Cowboys-Buffalo, 12 games
- Darren Sproles, S.D. Chargers-New Orleans-Philadelphia, 12 games
- 29 Fulton Walker, Miami-L.A. Raiders, 10 games

#### Most Kickoff Returns, Game

- 8 Marc Logan, AFC-D: Miami vs. Buffalo, 1990
- Andre Coleman, SB: S.D. Chargers vs. San Francisco, 1994
- Marcus Knight, SB: Oak. Raiders vs. Tampa Bay, 2002
- 7 Don Bingham, NFC: Chi. Bears vs. N.Y. Giants, 1956
- Reggie Brown, NFC-FR: Atlanta vs. Minnesota, 1982
- David Verser, AFC-FR: Cincinnati vs. N.Y. Jets, 1982
- Del Rodgers, NFC-D: Green Bay vs. Dal. Cowboys, 1982
- Henry Ellard, NFC-D: L.A. Rams vs. Washington, 1983
- Stephen Staring, SB: New England vs. Chi. Bears, 1985
- Darick Holmes, AFC-D: Buffalo vs. Pittsburgh, 1995
- Antonio Freeman, NFC: Green Bay vs. Dal. Cowboys, 1995
- Roell Preston, NFC-FR: Green Bay vs. San Francisco, 1998
- Robert Tate, NFC-D: Minnesota vs. St.L. Rams, 1999
- Fred McAfee, NFC-D: New Orleans vs. Minnesota, 2000
- Michael Bates, NFC-FR: Dal. Cowboys vs. Carolina, 2003
- Dante Hall, AFC-D: Kansas City vs. Indianapolis, 2003
- Michael Lewis, NFC: New Orleans vs. Chi. Bears, 2006
- Quintin Demps, AFC-FR: Kansas City vs. Indianapolis, 2013

## POSTSEASON RECORDS

6 By many players

### YARDS GAINED

#### Most Yards Gained, Career

- 875 Brian Mitchell, Washington-Philadelphia, 16 games
- 770 Darren Sproles, S.D. Chargers-New Orleans-Philadelphia, 12 games
- 677 Fulton Walker, Miami-L.A. Raiders, 10 games

#### Most Yards Gained, Game

- 244 Andre Coleman, SB: S.D. Chargers vs. San Francisco, 1994
- 220 Ellis Hobbs, AFC: New England vs. Indianapolis, 2006
- 216 Danieal Manning, AFC-D: Hou. Texans vs. New England, 2012

#### Longest Return

- 108 Jacoby Jones, SB: Bal. Ravens vs. San Francisco, 2012 (TD)
- 106 Knile Davis, AFC-FR: Kansas City vs. Hou. Texans, 2015 (TD)
- 104 Trindon Holliday, AFC-D: Denver vs. Bal. Ravens, 2012 (2 ot) (TD)

### AVERAGE YARDAGE

#### Highest Average, Career (10 returns)

- 35.8 Danieal Manning, Chi. Bears-Hou. Texans, 9 games (12-429)
- 30.1 Carl Garrett, Oak Raiders, 5 games (16-481)
- 30.0 Reggie Barlow, Jacksonville, 8 games (12-360)

#### Highest Average, Game (3 returns)

- 56.7 Les (Speedy) Duncan, NFC-D: Washington vs. San Francisco, 1971 (3-170)
- 54.0 Danieal Manning, AFC-D: Hou. Texans vs. New England, 2012 (4-216)
- 52.7 Trindon Holliday, AFC-D: Denver vs. Bal. Ravens, 2012 (2 ot) (3-158)

### TOUCHDOWNS

#### Most Touchdowns, Career

- 2 Ron Dixon, N.Y. Giants, 4 games
- 1 By many players

#### Most Touchdowns, Game

- 1 Vic Washington, NFC-D: San Francisco vs. Dal. Cowboys, 1972
- Nat Moore, AFC-D: Miami vs. Oak. Raiders, 1974
- Marshall Johnson, AFC-D: Bal. Colts vs. Oak. Raiders, 1977 (ot)
- Fulton Walker, SB: Miami vs. Washington, 1982
- Stanford Jennings, SB: Cincinnati vs. San Francisco, 1988
- Eric Metcalf, AFC-D: Cle. Browns vs. Buffalo, 1989
- Andre Coleman, SB: S.D. Chargers vs. San Francisco, 1994
- Desmond Howard, SB: Green Bay vs. New England, 1996
- Chuck Levy, NFC: San Francisco vs. Green Bay, 1997
- Tim Dwight, SB: Atlanta vs. Denver, 1998
- Kevin Dyson, AFC-FR: Tennessee vs. Buffalo, 1999
- Charlie Rogers, AFC-FR: Seattle vs. Miami, 1999
- Brian Mitchell, AFC-D: Washington vs. Tampa Bay, 1999
- Tony Home, NFC-D: St.L. Rams vs. Minnesota, 1999
- Derrick Mason, AFC: Tennessee vs. Jacksonville, 1999
- Ron Dixon, NFC-D: N.Y. Giants vs. Philadelphia, 2000; SB: N.Y. Giants vs. Bal. Ravens, 2000
- Jermaine Lewis, SB: Bal. Ravens vs. N.Y. Giants, 2000
- Dante Hall, AFC-D: Kansas City vs. Indianapolis, 2003
- Miles Austin, NFC-FR: Dal. Cowboys vs. Seattle, 2006
- Devin Hester, SB: Chi. Bears vs. Indianapolis, 2006
- Eric Weems, NFC-D: Atlanta vs. Green Bay, 2010
- Trindon Holliday, AFC-D: Denver vs. Bal. Ravens, 2012 (2 ot)
- Jacoby Jones, SB: Bal. Ravens vs. San Francisco, 2012
- Percy Harvin, SB: Seattle vs. Denver, 2013
- Knile Davis, AFC-FR: Kansas City vs. Hou. Texans, 2015
- Dion Lewis, AFC-D: New England vs. Hou. Texans, 2016
- Steven Sims, AFC-D: Hou. Texans vs. Bal. Ravens, 2023

### FUMBLES

#### Most Fumbles, Career

- 16 Warren Moon, Hou. Oilers-Minnesota, 10 games
- Tom Brady, New England-Tampa Bay, 48 games
- 14 John Elway, Denver, 22 games
- Donovan McNabb, Philadelphia, 16 games

- Drew Brees, S.D. Chargers-New Orleans, 18 games
- 13 Tony Dorsett, Dal. Cowboys, 17 games

#### Most Fumbles, Game

- 5 Warren Moon, AFC-D: Hou. Oilers vs. Kansas City, 1993
- 4 Brian Sipe, AFC-D: Cle. Browns vs. Oak. Raiders, 1980
- Randall Cunningham, NFC-FR: Minnesota vs. N.Y. Giants, 1997
- 3 By many players

### RECOVERIES

#### Most Own Fumbles Recovered, Career

- 10 Patrick Mahomes, Kansas City, 18 games
- 8 Warren Moon, Hou. Oilers-Minnesota, 10 games
- 7 John Elway, Denver, 22 games

#### Most Opponents' Fumbles Recovered, Career

- 4 Cliff Harris, Dal. Cowboys, 21 games
- Harvey Martin, Dal. Cowboys, 22 games
- Ted Hendricks, Bal. Colts-Oak./L.A. Raiders, 21 games
- Alvin Walton, Washington, 9 games
- Monte Coleman, Washington, 21 games
- Dave Thomas, Dal. Cowboys-Jacksonville-N.Y. Giants, 13 games
- Clay Matthews, Green Bay, 15 games
- 3 Paul Krause, Minnesota, 19 games
- Jack Lambert, Pittsburgh, 18 games
- Fred Dryer, L.A. Rams, 14 games
- Charlie Waters, Dal. Cowboys, 25 games
- Jack Ham, Pittsburgh, 16 games
- Mike Hegman, Dal. Cowboys, 16 games
- Tom Jackson, Denver, 10 games
- Rich Milot, Washington, 13 games
- Mike Singletary, Chi. Bears, 12 games
- Darryl Grant, Washington, 16 games
- Wes Hopkins, Philadelphia, 3 games
- Wilber Marshall, Chi. Bears-Washington, 15 games
- Tyrone Braxton, Denver-Miami-Denver, 19 games
- Neil Smith, Kansas City-Denver, 16 games
- Tony Brackens, Jacksonville, 7 games
- Phil Hansen, Buffalo, 14 games
- Carnell Lake, Pittsburgh-Jacksonville-Bal. Ravens, 17 games
- Jason Gildon, Pittsburgh, 13 games
- Tedy Bruschi, New England, 22 games
- Jim Leonhard, Bal. Ravens-N.Y. Jets-Denver, 7 games
- 2 By many players
- Most Fumbles Recovered, Game, Own and Opponents'
  - 3 Jack Lambert, AFC: Pittsburgh vs. Oak. Raiders, 1975 (3 opp)
  - Ron Jaworski, AFC-FR: Philadelphia vs. N.Y. Giants, 1981 (3 own)
  - Devin Hester, NFC-D: Chi. Bears vs. Seattle, 2006 (3-own)
  - Lamar Jackson, AFC-D: Bal. Ravens vs. Buffalo, 2020 (3-own)
  - 2 By many players

### YARDS GAINED

#### Longest Return

- 98 Sam Hubbard, AFC-FR: Cincinnati vs. Bal. Ravens, 2022 (opp. TD)
- 93 Andy Russell, AFC-FR: Philadelphia vs. Bal. Colts, 1975 (opp. TD)
- 79 Neil Smith, AFC-D: Denver vs. Miami, 1998 (opp. TD)

### TOUCHDOWNS

#### Most Touchdowns

- 1 By many players

### COMBINED NET YARDS GAINED

Rushing, receiving, interception returns, punt returns, kickoff returns, and fumble returns.

### ATTEMPTS

#### Most Attempts, Career

- 454 Franco Harris, Pittsburgh, 19 games
- 417 Thurman Thomas, Buffalo, 21 games
- 397 Emmitt Smith, Dal. Cowboys, 17 games

## POSTSEASON RECORDS

### Most Attempts, Game

- 43 Lamar Smith, AFC-FR: Miami vs. Indianapolis, 2000 (ot)
- 42 Curtis Martin, AFC-D: N.Y. Jets vs. Jacksonville, 1998
- 40 Lawrence McCutcheon, NFC-D: L.A. Rams vs. St.L. Rams, 1975
- Arian Foster, AFC-FR: Hou. Texans vs. Cincinnati, 2012

### YARDS GAINED

#### Most Yards Gained, Career

- 2,289 Jerry Rice, San Francisco-Oak. Raiders-Seattle, 29 games
- 2,124 Thurman Thomas, Buffalo, 21 games
- 2,060 Franco Harris, Pittsburgh, 19 games

#### Most Yards Gained, Game

- 350 Ed Podolak, AFC-D: Kansas City vs. Miami, 1971 (ot)
- 329 Keith Lincoln, AFC: S.D. Chargers vs. Bos. Patriots, 1963
- 328 Darren Sproles, AFC-FR: S.D. Chargers vs. Indianapolis, 2008 (ot)

### SACKS

Sacks have been compiled since 1982.

#### Most Sacks, Career

- 16.0 Willie McGinest, New England, 18 games
- 14.5 Bruce Smith, Buffalo, 20 games
- 13.5 Frank Clark, Seattle-Kansas City, 17 games

#### Most Sacks, Game

- 4.5 Willie McGinest, AFC-FR: New England vs. Jacksonville, 2005
- 3.5 Rich Milot, NFC-D: Washington vs. Chi. Bears, 1984
- Richard Dent, NFC-D: Chi. Bears vs. N.Y. Giants, 1985
- 3.0 Richard Dent, NFC-D: Chi. Bears vs. Washington, 1984
- Garin Veris, AFC-FR: New England vs. N.Y. Jets, 1985
- Gary Jeter, NFC-D: L.A. Rams vs. Dal. Cowboys, 1985
- Carl Hairston, AFC-D: Cle. Browns vs. N.Y. Jets, 1986 (ot)
- Charles Mann, NFC-D: Washington vs. Chi. Bears, 1987
- Kevin Greene, NFC-FR: L.A. Rams vs. Minnesota, 1988
- Greg Townsend, AFC-D: L.A. Raiders vs. Cincinnati, 1990
- Wilber Marshall, NFC: Washington vs. Detroit, 1991
- Fred Stokes, NFC-FR: Washington vs. Minnesota, 1992
- Pierce Holt, NFC-D: San Francisco vs. Washington, 1992
- Tony Casillas, NFC: Dal. Cowboys vs. San Francisco, 1992
- Gerald Williams, AFC-FR: Pittsburgh vs. Kansas City, 1993
- Chad Brown, AFC-FR: Pittsburgh vs. Indianapolis, 1996
- Reggie White, SB: Green Bay vs. New England, 1996
- Warren Sapp, NFC-D: Tampa Bay vs. Green Bay, 1997
- Trace Armstrong, AFC-FR: Miami vs. Seattle, 1999
- Michael McCrary, AFC-FR: Bal. Ravens vs. Denver, 2000
- Willie McGinest, AFC-D: New England vs. Tennessee, 2003
- Darnell Dockett, SB: Arizona vs. Pittsburgh, 2008
- Ray Edwards, NFC-D: Minnesota vs. Dal. Cowboys, 2009
- James Harrison, AFC-D: Pittsburgh vs. Bal. Ravens, 2010
- Terrell Suggs, AFC-D: Bal. Ravens vs. Pittsburgh, 2010
- Whitney Mercilus, AFC-FR: Hou. Texans vs. Kansas City, 2015
- Kony Ealy, SB: Carolina vs. Denver, 2015
- Grady Jarrett, SB: Atlanta vs. New England, 2016 (ot)
- Jerry Hughes, AFC-FR: Buffalo vs. Hou. Texans, 2019 (ot)
- Frank Clark, AFC-D: Kansas City vs. Hou. Texans, 2019
- Shaquil Barrett, NFC: Tampa Bay vs. Green Bay, 2020
- Jeffery Simmons, AFC-D: Tennessee vs. Cincinnati, 2021

### TEAM RECORDS

#### CHAMPIONSHIPS

##### Most Seasons League Champion

- 13 Green Bay, 1929-31, 1936, 1939, 1944, 1961-62, 1965-67, 1996, 2010
- 9 Chi. Bears, 1921, 1932-33, 1940-41, 1943, 1946, 1963, 1985
- 8 N.Y. Giants, 1927, 1934, 1938, 1956, 1986, 1990, 2007, 2011

##### Most Consecutive Seasons League Champion

- 3 Green Bay, 1929-31
- Green Bay, 1965-67

- 2 Canton, 1922-23
- Chi. Bears, 1932-33
- Chi. Bears, 1940-41
- Philadelphia, 1948-49
- Detroit, 1952-53
- Cle. Browns, 1954-55
- Bal. Colts, 1958-59
- Hou. Oilers, 1960-61
- Green Bay, 1961-62
- Buffalo, 1964-65
- Miami, 1972-73
- Pittsburgh, 1974-75
- Pittsburgh, 1978-79
- San Francisco, 1988-89
- Dal. Cowboys, 1992-93
- Denver, 1997-98
- New England, 2003-04
- Kansas City, 2022-23

### GAMES, VICTORIES, DEFEATS

#### Most Seasons Participating in Postseason Games

- 36 Green Bay, 1936, 1938-39, 1941, 1944, 1960-62, 1965-67, 1972, 1982, 1993-98, 2001-04, 2007, 2009-16, 2019-21, 2023
- Dal. Cowboys, 1966-73, 1975-83, 1985, 1991-96, 1998-99, 2003, 2006-07, 2009, 2014, 2016, 2018, 2021-23
- 34 Pittsburgh, 1947, 1972-79, 1982-84, 1989, 1992-97, 2001-02, 2004-05, 2007-08, 2010-11, 2014-17, 2020-21, 2023
- 33 N.Y. Giants, 1933-35, 1938-39, 1941, 1943-44, 1946, 1950, 1956, 1958-59, 1961-63, 1981, 1984-86, 1989-90, 1993, 1997, 2000, 2002, 2005-08, 2011, 2016, 2022

#### Most Consecutive Seasons Participating in Postseason Games

- 11 New England, 2009-19
- 9 Dal. Cowboys, 1975-83
- Indianapolis, 2002-10
- Kansas City, 2015-23 (current)
- 8 Dal. Cowboys, 1966-73
- Pittsburgh, 1972-79
- L.A. Rams, 1973-80
- San Francisco, 1983-90
- Green Bay, 2009-16

#### Most Games

- 67 Dal. Cowboys, 1966-73, 1975-83, 1985, 1991-96, 1998-99, 2003, 2006-07, 2009, 2014, 2016, 2018, 2021-23
- 64 Pittsburgh, 1947, 1972-79, 1982-84, 1989, 1992-97, 2001-02, 2004-05, 2007-08, 2010-11, 2014-17, 2021-22, 2023
- 63 Green Bay, 1936, 1938-39, 1941, 1944, 1960-62, 1965-67, 1972, 1982, 1993-98, 2001-04, 2007, 2009-16, 2019-21, 2023

#### Most Games Won

- 38 San Francisco, 1970-71, 1981, 1983-84, 1988-90, 1992-94, 1996-98, 2002, 2011-13, 2019, 2021-23
- 37 Bos./New England Patriots, 1963, 1985, 1996-97, 2001, 2003-07, 2011-18
- Green Bay, 1936, 1939, 1944, 1961-62, 1965-67, 1982, 1993-97, 2001, 2003, 2007, 2010, 2012, 2014-16, 2019-20, 2023
- 36 Pittsburgh, 1972, 1974-76, 1978-79, 1984, 1989, 1994-97, 2001-02, 2004-05, 2008, 2010, 2015-16
- Dal. Cowboys, 1967, 1970-73, 1975, 1977-78, 1980-82, 1991-96, 2009, 2014, 2018, 2022

#### Most Consecutive Games Won

- 10 New England, 2001, 2003-05
- 9 Green Bay, 1961-62, 1965-67
- 7 Pittsburgh, 1974-76
- San Francisco, 1988-90
- Dal. Cowboys, 1992-94
- Denver, 1997-98
- Kansas City, 2022-23 (current)



## Most Games Lost

- 31 Minnesota, 1968-71, 1973-78, 1980, 1982, 1987-89, 1992-94, 1996-2000, 2004, 2008-09, 2012, 2015, 2017, 2019, 2022
- Dal. Cowboys, 1966-70, 1972-73, 1975-76, 1978-83, 1985, 1991, 1994, 1996, 1998-99, 2003, 2006-07, 2009, 2014, 2016, 2018, 2021-23
- 28 St.L.A. Rams, 1949-50, 1952, 1955, 1967, 1969, 1973-80, 1983-86, 1988-89, 2000, 2001, 2003-04, 2017-18, 2020, 2023
- Pittsburgh, 1947, 1972-73, 1976-77, 1982-84, 1989, 1992-97, 2001-02, 2004, 2007, 2010-11, 2014-17, 2020-21, 2023
- 26 N.Y. Giants, 1933, 1935, 1939, 1941, 1943-44, 1946, 1950, 1958-59, 1961-63, 1981, 1984-85, 1989, 1993, 1997, 2000, 2002, 2005-06, 2008, 2016, 2022
- Green Bay, 1938, 1941, 1960, 1972, 1982, 1993-95, 1997-98, 2001-04, 2007, 2009, 2011-16, 2019-21, 2023
- Philadelphia, 1947, 1978-81, 1988-90, 1992, 1995-96, 2000-04, 2006, 2008-10, 2013, 2018-19, 2021-23

## Most Consecutive Games Lost

- 9 Detroit, 1991, 1993-95, 1997, 1999, 2011, 2014, 2016
- 8 Kansas City, 1993-95, 1997, 2003, 2006, 2010, 2013
- Cincinnati, 1990, 2005, 2009, 2011-15
- 6 N.Y. Giants, 1939, 1941, 1943-44, 1946, 1950
- Cle. Browns, 1969, 1971-72, 1980, 1982, 1985
- Minnesota, 1988-89, 1992-94, 1996
- Seattle, 1984, 1987-88, 1999, 2003-04
- Dal. Cowboys, 1996, 1998-99, 2003, 2006-07
- Buffalo, 1995-96, 1998-99, 2017, 2019
- Miami, 2000-01, 2008, 2016, 2022-23 (current)

## SCORING

### Most Points, Game

- 73 NFC: Chi. Bears vs. Washington, 1940
- 62 AFC-D: Jacksonville vs. Miami, 1999
- 59 NFC: Detroit vs. Cle. Browns, 1957

### Most Points, Both Teams, Game

- 96 NFC-FR: Arizona (51) vs. Green Bay (45), 2009
- 95 NFC-FR: Philadelphia (58) vs. Detroit (37), 1995
- 89 AFC-FR: Indianapolis (45) vs. Kansas City (44), 2013

### Fewest Points, Both Teams, Game

- 5 NFC-D: Detroit (0) vs. Dal. Cowboys (5), 1970
- 7 NFC: Chi. Cardinals (0) vs. Philadelphia (7), 1948
- 9 NFC: Tampa Bay (0) vs. L.A. Rams (9), 1979

### Largest Margin of Victory, Game

- 73 NFC: Chi. Bears vs. Washington, 1940 (73-0)
- 55 AFC-D: Jacksonville vs. Miami, 1999 (62-7)
- 49 AFC-D: Oak. Raiders vs. Hou. Oilers, 1969 (56-7)

### Most Points, Shutout Victory, Game

- 73 NFC: Chi. Bears vs. Washington, 1940
- 41 NFC: N.Y. Giants vs. Minnesota, 2000
- AFC-FR: N.Y. Jets vs. Indianapolis, 2002
- 38 NFC-D: Dal. Cowboys vs. Tampa Bay, 1981

### Most Points Overcome to Win Game

- 32 AFC-FR: Buffalo vs. Hou. Oilers, 1992 (trailed 35-3, won 41-38) (ot)
- 28 AFC-FR: Indianapolis vs. Kansas City, 2013 (trailed 38-10, won 45-44)
- 27 AFC-FR: Jacksonville vs. L.A. Chargers, 2022 (trailed 27-0; won 31-30)

### Most Points, Each Half

- 1st: 41 AFC: Buffalo vs. L.A. Raiders, 1990
- AFC-D: Jacksonville vs. Miami, 1999
- 38 NFC-D: Washington vs. L.A. Rams, 1983
- NFC-FR: Philadelphia vs. Detroit, 1995
- 35 NFC: Cle. Browns vs. Detroit, 1954
- AFC-D: Oak. Raiders vs. Hou. Oilers, 1969
- SB: Washington vs. Denver, 1987
- AFC-FR: Indianapolis vs. Denver, 2004

- NFC-D: New Orleans vs. Arizona, 2009
- AFC-D: New England vs. Denver, 2011
- AFC-D: New England vs. L.A. Chargers, 2018
- AFC-FR: Cle. Browns vs. Pittsburgh, 2020
- 2nd: 45 NFC: Chi. Bears vs. Washington, 1940
- 35 AFC-FR: Buffalo vs. Hou. Oilers, 1992
- NFC-D: St.L. Rams vs. Minnesota, 1999
- NFC-FR: Green Bay vs. Arizona, 2009
- NFC-FR: New Orleans vs. Detroit, 2011
- AFC-FR: Indianapolis vs. Kansas City, 2013
- 32 AFC: Indianapolis vs. New England, 2006

### Most Points, Each Quarter

- 1st: 28 AFC-D: Oak. Raiders vs. Hou. Oilers, 1969
- AFC-FR: Cle. Browns vs. Pittsburgh, 2020
- 24 AFC-D: S.D. Chargers vs. Miami, 1981
- AFC-D: Jacksonville vs. Miami, 1999
- AFC-D: Bal. Ravens vs. New England, 2009
- 21 NFC: Chi. Bears vs. Washington, 1940
- AFC: S.D. Chargers vs. Bos. Patriots, 1963
- AFC-D: Oak. Raiders vs. Kansas City, 1968
- AFC: Oak. Raiders vs. S.D. Chargers, 1980
- AFC: Buffalo vs. L.A. Raiders, 1990
- NFC: San Francisco vs. Dal. Cowboys, 1994
- NFC-D: New Orleans vs. Arizona, 2009
- AFC-D: Hou. Texans vs. Kansas City, 2019
- 2nd: 35 SB: Washington vs. Denver, 1987
- 31 NFC-FR: Philadelphia vs. Detroit, 1995
- 28 NFC-D: Green Bay vs. Atlanta, 2010
- AFC-D: Kansas City vs. Hou. Texans, 2019
- 3rd: 28 AFC-FR: Buffalo vs. Hou. Oilers, 1992
- 26 NFC: Chi. Bears vs. Washington, 1940
- 21 NFC-D: Dal. Cowboys vs. Cle. Browns, 1967
- NFC-D: Dal. Cowboys vs. Tampa Bay, 1981
- AFC-D: L.A. Raiders vs. Pittsburgh, 1983
- SB: Chi. Bears vs. New England, 1985
- NFC-D: N.Y. Giants vs. San Francisco, 1986
- AFC: Cle. Browns vs. Denver, 1987
- AFC: Cle. Browns vs. Denver, 1989
- NFC-D: St.L. Rams vs. Minnesota, 1999
- AFC-FR: Indianapolis vs. Kansas City, 2013
- AFC: New England vs. Indianapolis, 2014
- 4th: 27 NFC: N.Y. Giants vs. Chi. Bears, 1934
- 26 NFC-FR: Philadelphia vs. New Orleans, 1992
- 24 NFC: Bal. Colts vs. N.Y. Giants, 1959
- AFC: Kansas City vs. New England, 2018
- OT: 6 NFC: Bal. Colts vs. N.Y. Giants, 1958
- AFC-D: Oak. Raiders vs. Bal. Colts, 1977
- NFC-D: L.A. Rams vs. N.Y. Giants, 1989
- AFC-FR: Miami vs. Indianapolis, 2000
- NFC-FR: Green Bay vs. Seattle, 2003
- NFC-D: Carolina vs. St.L. Rams, 2003
- AFC-FR: S.D. Chargers vs. Indianapolis, 2018
- NFC-FR: Arizona vs. Green Bay, 2009
- AFC-FR: Denver vs. Pittsburgh, 2011
- NFC: Seattle vs. Green Bay, 2014
- NFC-D: Arizona vs. Green Bay, 2015
- SB: New England vs. Atlanta, 2016
- AFC: New England vs. Kansas City, 2018
- NFC-FR: Minnesota vs. New Orleans, 2019
- AFC-D: Kansas City vs. Buffalo, 2021
- SB: Kansas City vs. San Francisco, 2023

## TOUCHDOWNS

### Most Touchdowns, Game

- 11 NFC: Chi. Bears vs. Washington, 1940
- 8 NFC: Cle. Browns vs. Detroit, 1954
- NFC: Detroit vs. Cle. Browns, 1957
- AFC-D: Oak. Raiders vs. Hou. Oilers, 1969
- SB: San Francisco vs. Denver, 1989
- AFC-D: Jacksonville vs. Miami, 1999

## POSTSEASON RECORDS

- 7 AFC: S.D. Chargers vs. Bos. Patriots, 1963
- NFC-D: Dal. Cowboys vs. Cle. Browns, 1967
- NFC-D: N.Y. Giants vs. San Francisco, 1986
- AFC: Buffalo vs. L.A. Raiders, 1990
- SB: Dal. Cowboys vs. Buffalo, 1992
- SB: San Francisco vs. S.D. Chargers, 1994
- NFC-FR: Philadelphia vs. Detroit, 1995
- NFC-D: St.L. Rams vs. Minnesota, 1999
- AFC-FR: Indianapolis vs. Denver, 2004
- NFC-FR: Arizona vs. Green Bay, 2009 (ot)
- AFC-D: Kansas City vs. Hou. Texans, 2019
- AFC-FR: Buffalo vs. New England, 2021
- NFC-FR: Green Bay vs. Dal. Cowboys, 2023

### Most Touchdowns, Both Teams, Game

- 13 NFC-FR: Arizona (7) vs. Green Bay (6), 2009 (ot)
- 12 NFC-FR: Philadelphia (7) vs. Detroit (5), 1995
- NFC-D: St.L. Rams (7) vs. Minnesota (5), 1999
- AFC-D: Pittsburgh (6) vs. Jacksonville (6), 2017
- 11 NFC: Chi. Bears (11) vs. Washington (0), 1940
- AFC-FR: Indianapolis (6) vs. Kansas City (5), 2013
- AFC-D: Kansas City (7) vs. Hou. Texans (4), 2019
- AFC-FR: Cle. Browns (6) vs. Pittsburgh (5), 2020
- NFC-FR: Green Bay (7) vs. Dal. Cowboys (4), 2023

### Fewest Touchdowns, Both Teams, Game

- 0 NFC-D: N.Y. Giants vs. Cle. Browns, 1950
- NFC-D: Dal. Cowboys vs. Detroit, 1970
- NFC: L.A. Rams vs. Tampa Bay, 1979
- AFC-D: Bal. Ravens vs. Indianapolis, 2006
- 1 NFC: Chi. Cardinals (0) vs. Philadelphia (1), 1948
- NFC-D: Cle. Browns (0) vs. N.Y. Giants (1), 1958
- AFC: S.D. Chargers (0) vs. Hou. Oilers (1), 1961
- AFC-D: N.Y. Jets (0) vs. Kansas City (1), 1969
- NFC-D: Green Bay (0) vs. Washington (1), 1972
- NFC-FR: New Orleans (0) vs. Chi. Bears (1), 1990
- NFC: N.Y. Giants (0) vs. San Francisco (1), 1990
- AFC-FR: L.A. Raiders (0) vs. Kansas City (1), 1991
- AFC-D: New England (0) vs. Pittsburgh (1), 1997
- NFC: Tampa Bay (0) vs. St.L. Rams (1), 1999
- AFC: Oak. Raiders (0) vs. Bal. Ravens (1), 2000
- NFC-FR: Minnesota (0) vs. Seattle (1), 2015
- AFC-FR: Buffalo (0) vs. Jacksonville (1), 2017
- SB: L.A. Rams (0) vs. New England (1), 2018
- 2 In many games

## POINTS AFTER TOUCHDOWN

### Most (One-Point) Points After Touchdown, Game

- 8 NFC: Cle. Browns vs. Detroit, 1954
- NFC: Detroit vs. Cle. Browns, 1957
- AFC-D: Oak. Raiders vs. Hou. Oilers, 1969
- AFC-D: Jacksonville vs. Miami, 1999
- 7 NFC: Chi. Bears vs. Washington, 1940
- NFC-D: Dal. Cowboys vs. Cle. Browns, 1967
- NFC-D: N.Y. Giants vs. San Francisco, 1986
- SB: San Francisco vs. Denver, 1989
- SB: Dal. Cowboys vs. Buffalo, 1992
- SB: San Francisco vs. S.D. Chargers, 1994
- NFC-FR: Philadelphia vs. Detroit, 1995
- NFC-D: St.L. Rams vs. Minnesota, 1999
- AFC-FR: Indianapolis vs. Denver, 2004
- 6 Many times. Most recent:  
NFC-FR: Green Bay vs. Dallas, 2023

### Most (One-Point) Points After Touchdown, Both Teams, Game

- 12 NFC-FR: Arizona (6) vs. Green Bay (6), 2009 (ot)
- AFC-D: Pittsburgh (6) vs. Jacksonville (6), 2017
- 11 AFC-FR: Indianapolis (6) vs. Kansas City (5), 2013
- 10 NFC: Detroit (8) vs. Cle. Browns (2), 1957
- AFC-D: Miami (5) vs. S.D. Chargers (5), 1981 (ot)
- AFC: Miami (6) vs. Pittsburgh (4), 1984
- AFC-FR: Buffalo (5) vs. Hou. Oilers (5), 1992 (ot)
- NFC-FR: Philadelphia (7) vs. Detroit (3), 1995

- AFC-FR: Indianapolis (7) vs. Denver (3), 2004
- NFC-FR: New Orleans (6) vs. Detroit (4), 2011
- AFC-D: Bal. Ravens (5) vs. Denver (5), 2012
- NFC-D: San Francisco (6) vs. Green Bay (4), 2012
- AFC-D: Kansas City (6) vs. Hou. Texans (4), 2019

### Fewest (One-Point) Points After Touchdown, Both Teams, Game

- 0 NFC-D: N.Y. Giants vs. Cle. Browns, 1950
- NFC-D: Dal. Cowboys vs. Detroit, 1970
- NFC: L.A. Rams vs. Tampa Bay, 1979
- NFC: St.L. Rams vs. Tampa Bay, 1999
- AFC-D: Bal. Ravens vs. Indianapolis, 2006

### Most Two-Point Conversions, Game

- 2 SB: S.D. Chargers vs. San Francisco, 1994
- NFC-FR: Detroit vs. Philadelphia, 1995
- NFC-FR: San Francisco vs. N.Y. Giants, 2002
- SB: New England vs. Atlanta, 2016 (ot)
- NFC-FR: Seattle vs. Dal. Cowboys, 2018
- AFC-FR: Hou. Texans vs. Buffalo, 2019 (ot)
- NFC-FR: Dal. Cowboys vs. Green Bay, 2023
- 1 By many teams

## FIELD GOALS

### Most Field Goals, Game

- 6 AFC-D: Pittsburgh vs. Kansas City, 2016
- 5 NFC-D: Minnesota vs. San Francisco, 1987
- NFC: N.Y. Giants vs. San Francisco, 1990
- AFC: Buffalo vs. Miami, 1992
- NFC-FR: N.Y. Giants vs. Minnesota, 1997
- NFC-FR: Carolina vs. Dal. Cowboys, 2003
- NFC-D: St.L. Rams vs. Carolina, 2003 (2 ot)
- AFC: New England vs. Indianapolis, 2003
- AFC-D: Indianapolis vs. Bal. Ravens, 2006
- NFC: Green Bay vs. Seattle, 2014
- AFC-D: Denver vs. Pittsburgh, 2015
- AFC-FR: L.A. Chargers vs. Bal. Ravens, 2018
- 4 By many teams

### Most Field Goals, Both Teams, Game

- 8 NFC-FR: N.Y. Giants (5) vs. Minnesota (3), 1997
- NFC-D: St.L. Rams (5) vs. Carolina (3), 2003 (2 ot)
- AFC-D: Denver (5) vs. Pittsburgh (3), 2015
- AFC-FR: Cincinnati (4) vs. Las Vegas (4), 2021
- 7 AFC-FR: Pittsburgh (4) vs. Hou. Oilers (3), 1989 (ot)
- NFC: N.Y. Giants (5) vs. San Francisco (2), 1990
- NFC-D: Carolina (4) vs. Dal. Cowboys (3), 1996
- AFC-D: Tennessee (4) vs. Indianapolis (3), 1999
- AFC-D: Indianapolis (5) vs. Bal. Ravens (2), 2006
- AFC-D: Pittsburgh (6) vs. Kansas City (1), 2016
- NFC: L.A. Rams (4) vs. New Orleans (3), 2018 (ot)
- SB: Kansas City (4) vs. San Francisco (3), 2023 (OT)
- 6 NFC-D: Minnesota (5) vs. San Francisco (1), 1987
- NFC-D: Philadelphia (4) vs. Chi. Bears (2), 1988
- AFC: Buffalo (5) vs. Miami (1), 1992
- NFC-FR: Carolina (5) vs. Dal. Cowboys (1), 2003
- AFC-FR: New England (3) vs. N.Y. Jets (3), 2006
- NFC-D: N.Y. Giants (3) vs. Philadelphia (3), 2008
- AFC-FR: Denver (3) vs. Pittsburgh (3), 2011 (ot)
- AFC-FR: Hou. Texans (4) vs. Cincinnati (2), 2012
- AFC-FR: Pittsburgh (3) vs. Bal. Ravens (3), 2014
- NFC-FR: Atlanta (4) vs. L.A. Rams (2), 2017
- AFC-FR: L.A. Chargers (5) vs. Bal. Ravens (1), 2018
- AFC-FR: Buffalo (4) vs. Hou. Texans (2), 2019 (ot)
- NFC-D: San Francisco (4) vs. Dal. Cowboys (2), 2022

### Most Field Goals Attempted, Game

- 6 AFC: Oak. Raiders vs. Hou. Oilers, 1967
- NFC-D: L.A. Rams vs. Dal. Cowboys, 1973
- AFC-D: Cle. Browns vs. N.Y. Jets, 1986 (ot)
- NFC: N.Y. Giants vs. San Francisco, 1990
- AFC: Buffalo vs. Miami, 1992
- NFC-D: St.L. Rams vs. Carolina, 2003 (2 ot)
- AFC-D: Pittsburgh vs. Kansas City, 2016

AFC-FR: L.A. Chargers vs. Bal. Ravens, 2018

5 By many teams

**Most Field Goals Attempted, Both Teams, Game**

- 11 NFC-D: St.L. Rams (6) vs. Carolina (5), 2003 (2 ot)
- 9 NFC-D: Philadelphia (5) vs. Chi. Bears (4), 1988
- NFC-FR: N.Y. Giants (5) vs. Minnesota (4), 1997
- 8 NFC-D: L.A. Rams (6) vs. Dal. Cowboys (2), 1973
- NFC-D: Detroit (5) vs. San Francisco (3), 1983
- AFC-D: Cle. Browns (6) vs. N.Y. Jets (2), 1986 (ot)
- NFC-D: Minnesota (5) vs. San Francisco (3), 1987
- AFC-FR: Hou. Oilers (4) vs. Pittsburgh (4), 1989 (ot)
- NFC-FR: Chi. Bears (4) vs. New Orleans (4), 1990
- NFC: N.Y. Giants (6) vs. San Francisco (2), 1990
- NFC-D: N.Y. Giants (5) vs. Philadelphia (3), 2008
- AFC-D: Denver (3) vs. Pittsburgh (3), 2015
- AFC-FR: L.A. Chargers (6) vs. Bal. Ravens (2), 2018
- AFC-FR: Cincinnati (4) vs. Las Vegas (4), 2021

**SAFETIES**

**Most Safeties, Game**

1 By many teams

**Most Safeties, Both Teams, Game**

1 In many games

**FIRST DOWNS**

**Most First Downs, Game**

- 37 SB: New England vs. Atlanta, 2016 (ot)
- NFC-FR: Dal. Cowboys vs. Green Bay, 2023
- 36 AFC: New England vs. Kansas City, 2018 (ot)
- 34 AFC-D: S.D. Chargers vs. Miami, 1981 (ot)
- NFC-FR: New Orleans vs. Detroit, 2011
- AFC-FR: Pittsburgh vs. Cle. Browns, 2020

**Fewest First Downs, Game**

- 6 NFC: N.Y. Giants vs. Green Bay, 1961
- AFC-D: Bal. Ravens vs. Tennessee, 2000
- 7 NFC: Green Bay vs. Bos. Redskins, 1936
- NFC-D: Pittsburgh vs. Philadelphia, 1947
- NFC: Chi. Cardinals vs. Philadelphia, 1948
- NFC: L.A. Rams vs. Philadelphia, 1949
- NFC-D: Cle. Browns vs. N.Y. Giants, 1958
- AFC-D: Cincinnati vs. Bal. Colts, 1970
- NFC-D: Detroit vs. Dal. Cowboys, 1970
- NFC: Tampa Bay vs. L.A. Rams, 1979
- AFC-D: Bal. Ravens vs. Pittsburgh, 2001
- AFC-FR: Kansas City vs. Indianapolis, 2006
- NFC-D: Minnesota vs. San Francisco, 2019

8 By many teams

**Most First Downs, Both Teams, Game**

- 62 NFC-FR: Green Bay (32) vs. Arizona (30), 2009 (ot)
- 59 AFC-D: S.D. Chargers (34) vs. Miami (25), 1981 (ot)
- NFC-FR: Dal. Cowboys (37) vs. Green Bay (22), 2023
- 58 AFC-FR: Kansas City (30) vs. Indianapolis (28), 2013

**Fewest First Downs, Both Teams, Game**

- 15 NFC: Green Bay (7) vs. Bos. Redskins (8), 1936
- 19 NFC: N.Y. Giants (9) vs. Green Bay (10), 1939
- NFC: Washington (9) vs. Chi. Bears (10), 1942
- 20 NFC-D: Cle. Browns (9) vs. N.Y. Giants (11), 1950

**RUSHING**

**Most First Downs, Rushing, Game**

- 19 NFC-FR: Dal. Cowboys vs. L.A. Rams, 1980
- 18 AFC-D: Miami vs. Cincinnati, 1973
- AFC: Miami vs. Oak. Raiders, 1973
- AFC-D: Pittsburgh vs. Buffalo, 1974
- AFC-FR: Buffalo vs. Miami, 1995
- AFC-FR: Denver vs. Jacksonville, 1997
- 17 AFC-D: Cincinnati vs. Seattle, 1988
- AFC: Buffalo vs. Kansas City, 1993
- NFC-D: L.A. Rams vs. Dal. Cowboys, 2018
- NFC-D: Philadelphia vs. N.Y. Giants, 2022

**Fewest First Downs, Rushing, Game**

- 0 NFC: L.A. Rams vs. Philadelphia, 1949
- AFC-D: Buffalo vs. Bos. Patriots, 1963
- AFC: Oak. Raiders vs. Pittsburgh, 1974
- NFC-FR: New Orleans vs. Minnesota, 1987
- NFC: L.A. Rams vs. San Francisco, 1989
- NFC-D: Chi. Bears vs. N.Y. Giants, 1990
- AFC-FR: Indianapolis vs. Pittsburgh, 1996
- AFC-FR: Seattle vs. Miami, 1999
- AFC-D: Miami vs. Jacksonville, 1999
- AFC-D: Miami vs. Oak. Raiders, 2000
- AFC-D: Bal. Ravens vs. San Francisco, 2001
- AFC-D: Indianapolis vs. New England, 2004
- NFC-FR: Philadelphia vs. Dal. Cowboys, 2009
- NFC-D: Minnesota vs. San Francisco, 2019

1 By many teams

**Most First Downs, Rushing, Both Teams, Game**

- 26 AFC: Buffalo (14) vs. L.A. Raiders (12), 1990
- 25 NFC-FR: Dal. Cowboys (19) vs. L.A. Rams (6), 1980
- 23 NFC: Cle. Browns (15) vs. Detroit (8), 1952
- AFC-D: Miami (18) vs. Cincinnati (5), 1973
- AFC-D: Pittsburgh (18) vs. Buffalo (5), 1974
- AFC-FR: Buffalo (18) vs. Miami (5), 1995
- NFC-D: L.A. Rams (17) vs. Dal. Cowboys (6), 2018

**Fewest First Downs, Rushing, Both Teams, Game**

- 2 NFC-FR: New Orleans (1) vs. St.L. Rams (1), 2000
- 5 AFC-D: Buffalo (0) vs. Bos. Patriots (5), 1963
- NFC-D: Washington (1) vs. Tampa Bay (4), 1999
- AFC-FR: Cle. Browns (2) vs. Pittsburgh (3), 2002
- AFC-D: Bal. Ravens (2) vs. Indianapolis (3), 2009
- AFC: Denver (2) vs. New England (3), 2015
- NFC-FR: Philadelphia (2) vs. Chi. Bears (3), 2018
- 6 NFC: Green Bay (2) vs. Bos. Redskins (4), 1936
- NFC-D: Bal. Colts (2) vs. Minnesota (4), 1968
- AFC-D: Hou. Oilers (1) vs. Oak. Raiders (5), 1969
- AFC-FR: N.Y. Jets (1) vs. Hou. Oilers (5), 1991
- AFC-FR: Denver (1) vs. Bal. Ravens (5), 2000
- AFC: Pittsburgh (1) vs. Bal. Ravens (5), 2008
- SB: Arizona (2) vs. Pittsburgh (4), 2008
- NFC-FR: Seattle (2) vs. Minnesota (4), 2015
- NFC: San Francisco (1) vs. L.A. Rams (5), 2021

**PASSING**

**Most First Downs, Passing, Game**

- 29 AFC-FR: Pittsburgh vs. Cle. Browns, 2020
- 26 SB: New England vs. Atlanta, 2016 (ot)
- 25 NFC-FR: Dal. Cowboys vs. Green Bay, 2023

**Fewest First Downs, Passing, Game**

- 0 NFC: Philadelphia vs. Chi. Cardinals, 1948
- 1 NFC-D: N.Y. Giants vs. Washington, 1943
- NFC: Cle. Browns vs. Detroit, 1953
- SB: Denver vs. Dal. Cowboys, 1977

2 By many teams

**Most First Downs, Passing, Both Teams, Game**

- 42 AFC-D: Miami (21) vs. S.D. Chargers (21), 1981 (ot)
- AFC-FR: Pittsburgh (24) vs. Cle. Browns (18), 2002
- SB: New England (23) vs. Philadelphia (19), 2017
- 41 AFC-FR: Pittsburgh (29) vs. Cle. Browns (12), 2020
- 40 NFC-FR: New Orleans (20) vs. Detroit (20), 2011
- NFC: Atlanta (22) vs. Green Bay (18), 2016

**Fewest First Downs, Passing, Both Teams, Game**

- 2 NFC: Philadelphia (0) vs. Chi. Cardinals (2), 1948
- 4 NFC-D: Cle. Browns (2) vs. N.Y. Giants (2), 1950
- 5 NFC: Detroit (2) vs. N.Y. Giants (3), 1935
- NFC: Green Bay (2) vs. N.Y. Giants (3), 1939

**PENALTY**

**Most First Downs, Penalty, Game**

- 7 AFC-D: New England vs. Oak. Raiders, 1976
- AFC: Tennessee vs. Oak. Raiders, 2002

## POSTSEASON RECORDS

- NFC: Philadelphia vs. San Francisco, 2022  
 6 AFC-D: Cle. Browns vs. N.Y. Jets, 1986 (ot)  
 NFC-D: Chi. Bears vs. Carolina, 2005  
 NFC-FR: Green Bay vs. Arizona, 2009 (ot)  
 AFC-D: Denver vs. Bal. Ravens, 2012 (2 ot)  
 SB: Tampa Bay vs. Kansas City, 2020  
 5 AFC-FR: Cle. Browns vs. L. A. Raiders, 1982  
 NFC-D: San Francisco vs. Minnesota, 1997  
 AFC-FR: Miami vs. Buffalo, 1998  
 NFC-D: Arizona vs. Minnesota, 1998  
 AFC: Pittsburgh vs. New England, 2001  
 AFC-D: Pittsburgh vs. Tennessee, 2002 (ot)  
 AFC-FR: Cincinnati vs. N.Y. Jets, 2009  
 NFC-D: San Francisco vs. Carolina, 2013  
 AFC-FR: Pittsburgh vs. Cincinnati, 2015  
 NFC-D: Minnesota vs. New Orleans, 2017  
 NFC-FR: New Orleans vs. Chi. Bears, 2020  
 NFC-D: New Orleans vs. Tampa Bay, 2020  
 AFC: Kansas City vs. Bal. Ravens, 2023

### Most First Downs, Penalty, Both Teams, Game

- 10 AFC: Tennessee (7) vs. Oak. Raiders (3), 2002  
 9 AFC-D: New England (7) vs. Oak. Raiders (2), 1976  
 AFC-D: Denver (6) vs. Bal. Ravens (3), 2012 (2 ot)  
 SB: Tampa Bay (6) vs. Kansas City (3), 2020  
 8 NFC-FR: Atlanta (4) vs. Minnesota (4), 1982  
 AFC-FR: Miami (5) vs. Buffalo (3), 1998  
 NFC-FR: Dal. Cowboys (4) vs. Philadelphia (4), 2009  
 NFC-FR: Green Bay (6) vs. Arizona (2), 2009 (ot)  
 AFC-FR: Pittsburgh (5) vs. Cincinnati (3), 2015

## NET YARDS GAINED RUSHING AND PASSING

### Most Yards Gained, Game

- 626 NFC-FR: New Orleans vs. Detroit, 2011  
 613 SB: New England vs. Philadelphia, 2017  
 610 AFC: S.D. Chargers vs. Bos. Patriots, 1963

### Fewest Yards Gained, Game

- 78 NFC-FR: Arizona vs. Carolina, 2014  
 86 NFC-D: Cle. Browns vs. N.Y. Giants, 1958  
 99 NFC: Chi. Cardinals vs. Philadelphia, 1948

### Most Yards Gained, Both Teams, Game

- 1,151 SB: New England (613) vs. Philadelphia (538), 2017  
 1,049 AFC-FR: Indianapolis (536) vs. Kansas City (513), 2013  
 1,038 AFC-FR: Buffalo (536) vs. Miami (502), 1995  
 NFC-FR: New Orleans (626) vs. Detroit (412), 2011

### Fewest Yards Gained, Both Teams, Game

- 331 NFC: Chi. Cardinals (99) vs. Philadelphia (232), 1948  
 332 NFC-D: N.Y. Giants (150) vs. Cle. Browns (182), 1950  
 336 NFC: Bos. Redskins (116) vs. Green Bay (220), 1936

## RUSHING ATTEMPTS

### Most Attempts, Game

- 65 NFC: Detroit vs. N.Y. Giants, 1935  
 61 NFC: Philadelphia vs. L.A. Rams, 1949  
 59 AFC: New England vs. Miami, 1985

### Fewest Attempts, Game

- 8 AFC-D: Miami vs. S.D. Chargers, 1994  
 9 SB: Miami vs. San Francisco, 1984  
 NFC: Minnesota vs. N.Y. Giants, 2000  
 10 NFC: L.A. Rams vs. San Francisco, 1989  
 NFC-FR: Atlanta vs. Green Bay, 1995  
 NFC-FR: Detroit vs. Washington, 1999  
 NFC-FR: Detroit vs. New Orleans, 2011  
 AFC-D: L.A. Chargers vs. New England, 2018  
 NFC-D: Minnesota vs. San Francisco, 2019

### Most Attempts, Both Teams, Game

- 109 NFC: Detroit (65) vs. N.Y. Giants (44), 1935  
 97 AFC-D: Bal. Colts (50) vs. Oak. Raiders (47), 1977 (ot)  
 91 NFC: Philadelphia (57) vs. Chi. Cardinals (34), 1948

### Fewest Attempts, Both Teams, Game

- 32 AFC-D: Hou. Oilers (14) vs. Kansas City (18), 1993  
 36 SB: Green Bay (13) vs. Pittsburgh (23), 2010  
 NFC-D: New Orleans (14) vs. San Francisco (22), 2011  
 37 SB: Arizona (12) vs. Pittsburgh (25), 2008  
 SB: New Orleans (18) vs. Indianapolis (19), 2009  
 AFC: Cincinnati (17) vs. Kansas City (20), 2022

## YARDS GAINED

### Most Yards Gained, Game

- 382 NFC: Chi. Bears vs. Washington, 1940  
 341 AFC-FR: Buffalo vs. Miami, 1995  
 338 NFC-FR: Dal. Cowboys vs. L.A. Rams, 1980

### Fewest Yards Gained, Game

- 4 NFC-FR: Detroit vs. Green Bay, 1994  
 7 AFC-D: Buffalo vs. Bos. Patriots, 1963  
 SB: New England vs. Chi. Bears, 1985  
 14 AFC-D: Miami vs. Denver, 1998  
 AFC: N.Y. Jets vs. Denver, 1998  
 AFC-D: New England vs. Bal. Ravens, 2014

### Most Yards Gained, Both Teams, Game

- 430 NFC-FR: Dal. Cowboys (338) vs. L.A. Rams (92), 1980  
 427 NFC-D: San Francisco (323) vs. Green Bay (104), 2012  
 426 NFC: Cle. Browns (227) vs. Detroit (199), 1952

### Fewest Yards Gained, Both Teams, Game

- 77 NFC-FR: Detroit (-4) vs. Green Bay (81), 1994  
 84 NFC-FR: St.L. Rams (34) vs. New Orleans (50), 2000  
 90 AFC-D: Buffalo (7) vs. Bos. Patriots (83), 1963  
 NFC-D: Tampa Bay (44) vs. Washington (46), 1999

## AVERAGE GAIN

### Highest Average Gain, Game

- 9.94 AFC: S.D. Chargers vs. Bos. Patriots, 1963 (32-318)  
 9.29 NFC-D: Green Bay vs. Dal. Cowboys, 1982 (17-158)  
 8.18 NFC-D: Atlanta vs. St.L. Rams, 2004 (40-327)

### Lowest Average Gain, Game

- 0.27 NFC-FR: Detroit vs. Green Bay, 1994 (15(-) -4)  
 0.58 AFC-D: Buffalo vs. Bos. Patriots, 1963 (12-7)  
 0.64 SB: New England vs. Chi. Bears, 1985 (11-7)

## TOUCHDOWNS

### Most Touchdowns, Game

- 7 NFC: Chi. Bears vs. Washington, 1940  
 6 NFC-D: San Francisco vs. N.Y. Giants, 1993  
 AFC-D: New England vs. Indianapolis, 2013  
 5 NFC: Cle. Browns vs. Detroit, 1954  
 NFC-D: San Francisco vs. Chi. Bears, 1994  
 AFC-FR: Pittsburgh vs. Indianapolis, 1996  
 AFC-FR: Denver vs. Jacksonville, 1997

### Most Touchdowns, Both Teams, Game

- 7 NFC: Chi. Bears (7) vs. Washington (0), 1940  
 6 NFC: Cle. Browns (5) vs. Detroit (1), 1954  
 NFC-D: San Francisco (6) vs. N.Y. Giants (0), 1993  
 NFC-D: San Francisco (5) vs. Chi. Bears (1), 1994  
 AFC-FR: Denver (5) vs. Jacksonville (1), 1997  
 AFC-D: New England (6) vs. Indianapolis (0), 2013  
 NFC: San Francisco (3) vs. Detroit (3), 2023  
 5 NFC: Chi. Cardinals (3) vs. Philadelphia (2), 1947  
 AFC: S.D. Chargers (4) vs. Bos. Patriots (1), 1963  
 AFC-D: Cincinnati (3) vs. Buffalo (2), 1981  
 AFC-FR: Pittsburgh (5) vs. Indianapolis (0), 1996  
 NFC-D: Arizona (3) vs. Minnesota (2), 1998  
 NFC-FR: Seattle (3) vs. Green Bay (2), 2003 (ot)  
 NFC-D: San Francisco (4) vs. Green Bay (1), 2012  
 AFC-D: Jacksonville (4) vs. Pittsburgh (1), 2017  
 NFC-D: L.A. Rams (3) vs. Dal. Cowboys (2), 2018  
 AFC-D: New England (4) vs. L.A. Chargers (1), 2018  
 AFC: New England (4) vs. Kansas City (1), 2018 (ot)  
 NFC: San Francisco (4) vs. Green Bay (1), 2019  
 NFC: Philadelphia (4) vs. San Francisco (1), 2022

# POSTSEASON RECORDS

## PASSING ATTEMPTS

### Most Attempts, Game

- 68 AFC-FR: Pittsburgh vs. Cle. Browns, 2020
- 66 AFC-FR: Miami vs. Buffalo, 1995
- NFC-FR: Tampa Bay vs. Dal. Cowboys, 2022
- 65 AFC-D: Cle. Browns vs. N.Y. Jets, 1986 (ot)
- NFC-D: San Francisco vs. Green Bay, 1995

### Fewest Attempts, Game

- 5 NFC: Detroit vs. N.Y. Giants, 1935
- 6 AFC: Miami vs. Oak. Raiders, 1973
- 7 SB: Miami vs. Minnesota, 1973

### Most Attempts, Both Teams, Game

- 105 NFC-D: New Orleans (63) vs. San Francisco (42), 2011
- 102 AFC-D: S.D. Chargers (54) vs. Miami (48), 1981 (ot)
- AFC-FR: Pittsburgh (68) vs. Cle. Browns (34), 2020
- 99 NFC-FR: Tampa Bay (66) vs. Dal. Cowboys (33), 2022

### Fewest Attempts, Both Teams, Game

- 18 NFC: Detroit (5) vs. N.Y. Giants (13), 1935
- 23 NFC: Chi. Cardinals (11) vs. Philadelphia (12), 1948
- 24 NFC-D: Cle. Browns (9) vs. N.Y. Giants (15), 1950

## COMPLETIONS

### Most Completions, Game

- 47 AFC-FR: Pittsburgh vs. Cle. Browns, 2020
- 43 SB: New England vs. Atlanta, 2016 (ot)
- 41 NFC-FR: Dal. Cowboys vs. Green Bay, 2023

### Fewest Completions, Game

- 2 NFC: Detroit vs. N.Y. Giants, 1935
- NFC: Philadelphia vs. Chi. Cardinals, 1948
- 3 NFC: N.Y. Giants vs. Chi. Bears, 1941
- NFC: Green Bay vs. N.Y. Giants, 1944
- NFC: Chi. Cardinals vs. Philadelphia, 1947
- NFC: Chi. Cardinals vs. Philadelphia, 1948
- NFC-D: Cle. Browns vs. N.Y. Giants, 1950
- NFC-D: N.Y. Giants vs. Cle. Browns, 1950
- NFC: Cle. Browns vs. Detroit, 1953
- AFC: Miami vs. Oak. Raiders, 1973

- 4 NFC: N.Y. Giants vs. Detroit, 1935
- NFC-D: N.Y. Giants vs. Washington, 1943
- NFC-D: Pittsburgh vs. Philadelphia, 1947
- NFC-D: Dal. Cowboys vs. Detroit, 1970
- AFC: Miami vs. Bal. Colts, 1971
- SB: Miami vs. Washington, 1982
- AFC-FR: Seattle vs. L.A. Raiders, 1984
- AFC-FR: Bal. Ravens vs. New England, 2009

### Most Completions, Both Teams, Game

- 68 AFC-FR: Pittsburgh (47) vs. Cle. Browns (21), 2020
- 64 AFC-D: S.D. Chargers (33) vs. Miami (31), 1981 (ot)
- NFC-D: New Orleans (40) vs. San Francisco (24), 2011
- 63 SB: New Orleans (32) vs. Indianapolis (31), 2009
- AFC: New England (32) vs. Pittsburgh (31), 2016

### Fewest Completions, Both Teams, Game

- 5 NFC: Philadelphia (2) vs. Chi. Cardinals (3), 1948
- 6 NFC: Detroit (2) vs. N.Y. Giants (4), 1935
- NFC-D: Cle. Browns (3) vs. N.Y. Giants (3), 1950
- 11 NFC: Green Bay (3) vs. N.Y. Giants (8), 1944
- NFC-D: Dal. Cowboys (4) vs. Detroit (7), 1970

## COMPLETION PERCENTAGE

### Highest Completion Percentage, Game (20 attempts)

- 92.9 AFC-D: New England vs. Jacksonville, 2007 (28-26)
- 88.0 SB: N.Y. Giants vs. Denver, 1986 (25-22)
- 87.9 NFC-FR: Arizona vs. Green Bay, 2009 (33-29) (ot)

### Lowest Completion Percentage, Game (20 attempts)

- 18.5 NFC: Tampa Bay vs. L.A. Rams, 1979 (27-5)
- 20.0 NFC-D: N.Y. Giants vs. Washington, 1943 (20-4)
- 25.8 NFC: Chi. Bears vs. Washington, 1937 (31-8)

## YARDS GAINED

### Most Yards Gained, Game

- 501 AFC-FR: Pittsburgh vs. Cle. Browns, 2020
- 500 SB: New England vs. Philadelphia, 2017
- 483 AFC-D: Cle. Browns vs. N.Y. Jets, 1986 (ot)

### Fewest Yards Gained, Game

- 3 NFC: Chi. Cardinals vs. Philadelphia, 1948
- 7 NFC: Philadelphia vs. Chi. Cardinals, 1948
- 9 NFC-D: N.Y. Giants vs. Cle. Browns, 1950
- NFC: Cle. Browns vs. Detroit, 1953

### Most Yards Gained, Both Teams, Game

- 874 SB: New England (500) vs. Philadelphia (374), 2017
- 839 New Orleans (459) vs. Detroit (380), 2011
- 809 AFC-D: S.D. Chargers (415) vs. Miami (394), 1981 (ot)

### Fewest Yards Gained, Both Teams, Game

- 10 NFC: Chi. Cardinals (3) vs. Philadelphia (7), 1948
- 38 NFC-D: N.Y. Giants (9) vs. Cle. Browns (29), 1950
- 102 NFC-D: Dal. Cowboys (22) vs. Detroit (80), 1970

## TIMES SACKED

### Most Times Sacked, Game

- 9 AFC: Kansas City vs. Buffalo, 1966
- NFC: Chi. Bears vs. San Francisco, 1984
- AFC-D: N.Y. Jets vs. Cle. Browns, 1986 (ot)
- AFC-D: Hou. Oilers vs. Kansas City, 1993
- AFC-D: Cincinnati vs. Tennessee, 2021
- 8 NFC: Green Bay vs. Dal. Cowboys, 1967
- NFC: Minnesota vs. Washington, 1987
- NFC-D: Philadelphia vs. Green Bay, 2003 (ot)
- AFC-D: Tennessee vs. New England, 2017
- 7 NFC-D: Dal. Cowboys vs. L.A. Rams, 1973
- SB: Dal. Cowboys vs. Pittsburgh, 1975
- AFC-FR: Hou. Oilers vs. Oak. Raiders, 1980
- NFC-D: Washington vs. Chi. Bears, 1984
- SB: New England vs. Chi. Bears, 1985
- AFC-FR: Kansas City vs. S.D. Chargers, 1992
- AFC-D: Pittsburgh vs. Buffalo, 1992
- SB: Carolina vs. Denver, 2015
- AFC-FR: Bal. Ravens vs. L.A. Chargers, 2018
- AFC-FR: Hou. Texans vs. Buffalo, 2019 (ot)
- NFC-FR: Philadelphia vs. Seattle, 2019
- SB: Cincinnati vs. L.A. Rams, 2021
- AFC-FR: Buffalo vs. Miami, 2022

### Most Times Sacked, Both Teams, Game

- 13 AFC: Kansas City (9) vs. Buffalo (4), 1966
- AFC-D: N.Y. Jets (9) vs. Cle. Browns (4), 1986 (ot)
- 12 NFC-D: Dal. Cowboys (7) vs. L.A. Rams (5), 1973
- NFC-D: Washington (7) vs. Chi. Bears (5), 1984
- NFC: Chi. Bears (9) vs. San Francisco (3), 1984
- AFC-FR: Kansas City (7) vs. S.D. Chargers (5), 1992
- SB: Carolina (7) vs. Denver (5), 2015
- 11 AFC-D: Hou. Oilers (9) vs. Kansas City (2), 1993
- AFC-D: Pittsburgh (6) vs. Bal. Ravens (5), 2010
- AFC-FR: Buffalo (7) vs. Miami (4), 2022

### Fewest Times Sacked, Both Teams, Game

- 0 AFC-D: Buffalo vs. Pittsburgh, 1974
- AFC-FR: Pittsburgh vs. S.D. Chargers, 1982
- AFC: Miami vs. Pittsburgh, 1984
- AFC-D: Buffalo vs. Miami, 1990
- AFC-D: Denver vs. Hou. Oilers, 1991
- AFC-FR: Buffalo vs. Miami, 1995
- AFC-D: Indianapolis vs. Tennessee, 1999
- AFC-D: Indianapolis vs. S.D. Chargers, 2007
- NFC-D: N.Y. Giants vs. Philadelphia, 2008
- AFC-FR: Pittsburgh vs. Cle. Browns, 2020
- AFC-D: Buffalo vs. Kansas City, 2023

- 1 In many games

## POSTSEASON RECORDS

### TOUCHDOWNS

#### Most Touchdowns, Game

- AFC-D: Oak. Raiders vs. Hou. Oilers, 1969  
SB: San Francisco vs. S.D. Chargers, 1994  
AFC-D: New England vs. Denver, 2011  
AFC-FR: Kansas City vs. Pittsburgh, 2021
- NFC: Chi. Bears vs. Washington, 1943  
NFC: Detroit vs. Cle. Browns, 1957  
AFC-D: Oak. Raiders vs. Kansas City, 1968  
SB: San Francisco vs. Denver, 1989  
NFC-D: St.L. Rams vs. Minnesota, 1999  
NFC: N.Y. Giants vs. Minnesota, 2000  
AFC-FR: Indianapolis vs. Denver, 2003  
NFC-FR: Arizona vs. Green Bay, 2009 (ot)  
AFC-D: Pittsburgh vs. Jacksonville, 2017  
AFC-D: Kansas City vs. Hou. Texans, 2019  
AFC-FR: Buffalo vs. New England, 2021

- By many teams

#### Most Touchdowns, Both Teams, Game

- NFC-D: St.L. Rams (5) vs. Minnesota (4), 1999  
NFC-FR: Arizona (5) vs. Green Bay (4), 2009 (ot)
- AFC-FR: Buffalo (4) vs. Hou. Oilers (4), 1992 (ot)  
AFC-FR: Indianapolis (4) vs. Kansas City (4), 2013  
AFC-D: New England (4) vs. Bal. Ravens (4), 2014  
AFC-FR: Kansas City (6) vs. Pittsburgh (2), 2021
- NFC: Chi. Bears (5) vs. Washington (2), 1943  
AFC-D: Oak. Raiders (6) vs. Hou. Oilers (1), 1969  
SB: Pittsburgh (4) vs. Dal. Cowboys (3), 1978  
AFC-D: Miami (4) vs. S.D. Chargers (3), 1981 (ot)  
AFC: Miami (4) vs. Pittsburgh (3), 1984  
AFC-D: Buffalo (4) vs. Cle. Browns (3), 1989  
SB: San Francisco (6) vs. S.D. Chargers (1), 1994  
NFC-FR: Detroit (4) vs. Philadelphia (3), 1995  
NFC-FR: New Orleans (4) vs. St.L. Rams (3), 2000  
NFC-FR: N.Y. Giants (4) vs. San Francisco (3), 2002  
NFC: Arizona (4) vs. Philadelphia (3), 2008  
NFC-D: New Orleans (4) vs. San Francisco (3), 2011  
NFC: Atlanta (4) vs. Green Bay (3), 2016  
SB: Philadelphia (4) vs. New England (3), 2017  
AFC-D: Kansas City (5) vs. Hou. Texans (2), 2019  
AFC-FR: Pittsburgh (4) vs. Cle. Browns (3), 2020  
AFC-FR: Buffalo (5) vs. New England (2), 2021  
AFC-DIV: Buffalo (4) vs. Kansas City (3), 2021

### INTERCEPTIONS BY

#### Most Interceptions By, Game

- NFC: Chi. Bears vs. Washington, 1940
- NFC: Cle. Browns vs. L.A. Rams, 1955
- NFC: Green Bay vs. N.Y. Giants, 1939  
NFC: Chi. Bears vs. N.Y. Giants, 1946  
NFC: Cle. Browns vs. Detroit, 1954  
AFC: S.D. Chargers vs. Hou. Oilers, 1961  
AFC: Buffalo vs. L.A. Raiders, 1990  
NFC-FR: Philadelphia vs. Detroit, 1995  
NFC-D: St.L. Rams vs. Green Bay, 2001

#### Most Interceptions By, Both Teams, Game

- NFC: Cle. Browns (7) vs. L.A. Rams (3), 1955  
AFC: S.D. Chargers (6) vs. Hou. Oilers (4), 1961
- NFC: Green Bay (6) vs. N.Y. Giants (3), 1939
- NFC: Chi. Bears (8) vs. Washington (0), 1940  
NFC: Chi. Bears (6) vs. N.Y. Giants (2), 1946  
NFC: Cle. Browns (6) vs. Detroit (2), 1954  
AFC-FR: Buffalo (4) vs. N.Y. Jets (4), 1981  
AFC: Miami (5) vs. N.Y. Jets (3), 1982

### YARDS GAINED

#### Most Yards Gained, Game

- SB: Tampa Bay vs. Oak. Raiders, 2002
- 161 NFC-D: St.L. Rams vs. Green Bay, 2001
- 138 AFC-FR: N.Y. Jets vs. Cincinnati, 1982

#### Most Yards Gained, Both Teams, Game

- 184 SB: Tampa Bay (172) vs. Oak. Raiders (12), 2002
- 161 NFC-D: St.L. Rams (161) vs. Green Bay (0), 2001
- 149 NFC: Cle. Browns (103) vs. L.A. Rams (46), 1955

### TOUCHDOWNS

#### Most Touchdowns, Game

- NFC: Chi. Bears vs. Washington, 1940  
AFC-D: St.L. Rams vs. Green Bay, 2001  
SB: Tampa Bay vs. Oak. Raiders, 2002
- NFC-D: L.A. Rams vs. St.L. Cardinals, 1975  
NFC-FR: Philadelphia vs. Detroit, 1995  
NFC-FR: Seattle vs. Washington, 2007  
AFC-FR: Hou. Texans vs. Cle. Browns, 2023

- In many games

#### Most Touchdowns, Both Teams, Game

- NFC: Chi. Bears (3) vs. Washington (0), 1940  
NFC-D: St.L. Rams (3) vs. Green Bay (0), 2001  
SB: Tampa Bay (3) vs. Oak. Raiders (0), 2002
- NFC-D: L.A. Rams (2) vs. St.L. Cardinals (0), 1975  
NFC-FR: Dal. Cowboys (1) vs. Green Bay (1), 1982  
NFC-D: Minnesota (1) vs. San Francisco (1), 1987  
NFC-FR: Detroit (1) vs. Green Bay (1), 1993  
NFC-FR: Philadelphia (2) vs. Detroit (0), 1995  
AFC-FR: Buffalo (1) vs. Jacksonville (1), 1996  
NFC-FR: Seattle (2) vs. Washington (0), 2007  
AFC-FR: Hou. Texans (2) vs. Cle. Browns (0), 2023
- In many games

### PUNTING

#### Most Punts, Game

- 14 AFC-D: N.Y. Jets vs. Cle. Browns, 1986 (ot)
- 13 NFC: N.Y. Giants vs. Chi. Bears, 1933  
AFC-D: Bal. Colts vs. Oak. Raiders, 1977 (ot)
- 12 NFC: N.Y. Giants vs. San Francisco, 2011 (ot)

#### Fewest Punts, Game

- NFC-FR: St.L. Cardinals vs. Green Bay, 1982  
AFC-FR: N.Y. Jets vs. Cincinnati, 1982  
AFC-FR: Indianapolis vs. Denver, 2003  
AFC-D: Kansas City vs. Indianapolis, 2003  
AFC-D: Indianapolis vs. Kansas City, 2003  
NFC-D: Green Bay vs. Atlanta, 2010  
NFC-FR: New Orleans vs. Detroit, 2011  
AFC-D: Denver vs. S.D. Chargers, 2013  
SB: New England vs. Philadelphia, 2017  
AFC-D: Kansas City vs. Cle. Browns, 2020  
AFC-FR: Buffalo vs. New England, 2021
- By many teams

#### Most Punts, Both Teams, Game

- 23 NFC: N.Y. Giants (13) vs. Chi. Bears (10), 1933
- 22 AFC-D: N.Y. Jets (14) vs. Cle. Browns (8), 1986 (ot)  
NFC: N.Y. Giants (12) vs. San Francisco (10), 2011 (ot)
- 21 AFC-D: Bal. Colts (13) vs. Oak. Raiders (8), 1977 (ot)  
NFC: L.A. Rams (11) vs. Chi. Bears (10), 1985  
SB: N.Y. Giants (11) vs. Bal. Ravens (10), 2000

#### Fewest Punts, Both Teams, Game

- AFC-D: Kansas City vs. Indianapolis, 2003
- NFC-FR: St.L. Cardinals (0) vs. Green Bay (1), 1982  
SB: New England (0) vs. Philadelphia (1), 2017
- AFC-FR: N.Y. Jets (0) vs. Cincinnati (2), 1982  
SB: Atlanta (1) vs. Denver (1), 1998  
AFC-FR: Indianapolis (0) vs. Denver (2), 2003  
AFC-D: New England (1) vs. Jacksonville (1), 2007  
NFC-FR: Arizona (1) vs. Green Bay (1), 2009 (ot)  
AFC-D: Kansas City (0) vs. Cle. Browns (2), 2020

**AVERAGE YARDAGE**

**Highest Average, Punting, Game (4 punts)**

- 56.0 AFC: Oak Raiders vs. S.D. Chargers, 1980
- 55.8 NFC-FR: Seattle vs. L.A. Rams, 2020
- 53.8 NFC: New York vs. Detroit, 1935

**Lowest Average, Punting, Game (4 punts)**

- 21.9 NFC: Green Bay vs. N.Y. Giants, 1962
- 24.9 NFC: Washington vs. Chi. Bears, 1937
- 25.3 AFC-FR: Pittsburgh vs. Hou. Oilers, 1989

**PUNT RETURNS**

**Most Punt Returns, Game**

- 8 NFC: Green Bay vs. N.Y. Giants, 1944
- NFC: San Francisco vs. N.Y. Giants, 2011 (ot)
- 7 By many teams

**Most Punt Returns, Both Teams, Game**

- 14 NFC: San Francisco (8) vs. N.Y. Giants (6), 2011 (ot)
- 13 AFC-FR: Hou. Oilers (7) vs. Oak Raiders (6), 1980
- 12 AFC-D: New England (7) vs. Pittsburgh (5), 1996

**Fewest Punt Returns, Both Teams, Game**

- 0 NFC: Chi. Bears vs. N.Y. Giants, 1941
- AFC: Bos. Patriots vs. S.D. Chargers, 1963
- NFC-FR: Green Bay vs. St.L. Cardinals, 1982
- AFC-FR: Hou. Oilers vs. N.Y. Jets, 1991
- AFC-D: Denver vs. Hou. Oilers, 1991
- NFC-D: San Francisco vs. Washington, 1992
- SB: Denver vs. Green Bay, 1997
- SB: Atlanta vs. Denver, 1998
- AFC-FR: Oak Raiders vs. N.Y. Jets, 2001
- AFC-D: N.Y. Jets vs. Oak Raiders, 2002
- AFC-FR: Denver vs. Indianapolis, 2003
- NFC-D: Carolina vs. St.L. Rams, 2003
- AFC-D: Indianapolis vs. Kansas City, 2003
- AFC-FR: Kansas City vs. Bal. Ravens, 2010
- NFC-D: Atlanta vs. Green Bay, 2010
- AFC: Denver vs. New England, 2013
- AFC-FR: Pittsburgh vs. Bal. Ravens, 2014
- AFC-D: Pittsburgh vs. Jacksonville, 2017
- SB: New England vs. Philadelphia, 2017
- AFC-D: Bal. Ravens vs. Tennessee, 2019
- NFC-FR: Dal. Cowboys vs. Green Bay, 2023
- 1 In many games

**YARDS GAINED**

**Most Yards Gained, Game**

- 155 NFC-D: Dal. Cowboys vs. Cle. Browns, 1967
- 152 NFC-D: Atlanta vs. St.L. Rams, 2004
- 150 NFC: Chi. Cardinals vs. Philadelphia, 1947

**Fewest Yards Gained, Game**

- 11 AFC: Kansas City vs. New England, 2018 (ot)
- 10 NFC: Green Bay vs. Cle. Browns, 1965
- 9 NFC: Dal. Cowboys vs. Green Bay, 1966
- AFC-D: Kansas City vs. Oak Raiders, 1968

**Most Yards Gained, Both Teams, Game**

- 166 NFC-D: Dal. Cowboys (155) vs. Cle. Browns (11), 1967
- AFC-D: Bal. Ravens (99) vs. Pittsburgh (67), 2001

- 160 NFC: Chi. Cardinals (150) vs. Philadelphia (10), 1947
- 152 NFC-D: Atlanta (152) vs. St.L. Rams (0), 2004

**Fewest Yards Gained, Both Teams, Game**

- 9 NFC: Dal. Cowboys (-9) vs. Green Bay (0), 1966
- 6 AFC-D: Miami (-5) vs. Oak Raiders (-1), 1970
- 3 NFC-D: San Francisco (-5) vs. Dal. Cowboys (2), 1972
- NFC-D: N.Y. Giants (-3) vs. Philadelphia (0), 2022

**TOUCHDOWNS**

**Most Touchdowns, Game**

- 1 By 22 teams. Most recent:
- AFC-D: Hou. Texans vs. Bal. Ravens, 2023

**KICKOFF RETURNS**

**Most Kickoff Returns, Game**

- 10 NFC-D: L.A. Rams vs. Washington, 1983
- NFC-FR: Detroit vs. Philadelphia, 1995
- 9 NFC: Chi. Bears vs. N.Y. Giants, 1956
- AFC: Bos. Patriots vs. S.D. Chargers, 1963
- AFC: Hou. Oilers vs. Oak Raiders, 1967
- SB: Denver vs. San Francisco, 1989
- AFC-D: Miami vs. Buffalo, 1990
- AFC: L.A. Raiders vs. Buffalo, 1990
- AFC-D: Miami vs. Jacksonville, 1999
- SB: Oak Raiders vs. Tampa Bay, 2002
- 8 By many teams

**Most Kickoff Returns, Both Teams, Game**

- 15 AFC-D: Miami (9) vs. Buffalo (6), 1990
- 14 NFC-FR: Detroit (10) vs. Philadelphia (4), 1995
- 13 NFC-D: Green Bay (7) vs. Dal. Cowboys (6), 1982
- NFC-FR: Green Bay (7) vs. San Francisco (6), 1998
- AFC-FR: N.Y. Jets (8) vs. Oak Raiders (5), 2001
- NFC-FR: San Francisco (7) vs. N.Y. Giants (6), 2002
- AFC-D: Tennessee (7) vs. Pittsburgh (6), 2002
- SB: Oak Raiders (9) vs. Tampa Bay (4), 2002
- NFC-FR: Seattle (7) vs. Green Bay (6), 2003 (ot)
- AFC-D: Kansas City (7) vs. Indianapolis (6), 2003
- AFC: Pittsburgh (8) vs. New England (5), 2004
- AFC: New England (8) vs. Indianapolis (5), 2006

**Fewest Kickoff Returns, Both Teams, Game**

- 0 AFC-D: Denver vs. Pittsburgh, 2015
- NFC-FR: New Orleans vs. Carolina, 2017
- NFC: Philadelphia vs. Minnesota, 2017
- NFC-D: New Orleans vs. Tampa Bay, 2020
- NFC-D: Detroit vs. Tampa Bay, 2023
- AFC: Bal. Ravens vs. Kansas City, 2023
- SB: Kansas City vs. San Francisco, 2023 (OT)
- 1 NFC: Green Bay (0) vs. Bos. Redskins (1), 1936
- AFC-FR: S.D. Chargers (0) vs. Kansas City (1), 1992
- AFC-FR: Hou. Texans (0) vs. Cincinnati (1), 2011
- AFC-FR: Pittsburgh (0) vs. Denver (1), 2011 (ot)
- AFC: New England (0) vs. Denver (1), 2013
- AFC-FR: Hou. Texans (0) vs. Kansas City (1), 2015
- AFC-FR: Jacksonville (0) vs. Buffalo (1), 2017
- AFC-FR: Indianapolis (0) vs. Hou. Texans (1), 2018
- AFC-D: Bal. Ravens (0) vs. Buffalo (1), 2020
- SB: Cincinnati (0) vs. L.A. Rams (1), 2021
- SB: Kansas City (0) vs. Philadelphia (1), 2022
- AFC-FR: Cle. Browns (0) vs. Hou. Texans (1), 2023
- NFC-FR: Detroit (0) vs. L.A. Rams (1), 2023
- NFC: Detroit (0) vs. San Francisco, 2023

**YARDS GAINED**

**Most Yards Gained, Game**

- 244 SB: S.D. Chargers vs. San Francisco, 1994
- 232 NFC-D: Atlanta vs. Green Bay, 2010
- 231 AFC: New England vs. Indianapolis, 2006

**Most Yards Gained, Both Teams, Game**

- 379 AFC-D: Bal. Colts (193) vs. Oak Raiders (186), 1977 (ot)
- 348 NFC-D: Minnesota (174) vs. St.L. Rams (174), 1999
- 323 AFC-D: New England (231) vs. Indianapolis (92), 2006

**Fewest Yards Gained, Both Teams, Game**

- 0 AFC-D: Denver vs. Pittsburgh, 2015
- NFC-FR: New Orleans vs. Carolina, 2017
- NFC: Philadelphia vs. Minnesota, 2017
- NFC-D: New Orleans vs. Tampa Bay, 2020
- NFC-D: Detroit vs. Tampa Bay, 2023
- AFC: Bal. Ravens vs. Kansas City, 2023
- SB: Kansas City vs. San Francisco, 2023 (OT)
- 4 AFC: New England (0) vs. Denver (4), 2013
- 5 AFC-FR: S.D. Chargers (0) vs. Kansas City (5), 1992

# POSTSEASON RECORDS

## TOUCHDOWNS

### Most Touchdowns, Game

- 1 NFC-D: San Francisco vs. Dal. Cowboys, 1972  
AFC-D: Miami vs. Oak. Raiders, 1974  
AFC-D: Bal. Colts vs. Oak. Raiders, 1977 (ot)  
SB: Miami vs. Washington, 1982  
SB: Cincinnati vs. San Francisco, 1988  
AFC-D: Cle. Browns vs. Buffalo, 1989  
SB: S.D. Chargers vs. San Francisco, 1994  
SB: Green Bay vs. New England, 1996  
NFC: San Francisco vs. Green Bay, 1997  
SB: Atlanta vs. Denver, 1998  
AFC-FR: Tennessee vs. Buffalo, 1999  
AFC-FR: Seattle vs. Miami, 1999  
NFC-D: Washington vs. Tampa Bay, 1999  
NFC-D: St.L. Rams vs. Minnesota, 1999  
AFC: Tennessee vs. Jacksonville, 1999  
NFC-D: N.Y. Giants vs. Philadelphia, 2000  
SB: Bal. Ravens vs. N.Y. Giants, 2000  
SB: N.Y. Giants vs. Bal. Ravens, 2000  
AFC-D: Kansas City vs. Indianapolis, 2003  
NFC-FR: Dal. Cowboys vs. Seattle, 2006  
SB: Chi. Bears vs. Indianapolis, 2006  
NFC-D: Atlanta vs. Green Bay, 2010  
AFC-D: Denver vs. Bal. Ravens, 2012 (2 ot)  
SB: Bal. Ravens vs. San Francisco, 2012  
SB: Seattle vs. Denver, 2013  
AFC-FR: Kansas City vs. Hou. Texans, 2015  
AFC-D: New England vs. Hou. Texans, 2016

### Most Touchdowns, Both Teams, Game

- 2 SB: Bal. Ravens (1) vs. N.Y. Giants (1), 2000

## PENALTIES

### Most Penalties, Game

- 17 AFC-FR: L.A. Raiders vs. Denver, 1993
- 14 AFC-FR: Oak. Raiders vs. Hou. Oilers, 1980  
NFC-D: San Francisco vs. N.Y. Giants, 1981  
AFC: Oak. Raiders vs. Tennessee, 2002  
NFC-FR: Dal. Cowboys vs. Philadelphia, 2009  
NFC-FR: Dal. Cowboys vs. San Francisco, 2021
- 13 AFC-FR: Hou. Oilers vs. Cle. Browns, 1988  
AFC-D: Hou. Oilers vs. Denver, 1991  
NFC-D: Arizona vs. Minnesota, 1998  
NFC-D: Carolina vs. St.L. Rams, 2003 (2 ot)

### Fewest Penalties, Game

- 0 NFC: Philadelphia vs. Green Bay, 1960  
NFC-D: Detroit vs. Dal. Cowboys, 1970  
AFC-D: Miami vs. Oak. Raiders, 1970  
SB: Miami vs. Dal. Cowboys, 1971  
NFC-D: Washington vs. Minnesota, 1973  
SB: Pittsburgh vs. Dal. Cowboys, 1975  
NFC: San Francisco vs. Chi. Bears, 1988  
SB: Denver vs. San Francisco, 1989  
AFC-D: L.A. Raiders vs. Cincinnati, 1990  
AFC-D: Miami vs. S.D. Chargers, 1992  
SB: Atlanta vs. Denver, 1998  
AFC-FR: N.Y. Jets vs. Oak. Raiders, 2001  
NFC-FR: Carolina vs. Dal. Cowboys, 2003  
NFC-D: New Orleans vs. San Francisco, 2011  
AFC-D: Bal. Ravens vs. Hou. Texans, 2011
- 1 By many teams

### Most Penalties, Both Teams, Game

- 27 AFC-FR: L.A. Raiders (17) vs. Denver (10), 1993
- 23 NFC-FR: Dal. Cowboys (14) vs. Philadelphia (9), 2009  
NFC-FR: Dal. Cowboys (14) vs. San Francisco (9), 2021
- 22 AFC-FR: Oak. Raiders (14) vs. Hou. Oilers (8), 1980  
NFC-D: San Francisco (14) vs. N.Y. Giants (8), 1981  
AFC-FR: Hou. Oilers (13) vs. Cle. Browns (9), 1988  
NFC-D: Arizona (13) vs. Minnesota (9), 1998

### Fewest Penalties, Both Teams, Game

- 1 AFC-D: L.A. Raiders (0) vs. Cincinnati (1), 1990
- 2 NFC: Washington (1) vs. Chi. Bears (1), 1937  
NFC-D: Washington (0) vs. Minnesota (2), 1973  
SB: Pittsburgh (0) vs. Dal. Cowboys (2), 1975  
NFC-FR: Carolina (0) vs. Dal. Cowboys (2), 2003
- 3 AFC: Miami (1) vs. Bal. Ravens (2), 1971  
NFC: San Francisco (1) vs. Dal. Cowboys (2), 1971  
SB: Miami (0) vs. Dal. Cowboys (3), 1971  
AFC-D: Pittsburgh (1) vs. Oak. Raiders (2), 1972  
AFC-D: Miami (1) vs. Cincinnati (2), 1973  
SB: Miami (1) vs. San Francisco (2), 1984  
NFC: San Francisco (0) vs. Chi. Bears (3), 1988  
AFC: New England (1) vs. Pittsburgh (2), 2004  
AFC: S.D. Chargers (1) vs. New England (2), 2007  
NFC-D: New Orleans (0) vs. San Francisco (3), 2011  
AFC-D: Bal. Ravens (0) vs. Hou. Texans (3), 2011

## YARDS PENALIZED

### Most Yards Penalized, Game

- 145 NFC-D: San Francisco vs. N.Y. Giants, 1981
- 142 AFC-FR: Pittsburgh vs. Cincinnati, 2015
- 133 SB: Dal. Cowboys vs. Bal. Colts, 1970

### Fewest Yards Penalized, Game

- 0 By many teams

### Most Yards Penalized, Both Teams, Game

- 228 NFC-FR: Philadelphia (116) vs. Dal. Cowboys (112), 2009
- 227 AFC-FR: L.A. Raiders (130) vs. Denver (97), 1993
- 221 AFC-FR: Pittsburgh (142) vs. Cincinnati (79), 2015

### Fewest Yards Penalized, Both Teams, Game

- 5 AFC-D: L.A. Raiders (0) vs. Cincinnati (5), 1990
- 9 NFC-D: Washington (0) vs. Minnesota (9), 1973
- 11 NFC-FR: Carolina (0) vs. Dal. Cowboys (11), 2003

## FUMBLES

### Most Fumbles, Game

- 8 SB: Buffalo vs. Dal. Cowboys, 1992
- 7 AFC-D: Hou. Oilers vs. Kansas City, 1993
- 6 By 13 teams

### Most Fumbles, Both Teams, Game

- 12 AFC: Hou. Oilers (6) vs. Pittsburgh (6), 1978  
SB: Buffalo (8) vs. Dal. Cowboys (4), 1992
- 10 NFC: Chi. Bears (5) vs. N.Y. Giants (5), 1934  
SB: Dal. Cowboys (6) vs. Denver (4), 1977  
AFC: Jacksonville (5) vs. Tennessee (5), 1999
- 9 NFC-D: San Francisco (6) vs. Detroit (3), 1957  
NFC-D: San Francisco (5) vs. Dal. Cowboys (4), 1972  
NFC: Dal. Cowboys (5) vs. Philadelphia (4), 1980  
NFC: Minnesota (6) vs. New Orleans (3), 2009 (OT)

### Most Fumbles Lost, Game

- 5 SB: Buffalo vs. Dal. Cowboys, 1992  
AFC-D: Miami vs. Jacksonville, 1999
- 4 NFC: N.Y. Giants vs. Bal. Colts, 1958 (ot)  
AFC: Kansas City vs. Oak. Raiders, 1969  
SB: Bal. Colts vs. Dal. Cowboys, 1970  
AFC: Pittsburgh vs. Oak. Raiders, 1975  
SB: Denver vs. Dal. Cowboys, 1977  
AFC: Hou. Oilers vs. Pittsburgh, 1978  
AFC: Miami vs. New England, 1985  
SB: New England vs. Chi. Bears, 1985  
NFC-FR: L.A. Rams vs. Washington, 1986  
NFC-FR: Minnesota vs. Dal. Cowboys, 1996  
AFC-FR: Buffalo vs. Miami, 1998  
AFC: N.Y. Jets vs. Denver, 1998  
AFC: Jacksonville vs. Tennessee, 1999  
NFC-D: L.A. Rams vs. Tampa Bay, 2021
- 3 By many teams



## Fewest Fumbles, Both Teams, Game

- 0 NFC: Green Bay vs. Cle. Browns, 1965  
AFC-D: Hou. Oilers vs. S.D. Chargers, 1979  
NFC-D: Dal. Cowboys vs. L.A. Rams, 1979  
SB: L.A. Rams vs. Pittsburgh, 1979  
AFC-D: Buffalo vs. Cincinnati, 1981  
NFC: Minnesota vs. Washington, 1987  
NFC-D: San Francisco vs. Washington, 1990  
NFC: Dal. Cowboys vs. Green Bay, 1995  
AFC-D: New England vs. Pittsburgh, 1996  
SB: Green Bay vs. New England, 1996  
AFC-FR: Miami vs. Seattle, 1999  
AFC-FR: Miami vs. Indianapolis, 2000 (ot)  
AFC-D: Bal. Ravens vs. Tennessee, 2000  
SB: Pittsburgh vs. Seattle, 2005  
SB: Indianapolis vs. New Orleans, 2009  
NFC-FR: N.Y. Giants vs. Atlanta, 2011  
NFC-FR: Philadelphia vs. New Orleans, 2013  
AFC: Denver vs. New England, 2013  
SB: Seattle vs. New England, 2014  
NFC-D: Dal. Cowboys vs. Green Bay, 2016  
AFC-D: New England vs. Tennessee, 2017  
AFC-FR: Hou. Texans vs. Indianapolis, 2018  
NFC-FR: Dal. Cowboys vs. Seattle, 2018  
NFC-FR: Chi. Bears vs. Philadelphia, 2018  
NFC-D: Green Bay vs. Seattle, 2019  
AFC-FR: Tennessee vs. Bal. Ravens, 2020  
AFC-FR: Buffalo vs. New England, 2021  
AFC-D: Tennessee vs. Cincinnati, 2021  
NFC: L.A. Rams vs. San Francisco, 2021  
SB: Cincinnati vs. L.A. Rams, 2021  
AFC-D: Buffalo vs. Cincinnati, 2022
- 1 In many games

## RECOVERIES

### Most Total Fumbles Recovered, Gam

- 8 SB: Dal. Cowboys vs. Denver, 1977 (4 own, 4 opp)
- 7 NFC: Chi. Bears vs. N.Y. Giants, 1934 (5 own, 2 opp)  
NFC-D: San Francisco vs. Detroit, 1957 (4 own, 3 opp)  
NFC-D: San Francisco vs. Dal. Cowboys, 1972 (4 own, 3 opp)  
AFC: Pittsburgh vs. Hou. Oilers, 1978 (3 own, 4 opp)
- 6 AFC: Hou. Oilers vs. S.D. Chargers, 1961 (4 own, 2 opp)  
AFC-D: Cle. Browns vs. Bal. Colts, 1971 (4 own, 2 opp)  
AFC-D: Cle. Browns vs. Oak. Raiders, 1980 (5 own, 1 opp)  
NFC: Philadelphia vs. Dal. Cowboys, 1980 (3 own, 3 opp)  
SB: Dal. Cowboys vs. Buffalo, 1992 (1 own, 5 opp)  
NFC-D: Green Bay vs. San Francisco, 1996 (4 own, 2 opp)  
AFC: Denver vs. N.Y. Jets, 1998 (2 own, 4 opp)  
AFC: Tennessee vs. Jacksonville, 1999 (2 own, 4 opp)

### Most Own Fumbles Recovered, Game

- 5 NFC: Chi. Bears vs. N.Y. Giants, 1934  
AFC-D: Cle. Browns vs. Oak. Raiders, 1980  
AFC-D: Bal. Ravens vs. Buffalo, 2020
- 4 By many teams

## TOUCHDOWNS

### Most Touchdowns, Game

- 2 SB: Dal. Cowboys vs. Buffalo, 1992

## TURNOVERS

Numbers of times losing the ball on interceptions and fumbles.

### Most Turnovers, Game

- 9 NFC: Washington vs. Chi. Bears, 1940  
NFC: Detroit vs. Cle. Browns, 1954  
AFC: Hou. Oilers vs. Pittsburgh, 1978  
SB: Buffalo vs. Dal. Cowboys, 1992
- 8 NFC: N.Y. Giants vs. Chi. Bears, 1946  
NFC: L.A. Rams vs. Cle. Browns, 1955  
NFC: Cle. Browns vs. Detroit, 1957  
SB: Denver vs. Dal. Cowboys, 1977  
NFC-D: Minnesota vs. Philadelphia, 1980  
NFC-D: Green Bay vs. St.L. Rams, 2001
- 7 In many games

### Fewest Turnovers, Game

- 0 By many teams

### Most Turnovers, Both Teams, Game

- 14 AFC: Hou. Oilers (9) vs. Pittsburgh (5), 1978
- 13 NFC: Detroit (9) vs. Cle. Browns (4), 1954  
AFC: Hou. Oilers (7) vs. S.D. Chargers (6), 1961
- 12 AFC: Pittsburgh (7) vs. Oak. Raiders (5), 1975

### Fewest Turnovers, Both Teams, Game

- 0 SB: Buffalo vs. N.Y. Giants, 1990  
AFC-FR: Kansas City vs. Pittsburgh, 1993 (ot)  
NFC-FR: Detroit vs. Green Bay, 1994  
AFC-FR: Denver vs. Jacksonville, 1996  
SB: St.L. Rams vs. Tennessee, 1999  
NFC-FR: N.Y. Giants vs. Atlanta, 2011  
AFC: Denver vs. New England, 2013  
NFC-FR: Seattle vs. Detroit, 2016  
AFC-D: New England vs. Tennessee, 2017  
NFC-D: L.A. Rams vs. Dal. Cowboys, 2018  
NFC-FR: Philadelphia vs. Seattle, 2019  
NFC-D: Green Bay vs. Seattle, 2019  
AFC: Kansas City vs. Tennessee, 2019  
AFC-FR: Buffalo vs. Indianapolis, 2020  
NFC-D: Green Bay vs. L.A. Rams, 2020  
AFC-D: Kansas City vs. Buffalo, 2021 (ot)  
NFC-FR: Minnesota vs. N.Y. Giants, 2022
- 1 In many games. Most recent:  
SB: Kansas City (0) vs. Philadelphia (1), 2022

# OFFICIALS

Perry Fewell, Senior Vice President, Officiating Administration & Club Communication

## NFL OFFICIALS, 2024 ALPHABETICAL ROSTER

No.	Name	Position	No.	Name	Position
122	Allen, Brad	Referee	39	Martinez, Rich	Back Judge
66	Anderson, Derek	Line Judge	8	McKenzie, Dana	Down Judge
20	Anderson, Barry	Umpire	118	Meslow, Dave	Side Judge
59	Baynes, Rusty	Line Judge	78	Meyer, Greg	Back Judge
56	Baynes, Allen	Side Judge	115	Michalek, Tony	Umpire
27	Bell, Grantis	Back Judge	111	Miles, Terrence	Back Judge
17	Bergman, Brett	Line Judge	120	Monroe, Jonah	Back Judge
84	Bilbo, Jay	Down Judge	49	Moore, Alex	Umpire
3	Blake, Tra	Referee	89	Morton, Mike	Umpire
34	Blakeman, Clete	Referee	92	Neale, Bryan	Umpire
57	Blubaugh, Joe	Field Judge	1	Novak, Scott	Referee
23	Boger, Tra	Field Judge	24	Oliver, David	Down Judge
40	Bolinger, Brian	Line Judge	105	Paganelli, Dino	Back Judge
74	Bowers, Derick	Down Judge	124	Paganelli, Carl	Umpire
98	Bradley, Greg	Line Judge	15	Patterson, Rick	Field Judge
43	Brown, Terry	Field Judge	79	Payne, Kent	Down Judge
86	Buchanan, Jimmy	Side Judge	131	Pellis, Mark	Umpire
127	Campbell, Scott	Umpire	114	Pender, Dominique	Side Judge
63	Carr, Mike	Down Judge	97	Perry, Brian	Line Judge
73	Carter, James	Umpire	28	Petty, Sean	Field Judge
21	Causey, Max	Down Judge	6	Phillips, Jerod	Down Judge
41	Cheek, Boris	Side Judge	47	Podraza, Tim	Line Judge
51	Cheffers, Carl	Referee	109	Prioleau, Dyrol	Field Judge
130	Clark, Land	Referee	30	Prukop, Todd	Back Judge
16	Codey, Kevin	Line Judge	5	Quirk, Jim	Side Judge
95	Coleman, James	Side Judge	80	Ramsey, Alonzo	Field Judge
22	Cruse, Brandon	Umpire	18	Reynard, Clay	Side Judge
134	DeLorenzo, Robin	Line Judge	100	Richeson, Robert	Down Judge
25	Dickson, Ryan	Field Judge	31	Robinson, Mearl	Field Judge
87	Eaton, Thomas	Line Judge	126	Rogers, Brad	Referee
76	Eck, Alan	Referee	82	Russell, Jimmy	Back Judge
96	Edwards, Matt	Back Judge	112	Sakowski, Brian	Down Judge
81	Ellison, Roy	Umpire	50	Santi, Aaron	Field Judge
90	Flemming, Anthony	Field Judge	45	Seaman, Jeff	Line Judge
32	Flowers, Walter	Line Judge	104	Shaw, Dale	Side Judge
88	Freeman, Brad	Back Judge	60	Shears, Jeff	Field Judge
85	Gallagher, Daniel	Line Judge	113	Short, Danny	Down Judge
103	Hall, Eugene	Field Judge	110	Slaughter, Tab	Umpire
133	Hankins, Martin	Back Judge	14	Smith, Shawn	Referee
107	Hawkshaw, Dave	Side Judge	12	Steed, Greg	Back Judge
93	Helverson, Scott	Back Judge	68	Stephan, Tom	Down Judge
42	Heydt, Duane	Umpire	132	Steratore, Frank	Side Judge
29	Hill, Adrian	Referee	75	Stewart, Mark	Line Judge
125	Hill, Chad	Side Judge	102	Stritesky, Bruce	Umpire
83	Hochuli, Shawn	Referee	37	Sutter, Tripp	Line Judge
106	Holt, Patrick	Down Judge	53	Thomas, Sarah	Down Judge
35	Hussey, John	Referee	62	Torbert, Ron	Referee
46	Hutcheon, Jeff	Line Judge	91	Tovar, Karina	Field Judge
36	Jeffries, Anthony	Side Judge	13	Turner, Patrick	Down Judge
117	Jenkins, John	Field Judge	99	van Pham, Lo	Side Judge
101	Johnson, Carl	Line Judge	52	Vinovich, Bill	Referee
33	Jones, Nate	Side Judge	26	Walker, Jabir	Field Judge
67	Josselyn, Tony	Back Judge	11	Walker, Scott	Umpire
9	Keller, Dale	Down Judge	2	Walton, Tyree	Back Judge
55	Kemp, Alex	Referee	7	Washington, Keith	Side Judge
77	Killens, Terry	Umpire	58	Willard, Don	Side Judge
121	King, Paul	Umpire	119	Wilson, Greg	Back Judge
44	LeBlanc, Frank	Down Judge	54	Woods, Steve	Umpire
72	Ledet, Jason	Field Judge	4	Wrolstad, Craig	Referee
10	Mapp, Julian	Line Judge	38	Yette, Greg	Back Judge
19	Martin, Clay	Referee			

**NFL OFFICIALS, 2024 ROSTER BY POSITION**

**REFEREES**

No.	Name	NFL Season
1	Scott Novak	.11
3	Tra Blake	.5
4	Craig Wroldstad	.22
14	Shawn Smith	.10
19	Clay Martin	.10
29	Adrian Hill	.15
34	Clete Blakeman	.17
35	John Hussey	.23
51	Carl Cheffers	.25
52	Bill Vinovich	.24
55	Alex Kemp	.11
62	Ron Torbert	.15
76	Alan Eck	.9
83	Shawn Hochuli	.11
122	Brad Allen	.11
126	Brad Rogers	.8
130	Land Clark	.7

**UMPIRES**

No.	Name	NFL Season
11	Scott Walker	.1
20	Barry Anderson	.18
22	Brandon Cruse	.3
42	Duane Heydt	.3
49	Alex Moore	.3
54	Steve Woods	.8
73	James Carter	.2
77	Terry Killens	.6
81	Roy Ellison	.22
89	Mike Morton	.3
92	Bryan Neale	.11
102	Bruce Stritesky	.19
110	Tab Slaughter	.5
115	Tony Michalek	.23
121	Paul King	.16
124	Carl Paganelli	.26
127	Scott Campbell	.2
131	Mark Pellis	.11

**DOWN JUDGES**

No.	Name	NFL Season
6	Jerod Phillips	.9
8	Dana McKenzie	.17
9	Dale Keller	.2
13	Patrick Turner	.11
21	Max Causey	.3
24	David Oliver	.8
44	Frank LeBlanc	.5
53	Sarah Thomas	.10
63	Mike Carr	.8
68	Tom Stephan	.26
74	Derick Bowers	.22
79	Kent Payne	.21
84	Jay Bilbo	.2
100	Robert Richeson	.1
106	Patrick Holt	.6
112	Brian Sakowski	.2
113	Danny Short	.8

**LINE JUDGES**

No.	Name	NFL Season
10	Julian Mapp	.16
16	Kevin Codey	.10
17	Brett Bergman	.2
32	Walter Flowers	.2
37	Tripp Sutter	.6
40	Brian Bolinger	.8
45	Jeff Seeman	.23
46	Jeff Hutcheon	.1
47	Tim Podraza	.17
59	Rusty Baynes	.15
66	Derek Anderson	.1
75	Mark Stewart	.7
85	Daniel Gallagher	.5
87	Thomas Eaton	.5
97	Brian Perry	.1
98	Greg Bradley	.16
101	Carl Johnson	.22
134	Robin DeLorenzo	.3

**FIELD JUDGES**

No.	Name	NFL Season
15	Rick Patterson	.29
23	Tra Boger	.3
25	Ryan Dickson	.8
26	Jabir Walker	.10
28	Sean Petty	.2
31	Mearl Robinson	.8
43	Terry Brown	.19
50	Aaron Santi	.10
57	Joe Blubaugh	.5
60	Jeff Shears	.3
72	Jason Ledet	.2
80	Alonzo Ramsey	.3
90	Anthony Flemming	.5
91	Karina Tovar	.1
103	Eugene Hall	.11
109	Dyrol Pringle	.18
117	John Jenkins	.11

**BACK JUDGES**

No.	Name	NFL Season
2	Tyree Walton	.2
12	Greg Steed	.22
27	Grantis Bell	.5
30	Todd Prukop	.16
38	Greg Yette	.15
39	Rich Martinez	.11
67	Tony Josselyn	.7
78	Greg Meyer	.23
82	Jimmy Russell	.6
88	Brad Freeman	.11
93	Scott Helverson	.22
96	Matt Edwards	.7
105	Dino Paganelli	.19
111	Terrence Miles	.17
119	Greg Wilson	.17
120	Jonah Monroe	.10
133	Martin Hankins	.2

**SIDE JUDGES**

No.	Name	NFL Season
5	Jim Quirk	.15
7	Keith Washington	.17
18	Clay Reynard	.5
33	Nate Jones	.6
36	Anthony Jeffries	.7
41	Boris Cheek	.29
56	Allen Baynes	.17
58	Don Willard	.7
86	Jimmy Buchanan	.16
95	James Coleman	.20
99	Lo van Pham	.3
104	Dale Shaw	.12
107	Dave Hawkshaw	.6
114	Dominique Pender	.5
118	Dave Meslow	.14
125	Chad Hill	.7
132	Frank Steratore	.2

**REPLAY OFFICIALS**

Name	NFL Season
Chad Adams	.4
Roddy Ames	.6
Gavin Anderson	.1
Kevin Brown	.5
Tyler Cerimeli	.5
Mike Chase	.8
Denise Crudup	.3
Gerald Frye	.1
Bob Hubbell	.3
Andrew Lambert	.5
Brian Matoren	.7
Jamie Nicholson	.5
Kirt Shay	.2
Kevin Stine	.5
Matthew Sumstine	.6
Mike Wimmer	.12
Joe Wollan	.1

# OFFICIALS

## NFL OFFICIALS, 2024 NUMERICAL ROSTER

No.	Name	Position	No.	Name	Position
1	Novak, Scott	Referee	66	Anderson, Derek	Line Judge
2	Walton, Tyree	Back Judge	67	Josselyn, Tony	Back Judge
3	Blake, Tra	Referee	68	Stephan, Tom	Down Judge
4	Wrolstad, Craig	Referee	72	Ledet, Jason	Field Judge
5	Quirk, Jim	Side Judge	73	Carter, James	Umpire
6	Phillips, Jerod	Down Judge	74	Bowers, Derick	Down Judge
7	Washington, Keith	Side Judge	75	Stewart, Mark	Line Judge
8	McKenzie, Dana	Down Judge	76	Eck, Alan	Referee
9	Keller, Dale	Down Judge	77	Killens, Terry	Umpire
10	Mapp, Julian	Line Judge	78	Meyer, Greg	Back Judge
11	Walker, Scott	Umpire	79	Payne, Kent	Down Judge
12	Steed, Greg	Back Judge	80	Ramsey, Alonzo	Field Judge
13	Turner, Patrick	Down Judge	81	Ellison, Roy	Umpire
14	Smith, Shawn	Referee	82	Russell, Jimmy	Back Judge
15	Patterson, Rick	Field Judge	83	Hochuli, Shawn	Referee
16	Codey, Kevin	Line Judge	84	Bilbo, Jay	Down Judge
17	Bergman, Brett	Line Judge	85	Gallagher, Daniel	Line Judge
18	Reynard, Clay	Side Judge	86	Buchanan, Jimmy	Side Judge
19	Martin, Clay	Referee	87	Eaton, Thomas	Line Judge
20	Anderson, Barry	Umpire	88	Freeman, Brad	Back Judge
21	Causey, Max	Down Judge	89	Morton, Mike	Umpire
22	Cruse, Brandon	Umpire	90	Flemming, Anthony	Field Judge
23	Boger, Tra	Field Judge	91	Tovar, Karina	Field Judge
24	Oliver, David	Down Judge	92	Neale, Bryan	Umpire
25	Dickson, Ryan	Field Judge	93	Helverson, Scott	Back Judge
26	Walker, Jabir	Field Judge	95	Coleman, James	Side Judge
27	Bell, Grantis	Back Judge	96	Edwards, Matt	Back Judge
28	Petty, Sean	Field Judge	97	Perry, Brian	Line Judge
29	Hill, Adrian	Referee	98	Bradley, Greg	Line Judge
30	Prukop, Todd	Back Judge	99	van Pham, Lo	Side Judge
31	Robinson, Mearl	Field Judge	100	Richeson, Robert	Down Judge
32	Flowers, Walter	Line Judge	101	Johnson, Carl	Line Judge
33	Jones, Nate	Side Judge	102	Stritesky, Bruce	Umpire
34	Blakeman, Clete	Referee	103	Hall, Eugene	Field Judge
35	Hussey, John	Referee	104	Shaw, Dale	Side Judge
36	Jeffries, Anthony	Side Judge	105	Paganelli, Dino	Back Judge
37	Sutter, Tripp	Line Judge	106	Holt, Patrick	Down Judge
38	Yette, Greg	Back Judge	107	Hawkshaw, Dave	Side Judge
39	Martinez, Rich	Back Judge	109	Prioleau, Dyrol	Field Judge
40	Bolinger, Brian	Line Judge	110	Slaughter, Tab	Umpire
41	Cheek, Boris	Side Judge	111	Miles, Terrence	Back Judge
42	Heydt, Duane	Umpire	112	Sakowski, Brian	Down Judge
43	Brown, Terry	Field Judge	113	Short, Danny	Down Judge
44	LeBlanc, Frank	Down Judge	114	Pender, Dominique	Side Judge
45	Seeman, Jeff	Line Judge	115	Michalek, Tony	Umpire
46	Hutcheon, Jeff	Line Judge	117	Jenkins, John	Field Judge
47	Podraza, Tim	Line Judge	118	Meslow, Dave	Side Judge
49	Moore, Alex	Umpire	119	Wilson, Greg	Back Judge
50	Santi, Aaron	Field Judge	120	Monroe, Jonah	Back Judge
51	Cheffers, Carl	Referee	121	King, Paul	Umpire
52	Vinovich, Bill	Referee	122	Allen, Brad	Referee
53	Thomas, Sarah	Down Judge	124	Paganelli, Carl	Umpire
54	Woods, Steve	Umpire	125	Hill, Chad	Side Judge
55	Kemp, Alex	Referee	126	Rogers, Brad	Referee
56	Baynes, Allen	Side Judge	127	Campbell, Scott	Umpire
57	Blubaugh, Joe	Field Judge	130	Clark, Land	Referee
58	Willard, Don	Side Judge	131	Pellis, Mark	Umpire
59	Baynes, Rusty	Line Judge	132	Sterator, Frank	Side Judge
60	Shears, Jeff	Field Judge	133	Hankins, Martin	Back Judge
62	Torbert, Ron	Referee	134	DeLorenzo, Robin	Line Judge
63	Carr, Mike	Down Judge			



# 2024 Record & Fact Supplemental Section

Super Bowl MVPs  
Super Bowl Results  
Super Bowl Summaries  
Pro Bowl Results  
Pro Bowl Summaries  
Pro Bowl Records  
Interconference Games  
Overtime Games  
Postseason Overtime Games  
Overtime Team Won-Loss Records  
Overtime Individual Records  
NFL/Hall of Fame Game  
Chicago All-Star Game and Playoff Bowl  
Monday Night Games  
Sunday Night Games  
Thursday-Saturday Night Games  
75th Anniversary All-Time NFL Team  
All-Time NFL Teams by Decade  
All-Time AFL Team  
Official Signals  
Digest of Rules

# SUPER BOWL SUMMARIES/MVP

## SUPER BOWL COMPOSITE STANDINGS

	W	L	Pct.	Pts.	OP
Baltimore Ravens	2	0	1.000	68	38
Tampa Bay Buccaneers	2	0	1.000	79	30
New Orleans Saints	1	0	1.000	31	17
New York Jets	1	0	1.000	16	7
Green Bay Packers	4	1	.800	158	101
New York Giants	4	1	.800	104	104
Pittsburgh Steelers	6	2	.750	193	164
Kansas City Chiefs	4	2	.667	136	150
Dallas Cowboys	5	3	.625	221	132
San Francisco 49ers	5	3	.625	261	179
Las Vegas/Oakland/Los Angeles Raiders	3	2	.600	132	114
Washington Commanders	3	2	.600	122	103
New England Patriots	6	5	.545	246	282
Indianapolis/Baltimore Colts	2	2	.500	69	77
Chicago Bears	1	1	.500	63	39
Los Angeles/St. Louis Rams	2	3	.400	85	100
Miami Dolphins	2	3	.400	74	103
Denver Broncos	3	5	.375	147	259
Seattle Seahawks	1	2	.333	77	57
Philadelphia Eagles	1	3	.250	107	122
Arizona Cardinals	0	1	.000	23	27
Los Angeles/San Diego Chargers	0	1	.000	26	49
Tennessee Titans	0	1	.000	16	23
Atlanta Falcons	0	2	.000	47	68
Carolina Panthers	0	2	.000	39	56
Cincinnati Bengals	0	3	.000	57	69
Buffalo Bills	0	4	.000	73	139
Minnesota Vikings	0	4	.000	34	95

## SUPER BOWL HOST SITES\*

Miami/South Florida	11	(Orange Bowl 5, Hard Rock Stadium 6)
New Orleans	11	(Superdome 8, Tulane Stadium 3)
Los Angeles	8	(LA Coliseum 2, Rose Bowl 5, SoFi Stadium 1)
Tampa Bay	5	(Tampa Stadium 2, Raymond James Stadium 3)
Arizona	4	(Sun Devil St. 1, U. of Phoenix/State Farm St. 3)
Atlanta	3	(Georgia Dome 2, Mercedes-Benz Stadium 1)
Houston	3	(Rice Stadium 1, NRG Stadium 2)
San Diego	3	(Jack Murphy/Qualcomm Stadium)
Detroit	2	(Silverdome 1, Ford Field 1)
Minneapolis	2	(Metrodome 1, U.S. Bank Stadium 1)
San Francisco-Bay Area	2	(Stanford Stadium 1, Levi's Stadium 1)
Indianapolis	1	(Lucas Oil Stadium)
Jacksonville	1	(Alltel Stadium)
Las Vegas*	1	(Allegiant Stadium)
New York-New Jersey	1	(MetLife Stadium)
North Texas	1	(AT&T Stadium)

\*Includes 2024 season

## FUTURE SUPER BOWL SITES

Super Bowl LIX	Feb. 9, 2025	Caesars Superdome
(awarded May 22, 2018; modified Oct. 20, 2020)		New Orleans
Super Bowl LX	Feb. 8, 2026*	Levi's Stadium
(awarded May 22, 2023)		San Francisco Bay Area
Super Bowl LXI	Feb. 14, 2027*	SoFi Stadium
(awarded Dec. 13, 2023)		Los Angeles

\*Tentative date

## PETE ROZELLE TROPHY/SUPER BOWL MVPs\*

Super Bowl I	— QB Bart Starr, Green Bay
Super Bowl II	— QB Bart Starr, Green Bay
Super Bowl III	— QB Joe Namath, N.Y. Jets
Super Bowl IV	— QB Len Dawson, Kansas City
Super Bowl V	— LB Chuck Howley, Dal. Cowboys
Super Bowl VI	— QB Roger Staubach, Dal. Cowboys
Super Bowl VII	— S Jake Scott, Miami
Super Bowl VIII	— RB Larry Csonka, Miami
Super Bowl IX	— RB Franco Harris, Pittsburgh
Super Bowl X	— WR Lynn Swann, Pittsburgh
Super Bowl XI	— WR Fred Biletnikoff, Oak. Raiders
Super Bowl XII	— DT Randy White and DE Harvey Martin, Dal. Cowboys
Super Bowl XIII	— QB Terry Bradshaw, Pittsburgh
Super Bowl XIV	— QB Terry Bradshaw, Pittsburgh
Super Bowl XV	— QB Jim Plunkett, Oak. Raiders
Super Bowl XVI	— QB Joe Montana, San Francisco
Super Bowl XVII	— RB John Riggins, Washington
Super Bowl XVIII	— RB Marcus Allen, L.A. Raiders
Super Bowl XIX	— QB Joe Montana, San Francisco
Super Bowl XX	— DE Richard Dent, Chi. Bears
Super Bowl XXI	— QB Phil Simms, N.Y. Giants
Super Bowl XXII	— QB Doug Williams, Washington
Super Bowl XXIII	— WR Jerry Rice, San Francisco
Super Bowl XXIV	— QB Joe Montana, San Francisco
Super Bowl XXV	— RB Otis Anderson, N.Y. Giants
Super Bowl XXVI	— QB Mark Rypien, Washington
Super Bowl XXVII	— QB Troy Aikman, Dal. Cowboys
Super Bowl XXVIII	— RB Emmitt Smith, Dal. Cowboys
Super Bowl XXIX	— QB Steve Young, San Francisco
Super Bowl XXX	— CB Larry Brown, Dal. Cowboys
Super Bowl XXXI	— KR-PR Desmond Howard, Green Bay
Super Bowl XXXII	— RB Terrell Davis, Denver
Super Bowl XXXIII	— QB John Elway, Denver
Super Bowl XXXIV	— QB Kurt Warner, St.L. Rams
Super Bowl XXXV	— LB Ray Lewis, Bal. Ravens
Super Bowl XXXVI	— QB Tom Brady, New England
Super Bowl XXXVII	— S Dexter Jackson, Tampa Bay
Super Bowl XXXVIII	— QB Tom Brady, New England
Super Bowl XXXIX	— WR Deion Branch, New England
Super Bowl XL	— WR Hines Ward, Pittsburgh
Super Bowl XLI	— QB Peyton Manning, Indianapolis
Super Bowl XLII	— QB Eli Manning, N.Y. Giants
Super Bowl XLIII	— WR Santonio Holmes, Pittsburgh
Super Bowl XLIV	— QB Drew Brees, New Orleans
Super Bowl XLV	— QB Aaron Rodgers, Green Bay
Super Bowl XLVI	— QB Eli Manning, N.Y. Giants
Super Bowl XLVII	— QB Joe Flacco, Bal. Ravens
Super Bowl XLVIII	— LB Malcolm Smith, Seattle
Super Bowl XLIX	— QB Tom Brady, New England
Super Bowl 50	— LB Von Miller, Denver
Super Bowl LI	— QB Tom Brady, New England
Super Bowl LII	— QB Nick Foles, Philadelphia
Super Bowl LIII	— WR Julian Edelman, New England
Super Bowl LIV	— QB Patrick Mahomes, Kansas City
Super Bowl LV	— QB Tom Brady, Tampa Bay
Super Bowl LVI	— WR Cooper Kupp, L.A. Rams
Super Bowl LVII	— QB Patrick Mahomes, Kansas City
Super Bowl LVIII	— QB Patrick Mahomes, Kansas City

\*Award named Pete Rozelle Trophy since Super Bowl XXV

## SUPER BOWL MVP BY POSITION

A defensive end and defensive tackle shared the Super Bowl XII MVP award.

Quarterback	32	Safety	2
Wide Receiver	8	Cornerback	1
Running Back	7	Defensive Tackle	1
Linebacker	4	Kick Returner-Punt Returner	1
Defensive End	2		

# SUPER BOWL RESULTS

## RESULTS

All-time AFC-NFC series tied, 29-29

Super Bowl	Date	Winner (Share)	Loser (Share)	Score	Site	Attendance
LVIII	2-11-24	Kansas City (\$164,000)	San Francisco (\$89,000)	25-22**	Las Vegas, Nev.	61,629
LVII	2-12-23	Kansas City (\$157,000)	Philadelphia (\$82,000)	38-35	Glendale, Ariz.	67,827
LVI	2-13-22	L.A. Rams (\$150,000)	Cincinnati (\$75,000)	23-20	Inglewood, Calif.	70,048
LV	2-7-21	Tampa Bay (\$130,000)	Kansas City (\$65,000)	31-9	Tampa, Fla.	24,835
LIV	2-2-20	Kansas City (\$124,000)	San Francisco (\$62,000)	31-20	Miami Gardens, Fla.	62,417
LIII	2-3-19	New England (\$118,000)	L.A. Rams (\$59,000)	13-3	Atlanta, Ga.	70,081
LII	2-4-18	Philadelphia (\$112,000)	New England (\$56,000)	41-33	Minneapolis, Minn.	67,612
LI	2-5-17	New England (\$107,000)	Atlanta (\$53,000)	34-28**	Houston, Texas	70,807
50	2-7-16	Denver (\$102,000)	Carolina (\$51,000)	24-10	Santa Clara, Calif.	71,088
XLIX	2-1-15	New England (\$97,000)	Seattle (\$49,000)	28-24	Glendale, Ariz.	70,288
XLVIII	2-2-14	Seattle (\$92,000)	Denver (\$46,000)	43-8	East Rutherford, N.J.	82,529
XLVII	2-3-13	Bal. Ravens (\$88,000)	San Francisco (\$44,000)	34-31	New Orleans, La.	71,024
XLVI	2-5-12	N.Y. Giants (\$88,000)	New England (\$44,000)	21-17	Indianapolis, Ind.	68,658
XLV	2-6-11	Green Bay (\$83,000)	Pittsburgh (\$42,000)	31-25	Arlington, Texas	91,060
XLIV	2-7-10	New Orleans (\$83,000)	Indianapolis (\$42,000)	31-17	Miami Gardens, Fla.	74,059
XLIII	2-1-09	Pittsburgh (\$78,000)	Arizona (\$40,000)	27-23	Tampa, Fla.	70,774
XLII	2-3-08	N.Y. Giants (\$78,000)	New England (\$40,000)	17-14	Glendale, Ariz.	71,101
XLI	2-4-07	Indianapolis (\$73,000)	Chi. Bears (\$38,000)	29-17	Miami Gardens, Fla.	74,512
XL	2-5-06	Pittsburgh (\$73,000)	Seattle (\$38,000)	21-10	Detroit, Mich.	68,206
XXXIX	2-6-05	New England (\$68,000)	Philadelphia (\$36,500)	24-21	Philadelphia, Fla.	78,125
XXXVIII	2-1-04	New England (\$68,000)	Carolina (\$36,500)	32-29	Houston, Texas	71,525
* XXXVII	1-26-03	Tampa Bay (\$63,000)	Oak. Raiders (\$35,000)	48-21	San Diego, Calif.	67,603
* XXXVI	2-3-02	New England (\$63,000)	St.L. Rams (\$34,500)	20-17	New Orleans, La.	72,922
XXXV	1-28-01	Bal. Ravens (\$58,000)	N.Y. Giants (\$34,500)	34-7	Tampa, Fla.	71,921
* XXXIV	1-30-00	St.L. Rams (\$58,000)	Tennessee (\$33,000)	23-16	Atlanta, Ga.	72,625
XXXIII	1-31-99	Denver (\$53,000)	Atlanta (\$32,500)	34-19	Miami, Fla.	74,803
XXXII	1-25-98	Denver (\$48,000)	Green Bay (\$29,000)	31-24	San Diego, Calif.	68,912
XXXI	1-26-97	Green Bay (\$48,000)	New England (\$29,000)	35-21	New Orleans, La.	72,301
XXX	1-28-96	Dal. Cowboys (\$42,000)	Pittsburgh (\$27,000)	27-17	Tempe, Ariz.	76,347
XXIX	1-29-95	San Francisco (\$42,000)	S.D. Chargers (\$26,000)	49-26	Miami, Fla.	74,107
* XXVIII	1-30-94	Dal. Cowboys (\$38,000)	Buffalo (\$23,500)	30-13	Atlanta, Ga.	72,817
XXVII	1-31-93	Dal. Cowboys (\$36,000)	Buffalo (\$18,000)	52-17	Pasadena, Calif.	98,374
XXVI	1-26-92	Washington (\$36,000)	Buffalo (\$18,000)	37-24	Minneapolis, Minn.	63,130
* XXV	1-27-91	N.Y. Giants (\$36,000)	Buffalo (\$18,000)	20-19	Tampa, Fla.	73,813
XXIV	1-28-90	San Francisco (\$36,000)	Denver (\$18,000)	55-10	New Orleans, La.	72,919
XXIII	1-22-89	San Francisco (\$36,000)	Cincinnati (\$18,000)	20-16	Miami, Fla.	75,129
XXII	1-31-88	Washington (\$36,000)	Denver (\$18,000)	42-10	San Diego, Calif.	73,302
XXI	1-25-87	N.Y. Giants (\$36,000)	Denver (\$18,000)	39-20	Pasadena, Calif.	101,063
XX	1-26-86	Chi. Bears (\$36,000)	New England (\$18,000)	46-10	New Orleans, La.	73,818
XIX	1-20-85	San Francisco (\$36,000)	Miami (\$18,000)	38-16	Stanford, Calif.	84,059
XVIII	1-22-84	L.A. Raiders (\$36,000)	Washington (\$18,000)	38-9	Tampa, Fla.	72,920
* XVII	1-30-83	Washington (\$36,000)	Miami (\$18,000)	27-17	Pasadena, Calif.	103,667
XVI	1-24-82	San Francisco (\$18,000)	Cincinnati (\$9,000)	26-21	Pontiac, Mich.	81,270
XV	1-25-81	Oak. Raiders (\$18,000)	Philadelphia (\$9,000)	27-10	New Orleans, La.	76,135
XIV	1-20-80	Pittsburgh (\$18,000)	L.A. Rams (\$9,000)	31-19	Pasadena, Calif.	103,985
XIII	1-21-79	Pittsburgh (\$18,000)	Dal. Cowboys (\$9,000)	35-31	Miami, Fla.	79,484
XII	1-15-78	Dal. Cowboys (\$18,000)	Denver (\$9,000)	27-10	New Orleans, La.	75,583
XI	1-9-77	Oak. Raiders (\$15,000)	Minnesota (\$7,500)	32-14	Pasadena, Calif.	103,438
X	1-18-76	Pittsburgh (\$15,000)	Dal. Cowboys (\$7,500)	21-17	Miami, Fla.	80,187
IX	1-12-75	Pittsburgh (\$15,000)	Minnesota (\$7,500)	16-6	New Orleans, La.	80,997
VIII	1-13-74	Miami (\$15,000)	Minnesota (\$7,500)	24-7	Houston, Texas	71,882
VII	1-14-73	Miami (\$15,000)	Washington (\$7,500)	14-7	Los Angeles, Calif.	90,182
VI	1-16-72	Dal. Cowboys (\$15,000)	Miami (\$7,500)	24-3	New Orleans, La.	81,023
V	1-17-71	Bal. Colts (\$15,000)	Dal. Cowboys (\$7,500)	16-13	Miami, Fla.	79,204
* IV	1-11-70	Kansas City (\$15,000)	Minnesota (\$7,500)	23-7	New Orleans, La.	80,562
III	1-12-69	N.Y. Jets (\$15,000)	Bal. Colts (\$7,500)	16-7	Miami, Fla.	75,389
II	1-14-68	Green Bay (\$15,000)	Oak. Raiders (\$7,500)	33-14	Miami, Fla.	75,546
I	1-15-67	Green Bay (\$15,000)	Kansas City (\$7,500)	35-10	Los Angeles, Calif.	61,946

\* One week between conference championship games and Super Bowl; all others had two weeks between conference championship games and Super Bowl.

\*\* Overtime

For historical Super Bowl game recaps, box scores, and video highlights, please visit [www.NFL.com/SuperBowl](http://www.NFL.com/SuperBowl).

# SUPER BOWL LVIII SUMMARY

## SUPER BOWL LVIII

Allegiant Stadium; Las Vegas, Nev.  
Feb. 11, 2024; Attendance: 61,629

### KANSAS CITY 25, SAN FRANCISCO 22 (OT)

Patrick Mahomes connected with Mecole Hardman on a 3-yard touchdown pass in overtime, capping an impressive come-from-behind rally and securing impressive history for Kansas City. The Chiefs, who won their third title in five years, became the NFL's first repeat Super Bowl champions in 19 years, snapping the longest drought in league annals. The NFL's first Super Bowl in the showcase capital of the world lived up to its billing, especially as the teams jockeyed for the lead in the fourth quarter and wound up deadlocked after 60 minutes. In just the second of 58 Super Bowls tied after regulation, and the first postseason contest played under new overtime rules that ensured both teams got at least one possession, the 49ers scored first. Jake Moody's 27-yard field goal on the first OT possession gave San Francisco a 22-19 advantage. Then Mahomes methodically guided the Chiefs on a 75-yard march, converting a fourth-and-1 with an 8-yard run, and setting up the winning score on a 19-yard scramble late in the extra period. Mahomes, 28, became the fifth starting quarterback with three Super Bowl victories, joining Troy Aikman, Terry Bradshaw, Tom Brady and Joe Montana. Niners wide receiver Jauan Jennings kept the Niners in control much of the game, joining Nick Foles as one of two players in Super Bowl history with both a touchdown pass and touchdown reception in the same game. Jennings, who had never thrown a pass in an NFL game, was hit as he tossed a 21-yard TD to Christian McCaffrey to give San Francisco a 10-0 second-quarter advantage. Then, early in the fourth quarter, Jennings caught a 10-yard go-ahead touchdown, giving the Niners a 16-13 edge. In a Super Bowl filled with significant special-teams plays, the teams traded field goals to set up the dramatic finish. Mahomes hit Travis Kelce for 22 yards to set up Harrison Butker's tying, 29-yard kick with 3 seconds remaining in regulation and the teams entered overtime knotted at 19. San Francisco won the toss and elected to receive before quarterback Brock Purdy led the Niners on a seven-minute drive that ended in another field goal. Purdy finished 23 of 38 for 255 yards, one touchdown and no interceptions. Mahomes, who led the Chiefs with 66 rushing yards on nine carries, was 34 of 46 for 333 yards, two touchdowns and one interception to nail down his third Super Bowl MVP award.

<b>San Francisco (22)</b>		<b>Kansas City (25)</b>	
<b>Offense</b>			
D. Samuel	WR	M. Valdes-Scantling	
T. Williams	LT	D. Smith	
A. Banks	LG	N. Allegretti	
J. Brendel	C	C. Humphrey	
J. Feliciano	RG	T. Smith	

C. McKivitz	RT	J. Taylor
G. Kittle	TE	T. Kelce
K. Juszczyk	FB/TE	N. Gray
B. Aiyuk	WR	R. Rice
B. Purdy	QB	P. Mahomes
C. McCaffrey	RB	I. Pacheco

#### Defense

A. Armstead	DL/DE	M. Danna
C. Young	DL/DT	C. Jones
J. Hargrave	DL/DT	M. Pannel
N. Bosa	RDE/DE	G. Karlaftis
D. Greenlaw	LB	N. Bolton
F. Warner	LB	L. Chenail
O. Burks	LB	W. Gay
D. Lenoir	DB/CB	T. McDuffie
C. Ward	CB	L. Sneed
J. Brown	S	J. Reid
T. Gipson	S	M. Edwards

#### SUBSTITUTIONS

**SAN FRANCISCO**—WR 3 R. McCloud, K 4 J. Moody, LB 5 R. Gregory, TE 9 B. Willis, WR 15 J. Jennings, P 18 M. Wishnowsky, CB 20 A. Thomas, RB 24 J. Mason, RB 25 E. Mitchell, CB 26 I. Oliver, CB 28 D. Luter, S 30 G. Odum, S 33 L. Ryan, LB 45 D. Flannigan-Fowles, LS 46 T. Pepper, DL 51 R. Beal, LB 53 D. Winters, DT 69 S. Joseph, OL 74 S. Burford, OL 76 J. Moore, OL 78 B. Barch, WR 84 C. Conley, TE 89 C. Woerner, DL 90 K. Givens, DT 99 J. Kinlaw

**KANSAS CITY**—RB 1 J. McKinnon, CB 2 J. Williams, P 5 T. Townsend, K 7 H. Butker, WR 12 M. Hardman, WR 17 R. James, LB 23 D. Tranquill, RB 25 C. Edwards-Helaire, DB 26 C. Bush, DB 27 C. Conner, CB 31 N. Jones, CB 35 Ja. Watson, LS 41 J. Winchester, LB 43 J. Cochrane, LB 48 C. Christiansen, OL 64 W. Morris, OL 66 M. Caliendo, T 77 L. Niang, TE 81 B. Bell, WR 84 Ju. Watson, DE 92 N. Farrell, DE 94 M. Herring, DE 97 F. Anudike-Uzomah, DT 98 T. Wharton.

#### OFFICIALS

Referee—Bill Vinovich. Umpire—Terry Kilens. Down Judge—Patrick Holt. Line Judge—Mark Perlman. Field Judge—Tom Hill. Side Judge—Allen Baynes. Back Judge—Brad Freeman. Replay Official—Mike Chase.

#### SCORING

<b>San Francisco (NFC)</b>	0	10	0	9	3	— 22
<b>Kansas City (AFC)</b>	0	3	10	6	6	— 25
SF	—	J. Moody	55	FG		
SF	—	C. McCaffrey	21	pass from	J. Jennings (J. Moody kick)	
KC	—	H. Butker	28	FG		
KC	—	H. Butker	57	FG		
KC	—	M. Valdes-Scantling	16	pass from	P. Mahomes (H. Butker kick)	
SF	—	J. Jennings	10	pass from	B. Purdy (kick blocked)	
KC	—	H. Butker	24	FG		
SF	—	J. Moody	53	FG		
KC	—	H. Butker	29	FG		
SF	—	J. Moody	27	FG		
KC	—	M. Hardman	3	pass from	P. Mahomes	

<b>TEAM STATISTICS</b>	<b>SF</b>	<b>KC</b>
Total first downs	23	24
By rushing	5	9
By passing	15	15
By penalty	3	0
Third down efficiency	3-12-25.0%	9-19-47.4%
Fourth down efficiency	1-1-100.0%	1-1-100.0%
Total net yards	382	455
Total offensive plays	71	79
Avg. gain per offensive play	5.4	5.8
Net yards rushing	110	130
Total rushing plays	31	30
Avg. gain per rushing play	3.5	4.3
Tackles for loss	3-7	1-3
Net yards passing	272	325
Times thrown-yds. lost at to pass	1-4	3-8
Gross yards passing	276	333
Pass att.-comp.-had int.	39-24-0	46-34-1
Avg gain per pass play	6.8	6.6
Kickoffs-in EZ-touchbacks	6-6-6	7-7-7
Punts number and avg.	5-50.8	5-50.8
Had blocked	0	0
FGs - PATs had blocked	0-1	0-0
Net punting avg.	48.4	50.8
Total ret. yards (not incl. kickoffs)	0	12
No. and yards punt returns	2-0	4-12
No. and yards kickoff returns	0-0	0-0
No. and yards int. returns	1-0	0-0
Penalties number and yards	6-40	6-55
Fumbles number and lost	2-2	5-1
Touchdowns	2	2
Rushing	0	0
Passing	2	2
Extra points made-attempts	1-2	1-1
Kicking made-attempts	1-2	1-1
Field goals made-attempts	3-3	4-4
Red zone efficiency	1-2-50%	2-6-33%
Goal to go efficiency	0-0-0%	1-3-33%
Safeties	0	0
Final score	22	25
Time of possession	38:31	36:26

#### INDIVIDUAL STATISTICS

**RUSHING:** SF—C. McCaffrey 22-80-0, B. Purdy 3-12-0, D. Samuel 3-8-0, E. Mitchell 2-8-0, K. Juszczyk 1-2-0. KC—P. Mahomes 9-66-0, I. Pacheco 18-59-0, R. Rice 2-5-0, C. Edwards-Helaire 1-0-0.

**PASSING:** SF—B. Purdy 38-23-255-1-0. KC—P. Mahomes 46-34-333-2-1.

**RECEIVING:** SF—C. McCaffrey 8-80-1, J. Jennings 4-42-1, B. Aiyuk 3-49-0, D. Samuel 3-33-0, K. Juszczyk 2-31-0, G. Kittle 2-4-0, R. McCloud 1-19-0, C. Conley 1-18-0. KC—T. Kelce 9-93-0, R. Rice 6-39-0, I. Pacheco 6-33-0, M. Hardman 3-57-1, Ju. Watson 3-54-0, M. Valdes-Scantling 3-20-1, N. Gray 2-22-0, J. McKinnon 2-15-0.

**KICKOFF RETURNS:** SF—None. KC—None.

**PUNT RETURNS:** SF—R. McCloud 1-0-0, D. Luter 1-0-0. KC—R. James 4-12-0.

**PUNTING:** SF—M. Wishnowsky 5-254-50.8. KC—T. Townsend 5-254-50.8.

**INTERCEPTIONS:** SF—J. Brown 1-0-0. KC—None.

**SACKS:** SF—J. Hargrave 1-3, A. Armstead 1-1, C. Young 1-4. KC—J. Reid 0.5-2, G. Karlaftis 0.5-2.



## SUPER BOWL SUMMARIES

### SUPER BOWL LVII

State Farm Stadium, Glendale, Ari.  
Feb. 12, 2023; Attendance: 67,827

#### KANSAS CITY 38, PHILADELPHIA 35—

Patrick Mahomes threw a pair of fourth-quarter touchdown passes and, despite an injured ankle, ran 26 yards on a key play in the decisive drive, helping set up Harrison Butker's game-winning field goal with 8 seconds left. The Chiefs captured their second Super Bowl in four years and Mahomes followed his regular-season MVP honors with his second Super Bowl MVP award. And head coach Andy Reid defeated his former team to earn a second ring with the Chiefs. Butker's kick came after a defensive holding on third-and-8 gave Kansas City a first down, after which Jerick McKinnon wisely slid just short of the goal line, forcing the Eagles to burn their final timeout. Earlier in that fourth quarter, after Mahomes found a wide-open Kadarious Toney on a 5-yard TD to give the Chiefs their first lead, 28-27, Kansas City's defense got a critical stop. Toney returned the ensuing punt 65 yards — a Super Bowl record — to the Philadelphia 5-yard line and Skyy Moore's 4-yard touchdown reception improved the Kansas City lead to 35-27. But Jalen Hurts continued his spectacular evening, connecting with DeVonta Smith on a 45-yard pass to the Chiefs' 2, setting up the quarterback's third touchdown run of the game. One snap later, Hurts ran for the game-tying two-point conversion to knot the game at 35 with just over five minutes left. Hurts, whose three rushing touchdowns matched a Super Bowl record, threw for 304 yards and another TD. Philadelphia's 35 points were the most ever scored in a Super Bowl by a losing team. The first pair of brothers to compete against each other in a Super Bowl, Travis and Jason Kelce met in an emotional embrace on the field after the game.

### SCORING

Kansas City (AFC)	7	7	7	17	— 38
Philadelphia (NFC)	7	17	3	8	— 35
Phi	—	J.Hurts 1 run (J.Elliott kick)			
KC	—	T.Kelce 18 pass from P.Mahomes (H.Butker kick)			
Phi	—	A.Brown 45 pass from J.Hurts (J.Elliott kick)			
KC	—	N.Bolton 36 fumble return (H.Butker kick)			
Phi	—	J.Hurts 4 run (J.Elliott kick)			
Phi	—	J.Elliott 35 FG			
KC	—	I.Pacheco 1 run (H.Butker kick)			
Phi	—	J.Elliott 33 FG			
KC	—	K.Toney 5 pass from P.Mahomes (H.Butker kick)			
KC	—	S.Moore 4 pass from P.Mahomes (H.Butker kick)			
Phi	—	J.Hurts 2 run (J.Hurts run)			
KC	—	H.Butker 27 FG			

### SUPER BOWL LVI

SoFi Stadium, Los Angeles  
February 13, 2022; Attendance: 70,048

#### LOS ANGELES RAMS 23, CINCINNATI 20—

Cooper Kupp secured a 1-yard touchdown pass from Matthew Stafford with 1:25 left and the Rams' defense matched a Super Bowl record with seven sacks to propel the franchise to its first Lombardi Trophy since 1999. The Rams, who won their first NFL title representing Los Angeles since 1951, also became the second straight team to win the Super Bowl in its home stadium, following Tampa Bay the year prior. Kupp cemented Super Bowl MVP honors on that winning drive, with four receptions for 39 yards, including the go-ahead touchdown catch. Kupp, who led the league during the regular season in receptions, receiving yards and touchdown catches, also kept the championship march alive from the Rams' 30, when he ran for 7 yards on fourth-and-1. Following Kupp's touchdown, the Rams' relentless pass rush iced the game, pressuring Joe Burrow on a fourth-and-1 incompleting. Kupp finished with eight receptions for 92 yards and two touchdowns, and Sean McVay, 36, became the youngest head coach to win a Super Bowl. While the second half ended in the Rams' column, it began squarely in favor of the Bengals. Just 12 seconds into the third quarter, Burrow found Tee Higgins down the left sideline for a 75-yard touchdown, erasing the Rams' 13-10 halftime lead. Then, on their ensuing possession, an Evan McPherson field goal extended the Bengals' lead to 20-13. But defense kept the Rams in the game, forcing four straight punts. Six of Los Angeles' seven sacks came in the second half, including two each by Rams stalwarts Aaron Donald and Von Miller. Cincinnati managed just one conversion on eight third-down attempts after halftime.

L.A. Rams (NFC) 7 6 3 7 — 23

Cincinnati (AFC) 3 7 10 0 — 20

LAR	—	O.Beckham 17 pass from M.Stafford (M.Gay kick)
Cin	—	FG E.McPherson 29
LAR	—	C.Kupp 11 pass from M.Stafford (pass failed)
Cin	—	T.Higgins 6 pass from J.Mixon (E.McPherson kick)
Cin	—	T.Higgins 75 pass from J.Burrow (E.McPherson kick)
Cin	—	FG E.McPherson 38
LAR	—	FG M.Gay 41
LAR	—	C.Kupp 1 pass from M.Stafford (M.Gay kick)

### SUPER BOWL LV

Raymond James Stadium, Tampa, Florida  
February 7, 2021; Attendance: 24,835

#### TAMPA BAY 31, KANSAS CITY 9—Tom

Brady completed his first season with the Buccaneers in a familiar place, threw two of his three touchdown passes to a familiar target, and Tampa Bay's defense kept the Chiefs out of the end zone to give the franchise its second Super Bowl championship.

Brady won his seventh Super Bowl, more than any NFL team, and earned his record fifth Super Bowl MVP, throwing two touchdowns to former Patriots teammate Rob Gronkowski, who came out of retirement prior to the season to join his friend in red, orange and pewter. Meanwhile, the Bucs' defense held Patrick Mahomes out of the end zone for the first time since he became Kansas City's starting quarterback. The Brady-Gronkowski combination produced two first-half scoring strikes, giving the pair an NFL-record 14 postseason touchdowns, and Brady also threw a touchdown pass to Antonio Brown, another important offseason addition, as the Bucs built a 21-6 halftime lead. The lead grew to 28-9 midway through the third quarter on Leonard Fournette's 27-yard touchdown run around right tackle, with an assist by pulling guard Ali Marpet. One play earlier, Brady set up the score with a 25-yard pass to Gronkowski, who led the Bucs with six catches for 67 yards. That's when Tampa Bay's defense took over the game, led by star youngsters Devin White and Antoine Winfield, who each intercepted Mahomes in the second half. White, Tampa Bay's first-round selection in the 2019 NFL Draft, played a significant role in helping the Bucs — the NFC's fifth seed as a Wild Card team — win three road playoff games en route to the Super Bowl. Including his interception and game-leading 12 tackles in the win over the Chiefs, the linebacker had two postseason interceptions and two fumble recoveries. Winfield, Tampa Bay's rookie starting safety, followed Fournette's touchdown by picking off Mahomes on a deep pass intended for Tyreek Hill. Ryan Succop converted the takeaway into three points on his 52-yard field goal, giving the Bucs a 31-9 advantage. The Bucs also posted three second-half sacks. Mahomes finished 26 of 49 for 270 yards and two interceptions. Brady was 21 of 29 for 201 yards with the three touchdowns and no interceptions. Tampa Bay won the Super Bowl for the first time since the 2002 season. The Bucs also became the first team in NFL history to play and win a Super Bowl in its home stadium.

Kansas City (AFC) 3 3 3 0 — 9

Tampa Bay (NFC) 7 14 10 0 — 31

KC	—	FG H.Butker 49
TB	—	R.Gronkowski 8 pass from T.Brady (R.Succop kick)
TB	—	R.Gronkowski 17 pass from T.Brady (R.Succop kick)
KC	—	FG H.Butker 34
TB	—	A.Brown 1 pass from T.Brady (R.Succop kick)
KC	—	FG H.Butker 52
TB	—	L.Fournette 27 run (R.Succop kick)
TB	—	FG R.Succop 52

### SUPER BOWL LIV

Hard Rock Stadium, Miami, Florida  
February 2, 2020; Attendance: 62,417

#### KANSAS CITY 31, SAN FRANCISCO 20—

Patrick Mahomes passed for two touchdowns and ran for another as the Chiefs

## SUPER BOWL SUMMARIES

scored 21 points in the last 6:13 to overcome a 10-point deficit and win their first Super Bowl title in 50 years. The 49ers' defense forced a three-and-out to start the game, and the offense responded with a methodical 10-play 62-yard, nearly six-minute drive to take a 3-0 lead. The Chiefs answered with a 15-play, 75-yard, nearly 7 1/2-minute drive, highlighted by Damien Williams' 4-yard run on fourth-and-1, and capped by Mahomes' 1-yard touchdown run. Three plays later Bashuad Breeland intercepted Jimmy Garoppolo's pass. On the ensuing drive, Williams' second fourth-down conversion led to Harrison Butker's 31-yard field goal and a 10-3 lead. The 49ers responded with a seven-play drive, which culminated with five consecutive plays covering at least 11 yards, and tied the game on Kyle Juszczyk's 15-yard touchdown catch with 5:05 left in the half. Robbie Gould's 42-yard field goal began the second half, and moments later Fred Warner intercepted a pass near midfield. The 49ers capitalized, highlighted by Kendrick Bourne's 26-yard catch and capped by Raheem Mostert's 1-yard run for a 20-10 lead with 2:35 left in the third quarter. The Chiefs drove to the 49ers' 23, but Mahomes' third-down pass was intercepted by Tavarious Moore with 11:57 to play. The Chiefs' defense forced a punt and Mecole Hardman's fair catch gave Kansas City the ball at their own 17-yard line with 8:53 remaining. After a few first downs, the Chiefs faced third-and-15 on their own 35 with 7:13 to play when Mahomes hit Tyreek Hill with a 44-yard pass deep down the left side. A pass-interference penalty a few plays later set up Travis Kelce's 1-yard touchdown catch with 6:13 left to cut the deficit to 20-17. The Chiefs' defense forced a three-and-out, the offense got the ball back with 5:10 remaining on their own 35, and Mahomes hit Sammy Watkins with a 38-yard pass down the right side. On third-and-goal three plays later, Williams caught a short pass and just made it to the front right pylon for a 24-20 lead with 2:44 left. Garoppolo began the next possession by completing a 16-yard pass to Bourne, but then threw three consecutive incompletions and Frank Clark sacked him on fourth down with 1:25 to play. Two plays later, Williams broke free down the left sideline for a 38-yard touchdown and 31-20 advantage with 1:12 left. Kendall Fuller's interception two plays later clinched the Chiefs' first NFL title since Super Bowl IV. Mahomes was 26 of 42 for 286 yards and two touchdowns, with two interceptions. Williams had 17 carries for 104 yards, and Hill had nine receptions for 105 yards. Garoppolo was 20 of 31 for 219 yards and one touchdown, with two interceptions.

**San Francisco (NFC)** 3 7 10 0 — 20  
**Kansas City (AFC)** 7 3 0 21 — 31  
 SF — FG Gould 38 (7:57)  
 KC — Mahomes 1 run (Butker kick) (0:31)  
 KC — FG Butker 31 (9:32)

SF — Juszczyk 15 pass from Garoppolo (Gould kick) (5:05)  
 SF — FG Gould 42 (9:29)  
 SF — Mostert 1 run (Gould kick) (2:35)  
 KC — Kelce 1 pass from Mahomes (Butker kick) (6:13)  
 KC — Dam. Williams 5 pass from Mahomes (Butker kick) (2:44)  
 KC — Dam. Williams 38 run (Butker kick) (1:12)

### SUPER BOWL LIII

Mercedes-Benz Stadium, Atlanta, Georgia  
 February 3, 2019, Attendance: 70,081  
**NEW ENGLAND 13, L.A. RAMS 3**—Julian Edelman had 10 catches for 141 yards and the Patriots' defense registered four sacks and forced nine punts to lead New England to its record-tying sixth Super Bowl victory. The Patriots have won three of the past five Super Bowls, with Tom Brady and Bill Belichick each earning their record (for player and coach) sixth Super Bowl ring. Both defenses excelled, as the 16 combined points marked the lowest-scoring game in Super Bowl history. The Patriots were driving on their first possession when Nickell Robey-Coleman jumped a short route, deflected Brady's pass, and Cory Littleton intercepted it at the Rams' 27. The Patriots forced a punt and the offense drove 60 yards, but Stephen Gostkowski's 46-yard field goal attempt sailed wide left. Early in the second quarter, Edelman had a 25-yard catch on third-and-1 to set up Gostkowski's 42-yard field goal for a 3-0 lead with 10:29 left. With 1:16 left in the half the Patriots reached the Rams' 32, but Brady's fourth-and-1 pass fell incomplete. The Patriots' defense allowed just 57 yards and two first downs in the first half while forcing six punts with the Rams getting no closer to the end zone than the Patriots' 42. In the middle of the third quarter the Rams' defense forced a punt. The offense started at their own 23-yard-line and Jared Goff completed a 15-yard pass to Brandin Cooks and 18-yard pass to Robert Woods to set up Greg Zuerlein's 53-yard field goal to tie the game 3-3 with 2:11 left in the third quarter. Following an exchange of punts, Brady and the Patriots regained possession starting on their own 31-yard-line with 9:49 to play. Brady completed four consecutive passes: 18 yards to Rob Gronkowski; 13 yards to Edelman; 7 yards to Rex Burkhead; capped by a 29-yard pass to Gronkowski to the Rams' 2. Sony Michel scored on the next play to give New England a 10-3 lead with 7:00 remaining. Goff completed passes of 19 yards to Cooks, 11 yards to Josh Reynolds and 17 yards to Woods to reach the Patriots' 27. On first down Goff threw down the right side but Duron Harmon knocked it away. On second-and-10, Goff again lofted a pass down the right side and this time it was intercepted by Stephon Gilmore at the 4-yard-line with 4:17 to play. Both Michel and Burkhead had 26-yard runs on the ensuing nine-play, 72-yard drive that culminated with

Gostkowski's 41-yard field goal with 1:12 to play. Without any timeouts, Goff completed passes of 24 and 21 yards to Cooks to reach the Patriots' 30 with eight seconds left. Needing two scores, the Rams attempted a 53-yard field goal but Zuerlein's kick sailed wide left. Brady was 21 of 35 for 262 yards, with one interception. Goff was 19 of 28 for 229 yards, with one interception. Cooks had eight receptions for 120 yards  
**New England (AFC)** 0 3 0 10 — 13  
**L.A. Rams (NFC)** 0 0 3 0 — 3  
 NE — FG Gostkowski 42 (4:31)  
 LAR — FG Zuerlein 53 (12:49)  
 NE — Michel 2 run (Gostkowski kick) (8:00)  
 NE — FG Gostkowski 41 (13:48)

### SUPER BOWL LII

U.S. Bank Stadium, Minneapolis, Minnesota  
 February 4, 2018, Attendance: 67,612  
**PHILADELPHIA 41, NEW ENGLAND 33**—Nick Foles passed for 373 yards and 3 touchdowns, and caught a touchdown pass, as the Eagles earned the first Super Bowl title in franchise history. Foles had started the last three games of the regular season after an injury ended Carson Wentz's season. The teams combined for a Super Bowl record 1,151 yards, including 613 by the Patriots. After an exchange of field goals to open the game, a 36-yard run by LeGarrette Blount set up Foles' 34-yard touchdown pass to Alshon Jeffery. Jake Elliott missed the extra point. On the Patriots' next possession Stephen Gostkowski missed a 26-yard attempt. The Patriots faced fourth-and-5 from the Eagles' 35 a few minutes later, and Tom Brady's pass for Rob Gronkowski fell incomplete. Blount's 21-yard scoring run six plays later was set up by Foles' 19-yard pass to Zach Ertz on third-and-7. Foles' 2-point conversion pass was incomplete, and New England answered with a Gostkowski field goal, an interception by Duron Harmon, and a 26-yard touchdown run by James White. Gostkowski missed the extra point, and a 55-yard pass from Foles to Corey Clement put the Eagles in the red zone. A few plays later, faced with fourth-and-goal from the Patriots' 1 and 38 seconds left in the half, tight end Trey Burton faked a reverse and instead lofted a touchdown pass to Foles for a 22-12 lead. Gronkowski caught 4 passes, including the 5-yard touchdown toss, to open the second half. Foles completed all three of his third-down passes on the next drive, capped by a 22-yard touchdown pass to Clement. Brady answered with a 26-yard touchdown pass to Chris Hogan to pull within 29-26. On the next possession, the Patriots' defense held the Eagles to an Elliott field goal, and 3 Danny Amendola catches on the next drive set up Gronkowski's 4-yard touchdown to give New England the lead for the first time, 33-32, with 9:22 to play. Foles engineered a 14-play drive that took seven minutes, one second off the clock. Ertz caught a 7-yard pass on third-and-6, 2-yard pass on fourth-and-1, and capped the drive with an 11-yard

## SUPER BOWL SUMMARIES

touchdown on third-and-7 with 2:21 left for a 38-33 lead. Two plays later, Brandon Graham had the only sack of the game. Brady fumbled and Derek Barnett recovered at the Patriots' 31. Elliott's 46-yard field goal with 1:05 remaining increased the score to 41-33. The Patriots reached their own 49, but Brady's Hail Mary pass was batted down at the goal line as time expired. Foles was 28 of 43 for 373 yards and 3 touchdowns with 1 interception. Clement had 4 catches for 100 yards. Brady was 28 of 48 for a Super Bowl record 505 yards and 3 touchdowns. Gronkowski had 9 catches for 116 yards, Amendola had 8 for 152 and Hogan 6 receptions for 128 yards.

**Philadelphia (NFC)** 9 13 7 12 — 41

**New England (AFC)** 3 9 14 7 — 33

Phi — FG Elliott 25 (7:05)

NE — FG Gostkowski 26 (10:43)

Phi — Jeffery 34 pass from Foles (kick failed) (12:26)

Phi — Blount 21 run (pass failed) (6:12)

NE — FG Gostkowski 45 (7:36)

NE — White 26 run (kick failed) (12:56)

Phi — Foles 1 pass from Burton (Elliott kick) (14:26)

NE — Gronkowski 5 pass from Brady (Gostkowski kick) (2:45)

Phi — Clement 22 pass from Foles (Elliott kick) (7:42)

NE — Hogan 26 pass from Brady (Gostkowski kick) (11:37)

Phi — FG Elliott 42 (0:51)

NE — Gronkowski 4 pass from Brady (Gostkowski kick) (5:38)

Phi — Ertz 11 pass from Foles (pass failed) (12:39)

Phi — FG Elliott 46 (13:55)

### SUPER BOWL LI

NRG Stadium, Houston, Texas

February 5, 2017, Attendance: 70,807

**NEW ENGLAND 34, ATLANTA 28 (OT)**—Tom Brady passed for 466 yards and 2 touchdowns, and James White scored 3 times, as the Patriots rallied from 25 points down in the third quarter to register the largest comeback in Super Bowl history and win their fifth title. New England maintained possession for 40:31 compared to 23:27 for the Falcons, and the Patriots ran more than twice as many plays (93-46). The Falcons strung together consecutive 5-play touchdown drives early in the second quarter, the first started with consecutive catches by Julio Jones to set up Devonta Freeman's 5-yard run, and the latter a 19-yard touchdown pass to Austin Hooper on third-and-9, to take a 14-0 lead. The Patriots responded with a 6-plus minute drive that included 3 third-down conversions. However, faced with third-and-6 from the Falcons' 23, Brady's short pass to the left side was intercepted by Robert Alford, who raced 82 yards for a touchdown and 21-0 lead. A 28-yard catch by White on the next drive helped set up Stephen Gostkowski's 41-yard field goal just before halftime. After an

exchange of punts to begin the second half, Matt Ryan connected on passes of 17 and 35 yards to Taylor Gabriel to highlight a 9-play, 85-yard drive that finished with Ryan's 6-touchdown pass to Tevin Coleman for a 28-3 lead with 8:31 left in the third quarter. The Patriots answered with a 12-play drive that consumed more than six minutes, that was kept alive by Brady's 17-yard pass to Danny Amendola on fourth-and-3, and capped by White's 5-yard touchdown catch with 2:06 left in the quarter. Gostkowski missed the extra point, so Atlanta led 28-9. The Patriots' defense forced a three-and-out, and Brady completed 6 passes on the next drive. But a pair of sacks in the red zone by Grady Jarrett forced New England to settle for a field goal with 9:44 to play, trailing 28-12. Three plays later, on third-and-1, Dont'a Hightower sacked Ryan and forced him to fumble. Alan Branch recovered the ball at the Falcons' 25. Five plays later Amendola caught a 6-yard touchdown pass. White's run up the middle for the 2-point conversion cut the deficit to 28-20 with 5:56 left. Ryan's 27-yard pass to Jones put the ball at the Patriots' 22 with 4:40 to play, but a second-down 12-yard sack by Trey Flowers and third-down holding penalty helped push Atlanta out of field goal range. Matthew Bosher's punt pinned the Patriots back on their 9-yard line with 3:40 remaining. After two incompletions, Brady connected with Chris Hogan for 16 yards and a first down. After another incompleting, Brady then completed five consecutive passes, including a circus tipped pass catch by Julian Edelman, to set up White's 1-yard touchdown run with 57 seconds to play. Brady completed the game-tying 2-point conversion pass to Amendola. The Patriots' defense forced a punt and the game went to overtime. New England won the toss, and Brady completed the first five passes of the drive (10 consecutive completions when including the previous game-tying drive). After a 10-yard run by White to the Falcons' 15, a pass interference penalty placed the ball on the 2-yard line. White scored over right end two plays later to cap the comeback. Brady's 43 completions and 466 yards were each a Super Bowl record, and White established a record with 14 catches, and equaled one with three touchdowns. Jarrett's 3 sacks tied the Super Bowl record.

**New England (AFC)** 0 3 6 19 6 — 34

**Atlanta (NFC)** 0 21 7 0 0 — 28

Atl — Freeman 5 run (Bryant kick) (2:45)

Atl — Hooper 19 pass from Ryan (Bryant kick) (6:12)

Atl — Alford 82 interception return (Bryant kick) (12:39)

NE — FG Gostkowski 41 (14:58)

Atl — Coleman 6 pass from Ryan (Bryant kick) (6:29)

NE — White 5 pass from Brady (kick failed) (12:54)

NE — FG Gostkowski 33 (5:16)

NE — Amendola 6 pass from Brady (White run) (9:04)

NE — White 1 run (Amendola pass from Brady) (14:03)

NE — White 2 run (3:58)

### SUPER BOWL 50

Levi's Stadium, Santa Clara, Calif.

February 7, 2016, Attendance: 71,088

**DENVER 24, CAROLINA 10**—Von Miller registered 2.5 sacks and forced 2 fumbles that led to both Denver touchdowns as the Broncos won the third Super Bowl title in franchise history. The Broncos defense tallied seven sacks and forced four turnovers, while the Panthers' defense allowed just 194 yards and permitted just 1 first down out of 14 third-down opportunities, with Kony Ealy registering three sacks and an interception. The Broncos opened the game with a 10-play, 64-yard drive, capped by Brandon McManus' 34-yard field goal. After an exchange of punts, the Panthers faced third-and-10 from their own 15-yard line. Von Miller sacked Newton, forced him to fumble, and Malik Jackson fell on the ball in the end zone for a touchdown and 10-0 lead. Early in the second quarter, Newton had scrambles of 11 and 12 yards and connected with Greg Olsen on a key 19-yard pass to set up Jonathan Stewart's 1-yard scoring run to get on the scoreboard. Jordan Norwood's Super Bowl record 61-yard punt return later in the quarter set up McManus' second field goal for a 13-7 lead. Ealy intercepted a pass from Peyton Manning at the Panthers' 20 to keep the Panthers within striking distance. Carolina began the second half by driving to the Broncos' 26, but Graham Gano's 44-yard field-goal attempt hit the right upright. Manning responded with passes of 25 and 22 yards to Emmanuel Sanders to set up McManus' third field goal. T.J. Ward intercepted Newton's pass later in the quarter to maintain the nine-point lead entering the fourth quarter. Ealy sacked Manning and recovered the ball at midfield early in the fourth quarter, and Gano finished the drive with a 39-yard field goal to pull within 16-10 with 10:21 to play. With 4:51 to play, Carolina started on their own 24-yard-line. On third-and-9, Miller sacked Newton, forced him to fumble, and Ward recovered the ball and was tackled on the Panthers' 4 with 4:04 to play. A defensive holding by Carolina kept the ensuing drive alive and C.J. Anderson scored on a 2-yard run. Bennie Fowler made the two-point conversion catch and Denver had a 24-10 lead with 3:08 remaining. Manning was 13 of 23 for 141 yards, with 1 interception. Newton was 18 of 41 for 265 yards, with 1 interception.

**Carolina (NFC)** 0 7 0 3 — 10

**Denver (AFC)** 10 3 3 8 — 24

Den — FG McManus 34 (4:17)

Den — Jackson fumble recovery in end zone (McManus kick) (8:33)

Car — Stewart 1 run (Gano kick) (3:35)

Den — FG McManus 33 (8:02)

Den — FG McManus 30 (6:42)

## SUPER BOWL SUMMARIES

Car — FG Gano 39 (4:39)  
 Den — Anderson 2 run  
 (Fowler pass from Manning)  
 (11:52)

### SUPER BOWL XLIX

University of Phoenix Stadium,  
 Glendale, Arizona  
 February 1, 2015, Attendance: 70,288

**NEW ENGLAND 28, SEATTLE 24**—Malcolm Butler intercepted a pass at the goal line with 20 seconds remaining to help the Patriots clinch the franchise's fourth Super Bowl title. Bill Belichick tied Chuck Noll for the most Super Bowl titles (4) by a head coach. The Patriots had the first scoring opportunity, but Jeremy Lane intercepted Brady's pass in the end zone. Lane returned the interception to the Seattle 14-yard line and was injured during the return. Brady completed five passes on the next possession, including a pair of third-down conversions, and capped by an 11-yard scoring pass to Brandon LaFell. Seattle scored on a 3-yard run by Marshawn Lynch with 2:16 left in the half, set up by a 44-yard pass deep down the right sideline from Russell Wilson to Chris Matthews—his first career NFL catch—to tie the game. On the next drive Brady connected twice with Shane Vereen for first downs before finding Rob Gronkowski down the right side for a 22-yard touchdown for a 14-7 lead with 31 seconds left in the half. Robert Turbin gained 19 yards on the first play following the kickoff, and Wilson scrambled for 17 on the next. With 11 seconds left in the half Wilson fired a 23-yard pass to Ricardo Lockette, plus a 15-yard facemask penalty, placed the ball at the Patriots' 6-yard line with six seconds remaining. The Seahawks eschewed a field-goal attempt, and Wilson completed an 11-yard touchdown pass to Matthews, his first NFL touchdown, with two seconds left to tie the game. A 45-yard pass to Matthews on the opening drive of the second half helped the Seahawks drive into the red zone, but New England's defense stopped Lynch on third-and-1 and Seattle settled for Steven Hauschka's 27-yard field goal. Bobby Wagner intercepted Brady on the next possession and Wilson capitalized with a 3-yard touchdown pass to Doug Baldwin for a 24-14 lead with 4:54 left in the third quarter. The Seahawks forced a punt and then drove into Patriots' territory, but on third-and-2 Jermaine Kearse could not hold onto Wilson's pass. After an exchange of punts, the Patriots had the ball but were faced with third-and-14 with 10:58 to play. Badly in need of a first down, Brady found Julian Edelman over the middle for 21 yards. Four plays later, on third-and-8, another 21-yard pass from Brady to Edelman set up Danny Amendola's 4-yard touchdown catch with 7:55 to play to pull the Patriots to within three points. The Patriots' defense forced a three-and-out and Brady engineered a 10-play, 64-yard drive, completing all 8 of his pass attempts, and

capped by Edelman's 3-yard catch with 2:02 to play for a 28-24 lead. A 33-yard juggling, deflection catch by Kearse, while on his back, put the ball at the Patriots' 5 with 1:06 to play. Lynch gained 4 yards on the next play. The Patriots had two timeouts but let the clock run down to 26 seconds before the ball was snapped. Wilson attempted a quick pass to the right side. Brandon Browner slowed Kearse at the line and Butler jumped the route and intercepted Wilson's pass to clinch the victory. Brady was 37 of 50 for 328 yards and 4 touchdowns, with 2 interceptions. Vereen had 11 receptions for 64 yards, and Edelman had 9 catches for 109 yards. Wilson was 12 of 21 for 247 yards and 2 touchdowns, with 1 interception. Lynch carried 24 times for 102 yards, and Matthews had 4 receptions for 109 yards.

**New England (AFC)** 0 14 0 14 — 28  
**Seattle (NFC)** 0 14 10 0 — 24

NE — LaFell 11 pass from Brady (Gostkowski kick) (5:13)  
 Sea — Lynch 3 run (Hauschka kick) (12:44)  
 NE — Gronkowski 22 pass from Brady (Gostkowski kick) (14:29)  
 Sea — Matthews 11 pass from Wilson (Hauschka kick) (14:58)  
 Sea — FG Hauschka 27 (3:51)  
 Sea — Baldwin 3 pass from Wilson (Hauschka kick) (10:06)  
 NE — Amendola 4 pass from Brady (Gostkowski kick) (7:05)  
 NE — Edelman 3 pass from Brady (Gostkowski kick) (12:58)

### SUPER BOWL XLVIII

MetLife Stadium,  
 East Rutherford, New Jersey  
 February 2, 2014, Attendance: 82,529

**SEATTLE 43, DENVER 8**—En route to winning their first NFL title, the Seahawks' defense forced four turnovers and Percy Harvin returned a kickoff 87 yards for a touchdown as Seattle posted the largest margin of victory in a Super Bowl in 21 years. The game, the first Super Bowl played in an outdoor cold-weather stadium with a 49-degree temperature at kickoff, featured the NFL's number-one defense against the highest-scoring team in NFL history. On the first play from scrimmage, Manny Ramirez's shotgun snap from the 14-yard-line sailed past Peyton Manning. Knowshon Moreno recovered the loose ball in the end zone for a safety just 12 seconds into the game, the quickest score in Super Bowl history. The Seahawks took the ensuing free kick and drove 51 yards for a 5-0 lead. The defense then forced a three-and-out, and Russell Wilson completed 3 third-down passes on a 13-play drive that resulted in Steven Hauschka's second field goal and a 8-0 lead. Kam Chancellor intercepted Manning three plays later to set up Marshawn Lynch's 1-yard touchdown run for a 15-0 lead with 12:00 left in the second quarter. At that moment the Seahawks had run

29 plays compared to seven for the Broncos. Denver responded with a 15-play drive, with three third-down conversions. Faced with third-and-13 from the Seahawks' 35, Cliff Avril pressured Manning. His pass intended for Moreno was underthrown and Malcolm Smith intercepted the pass and returned it untouched 69 yards for a touchdown and 22-0 lead. The Broncos drove to the Seahawks' 19, but on fourth-and-2 Chris Clemons tipped Manning's pass and it fell into the hands of Harvin. Harvin began the second half by taking the kickoff and weaving his way 87 yards for a touchdown and 29-0 lead. Later in the quarter Byron Maxwell forced Demaryius Thomas to fumble and Smith recovered at the Seahawks' 20. Wilson completed a third-down pass to Luke Willson and a few plays later connected with Jermaine Kearse on a 23-yard scoring pass for a 36-0 lead with 2:58 left in the third quarter. Manning completed the last four passes on the next drive, including 12- and 22-yard passes to Wes Welker, and capped by his 14-yard scoring pass to Thomas on a crossing pattern to end the third quarter. Welker caught a 2-point conversion pass to cut the deficit to 36-8. Zach Miller recovered the onside kick and Wilson completed five consecutive passes culminated by a 10-yard touchdown pass to Doug Baldwin for a 43-8 advantage with 11:45 to play. Wilson was 18 of 25 for 206 yards and 2 touchdowns. Manning had a Super Bowl-record 34 completions, out of 49 attempts, for 280 yards and 1 touchdown, with 2 interceptions. Thomas had 13 catches for 118 yards.

**Seattle (NFC)** 8 14 14 7 — 43  
**Denver (AFC)** 0 0 8 0 — 8

Sea — Safety, Avril tackled Moreno in end zone (14:48)  
 Sea — FG Hauschka 31 (10:21)  
 Sea — FG Hauschka 33 (2:16)  
 Sea — Lynch 1 run (Hauschka kick) (12:00)  
 Sea — Smith 69 interception return (Hauschka kick) (3:21)  
 Sea — Harvin 87 kickoff return (Hauschka kick) (14:48)  
 Sea — Kearse 23 pass from Wilson (Hauschka kick) (2:58)  
 Den — D. Thomas 14 pass from Manning (Welker pass from Manning) (0:00)  
 Sea — Baldwin 10 pass from Wilson (Hauschka kick) (11:45)

### SUPER BOWL XLVII

Mercedes-Benz Superdome,  
 New Orleans, Louisiana  
 February 3, 2013, Attendance: 71,024

**BALTIMORE 34, SAN FRANCISCO 31**—Joe Flacco passed for 3 touchdowns and the Ravens held off a second-half rally to win the second Super Bowl in franchise history. The loss for the 49ers marked their franchise's first defeat in six Super Bowls. Jacoby Jones played a pivotal role for the Ravens. His 17-yard punt return less than two minutes into the game gave Baltimore

## SUPER BOWL SUMMARIES

the ball near midfield. On third-and-9 from the 49ers' 18, Flacco's pass fell incomplete. However, Ahmad Brooks lined up outside, giving the Ravens another opportunity. On the next play, Flacco completed a 13-yard touchdown pass to Anquan Boldin. The 49ers responded with a field goal, and on their next possession drove to the Ravens' 24 only to have Courtney Upshaw force LaMichael James to fumble. Arthur Jones recovered for Baltimore, sparking a 75-yard touchdown drive capped by Flacco's 1-yard touchdown pass to Dennis Pitta for a 14-3 lead. On the next play from scrimmage, Ed Reed intercepted Colin Kaepernick's deep pass. The Ravens drove to the 49ers' 14, but on fourth-and-9 kicker Justin Tucker took a direct snap and attempted to gain the first down running left but was stopped by Darcel McBath. The Ravens forced a punt and Flacco connected with Jacoby Jones on a 56-yard touchdown pass deep down the middle for a 21-3 lead. The 49ers added a field goal as the first half expired, but Jones returned the opening kickoff of the second half a Super Bowl-record 108 yards for a 28-6 lead. Faced with third-and-13 from their own 40 with 13:04 left in the third quarter, a power outage at the Mercedes-Benz Superdome delayed the game for 34 minutes. Following the resumption of play, the teams exchanged punts. Kaepernick completed a key 9-yard pass to Randy Moss on third-and-8 and an 18-yard pass to Vernon Davis to set up his 31-yard scoring pass to Michael Crabtree. The 49ers' defense forced a three-and-out, and Ted Ginn Jr. returned the punt 32 yards to set up Frank Gore's 6-yard touchdown run to trim the deficit to 28-20 with 4:59 left in the third quarter. Two plays later Ray Rice fumbled and Tarell Brown recovered. David Akers missed a 39-yard field goal, but a running into the kicker penalty gave him a second chance and Akers converted from 34 yards to cut the lead to 28-23. The Ravens drove to the 49ers' 1, but were stopped on two successive plays and settled for Tucker's 19-yard field goal with 12:54 remaining for a 31-23 lead. On the ensuing possession, a 32-yard catch by Moss and 21-yard run by Gore set up Kaepernick's 15-yard scramble around left end for a touchdown. But his 2-point conversion attempt pass to Moss was overthrown, allowing the Ravens to maintain a 31-29 lead with 9:57 to play. Tucker capped the ensuing 10-play drive with a 38-yard field goal for a 34-29 advantage with 4:19 to play. A 24-yard catch by Crabtree and 33-yard run by Gore put the ball at the Ravens' 7 with 2:39 to play. James was stopped for a 2-yard gain in first down, and Kaepernick threw two incompletions to set up fourth-and-goal from the Ravens' 5. Kaepernick attempted a fade pass to the right corner of the end zone but his pass landed over Crabtree's ahead and out of bounds. On fourth-and-7 from the Ravens' 8 with 12 seconds remaining, punter Sam Koch ran along the back of the end zone

before Chris Culliver forced him out with four seconds left for a safety. Ginn returned the free kick 31 yards to midfield as time expired. Flacco, who was named the most valuable player, completed 22 of 33 passes for 287 yards and 3 touchdowns. Boldin caught 6 passes for 104 yards. Kaepernick was 16 of 28 for 302 yards and 1 touchdown, with 1 interception. Gore carried 19 times for 110 yards. Davis had 6 catches for 104 yards and Crabtree added 5 receptions for 109 yards.

<b>Baltimore (AFC)</b>	7	14	7	6	—	34
<b>San Francisco (NFC)</b>	3	3	17	8	—	31
San	—	Boldin 13 pass from Flacco (Tucker kick) (10:36)				
SF	—	FG Akers 36 (3:58)				
Bal	—	Pitta 1 pass from Flacco (Tucker kick) (7:10)				
Bal	—	J. Jones 56 pass from Flacco (Tucker kick) (1:45)				
SF	—	FG Akers 27 (0:00)				
Bal	—	J. Jones 108 kickoff return (Tucker kick) (14:49)				
SF	—	Crabtree 31 pass from Kaepernick (Akers kick) (7:20)				
SF	—	Gore 6 run (Akers kick) (4:59)				
SF	—	FG Akers 34 (3:10)				
Bal	—	FG Tucker 19 (12:54)				
SF	—	Kaepernick 15 run (pass failed) (9:57)				
Bal	—	FG Tucker 38 (4:19)				
SF	—	Safety, Culliver forced Koch out of end zone (0:04)				

### SUPER BOWL XLVI

Lucas Oil Stadium, Indianapolis, Indiana  
February 5, 2012, Attendance: 68,658  
**NEW YORK GIANTS 21, NEW ENGLAND 17**—Ahmad Bradshaw scored on a 6-yard touchdown run with 57 seconds remaining to cap an 88-yard drive and lead the Giants to their second Super Bowl victory over the Patriots in five years. The triumph was the Giants' franchise's fourth Super Bowl title. The Patriots' defense forced a punt to begin the game, but Steve Weatherford's punt pinned New England back to its own 6-yard line. On the Patriots' first play, Justin Tucker pressured Tom Brady and forced him to pass deep down the middle of the field, where no players were within range, resulting in an intentional grounding penalty. A safety was enforced by rule, giving the Giants a 2-0 lead. Following the ensuing free kick, the Giants drove 78 yards in nine plays, capped by Victor Cruz' 2-yard touchdown catch for a 9-0 advantage. New York led 9-3 late in the first half when Weatherford pinned the Patriots back to their own 4-yard line. This time New England responded with a 96-yard drive, which included a key 12-yard third-down catch by Aaron Hernandez, and was capped by Brady's 4-yard touchdown pass to Danny Woodhead with 15 seconds left in the half to take a 10-9 halftime lead. The Patriots then began the second half with an 8-play, 79-yard drive, sparked by a 21-yard pass to Chad Ochocinco and BenJarvus Green-Ellis' 17-

yard run, and capped by Hernandez' 12-yard touchdown catch for a 17-9 lead. The Giants answered with a field goal, forced a three-and-out on defense, and generated a second field-goal drive to trim the deficit to 17-15 with 35 seconds left in the third quarter. On the second play of the fourth quarter, Brady attempted a deep pass to Rob Gronkowski that was intercepted by Chase Blackburn at the Giants' 8-yard line. Both teams then traded punts, with the Giants getting the ball on their own 12-yard line with 3:46 to play. On the first play of the possession, Manning launched a perfectly placed pass to Mario Manningham deep down the left sideline. Manningham caught the ball just inbounds with two Patriots' defenders in close pursuit. Passes of 16 yards, to Manningham, and 14 yards, to Hakeem Nicks, put the Giants at the Patriots' 18 with 2:00 remaining. Bradshaw gained seven yards on the first play following the 2-minute warning, and Manning completed a 4-yard pass to Nicks that resulted in a first down. After Bradshaw gained 1 yard, his next run up the middle resulted in the go-ahead touchdown with 57 seconds remaining. Faced with fourth-and-16 with 39 seconds left, Brady completed a 19-yard pass to Deion Branch and then an 11-yard pass to Hernandez. A 12-men-on-the-field penalty with 17 seconds left pushed the ball to the Patriots' 49, but Brady's Hail Mary pass fell incomplete in the end zone as time expired. Manning was 30 of 40 for 296 yards and 1 touchdown and was named the Super Bowl Most Valuable Player. Nicks had 10 catches for 109 yards. Brady completed 27 of 41 passes for 276 yards and 2 touchdowns, with 1 interception.

<b>N.Y. Giants (NFC)</b>	9	0	6	6	—	21
<b>New England (AFC)</b>	0	10	7	0	—	17
NYG	—	Safety, intentional grounding penalty enforced on Brady in end zone (8:52)				
NYG	—	Cruz 2 pass from Manning (Tynes kick) (3:24)				
NE	—	FG Gostkowski 29 (13:48)				
NE	—	Woodhead 4 pass from Brady (Gostkowski kick) (0:08)				
NE	—	Hernandez 12 pass from Brady (Gostkowski kick) (11:20)				
NYG	—	FG Tynes 38 (6:43)				
NYG	—	FG Tynes 33 (0:35)				
NYG	—	Bradshaw 6 run (run failed) (0:57)				

### SUPER BOWL XLV

Cowboys Stadium, North Texas  
February 6, 2011, Attendance: 91,060  
**GREEN BAY 31, PITTSBURGH 25**—Aaron Rodgers passed for 304 yards and three touchdowns, and two interceptions by the Packers' defense resulted in 14 points, as Green Bay won its fourth Super Bowl title. Faced with third-and-one in the middle of the first quarter, Rodgers completed a 29-yard touchdown pass down the right sideline to Jordy Nelson for a 7-0 lead. On the next play from scrimmage,

## SUPER BOWL SUMMARIES

Nick Collins intercepted a pass intended for Mike Wallace and returned it 37 yards for a touchdown. The Packers scored 14 points in 24 seconds. The Steelers responded with a 13-play drive, keyed by an 18-yard scramble on third-and-9 by Roethlisberger followed three plays later by a 13-yard pass to Emmanuel Sanders on third-and-13, that led to Shaun Suisham's 33-yard field goal. Later in the second quarter, Jarrett Bush intercepted a pass near midfield. A 16-yard pass to Nelson and 12-yard run by James Starks led to Rodgers' 21-yard touchdown pass to Greg Jennings for a 21-3 Packers' lead with 2:24 to play in the half. Roethlisberger's 14-yard pass to Hines Ward on third-and-10 kept alive the next drive, and a few plays later Ward caught an 8-yard touchdown pass on first-and-goal with 39 seconds left in the half to trim the deficit to 21-10. The Steelers' defense forced a punt on Green Bay's first drive of the second half, and the offense needed just five plays to cover 50 yards, keyed by a 17-yard run by Rashard Mendenhall and 16-yard run by Isaac Redman, and capped by Mendenhall's 8-yard touchdown run. Down four points, the Steelers' defense forced a three-and-out and drove to the Packers' 29. But a three-yard tackle-for-loss by Desmond Bishop and a 2-yard sack by Frank Zombo pushed Pittsburgh back to the 34-yard-line and Suisham's 52-yard field-goal attempt sailed wide left. After a flurry of punts, the Steelers regained possession, but on the first play of the fourth quarter, Clay Matthews forced Mendenhall to fumble and Bishop recovered at the Packers' 45. Rodgers then completed a 12-yard pass to James Jones on third-and-7 to keep alive the drive. Three plays later, faced with third-and-10, Rodgers found Nelson short over the middle. Nelson sliced through the defense for 38 yards. Jennings' 8-yard touchdown catch two plays later stretched the Packers' lead to 28-17 with 11:57 to play. The Steelers drove to the Packers' 25. Faced with third-and-3, Roethlisberger completed a pass to Wallace deep down the left side for a 25-yard touchdown. With 7:34 to play and down 28-23, Mike Tomlin chose to go for the 2-point conversion, and it worked as Antwaan Randle El took an option pitch from Roethlisberger and cut the deficit to 28-25. The Packers immediately were faced with a third-and-10 and looked as if they would have to give the ball back to Pittsburgh. But Rodgers completed a 31-yard pass to Jennings deep down the middle. A 14-yard run by Starks and 21-yard pass to Jones set up Mason Crosby's 23-yard field goal with 2:07 remaining for a 31-25 lead. The Steelers reached their own 33-yard line with 1:08 to play, but Roethlisberger's final three pass attempts fell incomplete and the Packers clinched their first Super Bowl title in 14 years. Rodgers was 24 of 39 for 304 yards and 3 touchdowns and was named Super Bowl MVP. His main target was Nelson, who had 9 receptions for 140 yards. Defensively, Charlie Peprah had 10 tackles

and Bishop registered three tackles for losses. Roethlisberger completed 25 of 40 passes for 263 yards and 2 touchdowns, with 2 interceptions.

**Pittsburgh (AFC)** 0 10 7 8 — 25  
**Green Bay (NFC)** 14 7 0 10 — 31

GB — Nelson 29 pass from Rodgers (Crosby kick) (3:44)  
 GB — Collins 37 interception return (Crosby kick) (3:20)  
 Pit — FG Suisham 33 (11:08)  
 GB — Jennings 21 pass from Rodgers (Crosby kick) (2:24)  
 Pit — Ward 8 pass from Roethlisberger (Suisham kick) (0:39)  
 Pit — Mendenhall 8 run (Suisham kick) (10:19)  
 GB — Jennings 8 pass from Rodgers (11:57)  
 Pit — Wallace 25 pass from Roethlisberger (Randle El run) (7:34)  
 GB — FG Crosby 23 (2:07)

### SUPER BOWL XLIV

Sun Life Stadium, South Florida  
 February 7, 2010, Attendance: 74,059  
**NEW ORLEANS 31, INDIANAPOLIS 17**—Tracy Porter's 74-yard interception return with 3:12 remaining capped a fourth-quarter comeback and lifted the Saints to their first Super Bowl title. The Colts, who won their first 14 regular-season games, forced a three-and-out on the Saints' opening possession. Peyton Manning completed two third-down passes to set up Matt Stover's 38-yard field goal. Following a second Saints' punt, the Colts drove 96 yards in 11 plays, keyed by runs of 16, 11, and 26 yards by Joseph Addai, and capped by Manning's 19-yard touchdown pass to Pierre Garcon on third-and-6 to stake the Colts to a 10-0 lead. The Saints, who had won their first 13 games of the season, answered with a drive of 6:02, using Garrett Hartley's 46-yard field goal to get on the scoreboard. After a three-and-out, the Saints held the ball for 6:25. However, the drive resulted in zero points as Gary Brackett and Clint Session stopped Pierre Thomas for no gain on fourth-and-goal from the Colts' 1 with 1:49 left in the half. The Colts ran three times, failed to gain a first down, and were forced to punt. From their own 48-yard line with 35 seconds left in the half, Drew Brees connected on passes of 19 and 6 yards to DeVery Henderson that led to Hartley's 44-yard field goal as the half expired, trimming the deficit to 10-6. The Saints then surprised everyone with an onside kick to begin the second half. Rookie punter Thomas Morstead's first-ever onside kick was perfect, and Chris Reis of the Saints eventually emerged from the intense scramble with the ball. Brees completed all five of his pass attempts on the drive, capped by Thomas' 16-yard touchdown catch on a screen pass to give the Saints their first lead. The Colts drove 76 yards on the ensuing possession, keyed by Manning's 27-yard pass to Dallas Clark on third-and-4, which resulted in

Addai's 4-yard run for a 17-13 Indianapolis lead with 6:15 left in the third quarter. Courtney Roby returned the kickoff 34 yards and Brees completed four of five passes on the next drive set up Hartley's third long-range field goal, this one from 47 yards, to pull the Saints to within one point. On the Colts' next drive, Manning completed a 14-yard pass to Reggie Wayne on fourth-down near midfield. However, four plays later, faced with fourth-and-11, Stover missed a 51-yard field-goal attempt with 10:39 to play. Brees completed all seven pass attempts on the ensuing drive, capped by Jeremy Shockey's 2-yard scoring catch with 5:42 remaining. The Saints went for the 2-point conversion, and Lance Moore made a spectacular catch and reached across the goal-line with the reception to give New Orleans a 24-17 lead. The Colts quickly drove to the Saints' 31, but on third-and-5 Manning's short pass to the left side intended for Wayne was intercepted by Porter, who sprinted untouched 74 yards for a touchdown and 31-17 lead with 3:12 to play. Manning connected with Austin Collie on a 40-yard pass play to help the Colts get downfield. Indianapolis reached the Saints' 3 with 1:33 to play, but a 10-yard pass interference penalty on Garcon moved them back. On fourth-and-goal from the 5-yard line with 50 seconds to play, Manning's pass for Wayne was incomplete, and the Saints clinched their first-ever NFL championship. Brees, who was named Super Bowl MVP, was 32 of 39 for 288 yards and 2 touchdowns. Manning was 31 of 45 for 333 yards and 1 touchdown, with 1 interception.

**New Orleans (NFC)** 0 6 10 15 — 31  
**Indianapolis (AFC)** 10 0 7 0 — 17

Ind — FG Stover 38 (7:29)  
 Ind — Garcon 19 pass from Manning (Stover kick) (0:36)  
 NO — FG Hartley 46 (9:34)  
 NO — FG Hartley 44 (0:00)  
 NO — P. Thomas 16 pass from Brees (Hartley kick) (11:41)  
 Ind — Addai 4 run (Stover kick) (6:15)  
 NO — FG Hartley 47 (2:01)  
 NO — Shockey 2 pass from Brees (Moore pass from Brees) (5:42)  
 NO — Porter 74 interception return (Hartley kick) (3:12)

### SUPER BOWL XLIII

Raymond James Stadium, Tampa, Florida  
 February 1, 2009, Attendance: 70,774  
**PITTSBURGH 27, ARIZONA 23**—Antonio Holmes caught a 6-yard touchdown pass in the back right corner of the end zone with 35 seconds left as the Steelers rallied to win their record sixth Super Bowl title. Holmes' touchdown grab averted what would have been the largest comeback in Super Bowl history, as the Cardinals had scored 16 unanswered points in the fourth quarter. The Steelers began the game with a long drive. Ben Roethlisberger had a 1-yard touchdown run overturned by replay, and the Steelers settled for Jeff Reed's 18-yard field goal. Holmes' 25-yard catch began the

## SUPER BOWL SUMMARIES

next drive, and Gary Russell capped it with a 1-yard run for a 10-0 lead. Arizona responded immediately as Kurt Warner completed a 45-yard pass to Anquan Boldin to set up Ben Patrick's touchdown catch. Karlos Dansby's interception at the Steelers' 34 with 2:00 left in the half gave the Cardinals the opportunity to take the lead. On first-and-goal from the Steelers' 1 with 18 seconds left in the half, James Harrison stepped in front of Warner's quick-slant pass intended for Boldin. Harrison deftly maneuvered down the right sideline and raced 100 yards for a touchdown, barely breaking the plane as Steve Breaston and Larry Fitzgerald attempted to corral him. Harrison's return ended the half, was the longest play in Super Bowl history, and gave the Steelers a 17-7 lead. The Steelers utilized a 16-play, 79-yard drive in the third quarter that consumed 8:39 off the clock. The Steelers had six offensive snaps inside the Cardinals 10-yard line, but settled for Reed's 21-yard field goal and 20-7 lead. With 11:30 to play and on their own 13-yard line, the Cardinals went to a no-huddle offense and Warner completed all eight of his pass attempts, including four to Fitzgerald, capped by his leaping 1-yard catch on third-and-goal to pull the Cardinals within 20-14 with 7:33 to play. With 3:34 remaining, the Cardinals, faced with fourth-and-20 at the Steelers' 36, punted. Ben Graham's punt was downed by Mike Adams at the 2-yard line. A penalty pushed the Steelers back to the 1-yard line, and on third-and-10, Justin Hartwig was penalized for holding in the end zone. The safety cut the lead to 20-16 with 2:58 to play. Two plays later, Warner hit Fitzgerald with a short pass over the middle, and Fitzgerald raced untouched for a 64-yard touchdown and 23-20 lead with 2:37 remaining. The Steelers began on their own 22-yard line, but a holding penalty pushed them back to their 12. On third-and-6 from their own 26 with 1:56 to play, Roethlisberger connected with Holmes on a 13-yard pass play. On second-and-6 from the Cardinals' 46 with 1:02 to play, Roethlisberger found Holmes with a pass on the right side. Holmes slipped past one defender before being tackled at the 6-yard line. On second-and-goal, Roethlisberger's pass to the back right corner appeared high, but Holmes stretched high, kept both toes on the ground, and held on to the ball despite Aaron Francisco's tight coverage. The touchdown capped an 8-play, 78-yard drive in 2:02, with the last eight plays covering 88 yards following the holding call. Warner completed a 20-yard pass to Fitzgerald and 13-yard pass to J.J. Arrington to reach the Steelers' 44 with 15 seconds left. On the next play, Warner was sacked by LaMarr Woodley. Brett Keisel recovered the ball at the Steelers' 43 with five seconds left to clinch the victory. Roethlisberger was 21 of 30 for 256 yards and 1 touchdown, with 1 interception. Holmes had 9 receptions for 131 yards and was the game's most valuable player. Woodley had his fourth consec-

utive 2-sack postseason game, extending his record. Warner was 31 of 43 for 377 yards and 3 touchdowns, with 1 interception. In three career Super Bowl games, Warner has the three highest passing-yardage totals in Super Bowl history. Fitzgerald had 7 receptions for 127 yards. Darrell Dockett tied Reggie White's Super Bowl record with 3 sacks.

<b>Pittsburgh (AFC)</b>	3	14	3	7	—	27
<b>Arizona (NFC)</b>	0	7	0	16	—	23
Pit — FG Reed 18 (9:45)						
Pit — Russell 1 run (Reed kick) (14:01)						
Ari — Patrick 1 pass from Warner (Rackers kick) (8:34)						
Pit — Harrison 100 interception return (Reed kick) (0:00)						
Pit — FG Reed 21 (2:11)						
Ari — Fitzgerald 1 pass from Warner (Rackers kick) (7:33)						
Ari — Safety, Hartwig penalized for holding in end zone (2:58)						
Ari — Fitzgerald 64 pass from Warner (Rackers kick) (2:37)						
Pit — Holmes 6 pass from Roethlisberger (Reed kick) (0:35)						

### SUPER BOWL XLII

University of Phoenix Stadium, Glendale, Arizona  
February 3, 2008, Attendance: 71,101  
**N.Y. GIANTS 17, NEW ENGLAND 14**—Eli Manning completed a 13-yard touchdown pass to Plaxico Burress with 35 seconds remaining as the Giants outlasted the previously undefeated Patriots. The Giants won their first Super Bowl in 17 years, and their third overall, while the Patriots joined the 1934 and 1942 Chicago Bears as the only teams to go undefeated in the regular season but lose their championship game. The Giants opened the game with a 16-play, 63-yard drive that resulted in Lawrence Tynes' 32-yard field goal with 5:01 left in the first quarter. It was the longest game-opening drive in Super Bowl history. The Patriots responded as Laurence Maroney's 43-yard kickoff return sparked a 56-yard drive, capped by Maroney's 1-yard touchdown run to begin the second quarter. The Giants drove to the Patriots' 14 on their next possession, but Ellis Hobbs intercepted Manning's deflected pass to stymie the drive. The Giants had the last scoring opportunity of the half, but Ahmad Bradshaw was flagged 10 yards for illegally batting forward a fumble, which took the Giants out of field-goal range. The Patriots drove to the Giants' 25 to begin the third quarter, but on third down Michael Strahan sacked Tom Brady for a 6-yard loss. On fourth-and-13 from the Giants' 31, Brady attempted a deep pass that sailed out of the end zone. With 14:52 to play beginning from their own 20-yard line, Manning connected on a 45-yard pass over the middle to Kevin Boss. Moments later Steve Smith caught a 17-yard pass on third-and-4, and two plays later Manning found David Tyree open over the middle for a 5-yard touchdown for a 10-7 lead with

11:05 to play. After an exchange of punts, the Patriots took possession on their own 20-yard-line with 7:54 to play. Brady completed 8 of 11 passes on the 80-yard drive, none for more than 13 yards, capped by Randy Moss' 6-yard touchdown catch on third-and-goal with 2:42 to play. The Giants and Manning took possession on their own 17-yard-line with 2:39 left. Manning completed an 11-yard pass to Amani Toomer, and four plays later Brandon Jacobs gained 2 yards on fourth-and-1. Three plays later, faced with third-and-5 from their own 44 with 1:15 remaining, Manning dropped back to pass. He escaped the simultaneous grasps of Jarvis Green and Richard Seymour, spun away and then launched a pass deep down field. Tyree and Rodney Harrison both leapt for the ball, and Tyree caught the ball in midair and cradled it against his helmet while falling to the ground with Harrison draped all over him. The 32-yard reception to the Patriots' 24 gave the Giants a chance, and Smith's 12-yard catch on third-and-11 moments later put the ball at the Patriots' 13. On the next play, Burress caught a fade pass from Manning with 35 seconds left. The Patriots started from their own 26 with 29 seconds remaining, and on second down Jay Alford sacked Brady for a 10-yard loss. Brady's final two long pass attempts to Moss fell incomplete. Manning was 19 of 34 or 255 yards and 2 touchdowns, with 1 interception, and was named the game's most valuable player, one year after his brother, Peyton, won the award for the Colts. Brady was 29 of 48 for 266 yards and 1 touchdown. Wes Welker had 11 catches, which tied a Super Bowl record, for 103 yards.

<b>N.Y. Giants (NFC)</b>	3	0	0	14	—	17
<b>New England (AFC)</b>	0	7	0	7	—	14
NYG — FG Tynes 32 (5:01)						
NE — Maroney 1 run (Gostkowski kick) (14:57)						
NYG — Tyree 5 pass from Manning (Tynes kick) (11:05)						
NE — Moss 6 pass from Brady (Gostkowski kick) (2:42)						
NYG — Burress 13 pass from Manning (Tynes kick) (0:35)						

### SUPER BOWL XLI

Dolphin Stadium, South Florida  
February 4, 2007, Attendance: 74,512  
**INDIANAPOLIS 29, CHICAGO 17**—Peyton Manning passed for 247 yards and 1 touchdown as the Colts won their first Super Bowl in 36 years. The Colts outgained the Bears 430-265 in total yards and maintained a 38:04-21:56 edge in time of possession. Devin Hester opened the game with a 92-yard kickoff return for a touchdown, the first time the Super Bowl began with a touchdown. Two possessions later, on third-and-10, Manning found Reggie Wayne wide open deep down the middle for a 53-yard touchdown to tie the score. A steady rain forced the teams to commit 4 first-quarter turnovers, and Hunter Smith mishandled the snap on the extra point, allowing the

Bears to maintain a 7-6 lead. Later in the quarter, Thomas Jones' 52-yard run set up Rex Grossman's short touchdown pass to Muhsin Muhammad for a 14-6 lead. The Colts scored on back-to-back drives to begin the second quarter, capped by Dominic Rhodes' 1-yard run, for a 16-14 lead. To begin the second half, the Colts ran 7:34 off the clock with a 13-play, 56-yard drive that culminated with Adam Vinatieri's 24-yard field goal for a 19-14 lead. The teams then exchanged field goals, and the Bears forced a punt. On first-and-10 from the Bears' 38 with 11:59 to play, Grossman's pass intended for Muhammad was thrown high. Kelvin Hayden intercepted the pass, maneuvered up the far sideline while staying inbounds, and raced 56 yards for a touchdown. It was Hayden's first-ever professional interception. Four plays later, Bob Sanders intercepted Grossman's deep pass. The Bears got the ball back twice, but never ran a play across midfield. Manning, who won the Pete Rozelle MVP award, was 25 of 38 for 247 yards and 1 touchdown, with 1 interception. Rhodes carried 21 times for 113 yards. Joseph Addai had 10 receptions for 66 yards. Grossman was 20 of 28 for 165 yards and 1 touchdown, with 2 interceptions. Jones rushed 15 times for 112 yards.

<b>Indianapolis (AFC)</b>	6	10	6	7	—	29
<b>Chicago (NFC)</b>	14	0	3	0	—	17
Chi—	Hester 92 kickoff return (Gould kick) (14:46)					
Ind—	Wayne 53 pass from Manning (mishandled hold) (6:50)					
Chi—	Muhammad 4 pass from Grossman (Gould kick) (4:34)					
Ind—	FG Vinatieri 29 (11:17)					
Ind—	Rhodes 1 run (Vinatieri kick) (6:09)					
Ind—	FG Vinatieri 24 (7:26)					
Ind—	FG Vinatieri 20 (3:16)					
Chi—	FG Gould 44 (1:14)					
Ind—	Hayden 56 interception return (Vinatieri kick) (11:44)					

**SUPER BOWL XL**

Ford Field, Detroit, Michigan  
 February 5, 2006, Attendance: 68,206  
**PITTSBURGH 21, SEATTLE 10**—at Ford Field, attendance 68,206. The Steelers made three big plays on offense and played a bend-but-don't-break defense to win their record-tying fifth Super Bowl title. The Seahawks lost despite winning the turnover battle (2-1), having more total yards (396-339), and consuming more of the clock (33:02-26:58). The Seahawks crossed midfield on 9 of their 12 possessions, but scored just twice. Late in the first quarter, Darrell Jackson's 16-yard touchdown catch was nullified by pass interference. The Seahawks settled for Josh Brown's 47-yard field goal. With 3:58 left in the second quarter, faced with third-and-28 from the Seahawks' 40, Ben Roethlisberger eluded the rush, rolled left and threw a deep pass across field. Hines Ward outleaped Michael Boulware at the 3-yard line for a 37-yard pass play. Two plays

later, on a broken play, Roethlisberger dove over left tackle and reached the goal line for a touchdown. The Seahawks reached the Steelers' 40 with 54 seconds left, but Matt Hasselbeck's third-and-6 pass fell incomplete and Brown's 54-yard field-goal attempt sailed wide right. On the second play of the second half, Willie Parker set a Super Bowl record with his 75-yard touchdown run over right tackle. Brown's 50-yard field-goal attempt sailed wide left on the next possession, and the Steelers drove to the Seahawks' 7. On third-and-6, Roethlisberger's pass to the right flat was intercepted by Kelly Herndon, who returned the ball a Super Bowl-record 76 yards to the Steelers' 20. Three plays later, Jerramy Stevens caught Hasselbeck's 16-yard touchdown pass to cut the deficit to 14-10 with 6:45 left in the third quarter. Early in the fourth quarter, the Seahawks drove to the Steelers' 19. On first down, Stevens caught an 18-yard pass, but a holding penalty nullified the catch and Ike Taylor intercepted Hasselbeck's pass a few plays later. Three plays later, Parker took a handoff and gave the ball to Antwaan Randle El on a reverse. Rolling to his right, Randle El fired a perfect 43-yard touchdown pass to Ward for a 21-10 lead with 8:56 to play. The Seahawks punted and then did not get the ball back until there was 1:51 remaining. Seattle reached the Steelers' 26 with 35 seconds left. From the Steelers' 23, Hasselbeck's fourth-and-7 pass to Stevens fell incomplete at the 2-yard line with three seconds remaining. Roethlisberger, who became the youngest quarterback to win the Super Bowl, was 9 of 21 for 123 yards, with 2 interceptions. Ward had 5 catches for 123 yards to earn the Pete Rozelle Trophy as the game's most valuable player. Hasselbeck was 26 of 49 for 273 yards and 1 touchdown, with 1 interception.

<b>Seattle (NFC)</b>	3	0	7	0	—	10
<b>Pittsburgh (AFC)</b>	0	7	7	7	—	21
Sea—	FG J. Brown 47 (0:22)					
Pit—	Roethlisberger 1 run (Reed kick) (1:55)					
Pit—	Parker 75 run (Reed kick) (14:38)					
Sea—	Stevens 16 pass from Hasselbeck (J. Brown kick) (6:45)					
Pit—	Ward 43 pass from Randle El (Reed kick) (8:56)					

**SUPER BOWL XXXIX**

Alltel Stadium, Jacksonville, Florida  
 February 6, 2005, Attendance: 78,125  
**NEW ENGLAND 24, PHILADELPHIA 21**—Deion Branch had 11 receptions for 133 yards and the Patriots' defense forced 4 turnovers en route to becoming the eighth team to post consecutive Super Bowl titles. The Patriots matched the Dallas Cowboys (XXVII, XXVIII, and XXX) as the only team with three Super Bowl victories in the span of four seasons. The Eagles threatened first, driving to the Patriots' 8 late in the first quarter. On first down, Mike Vrabel sacked

the Eagles' Donovan McNabb for a 16-yard loss and after a penalty overturned an interception, Rodney Harrison stepped in front of a pass for an interception at the Eagles' 4. Early in the second quarter the Eagles drove 81 yards, keyed by Todd Pinkston's 40-yard catch, and capped by McNabb's 6-yard touchdown pass to L.J. Smith on third-and-goal for a 7-0 lead. The Patriots responded by driving to the Eagles' 4, but Tom Brady fumbled on a fake handoff attempt and Darwin Walker recovered. Later in the quarter, a 29-yard punt by Dirk Johnson allowed the Patriots to drive just 37 yards, keyed by Branch's 7-yard catch on third-and-3, and capped by Brady's pass to David Givens on the right side of the end zone to tie the game with 1:10 left in the half. New England began the second half with a 9-play, 69-yard drive, including 4 receptions, 2 on third down, by Branch, and capped by Vrabel's 2-yard catch. The Eagles put together a 10-play, 74-yard drive later in the third quarter, keyed by Brian Westbrook's 4-yard catch on third-and-3, and followed on the next play by his 10-yard touchdown catch to tie the game. On the ensuing drive, Kevin Faulk caught screen passes of 13 and 14 yards, and had a 12-yard run, and Corey Dillon capped the possession with a 2-yard run with 13:44 remaining for a 21-14 lead. The Patriots' defense forced a three-and-out, and Branch's 19-yard catch set up Adam Vinatieri's 22-yard field goal with 8:40 to play. Tedy Bruschi intercepted McNabb's pass at the Patriots' 24 with 7:20 remaining. The Eagles forced a punt and, beginning at their own 21 with 5:40 to play, needed 13 plays to drive 79 yards, capped by McNabb's 30-yard touchdown pass on a post-pattern to Greg Lewis with 1:48 to play. Christian Fauria recovered the inside kick, but the Eagles' defense forced a punt. Dexter Reid downed Josh Miller's 32-yard punt at the Eagles' 4 with 46 seconds left, and Harrison intercepted McNabb's pass three plays later to clinch the title. Brady was 23 of 33 for 236 yards and 2 touchdowns. Branch earned MVP honors with his Super Bowl-record-tying 11 catches. McNabb was 30 of 51 for 357 yards and 3 touchdowns, with 3 interceptions. Terrell Owens had 9 receptions for 122 yards.

<b>New England (AFC)</b>	0	7	7	10	—	24
<b>Philadelphia (NFC)</b>	0	7	7	7	—	21
Phi—	Smith 6 pass from McNabb (Akers kick) (9:55)					
NE—	Givens 4 pass from Brady (Vinatieri kick) (1:10)					
NE—	Vrabel 2 pass from Brady (Vinatieri kick) (11:04)					
Phi—	Westbrook 10 pass from McNabb (Akers kick) (3:35)					
NE—	Dillon 2 run (Vinatieri kick) (13:44)					
NE—	FG Vinatieri 22 (8:40)					
Phi—	G. Lewis 30 pass from McNabb (Akers kick) (1:48)					



## SUPER BOWL SUMMARIES

### SUPER BOWL XXXVIII

Reliant Stadium, Houston, Texas  
February 1, 2004, Attendance: 71,525

**NEW ENGLAND 32, CAROLINA 29**—Adam Vinatieri kicked a 41-yard field goal with four seconds remaining as the Patriots won their second Super Bowl in three seasons. While it took a Super Bowl-record 26 minutes and 55 seconds for the first points to be scored, the teams combined for 868 yards (481 by New England) and the game also featured the highest scoring quarter (combined 37 points in the fourth). Vinatieri missed a 31-yard field goal on the Patriots' first possession, and had a 36-yard attempt blocked by Shane Burton with 6:00 left in the second quarter. But three plays later, Mike Vrabel sacked Jake Delhomme and forced him to fumble. Richard Seymour recovered at the Panthers' 20, and a 12-yard scramble by Tom Brady on third-and-7 set up his 5-yard touchdown pass to Deion Branch with 3:05 left in the first half. The Panthers responded with an 8-play, 95-yard drive capped by Delhomme's 39-yard perfectly placed touchdown pass to Steve Smith with 1:07 left in the half. Delhomme beat the blitz by lofting the pass deep down the left sideline. Brady's 52-yard pass to Branch with 37 seconds left in the half set up David Givens' 5-yard touchdown catch with 18 seconds left. New England squibbed the ensuing kickoff and Kris Mangum returned it 12 yards to the Panthers' 47. A 21-yard run by Stephen Davis set up John Kasay's 50-yard field goal as the half expired for a 14-10 New England lead. Neither team scored in the third quarter, but Antowain Smith's 2-yard touchdown run two plays into the final quarter capped a 71-yard drive and gave the Patriots a 21-10 lead. Undaunted, Carolina scored on its next two possessions. First, Delhomme completed passes of 18 and 22 yards to Smith to set up DeShaun Foster's 33-yard touchdown run to cut the deficit to 21-16 with 12:39 to play. Carolina went for the 2-point conversion, but Delhomme's pass was incomplete. New England marched to the Panthers' 9 with the ensuing kickoff, but Reggie Howard intercepted Brady's third-and-goal pass in the end zone. Two plays later, Delhomme rolled left and fired a Super Bowl-record 85-yard touchdown pass to Muhammad for a 22-21 lead with 6:53 left. Once again, the Panthers went for 2 points and Delhomme's pass was incomplete. New England drove 68 yards on its next possession, with Givens catching a 25-yard pass and 18-yard pass on third-and-9, to set up Brady's 1-yard touchdown pass to Vrabel, who was lined up as a tight end. A direct snap to Kevin Faulk resulted in a 2-point conversion for a 29-22 lead with 2:51 left. Delhomme completed passes of 19 yards to Muhammad and 31 yards to Ricky Proehl before finding Proehl from 12 yards with the tying touchdown with 1:08 remaining. Kasay's ensuing kickoff went out of bounds, giving New England the ball at their own 40. Five plays later, faced with third-and-3 from

the Panthers' 40 with 14 seconds left, Brady fired a 17-yard pass to Branch to set up Vinatieri's Super Bowl-winning 41-yard field goal. Brady, who was named the Super Bowl most valuable player for the second time in his career, was 32 of 48 for 354 yards and 3 touchdowns, with 1 interception. Branch had 10 receptions for 143 yards. Delhomme was 16 of 33 for 323 yards and 3 touchdowns, and Muhammad had 4 catches for 140 yards.

**Carolina (NFC)** 0 10 0 19 — 29  
**New England (AFC)** 0 14 0 18 — 32

NE — Branch 5 pass from Brady (Vinatieri kick) (3:05)  
Car — Smith 39 pass from Delhomme (Kasay kick) (1:07)  
NE — Givens 5 pass from Brady (Vinatieri kick) (0:18)  
Car — FG Kasay 50 (0:00)  
NE — Smith 2 run (Vinatieri kick) (14:49)  
Car — Foster 33 run (pass failed) (12:39)  
Car — Muhammad 85 pass from Delhomme (pass failed) (6:53)  
NE — Vrabel 1 pass from Brady (Faulk run) (2:51)  
Car — Proehl 12 pass from Delhomme (Kasay kick) (1:08)  
NE — FG Vinatieri 41 (0:04)

### SUPER BOWL XXXVII

Qualcomm Stadium, San Diego, CA  
January 26, 2003, Attendance: 67,603  
**TAMPA BAY 48, OAKLAND 21**—The Buccaneers' defense intercepted 5 passes, 3 of which were returned for touchdowns, and recorded 5 sacks as Tampa Bay scored 34 unanswered points en route to its first Super Bowl victory. Charles Woodson intercepted Brad Johnson three plays into the game to give Oakland the ball at the Buccaneers' 36. But Simeon Rice sacked Rich Gannon on third down to force the Raiders to settle for Sebastian Janikowski's 40-yard field goal. On their next nine possessions, the Raiders registered just 2 first downs and did not run a play inside the Buccaneers' 40 as Tampa Bay scored the next 34 points. The Buccaneers answered Janikowski's field goal with Martin Gramatica's 31-yard boot to tie the game. An interception by Dexter Jackson set up Gramatica's go-ahead field goal early in the second quarter. Midway through the second quarter, a 25-yard punt return by Karl Williams and a 19-yard run by Michael Pittman led to Mike Alstott's 2-yard touchdown run. Late in the half, the Buccaneers drove 77 yards, aided by 3 defensive penalties and pass receptions of 16 and 12 yards by Alstott, to set up Brad Johnson's 5-yard touchdown pass to Keenan McCardell with 30 seconds left in the half, which gave Tampa Bay a 20-3 lead. With their first possession of the second half, the Buccaneers put together a 14-play, 89-yard drive that consumed 7:52 and was culminated by Johnson's 8-yard scoring toss to McCardell. Two plays later, Dwight Smith intercepted Gannon's pass and returned it 44 yards for

a touchdown and a 34-3 lead with 4:47 left in the third quarter. Tampa Bay scored 4 touchdowns in a span of 16:37. Jerry Porter's 39-yard touchdown catch in the back of the end zone made it 34-9. Less than three minutes later, Tim Johnson blocked Tom Tupa's punt. Eric Johnson caught the ball and dove into the end zone for a touchdown to cut the deficit to 34-15 with 14:16 remaining. The Buccaneers drove deep downfield again, but Tupa mishandled the snap for a field-goal attempt, allowing the Raiders to regain possession. Gannon hit Jerry Rice with a 48-yard touchdown pass with 6:06 left to trim the lead to 34-21. A 9-yard pass by Johnson to Alstott on third-and-7 allowed Tampa Bay to take another two minutes off the clock before Tupa punted with 2:44 remaining. On third-and-18 from the Raiders' 29, Derrick Brooks intercepted Gannon's pass and raced 44 yards down the left sideline for a touchdown with 1:18 remaining to give Tampa Bay a commanding 41-21 lead. Smith intercepted a tipped pass and returned it 50 yards for a touchdown with two seconds left to finish the scoring. Johnson was 18 of 34 for 215 yards and 2 touchdowns, with 1 interception. Pittman had 29 carries for 124 yards. Gannon was 24 of 44 for 272 yards and 2 touchdowns, with a Super Bowl record 5 interceptions. Jackson, who had the first 2 interceptions, 1 of which led to the go-ahead field goal, was named the game's most valuable player.

**Oakland (AFC)** 3 0 6 12 — 21  
**Tampa Bay (NFC)** 3 17 14 14 — 48

Oak — FG Janikowski 40 (10:40)  
TB — FG Gramatica 31 (7:51)  
TB — FG Gramatica 43 (11:16)  
TB — Alstott 2 run (Gramatica kick) (6:24)  
TB — McCardell 5 pass from B. Johnson (Gramatica kick) (0:30)  
TB — McCardell 8 pass from B. Johnson (Gramatica kick) (5:30)  
TB — D. Smith 44 interception return (Gramatica kick) (4:47)  
Oak — Porter 39 pass from Gannon (pass failed) (2:14)  
Oak — E. Johnson 13 return of blocked punt (pass failed) (14:16)  
Oak — Rice 48 pass from Gannon (pass failed) (6:06)  
TB — Brooks 44 interception return (Gramatica kick) (1:18)  
TB — D. Smith 50 interception return (Gramatica kick) (0:02)

### SUPER BOWL XXXVI

Louisiana Superdome, New Orleans, LA  
February 3, 2002, Attendance: 72,922  
**NEW ENGLAND 20, ST. LOUIS 17**—Adam Vinatieri's 48-yard field goal as time expired gave the New England Patriots their first Super Bowl title. The Rams outgained the Patriots 427-267 in total yards, but the Patriots forced 3 turnovers, which resulted in 17 points, while committing no turnovers. Jeff Wilkins' 50-yard field goal capped a 10-play, 48-yard drive midway through the first quar-

## SUPER BOWL SUMMARIES

ter to give the Rams a 3-0 lead. The first turnover came with 8:49 left in the second quarter, when Ty Law stepped in front of an out-pattern pass intended for Isaac Bruce and raced 47 yards untouched down the left sideline into the end zone. Late in the first half, Kurt Warner completed a 15-yard pass to Ricky Proehl to the Patriots' 40, but Antwan Harris forced Proehl to fumble and Terrell Buckley recovered. Five plays later, Tom Brady's 8-yard touchdown pass to David Patten with 31 seconds left in the quarter gave New England a 14-3 halftime lead. Late in the third quarter, Torry Holt slipped coming off the line of scrimmage, and Otis Smith intercepted Warner's pass and returned it 30 yards to the Rams' 33 to set up Vinatieri's 37-yard field goal and a 17-3 lead. The Rams responded by driving to the Patriots' 3. On fourth-and-goal, Warner scrambled, was tackled by Roman Phifer, and fumbled. Tebucky Jones picked up the ball and raced the length of the field for an apparent touchdown, but the play was negated by Willie McGinest's holding penalty. Warner scored two plays later to trim the deficit to 17-10 with 9:31 left. The Patriots went three and out on their next two possessions, giving the Rams the ball on their 45-yard-line with 1:51 left. Warner completed an 18-yard pass to Az-Zahir Hakim and an 11-yard pass to Yo Murphy before connecting on a 26-yard touchdown pass to Proehl with 1:30 left to tie the game. Operating without any time outs, Brady completed 3 short passes to J.R. Redmond to reach the Patriots' 41 with 33 seconds left. After an incomplete, Brady completed 23- and 16-yard passes to Troy Brown and Jermaine Wiggins, respectively, to reach the Rams' 30, and then spiked the ball with 7 seconds remaining. Vinatieri drilled the 48-yard field-goal attempt, marking the first time in Super Bowl history the game had been won on the final play. Brady, who earned most valuable player honors, was 16 of 27 for 145 yards and 1 touchdown. Warner was 28 of 44 for 365 yards and 1 touchdown, with 2 interceptions.

**St. Louis (NFC)** 3 0 0 14 — 17  
**New England (AFC)** 0 14 3 3 — 20  
**StL** — FG Wilkins 50 (3:10)  
**NE** — Law 47 interception return (Vinatieri kick) (8:49)  
**NE** — Patten 8 pass from Brady (Vinatieri kick) (0:31)  
**NE** — FG Vinatieri 37 (1:18)  
**StL** — Warner 2 run (Wilkins kick) (9:31)  
**StL** — Proehl 26 pass from Warner (Wilkins kick) (1:30)  
**NE** — FG Vinatieri 48 (0:00)

### SUPER BOWL XXXV

Raymond James Stadium, Tampa Bay, Florida  
 January 28, 2001, Attendance: 71,921

**BALTIMORE 34, N.Y. GIANTS 7**—The Ravens' defense completed a dominating season by permitting just 152 yards, forcing 5 turnovers, recording 4 sacks, and not allowing an offensive touchdown en route to

the franchise's first Super Bowl victory. Jermaine Lewis' punt return into Giants' territory midway through the first quarter was followed two plays later by Trent Dilfer's 38-yard touchdown pass to Brandon Stokley, which gave the Ravens a 7-0 lead. Early in the second quarter, Jessie Armstead intercepted a short pass by Dilfer and returned it 43 yards for a touchdown, but the play was nullified by a penalty. Dilfer's 36-yard pass to Qadry Ismail in the second quarter set up Matt Stover's 47-yard field goal with 1:48 left in the half. Tiki Barber's 27-yard run gave the Giants their deepest penetration of the game, to the Ravens' 29, but Chris McAlister intercepted Kerry Collins' pass on the next play to preserve a 10-0 lead. In the third quarter, Duane Starks stepped in front of Amani Toomer and intercepted Collins' pass. Starks returned it 49 yards untouched for a 17-0 lead. The Giants immediately cut the lead to 10 points when Ron Dixon returned the ensuing kickoff 97 yards for a touchdown. However, Jermaine Lewis then matched Dixon's kickoff return as he cut across the field and raced 84 yards for a 24-7 lead with 3:13 left in the third quarter. The 3 touchdowns in 36 seconds were a Super Bowl record. The Giants gained just 1 first down on their final four possessions. Jamal Lewis' 3-yard touchdown run midway through the fourth quarter gave Baltimore a 31-7 lead, and Robert Bailey recovered Dixon's fumble on the ensuing kickoff return to set up Stover's 34-yard field goal with 5:27 remaining to finish the scoring. Dilfer completed 12 of 25 passes for 153 yards and 1 touchdown. Jamal Lewis had 27 carries for 102 yards. Collins was 15 of 39 for 112 yards, with 4 interceptions. Ray Lewis was named Super Bowl most valuable player.

**Baltimore (AFC)** 7 3 14 10 — 34  
**N.Y. Giants (NFC)** 0 0 7 0 — 7  
**Bal** — Stokley 38 pass from Dilfer (Stover kick) (6:50)  
**Bal** — FG Stover 47 (1:41)  
**Bal** — Starks 49 interception return (Stover kick) (3:49)  
**NYG** — Dixon 97 kickoff return (Daluiso kick) (3:31)  
**Bal** — Je. Lewis 84 kickoff return (Stover kick) (3:13)  
**Bal** — Ja. Lewis 3 run (Stover kick) (8:45)  
**Bal** — FG Stover 34 (5:27)

### SUPER BOWL XXXIV

Georgia Dome, Atlanta, Georgia  
 January 30, 2000, Attendance: 72,625

**ST. LOUIS 23, TENNESSEE 16**—Mike Jones tackled Kevin Dyson at the 1-yard line as time expired, preserving the Rams' first-ever Super Bowl title. The Rams drove inside the Titans' 20 with each of their first six possessions, but compiled just 3 field goals and 1 touchdown to take a 16-0 lead. Holder Mike Horan's bobbled snap averted a 35-yard field-goal attempt to conclude the Rams' first drive. The Titans responded with a 42-yard drive, their longest of the half, but

Al Del Greco missed a 47-yard attempt. Jeff Wilkins added 3 field goals and missed a 34-yard attempt while the Titans did not threaten the rest of the half, giving the Rams a 9-0 lead at intermission despite out-gaining the Titans in total yards (294-89). Tennessee drove 43 yards with the second half's opening kickoff, but Todd Lyght blocked Del Greco's 47-yard attempt to keep the Titans off the board. Kurt Warner's 31-yard pass to Isaac Bruce keyed the ensuing drive that was capped by Warner's 9-yard touchdown pass to Torry Holt with 7:20 left in the third quarter to give the Rams a 16-0 lead. The Titans responded with touchdown drives in excess of seven minutes on each of their next two possessions. Steve McNair's 23-yard scramble set up Eddie George's 1-yard run in the final minute of the third quarter. McNair's 2-point conversion pass to Frank Wycheck was incomplete, but the Titans' defense forced a punt and the offense drove 79 yards in 13 plays, highlighted by 21-yard passes from McNair to Isaac Byrd and Jackie Harris, and capped by George's 2-yard run to cut the deficit to 16-13 with 7:21 remaining. The Rams once again failed to get a first down, and following a punt, the Titans needed just 28 yards to set up Del Greco's game-tying 43-yard kick with 2:12 left. On the next play from scrimmage, Warner fired a deep pass down the right sideline to Bruce, who caught the ball at the Titans' 38, cut toward the inside, and outran the defense to the end zone to give the Rams a 23-16 lead with 1:54 left. The Titans drove downfield, and McNair avoided a sack and completed a 16-yard pass to Kevin Dyson at the Rams' 10 with six seconds remaining. With no time-outs, McNair attempted a quick pass to a slanting Dyson, who caught the ball in stride at the Rams' 3. However, Jones reacted quickly and stepped up to tackle Dyson at the 1-yard line as time expired. Warner, who was named the game's most valuable player, was 24 of 45 for a Super Bowl-record 414 yards and 2 touchdowns. Bruce had 6 catches for 162 yards, and Holt had 7 for 109 yards. McNair was 22 of 36 for 214 yards. The Titans were the first team in Super Bowl history to come back from a 16-point deficit.

**St. Louis (NFC)** 3 6 7 7 — 23  
**Tennessee (AFC)** 0 0 6 10 — 16  
**StL** — FG Wilkins 27 (3:00)  
**StL** — FG Wilkins 29 (4:16)  
**StL** — FG Wilkins 28 (0:15)  
**StL** — Holt 9 pass from Warner (Wilkins kick) (3:59)  
**Ten** — George 1 run (pass failed) (0:14)  
**Ten** — George 2 run (Del Greco kick) (7:21)  
**Ten** — FG Del Greco 43 (2:12)  
**StL** — Bruce 73 pass from Warner (Wilkins kick) (1:54)

## SUPER BOWL SUMMARIES

### SUPER BOWL XXXIII

Pro Player Stadium, South Florida  
January 31, 1999, Attendance: 74,803

**DENVER 34, ATLANTA 19**—John Elway, in his last game, passed for 336 yards and ran for a touchdown to earn most valuable player honors as the Broncos became the first AFC team to win consecutive Super Bowls since the Steelers won XIII and XIV. A 25-yard pass interference penalty on Ray Crockett assisted the Falcons' nine-play, 48-yard game-opening drive that was capped by Morten Andersen's 32-yard field goal. Elway's 41-yard pass to Rod Smith kept alive Denver's ensuing drive and led to Howard Griffith's 1-yard touchdown run. Ronnie Bradford's interception and return to the Broncos' 35 late in the first quarter gave Atlanta excellent field position. However, Jamal Anderson was stopped for no gain on third-and-1 and thrown for a 2-yard loss on fourth down. Denver capitalized on its defensive effort with Jason Elam's 26-yard field goal. The Falcons responded by driving to the Broncos' 8, but Andersen's 26-yard field-goal attempt sailed wide right and on the next play, Elway fired an 80-yard touchdown pass to Smith to turn a possible 10-6 game into a 17-3 Broncos lead. Andersen's 28-yard field goal and 2 misses by Elam on the Broncos' first two second-half possessions gave Atlanta an opportunity to climb back into the game. However, Darrien Gordon dashed the Falcons' hopes with interceptions on consecutive possessions inside the Broncos' 20 to stop drives and set up Broncos touchdowns. Gordon returned the first interception, on a tipped pass, 58 yards to the Falcons' 24 to set up Griffith's second touchdown five plays later, and picked the second pass off at the Broncos' 2 and returned it 50 yards. Terrell Davis turned a short pass into a 39-yard gain, and Elway scored two plays later to give Denver a 31-6 lead. Tim Dwight returned the ensuing kickoff for a touchdown, and, after a field goal by Elam, the Falcons' offense scored with 2:04 remaining on Chandler's 3-yard pass to Terance Mathis. Byron Chamberlain recovered the ensuing onside kick, but Tyrone Braxton recovered Anderson's fumble at the Falcons' 33 with 1:30 remaining to ice the game. The Falcons drove inside the Broncos' 30 seven times, but tallied just 1 touchdown and 2 field goals, throwing 2 interceptions, missing 1 field goal, and turning the ball over 1 time on downs during the other possessions. Elway was 18 of 29 for 336 yards and 1 touchdown, with 1 interception. Davis had 25 carries for 102 yards. Smith had 5 receptions for 152 yards. Chandler was 19 of 35 for 219 yards and 1 touchdown, with 3 interceptions.

**Denver (AFC)** 7 10 0 17 — 34

**Atlanta (NFC)** 3 3 0 13 — 19

Atl — FG Andersen 32 (9:35)

Den — Griffith 1 run (Elam kick) (3:55)

Den — FG Elam 26 (9:17)

Den — R. Smith 80 pass from Elway (Elam kick) (4:54)

Atl — FG Andersen 28 (2:25)

Den — Griffith 1 run (Elam kick) (14:56)

Den — Elway 3 run (Elam kick) (11:20)

Atl — Dwight 94 kickoff return (Andersen kick) (11:01)

Den — FG Elam 37 (7:08)

Atl — Mathis 3 pass from Chandler (pass failed) (2:04)

### SUPER BOWL XXXII

Qualcomm Stadium, San Diego, California  
January 25, 1998, Attendance: 68,912

**DENVER 31, GREEN BAY 24**—Terrell Davis rushed for 157 yards and a Super Bowl-record 3 touchdowns to lead the Broncos to their first NFL championship and break the NFC's streak of Super Bowl victories at 13. The defending Super Bowl champion Packers took the opening kickoff and marched 76 yards in just over four minutes, scoring the first points on Brett Favre's 22-yard touchdown pass to Antonio Freeman. The Broncos responded with a 10-play, 58-yard drive capped by Davis' 1-yard run to tie the game. Tyrone Braxton intercepted Favre two plays later, and John Elway scored on a third-and-goal play to begin the second quarter. Steve Atwater forced Favre to fumble three plays later, and Neil Smith recovered at the Packers' 33. Jason Elam converted a 51-yard field goal, the second longest in Super Bowl history, to give the Broncos a 17-7 lead with 12:21 left in the half. After an exchange of punts, the Packers produced a 17-play, 95-yard drive that consumed 7:26 and finished with Favre's 6-yard touchdown pass to Mark Chmura on third-and-5 with 12 seconds left in the half. Tyrone Williams forced and recovered Davis' fumble at the Broncos' 26 on the first play from scrimmage in the second half. However, the Broncos' defense kept the Packers out of the end zone as Ryan Longwell's 27-yard field goal tied the game with 11:59 left in the third quarter. After another exchange of punts, Elway's 36-yard pass to Ed McCaffrey keyed a 13-play, 92-yard drive capped by Davis' 1-yard touchdown run with 34 seconds left in the third quarter. Tim McKyer recovered Freeman's fumble at the Packers' 22 on the ensuing kickoff return, giving the Broncos a golden opportunity, but Eugene Robinson intercepted Elway's pass in the end zone on the next play. Sparked by Robinson's play, the Packers took just four plays, three on passes to Freeman, to score the tying touchdown with 13:32 remaining. Each defense stiffened, forcing two punts, but the Broncos got great field position following Craig Hentrich's 39-yard punt to the Packers' 49 with 3:27 left and the score tied 24-24. Davis rushed for 2 yards on the first play, but Darrius Holland's 15-yard facemask penalty moved the ball to the Packers' 32. Elway threw a 23-yard pass to Howard Griffith two plays later, and after a holding penalty, Davis rushed 17 yards to the Packers' 1 with 1:47 left. After a timeout, Davis waltzed into the end zone to give Denver a 31-24 lead with 1:45 remaining. Freeman returned the kickoff 22 yards to the Broncos' 30, and Favre completed

22- and 13-yard screen passes to Dorsey Levens to reach the Broncos' 35 with 1:04 left. But after a 4-yard pass to Levens and incompletions to Freeman and Brooks, John Mobley knocked away Favre's pass to Chmura with 32 seconds left to give the Broncos the Vince Lombardi Trophy. Elway was 12 of 22 for 123 yards, with 1 interception. Favre was 25 of 42 for 256 yards and 1 touchdown, with 1 interception. Freeman had 9 receptions for 126 yards. Davis was named the game's most valuable player.

**Green Bay (NFC)** 7 7 3 7 — 24

**Denver (AFC)** 7 10 7 7 — 31

GB — Freeman 22 pass from Favre (Longwell kick) (10:58)

Den — Davis 1 run (Elam kick) (5:39)

Den — Elway 1 run (Elam kick) (14:55)

Den — FG Elam 51 (12:21)

GB — Chmura 6 pass from Favre (Longwell kick) (0:12)

GB — FG Longwell 27 (11:59)

Den — Davis 1 run (Elam kick) (0:34)

GB — Freeman 13 pass from Favre (Longwell kick) (13:32)

Den — Davis 1 run (Elam kick) (1:45)

### SUPER BOWL XXXI

Louisiana Superdome, New Orleans, LA  
January 26, 1997, Attendance: 72,301

**GREEN BAY 35, NEW ENGLAND 21**—Desmond Howard returned a kickoff 99 yards for a touchdown and Brett Favre passed for 2 touchdowns and ran for a score as the Packers won their first Super Bowl in twenty-nine years. Howard, en route to garnering the MVP trophy, equaled a Super Bowl record with 244 total return yards. It was Favre's arm that struck first, as he hit Andre Rison for a 54-yard touchdown pass on the Packers' second play from scrimmage to take a 7-0 lead. Two plays later Doug Evans made a diving interception of Drew Bledsoe's pass at the 28-yard line, setting up Chris Jacke's field goal and giving the Packers a 10-0 lead just 6:18 into the Super Bowl. The Patriots answered with touchdowns on their next two possessions. Craig Newsome's pass interference penalty set up the first touchdown and a 44-yard completion from Bledsoe to Terry Glenn preceding Ben Coates' touchdown gave New England its first and only lead. The 24 combined first quarter points were the most in Super Bowl history. Green Bay struck again 56 seconds into the second quarter as Favre hit Antonio Freeman with a Super Bowl-record 81-yard touchdown bomb. Jacke booted his second field goal on Green Bay's next possession. After a Mike Prior interception, Favre orchestrated a 74-yard, nearly 6-minute drive that concluded with a diving Favre touching the ball against the pylon to give Green Bay a 27-14 half-time lead. Curtis Martin brought the Patriots to within a score by running in from 18 yards out with 3:27 left in the third quarter. But Howard broke the Patriots' spirit by returning the ensuing kickoff a Super Bowl-record 99 yards. Favre found Mark Chmura for the 2-point conversion to finish the scoring.

## SUPER BOWL SUMMARIES

Bledsoe was intercepted twice in the fourth quarter as the Patriots never crossed mid-field in 4 fourth-quarter possessions. Reggie White set a Super Bowl record with 3 sacks. Favre completed 14 of 27 passes for 246 yards, with no interceptions. Bledsoe completed 11 more passes than Favre, but for just 7 more yards, and threw 4 interceptions.

**New England (AFC)** 14 0 7 0 — 21

**Green Bay (NFC)** 10 17 8 0 — 35

GB — Rison 54 pass from Favre (Jacke kick) (11:28)

GB — FG Jacke 37 (8:42)

NE — Byars 1 pass from Bledsoe (Vinatieri kick) (6:35)

NE — Coates 4 pass from Bledsoe (Vinatieri kick) (2:33)

GB — Freeman 81 pass from Favre (Jacke kick) (14:04)

GB — FG Jacke 31 (8:15)

GB — Favre 2 run (Jacke kick) (1:11)

NE — Martin 18 run (Vinatieri kick) (3:27)

GB — Howard 99 kickoff return (Chmura pass from Favre) (3:10)

### SUPER BOWL XXX

Sun Devil Stadium, Tempe, Arizona

January 28, 1996, Attendance: 76,347

**DALLAS 27, PITTSBURGH 17**—Cornerback Larry Brown's 2 interceptions led to 14 second-half points and helped lift the Cowboys to their third Super Bowl victory in the last four seasons and their record-tying fifth title overall. Brown's interceptions foiled the comeback efforts of the Steelers, and earned him the Pete Rozelle Trophy as the game's most valuable player. Dallas scored on each of its first three possessions, taking a 13-0 lead on Troy Aikman's 3-yard touchdown pass to Jay Novacek and a pair of field goals by Chris Boniol. Neil O'Donnell's 6-yard touchdown pass to Yancey Thigpen 13 seconds before halftime pulled Pittsburgh within 6 points, and the Steelers had the ball near midfield midway through the third quarter. But O'Donnell's third-down pass was intercepted by Brown at the Cowboys' 38-yard line, and his 44-yard return carried to Pittsburgh's 18. After Aikman's 17-yard completion to Michael Irvin, Emmitt Smith ran 1 yard for the touchdown that put Dallas ahead again by 13 points. The Steelers rallied, though, behind Norm Johnson's 46-yard field goal, a successful surprise outside kick, and Byron (Bam) Morris' 1-yard touchdown run with 6:36 to play in the game. And when they forced a punt and took possession at their own 32-yard line trailing only 20-17 with 4:15 remaining, it appeared they might have a chance to break the NFC's recent domination in the Super Bowl. But on second down, Brown struck again, intercepting O'Donnell's pass at the 39 and returning it 33 yards to the 6. Two plays later, Smith barreled over from 4 yards out for the clinching touchdown with 3:43 to go. Pittsburgh limited the Cowboys' powerful running game to only 56 yards and

enjoyed a whopping 201-61 advantage in total yards in the second half, but could not overcome the 3 interceptions (another came on the game's final play) thrown by O'Donnell, the NFL's career leader for fewest interceptions per pass attempt. In all, O'Donnell completed 28 of 49 passes for 239 yards. Morris rushed for a game-high 73 yards on 19 carries. For Dallas, Aikman completed 15 of 23 pass attempts for 209 yards. The Cowboys' victory was the twelfth in a row for NFC teams over AFC teams in the Super Bowl.

**Dallas (NFC)** 10 3 7 7 — 27

**Pittsburgh (AFC)** 0 7 0 10 — 17

Dal — FG Boniol 42 (12:05)

Dal — Novacek 3 pass from Aikman (Boniol kick) (5:23)

Dal — FG Boniol 35 (6:03)

Pit — Thigpen 6 pass from O'Donnell (N. Johnson kick) (0:13)

Dal — E. Smith 1 run (Boniol kick) (6:42)

Pit — FG N. Johnson 46 (11:20)

Pit — Morris 1 run (N. Johnson kick) (6:36)

Dal — E. Smith 4 run (Boniol kick) (3:43)

### SUPER BOWL XXIX

Joe Robbie Stadium, South Florida

January 29, 1995, Attendance: 74,107

**SAN FRANCISCO 49, SAN DIEGO 26**—Steve Young passed for a record 6 touchdowns, and the 49ers became the first team to win five Super Bowls when they routed the Chargers. Young, the game's most valuable player, directed an explosive offense that generated 7 touchdowns, 28 first downs, and 455 total yards. He completed 24 of 36 passes for 325 yards, and broke the record of 5 touchdown passes set by former 49ers quarterback Joe Montana in Super Bowl XXIV. San Francisco wasted little time scoring, taking the lead for good on Young's 44-yard touchdown pass to Jerry Rice only three plays and 1:24 into the game. The next time they had the ball, the 49ers marched 79 yards in four plays, taking a 14-0 lead when Young teamed with running back Ricky Watters on a 51-yard touchdown pass with 10:05 still to play in the opening period. San Diego then put together its most impressive possession of the game, a 13-play, 78-yard drive that consumed more than 7 minutes and was capped by Natrone Means' 1-yard touchdown run, to cut its deficit to 14-7 late in the quarter. But San Francisco countered with a 70-yard drive of its own, and Young's 5-yard touchdown pass to fullback William Floyd made it 21-7. Young's fourth touchdown pass of the half, 8 yards to Watters 4:44 before halftime, increased the advantage to 28-7, and the Chargers could get no closer than 18 points after that. Watters, who ran 9 yards for a touchdown in the third quarter, equaled the Super Bowl record with 3 touchdowns. Rice also scored 3 touchdowns (the second time in his career he'd done that in a Super

Bowl) while catching 10 passes for 149 yards. He established career records for receptions, yards, and touchdowns in a Super Bowl. Young, who scrambled 21 yards and 15 yards to set up touchdowns in the first half, was the game's leading rusher with 49 yards on 5 carries. San Diego's Means, who rushed for 1,350 yards during the regular season, was limited to 33 yards on 13 attempts. Chargers quarterback Stan Humphries completed 24 of 49 passes for 275 yards. Rookie Andre Coleman became only the third player in Super Bowl history to return a kickoff for a touchdown, going 98 yards in the third quarter. The 75 points scored by the two teams established another record, breaking the previous mark of 69 set in Dallas' 52-17 victory over Buffalo in XXVII. The 49ers' victory was the eleventh straight for NFC teams over AFC teams in the Super Bowl.

**San Diego (AFC)** 7 3 8 8 — 26

**San Francisco (NFC)** 14 14 14 7 — 49

SF — Rice 44 pass from S. Young (Brien kick) (13:36)

SF — Watters 51 pass from S. Young (Brien kick) (10:05)

SD — Means 1 run (Carney kick) (2:44)

SF — Floyd 5 pass from S. Young (Brien kick) (13:02)

SF — Watters 8 pass from S. Young (Brien kick) (4:44)

SD — FG Carney 31 (1:44)

SF — Watters 9 run (Brien kick) (9:35)

SF — Rice 15 pass from S. Young (Brien kick) (3:18)

SD — Coleman 98 kickoff return (Seay pass from Humphries) (3:01)

SF — Rice 7 pass from S. Young (Brien kick) (13:49)

SD — Martin 30 pass from Humphries (Pupunu pass from Humphries) (2:25)

### SUPER BOWL XXVIII

Georgia Dome, Atlanta, Georgia

January 30, 1994, Attendance: 72,817

**DALLAS 30, BUFFALO 13**—Emmitt Smith rushed for 132 yards and 2 second-half touchdowns to power the Cowboys to their second consecutive NFL title. By winning, Dallas joined San Francisco and Pittsburgh as the only franchises with four Super Bowl victories. The Bills, meanwhile, extended a dubious string by losing in the Super Bowl for the fourth consecutive year. To win, the Cowboys had to rally from a 13-6 halftime deficit. Buffalo had forged its lead on Thurman Thomas' 4-yard touchdown run and a pair of field goals by Steve Christie, including a 54-yard kick, the longest in Super Bowl history. But just 55 seconds into the second half, Thomas was stripped of the ball by Dallas defensive tackle Leon Lett. Safety James Washington recovered and weaved his way 46 yards for a touchdown to tie the game at 13-13. After forcing the Bills to punt, the Cowboys began their next possession on their 36-yard line and Smith,

## SUPER BOWL SUMMARIES

the game's most valuable player, took over. He carried 7 times for 61 yards on the ensuing 8-play, 64-yard drive, capping the march with a 15-yard touchdown run to give Dallas the lead for good with 8:42 remaining in the third quarter. Early in the fourth quarter, Washington intercepted Jim Kelly's pass and returned it 12 yards to Buffalo's 34. A penalty moved the ball back to the 39, but Smith carried twice for 10 yards and caught a screen pass for 9, and quarterback Troy Aikman completed a 16-yard pass to Alvin Harper to give the Cowboys a first-and-goal at the 6. Smith took it from there, cracking the end zone on fourth-and-goal from the 1 to put Dallas ahead 27-13 with 9:50 remaining. Eddie Murray's third field goal, from 20 yards with 2:50 left, ended any doubt about the game's outcome. Smith had 30 carries in all, with 19 of his attempts and 92 yards coming after intermission. Washington, normally a reserve who played most of the game because the Cowboys used five defensive backs to combat the Bills' No-Huddle offense, had 11 tackles and forced another fumble by Thomas in the first quarter. Aikman completed 19 of 27 passes for 207 yards. Buffalo's Kelly completed a Super Bowl-record 31 passes in 50 attempts for 260 yards. Dallas, the first team in NFL history to begin the regular season 0-2 and go on to win the Super Bowl, also became the fifth to win back-to-back titles, following Green Bay, Miami, Pittsburgh (the Steelers did it twice), and San Francisco. Buffalo became the third team, along with Minnesota and Denver, to lose four Super Bowls. The Cowboys' victory was the tenth in succession for the NFC over the AFC.

<b>Dallas (NFC)</b>	6	0	14	10	—	30
<b>Buffalo (AFC)</b>	3	10	0	0	—	13
Dal	—	FG Murray	41	(12:41)		
Buf	—	FG Christie	54	(10:19)		
Dal	—	FG Murray	24	(3:55)		
Buf	—	Thomas	4 run	(Christie kick)		
				(12:26)		
Buf	—	FG Christie	28	(0:00)		
Dal	—	Washington	46 fumble return	(Murray kick)		
				(14:05)		
Dal	—	E. Smith	15 run	(Murray kick)		
				(8:42)		
Dal	—	E. Smith	1 run	(Murray kick)		
				(9:50)		
Dal	—	FG Murray	20	(2:50)		

### SUPER BOWL XXVII

Rose Bowl, Pasadena, California  
January 31, 1993, Attendance: 98,374  
**DALLAS 52, BUFFALO 17**—Troy Aikman passed for 4 touchdowns, Emmitt Smith rushed for 108 yards, and the Cowboys converted 9 turnovers into 35 points while coasting to the victory. Dallas' win was its third in its record sixth Super Bowl appearance; the Bills became the first team to drop three in succession. Buffalo led 7-0 until the first 2 of its record number of turnovers helped the Cowboys take the lead for good late in the opening quarter. First, Dallas safety James Washington intercepted Jim Kelly's pass and returned it 13 yards to the

Bills' 47, setting up Aikman's 23-yard touchdown pass to tight end Jay Novacek with 1:36 remaining in the period. On the next play from scrimmage, Kelly was sacked by Charles Haley and fumbled at the Bills' 2-yard line where the Cowboys' Jimmie Jones picked up the loose ball and ran 2 yards for a touchdown. Dallas, which recovered 5 fumbles and intercepted 4 passes, struck just as quickly late in the first half, when Aikman tossed 19- and 18-yard touchdown passes to Michael Irvin 18 seconds apart to give the Cowboys a 28-10 lead at intermission. The second score was set up when Bills running back Thurman Thomas lost a fumble at his 19-yard line. Buffalo scored for the last time when backup quarterback Frank Reich, playing because Kelly was injured while attempting to pass midway through the second quarter, threw a 40-yard touchdown pass to Don Beebe on the final play of the third period to trim the deficit to 31-17. But Dallas put the game out of reach by scoring three times in a span of 2:33 of the fourth quarter. Aikman, the game's most valuable player, completed 22 of 30 passes for 273 yards. The victory was the ninth in succession for the NFC over the AFC.

<b>Buffalo (AFC)</b>	7	3	7	0	—	17
<b>Dallas (NFC)</b>	14	14	3	21	—	52
Buf	—	Thomas	2 run	(Christie kick)		
				(10:00)		
Dal	—	Novacek	23 pass from			
				Aikman (Elliott kick)		
				(1:36)		
Dal	—	J. Jones	2 fumble recovery			
				return (Elliott kick)		
				(1:21)		
Buf	—	FG Christie	21	(3:24)		
Dal	—	Irvin	19 pass from			
				Aikman (Elliott kick)		
				(1:54)		
Dal	—	Irvin	18 pass from			
				Aikman (Elliott kick)		
				(1:36)		
Dal	—	FG Elliott	20	(8:21)		
Buf	—	Beebe	40 pass from			
				Reich (Christie kick)		
				(0:00)		
Dal	—	Harper	45 pass from			
				Aikman (Elliott kick)		
				(10:04)		
Dal	—	E. Smith	10 run	(Elliott kick)		
				(8:12)		
Dal	—	Norton	9 fumble recovery return			
				(Elliott kick)		
				(7:31)		

### SUPER BOWL XXVI

Metrodome, Minneapolis, Minnesota  
January 26, 1992, Attendance: 63,130  
**WASHINGTON 37, BUFFALO 24**—Mark Rypien passed for 292 yards and 2 touchdowns as the Redskins overwhelmed the Bills to win their third Super Bowl in the past 10 years. Rypien, the game's most valuable player, completed 18 of 33 passes, including a 10-yard scoring strike to Earnest Byner and a 30-yard touchdown to Gary Clark. The latter came late in the third quarter after Buffalo had trimmed a 24-0 deficit to 24-10, and effectively put the game out of reach. Washington went on to lead by as much as 37-10 before the Bills made it close with a pair of touchdowns in the final six minutes. Though the Redskins struggled early, converting their first three drives inside the Bills' 20-yard line into only 3

points, they built a 17-0 halftime lead. And they made it 24-0 just 16 seconds into the second half, after Kurt Gouveia intercepted Buffalo quarterback Jim Kelly's pass on the first play of the third quarter and returned it 23 yards to the Bills' 2. One play later, Gerald Riggs scored his second touchdown of the game to make it 24-0. Kelly, forced to bring Buffalo from behind, completed 28 of a Super Bowl-record 58 passes for 275 yards and 2 touchdowns, but was intercepted 4 times. Bills running back Thurman Thomas, who had an AFC-high 1,407 yards rushing and an NFL-best 2,038 total yards from scrimmage during the regular season, ran for only 13 yards on 10 carries and was limited to 27 yards on 4 receptions. Clark had 7 catches for 114 yards and Art Monk added 7 for 113 for the Redskins, who amassed 417 yards of total offense while limiting the explosive Bills to 283. Washington's Joe Gibbs became only the third head coach to win three Super Bowls.

<b>Washington (NFC)</b>	0	17	14	6	—	37
<b>Buffalo (AFC)</b>	0	0	10	14	—	24
Was	—	FG Lohmiller	34	(13:02)		
Was	—	Byner	10 pass from			
				Rypien (Lohmiller kick)		
				(9:54)		
Was	—	Riggs	1 run	(Lohmiller kick)		
				(7:17)		
Was	—	Riggs	2 run	(Lohmiller kick)		
				(14:44)		
Buf	—	FG Norwood	21	(11:59)		
Buf	—	Thomas	1 run	(Norwood kick)		
				(5:58)		
Was	—	Clark	30 pass from			
				Rypien (Lohmiller kick)		
				(1:24)		
Was	—	FG Lohmiller	25	(14:54)		
Was	—	FG Lohmiller	39	(11:36)		
Buf	—	Metzelaars	2 pass from			
				Kelly (Norwood kick)		
				(5:59)		
Buf	—	Beebe	4 pass from			
				Kelly (Norwood kick)		
				(3:55)		

### SUPER BOWL XXV

Tampa Stadium, Tampa Bay, Florida  
January 27, 1991, Attendance: 73,813  
**NEW YORK GIANTS 20, BUFFALO 19**—The NFC champion New York Giants won their second Super Bowl in five years with a 20-19 victory over AFC titlist Buffalo. New York, employing its ball-control offense, had possession for 40 minutes, 33 seconds, a Super Bowl record. The Bills, who scored 95 points in their previous two playoff games leading to Super Bowl XXV, had the ball for less than eight minutes in the second half and just 19:27 for the game. Fourteen of New York's 73 plays came on its initial drive of the third quarter, which covered 75 yards and consumed a Super Bowl-record 9:29 before running back Ottis Anderson ran 1 yard for a touchdown. Giants quarterback Jeff Hostetler kept the long drive going by converting three third-down plays—an 11-yard pass to running back David Meggett on third-and-eight, a 14-yard toss to wide receiver Mark Ingram on third-and-13, and a 9-yard pass to Howard Cross on third-and-four—to give New York a 17-12 lead in the third quarter.

## SUPER BOWL SUMMARIES

Buffalo jumped to a 12-3 lead midway through the second quarter before Hostetler completed a 14-yard scoring strike to wide receiver Stephen Baker to close the score to 12-10 at halftime. Buffalo's Thurman Thomas ran 31 yards for a touchdown on the opening play of the fourth quarter to help Buffalo recapture the lead 19-17. Matt Bahr's 21-yard field goal gave the Giants a 20-19 lead, but Buffalo's Scott Norwood had a chance to win the game with seconds remaining before his 47-yard field-goal attempt sailed wide right. Hostetler completed 20 of 32 passes for 222 yards and 1 touchdown. Anderson rushed 21 times for 102 yards and 1 touchdown to capture most-valuable-player honors. Thomas totaled 190 scrimmage yards, rushing 15 times for 135 yards and catching 5 passes for 55 yards.

**Buffalo (AFC)** 3 9 0 7 — 19

**N.Y. Giants (NFC)** 3 7 7 3 — 20

NYG — FG Bahr 28 (7:14)

Buf — FG Norwood 23 (5:51)

Buf — D. Smith 1 run (Norwood kick) (12:30)

Buf — Safety, B. Smith tackled Hostetler in end zone (8:27)

NYG — Baker 14 pass from Hostetler (Bahr kick) (0:25)

NYG — Anderson 1 run (Bahr kick) (5:31)

Buf — Thomas 31 run (Norwood kick) (14:52)

NYG — FG Bahr 21 (7:20)

### SUPER BOWL XXIV

Louisiana Superdome, New Orleans, LA  
January 28, 1990, Attendance: 72,919

**SAN FRANCISCO 55, DENVER 10**—NFC titlist San Francisco won its fourth Super Bowl championship with a 55-10 victory over AFC champion Denver. The 49ers, who also won Super Bowls XVI, XIX, and XXIII, tied the Pittsburgh Steelers for most Super Bowl victories. The Steelers captured Super Bowls IX, X, XIII, and XIV. San Francisco's 55 points broke the previous Super Bowl scoring mark of 46 points by Chicago in Super Bowl XX. San Francisco scored touchdowns on four of its six first-half possessions to hold a 27-3 lead at halftime. Interceptions by Michael Walter and Chet Brooks ended the Broncos' first two possessions of the second half. San Francisco quarterback Joe Montana was named the Super Bowl most valuable player for a record third time. Montana completed 22 of 29 passes for 297 yards and a Super Bowl-record 5 touchdowns. Jerry Rice, Super Bowl XXIII most valuable player, caught 7 passes for 148 yards and 3 touchdowns. The 49ers' domination included first downs (28 to 12), net yards (461 to 167), and time of possession (39:31 to 20:29).

**San Francisco (NFC)** 13 14 14 14 — 55

**Denver (AFC)** 3 0 7 0 — 10

SF — Rice 20 pass from Montana

(Cofer kick) (10:06)

Den — FG Treadwell 42 (6:47)

SF — Jones 7 pass from Montana

(kick failed) (0:03)

SF — Rathman 1 run (Cofer kick)

(7:15)

SF — Rice 38 pass from Montana

(Cofer kick) (0:34)

SF — Rice 28 pass from Montana

(Cofer kick) (12:48)

SF — Taylor 35 pass from Montana

(Cofer kick) (9:44)

Den — Elway 3 run (Treadwell kick)

(6:53)

SF — Rathman 3 run (Cofer kick)

(14:57)

SF — Craig 1 run (Cofer kick) (13:47)

### SUPER BOWL XXIII

Joe Robbie Stadium, South Florida

January 22, 1989, Attendance: 75,129

**SAN FRANCISCO 20, CINCINNATI 16**—NFC champion San Francisco captured its third Super Bowl of the 1980s by defeating AFC champion Cincinnati 20-16. The 49ers, who also won Super Bowls XVI and XIX, became the first NFC team to win three Super Bowls. Pittsburgh, with four Super Bowl titles (IX, X, XIII, and XIV), and the Oakland/Los Angeles Raiders, with three (XI, XV, and XVIII), lead AFC franchises. Even though San Francisco held an advantage in total net yards (453 to 229), the 49ers found themselves trailing the Bengals late in the game. With the score 13-13, Cincinnati took a 16-13 lead on Jim Breech's 40-yard field goal with 3:20 remaining. It was Breech's third field goal of the day, following earlier successes from 34 and 43 yards. The 49ers started their winning drive at their 8-yard line. Over the next 11 plays, San Francisco covered 92 yards with the decisive score coming on a 10-yard pass from quarterback Joe Montana to wide receiver John Taylor with 34 seconds remaining. At halftime, the score was 3-3, the first time in Super Bowl history the game was tied at intermission. After the teams traded third-period field goals, the Bengals jumped ahead 13-6 on Stanford Jennings' 93-yard kickoff return for a touchdown with 34 seconds remaining in the quarter. The 49ers didn't waste any time coming back as they covered 85 yards in four plays, concluding with Montana's 14-yard scoring pass to Jerry Rice 57 seconds into the final stanza. Rice was named the game's most valuable player after compiling 11 catches for a Super Bowl-record 215 yards. Montana completed 23 of 36 passes for a Super Bowl-record 357 yards and 2 touchdowns.

**Cincinnati (AFC)** 0 3 10 3 — 16

**San Francisco (NFC)** 3 0 3 14 — 20

SF — FG Cofer 41 (3:14)

Cin — FG Breech 34 (1:15)

Cin — FG Breech 43 (5:39)

SF — FG Cofer 32 (0:50)

Cin — Jennings 93 kickoff return

(Breech kick) (0:34)

SF — Rice 14 pass from Montana

(Cofer kick) (14:03)

Cin — FG Breech 40 (3:20)

SF — Taylor 10 pass from Montana

(Cofer kick) (0:34)

### SUPER BOWL XXII

San Diego Jack Murphy Stadium, San Diego, CA  
January 31, 1988, Attendance: 73,302

**WASHINGTON 42, DENVER 10**—NFC champion Washington won Super Bowl XXII and its second NFL championship of the 1980s with a 42-10 decision over AFC champion Denver. The Redskins, who also won Super Bowl XVII, enjoyed a record-setting second quarter en route to the victory. The Broncos broke in front 10-0 when quarterback John Elway threw a 56-yard touchdown pass to wide receiver Ricky Nattiel on the Broncos' first play from scrimmage. Following a Washington punt, Denver's Rich Karlis kicked a 24-yard field goal to cap a seven-play, 61-yard scoring drive. The Redskins then erupted for 35 points on five straight possessions in the second period and coasted thereafter. The 35 points established an NFL postseason mark for most points in a period. Redskins quarterback Doug Williams led the second-period explosion by passing for a Super Bowl record-tying 4 touchdowns, including 80- and 50-yard passes to wide receiver Ricky Sanders, a 27-yard toss to wide receiver Gary Clark, and an 8-yard pass to tight end Clint Didier. Washington scored 5 touchdowns in 18 plays with total time of possession of only 5:47. Overall, Williams completed 18 of 29 passes for 340 yards and was named the game's most valuable player. His pass-yardage total eclipsed the Super Bowl record of 331 yards by Joe Montana of San Francisco in Super Bowl XIX. Sanders ended with 193 yards on 9 catches, breaking the previous Super Bowl yardage record of 161 yards by Lynn Swann of Pittsburgh in Game X. Rookie running back Timmy Smith was the game's leading rusher with 22 carries for a Super Bowl-record 204 yards, breaking the previous mark of 191 yards by Marcus Allen of the Raiders in Game XVIII. Smith also scored twice on runs of 58 and 4 yards. Washington's 6 touchdowns and 602 total yards gained also set Super Bowl records. Redskins cornerback Barry Wilburn had 2 of the team's 3 interceptions, and strong safety Alvin Walton had 2 of Washington's 5 sacks.

**Washington (NFC)** 0 35 0 7 — 42

**Denver (AFC)** 10 0 0 0 — 10

Den — Nattiel 56 pass from Elway

(Karlis kick) (13:03)

Den — FG Karlis 24 (9:09)

Was — Sanders 80 pass from Williams

(Haji-Sheikh kick) (14:07)

Was — Clark 27 pass from Williams

(Haji-Sheikh kick) (10:15)

Was — Smith 58 run (Haji-Sheikh kick)

(6:27)

Was — Sanders 50 pass from Williams

(Haji-Sheikh kick) (3:42)

Was — Didier 8 pass from Williams

(Haji-Sheikh kick) (1:04)

Was — Smith 4 run (Haji-Sheikh kick)

(13:09)

# SUPER BOWL SUMMARIES

## SUPER BOWL XXI

Rose Bowl, Pasadena, California  
January 25, 1987, Attendance: 101,063

### NEW YORK GIANTS 39, DENVER 20—

The NFC champion New York Giants captured their first NFL title since 1956 when they downed the AFC champion Denver Broncos 39-20 in Super Bowl XXI. The victory marked the NFC's fifth NFL title in the past six seasons. The Broncos, behind the passing of quarterback John Elway, who was 13 of 20 for 187 yards in the first half, held a 10-9 lead at intermission, the narrowest halftime margin in Super Bowl history. Denver's Rich Karlis opened the scoring with a Super Bowl record-tying 48-yard field goal. New York drove 78 yards in nine plays on the next series to take a 7-3 lead on quarterback Phil Simms' 6-yard touchdown pass to tight end Zeke Mowatt. The Broncos came right back with a 58-yard scoring drive on six plays capped by Elway's 4-yard touchdown run. The only scoring in the second period was the sack of Elway in the end zone by defensive end George Martin for a New York safety. The Giants produced a key defensive stand early in the second quarter when the Broncos had a first down at the New York 1-yard line, but failed to score on three running plays and Karlis' 23-yard missed field-goal attempt. The Giants took command of the game in the third period en route to a 30-point second half, the most ever scored in one half of Super Bowl play. New York took the lead for good on tight end Mark Bavaro's 13-yard touchdown catch 4:52 into the third period. The nine-play, 63-yard scoring drive included the successful conversion of a fourth-and-1 play on the New York 46-yard line. Denver was limited to only 2 net yards on 10 offensive plays in the third period. Simms set Super Bowl records for most consecutive completions (10) and highest completion percentage (88 percent on 22 completions in 25 attempts). He also passed for 268 yards and 3 touchdowns and was named the game's most valuable player. New York running back Joe Morris was the game's leading rusher with 20 carries for 67 yards. Denver wide receiver Vance Johnson led all receivers with 5 catches for 121 yards.

**Denver (AFC)** 10 0 0 10 — 20

**N.Y. Giants (NFC)** 7 2 17 13 — 39

Den — FG Karlis 48 (10:51)

NYG — Mowatt 6 pass from Simms (Allegre kick) (5:27)

Den — Elway 4 run (Karlis kick) (2:06)

NYG — Safety, Martin tackled Elway in end zone (2:46)

NYG — Bavaro 13 pass from Simms (Allegre kick) (10:08)

NYG — FG Allegre 21 (3:54)

NYG — Morris 1 run (Allegre kick) (0:24)

NYG — McConkey 6 pass from Simms (Allegre kick) (10:56)

Den — FG Karlis 28 (6:01)

NYG — Anderson 2 run (kick failed) (4:18)

Den — V. Johnson 47 pass from Elway (Karlis kick) (2:06)

## SUPER BOWL XX

Louisiana Superdome, New Orleans, LA  
January 26, 1986, Attendance: 73,818

### CHICAGO 46, NEW ENGLAND 10—

The AFC champion Chicago Bears, seeking their first NFL title since 1963, scored a Super Bowl-record 46 points in downing AFC champion New England 46-10 in Super Bowl XX. The previous record for most points in a Super Bowl was 38, shared by San Francisco in XIX and the Los Angeles Raiders in XVIII. The Bears' league-leading defense tied the Super Bowl record for sacks (7) and limited the Patriots to a record-low 7 rushing yards. New England took the quickest lead in Super Bowl history when Tony Franklin kicked a 36-yard field goal with 1:19 elapsed in the first period. The score came about because of Larry McGrew's fumble recovery at the Chicago 19-yard line. However, the Bears rebounded for a 23-3 first-half lead, while building a yardage advantage of 236 total yards to New England's minus 19. Running back Matt Suhey rushed 8 times for 37 yards, including an 11-yard touchdown run, and caught 1 pass for 24 yards in the first half. After the Patriot's first drive of the second half ended with a punt to the Bears' 4-yard line, Chicago marched 96 yards in nine plays with quarterback Jim McMahon's 1-yard scoring run capping the drive. McMahon became the first quarterback in Super Bowl history to rush for a pair of touchdowns. The Bears completed their scoring via a 28-yard interception return by reserve cornerback Reggie Phillips, a 1-yard run by defensive tackle/fullback William Perry, and a safety when defensive end Henry Waechter tackled Patriots quarterback Steve Grogan in the end zone. Bears defensive end Richard Dent became the fourth defender to be named the game's most valuable player after contributing 1.5 sacks. The Bears' victory margin of 36 points was the largest in Super Bowl history, bettering the previous mark of 29 by the Los Angeles Raiders when they topped Washington 38-9 in Game XVIII. McMahon completed 12 of 20 passes for 256 yards before leaving the game in the fourth period with a wrist injury. The NFL's all-time leading rusher, Bears running back Walter Payton, carried 22 times for 61 yards. Wide receiver Willie Gault caught 4 passes for 129 yards, the fourth-most receiving yards in a Super Bowl. Chicago coach Mike Ditka became the second man (Tom Flores of Raiders was the other) to win a Super Bowl ring as a player and as a coach.

**Chicago (NFC)** 13 10 21 2 — 46

**New England (AFC)** 3 0 0 7 — 10

NE — FG Franklin 36 (13:41)

Chi — FG Butler 28 (9:20)

Chi — FG Butler 24 (1:26)

Chi — Suhey 11 run (Butler kick) (0:23)

Chi — McMahon 2 run (Butler kick) (7:24)

Chi — FG Butler 24 (0:00)

Chi — McMahon 1 run (Butler kick) (7:22)

Chi — Phillips 28 interception return (Butler kick) (6:16)

Chi — Perry 1 run (Butler kick) (3:22)

NE — Fryar 8 pass from Grogan (Franklin kick) (13:14)

Chi — Safety, Waechter tackled Grogan in end zone (5:36)

## SUPER BOWL XIX

Stanford Stadium, Stanford, California  
January 20, 1985, Attendance: 84,059

### SAN FRANCISCO 38, MIAMI 16—

The San Francisco 49ers captured their second Super Bowl title with a dominating offense and a defense that tamed Miami's explosive passing attack. The Dolphins held a 10-7 lead at the end of the first period, which represented the most points scored by two teams in an opening quarter of a Super Bowl. However, the 49ers used excellent field position in the second period to build a 28-16 halftime lead. Running back Roger Craig set a Super Bowl record by scoring 3 touchdowns on pass receptions of 8 and 16 yards and a run of 2 yards. San Francisco's Joe Montana was voted the game's most valuable player. He joined Green Bay's Bart Starr and Pittsburgh's Terry Bradshaw as the only two-time Super Bowl most valuable players. Montana completed 24 of 35 passes for a Super Bowl-record 331 yards and 3 touchdowns, and rushed 5 times for 59 yards, including a 6-yard touchdown. Craig had 58 yards on 15 carries and caught 7 passes for 77 yards. Wendell Tyler rushed 13 times for 65 yards and had 4 catches for 70 yards. Dwight Clark had 6 receptions for 77 yards, while Russ Francis had 5 for 60. San Francisco's 537 total net yards bettered the previous Super Bowl record of 429 yards by Oakland in Super Bowl XI. The 49ers also held a time of possession advantage over the Dolphins of 37:11 to 22:49.

**Miami (AFC)** 10 6 0 0 — 16

**San Francisco (NFC)** 7 21 10 0 — 38

Mia — FG von Schamann 37 (7:24)

SF — Monroe 33 pass from Montana (Wersching kick) (3:12)

Mia — D. Johnson 2 pass from Marino (von Schamann kick) (0:45)

SF — Craig 8 pass from Montana (Wersching kick) (11:34)

SF — Montana 6 run (Wersching kick) (6:58)

SF — Craig 2 run (Wersching kick) (2:05)

Mia — FG von Schamann 31 (0:12)

Mia — FG von Schamann 30 (0:00)

SF — FG Wersching 27 (10:12)

SF — Craig 16 pass from Montana (Wersching kick) (6:18)

## SUPER BOWL SUMMARIES

### SUPER BOWL XVIII

Tampa Stadium, Tampa Bay, Florida  
 January 22, 1984, Attendance: 72,920  
**LOS ANGELES RAIDERS 38, WASHINGTON 9**—The Los Angeles Raiders dominated the Washington Redskins from the beginning in Super Bowl XVIII and achieved the most lopsided victory in Super Bowl history, surpassing Green Bay's 35-10 win over Kansas City in Super Bowl I. The Raiders took a 7-0 lead 4:52 into the game when Derrick Jensen blocked Jeff Hayes' punt and recovered it in the end zone for a touchdown. With 9:14 remaining in the first half, Raiders quarterback Jim Plunkett fired a 12-yard touchdown pass to wide receiver Cliff Branch to complete a three-play, 65-yard drive. Washington cut the Raiders' lead to 14-3 on a 24-yard field goal by Mark Moseley. With seven seconds left in the first half, Raiders linebacker Jack Squirek intercepted Joe Theismann's pass at the Redskins' 5-yard line and ran it in for a touchdown to give Los Angeles a 21-3 halftime lead. In the third period, running back Marcus Allen, who rushed for a Super Bowl-record 191 yards on 20 carries, increased the Raiders' lead to 35-9 on touchdown runs of 5 and 74 yards, the latter erasing the Super Bowl record of 58 yards set by Baltimore's Tom Matte in Game III. Allen was named the game's most valuable player. The victory over Washington raised Raiders coach Tom Flores' playoff record to 8-1, including a 27-10 win against Philadelphia in Super Bowl XV. The 38 points scored by the Raiders were the highest total by a Super Bowl team. The previous high was 35 points by Green Bay in Game I.

<b>Washington (NFC)</b>	0	3	6	0	—	9
<b>L.A. Raiders (AFC)</b>	7	14	14	3	—	38
Raiders	— Jensen recovered blocked punt in end zone (Bahr kick) (10:08)					
Raiders	— Branch 12 pass from Plunkett (Bahr kick) (9:14)					
Was	— FG Moseley 24 (3:05)					
Raiders	— Squirek 5 interception return (Bahr kick) (0:07)					
Was	— Riggins 1 run (kick blocked) (10:52)					
Raiders	— Allen 5 run (Bahr kick) (7:06)					
Raiders	— Allen 74 run (Bahr kick) (0:00)					
Raiders	— FG Bahr 21 (2:24)					

### SUPER BOWL XVII

Rose Bowl, Pasadena, California  
 January 30, 1983, Attendance: 103,667  
**WASHINGTON 27, MIAMI 17**—Fullback John Riggins ran for a Super Bowl-record 166 yards on 38 carries to spark Washington to a 27-17 victory over AFC champion Miami. It was Riggins' fourth straight 100-yard rushing game during the playoffs, also a record. The win marked Washington's first NFL title since 1942, and was only the second time in Super Bowl history NFL/NFC teams scored consecutive victories (Green Bay did it in Super Bowls I and II and San

Francisco won Super Bowl XVI). The Redskins, under second-year head coach Joe Gibbs, used a balanced offense that accounted for 400 total yards (a Super Bowl-record 276 yards rushing and 124 passing), second in Super Bowl history to 429 yards by Oakland in Super Bowl XI. The Dolphins built a 17-10 halftime lead on a 76-yard touchdown pass from quarterback David Woodley to wide receiver Jimmy Cefalo 6:49 into the first period, a 20-yard field goal by Uwe von Schamann with 6:00 left in the half, and a Super Bowl-record 98-yard kickoff return by Fulton Walker with 1:38 remaining. Washington had tied the score at 10-10 with 1:51 left on a 4-yard touchdown pass from Joe Theismann to wide receiver Alvin Garrett. Mark Moseley started the Redskins' scoring with a 31-yard field goal late in the first period, and added a 20-yard kick midway through the third period to cut the Dolphins' lead to 17-13. Riggins, who was voted the game's most valuable player, gave Washington its first lead of the game with 10:01 left when he ran 43 yards off left tackle for a touchdown in a fourth-and-1 situation. Wide receiver Charlie Brown caught a 6-yard scoring pass from Theismann with 1:55 left to complete the scoring. The Dolphins managed only 176 yards (142 in first half). Theismann completed 15 of 23 passes for 143 yards, with 2 touchdowns and 2 interceptions. For Miami, Woodley was 4 of 14 for 97 yards, with 1 touchdown, and 1 interception. Don Strock was 0 for 3 in relief.

<b>Miami (AFC)</b>	7	10	0	0	—	17
<b>Washington (NFC)</b>	0	10	3	14	—	27
Mia	— Cefalo 76 pass from Woodley (von Schamann kick) (8:11)					
Was	— FG Moseley 31 (0:39)					
Mia	— FG von Schamann 20 (6:00)					
Was	— Garrett 4 pass from Theismann (Moseley kick) (1:51)					
Mia	— Walker 98 kickoff return (von Schamann kick) (1:38)					
Was	— FG Moseley 20 (8:09)					
Was	— Riggins 43 run (Moseley kick) (10:01)					
Was	— Brown 6 pass from Theismann (Moseley kick) (1:55)					

### SUPER BOWL XVI

Pontiac Silverdome, Pontiac, Michigan  
 January 24, 1982, Attendance: 81,270  
**SAN FRANCISCO 26, CINCINNATI 21**—Ray Wersching's Super Bowl record-tying 4 field goals and Joe Montana's controlled passing helped lift the San Francisco 49ers to their first NFL championship with a 26-21 victory over Cincinnati. The 49ers built a game-record 20-0 halftime lead via Montana's 1-yard touchdown run, which capped an 11-play, 68-yard drive; fullback Earl Cooper's 11-yard scoring pass from Montana, which climaxed a Super Bowl record 92-yard drive on 12 plays; and Wersching's 22- and 26-yard field goals. The Bengals rebounded in the second half, closing the gap to 20-14 on quarterback Ken Anderson's 5-yard run and Dan Ross' 4-yard

reception from Anderson, who established Super Bowl passing records for completions (25) and completion percentage (73.5 percent on 25 of 34). Wersching added early fourth-period field goals of 40 and 23 yards to increase the 49ers' lead to 26-14. The Bengals managed to score on an Anderson-to-Ross 3-yard pass with only 16 seconds remaining. Ross set a Super Bowl record with 11 receptions for 104 yards. Montana, the game's most valuable player, completed 14 of 22 passes for 157 yards. Cincinnati compiled 356 yards to San Francisco's 275, which marked the first time in Super Bowl history that the team that gained the most yards from scrimmage lost the game.

<b>San Francisco (NFC)</b>	7	13	0	6	—	26
<b>Cincinnati (AFC)</b>	0	0	7	14	—	21
SF	— Montana 1 run (Wersching kick) (5:52)					
SF	— Cooper 11 pass from Montana (Wersching kick) (6:53)					
SF	— FG Wersching 22 (0:15)					
SF	— FG Wersching 26 (0:02)					
Cin	— Anderson 5 run (Breech kick) (11:25)					
Cin	— Ross 4 pass from Anderson (Breech kick) (10:06)					
SF	— FG Wersching 40 (5:25)					
SF	— FG Wersching 23 (1:57)					
Cin	— Ross 3 pass from Anderson (Breech kick) (0:16)					

### SUPER BOWL XV

Louisiana Superdome, New Orleans, LA  
 January 25, 1981, Attendance: 76,135  
**OAKLAND 27, PHILADELPHIA 10**—Jim Plunkett passed for 3 touchdowns, including an 80-yard strike to Kenny King, as the Raiders became the first wild-card team to win the Super Bowl. Plunkett's touchdown bomb to King—the longest play in Super Bowl history—gave Oakland a decisive 14-0 lead with nine seconds left in the first period. Linebacker Rod Martin had set up Oakland's first touchdown, a 2-yard reception by Cliff Branch, with a 17-yard interception return to the Eagles' 30-yard line. The Eagles never recovered from that early deficit, managing only Tony Franklin's field goal (30 yards) and an 8-yard touchdown pass from Ron Jaworski to Keith Krepfle. Plunkett, who became a starter in the sixth game of the season, completed 13 of 21 for 261 yards and was named the game's most valuable player. Oakland won 9 of 11 games with Plunkett starting, but that was good enough only for second place in the AFC West, although they tied division winner San Diego with an 11-5 record. The Raiders, who had previously won Super Bowl XI over Minnesota, had to win three playoff games to get to the championship game. Oakland defeated Houston 27-7 at home followed by road victories over Cleveland (14-12) and San Diego (34-27). Oakland's Mark van Eeghen was the game's leading rusher with 75 yards on 18 carries. Philadelphia's Wilbert Montgomery led all receivers with 6 receptions for 91 yards. Branch had 5 for 67 and Harold Carmichael



## SUPER BOWL SUMMARIES

of Philadelphia 5 for 83. Martin finished the game with 3 interceptions, a Super Bowl record.

**Oakland (AFC)** 14 0 10 3 — 27

**Philadelphia (NFC)** 0 3 0 7 — 10

Oak — Branch 2 pass from Plunkett (Bahr kick) (8:56)

Oak — King 80 pass from Plunkett (Bahr kick) (0:09)

Phi — FG Franklin 30 (10:28)

Oak — Branch 29 pass from Plunkett (Bahr kick) (12:24)

Oak — FG Bahr 46 (4:35)

Phi — Krepfle 8 pass from Jaworski (Franklin kick) (13:59)

Oak — FG Bahr 35 (8:29)

### SUPER BOWL XIV

Rose Bowl, Pasadena, California

January 20, 1980, Attendance: 103,985

**PITTSBURGH 31, LOS ANGELES 19**—

Terry Bradshaw completed 14 of 21 passes for 309 yards and set two passing records as the Steelers became the first team to win four Super Bowls. Despite 3 interceptions by the Rams, Bradshaw kept his poise and brought the Steelers from behind twice in the second half. Trailing 13-10 at halftime, Pittsburgh went ahead 17-13 when Bradshaw hit Lynn Swann with a 47-yard touchdown pass after 2:48 of the third quarter. On the Rams' next possession Vince Ferragamo, who was 15 of 25 for 212 yards, responded with a 50-yard pass to Billy Waddy that moved Los Angeles from its 26 to the Steelers' 24. On the following play, Lawrence McCutcheon connected with Ron Smith on a halfback option pass that gave the Rams a 19-17 lead. On Pittsburgh's initial possession of the final period, Bradshaw lofted a 73-yard scoring pass to John Stallworth to put the Steelers in front to stay 24-19. Franco Harris scored on a 1-yard run later in the quarter to seal the verdict. A 45-yard pass from Bradshaw to Stallworth was the key play in the drive to Harris' score. Bradshaw, the game's most valuable player for the second straight year, set career Super Bowl records for most touchdown passes (9) and most passing yards (932). Larry Anderson gave the Steelers excellent field position throughout the game with 5 kickoff returns for a record 162 yards.

**Los Angeles (NFC)** 7 6 6 0 — 19

**Pittsburgh (AFC)** 3 7 7 14 — 31

Pit — FG Bahr 41 (7:31)

LA — Bryant 1 run (Corral kick) (2:44)

Pit — Harris 1 run (Bahr kick) (12:52)

LA — FG Corral 31 (7:21)

LA — FG Corral 45 (0:14)

Pit — Swann 47 pass from Bradshaw (Bahr kick) (12:12)

LA — Smith 24 pass from McCutcheon (kick failed) (10:15)

Pit — Stallworth 73 pass from Bradshaw (Bahr kick) (12:04)

Pit — Harris 1 run (Bahr kick) (1:49)

### SUPER BOWL XIII

Orange Bowl, Miami, Florida

January 21, 1979, Attendance: 79,484

**PITTSBURGH 35, DALLAS 31**—Terry Bradshaw passed for a record 4 touchdowns to lead the Steelers to victory. The Steelers became the first team to win three Super Bowls, mostly because of Bradshaw's accurate arm. Bradshaw, voted the game's most valuable player, completed 17 of 30 passes for 318 yards, a personal high. Four of those passes went for touchdowns—2 to John Stallworth and the third, with 26 seconds remaining in the second period, to Rocky Bleier for a 21-14 halftime lead. The Cowboys scored twice before intermission on Roger Staubach's 39-yard pass to Tony Hill and a 37-yard fumble return by linebacker Mike Hegman, who stole the ball from Bradshaw. The Steelers broke open the contest with 2 touchdowns in a span of 19 seconds midway through the final period. Franco Harris rambled 22 yards up the middle to give the Steelers a 28-17 lead with 7:10 left. Pittsburgh got the ball right back when Randy White fumbled the kickoff and Dennis Winston recovered for the Steelers. On first down, Bradshaw fired his fourth touchdown pass, an 18-yard pass to Lynn Swann to boost the Steelers' lead to 35-17 with 6:51 to play. The Cowboys refused to let the Steelers run away with the contest. Staubach connected with Billy Joe DuPree on a 7-yard scoring pass with 2:23 left. Then the Cowboys recovered an inside kick and Staubach took them in for another score, passing 4 yards to Butch Johnson with 22 seconds remaining. Bleier recovered another inside kick with 17 seconds left to seal the victory for the Steelers.

**Pittsburgh (AFC)** 7 14 0 14 — 35

**Dallas (NFC)** 7 7 3 14 — 31

Pit — Stallworth 28 pass from Bradshaw (Gerela kick) (9:47)

Dal — Hill 39 pass from Staubach (Septien kick) (0:00)

Dal — Hegman 37 fumble recovery return (Septien kick) (12:08)

Pit — Stallworth 75 pass from Bradshaw (Gerela kick) (10:25)

Pit — Bleier 7 pass from Bradshaw (Gerela kick) (0:26)

Dal — FG Septien 27 (2:36)

Pit — Harris 22 run (Gerela kick) (7:10)

Pit — Swann 18 pass from Bradshaw (Gerela kick) (6:51)

Dal — DuPree 7 pass from Staubach (Septien kick) (2:23)

Dal — B. Johnson 4 pass from Staubach (Septien kick) (0:22)

### SUPER BOWL XII

Louisiana Superdome, New Orleans, LA

January 15, 1978, Attendance: 75,583

**DALLAS 27, DENVER 10**—The Cowboys evened their Super Bowl record at 2-2 by defeating Denver before a sellout crowd plus 102,010,000 television viewers, the largest audience ever to watch a sporting event. Dallas converted 2 interceptions into

10 points and Efen Herrera added a 35-yard field goal for a 13-0 halftime advantage. In the third period Craig Morton engineered a drive to the Cowboys' 30 and Jim Turner's 47-yard field goal made the score 13-3. After an exchange of punts, Butch Johnson made a spectacular diving catch in the end zone to complete a 45-yard pass from Roger Staubach and put the Cowboys ahead 20-3. Following Rick Upchurch's 67-yard kickoff return, Norris Weese guided the Broncos to a touchdown to cut the deficit to 20-10. Dallas clinched the victory when running back Robert Newhouse tossed a 29-yard touchdown pass to Golden Richards with 7:04 left in the game. It was the first pass thrown by Newhouse since 1975. Harvey Martin and Randy White, who were named co-most valuable players, led the Cowboys' defense, which recovered 4 fumbles and intercepted 4 passes.

**Dallas (NFC)** 10 3 7 7 — 27

**Denver (AFC)** 0 0 10 0 — 10

Dal — Dorsett 3 run (Herrera kick) (4:29)

Dal — FG Herrera 35 (1:31)

Dal — FG Herrera 43 (11:16)

Den — FG Turner 47 (12:32)

Dal — Johnson 45 pass from Staubach (Herrera kick) (6:59)

Den — Lytle 1 run (Turner kick) (5:39)

Dal — Richards 29 pass from Newhouse (Herrera kick) (7:04)

### SUPER BOWL XI

Rose Bowl, Pasadena, California

January 9, 1977, Attendance: 103,438

**OAKLAND 32, MINNESOTA 14**—The Raiders won their first NFL championship before a record Super Bowl crowd plus 81 million television viewers, the largest audience ever to watch a sporting event. The Raiders gained a record-breaking 429 yards, including running back Clarence Davis' 137 rushing yards. Wide receiver Fred Biletnikoff made 4 key receptions, which earned him the game's most valuable player trophy. Oakland scored on three successive possessions in the second quarter to build a 16-0 halftime lead. Errol Mann's 24-yard field goal opened the scoring, then the AFC champions put together drives of 64 and 35 yards, scoring on a 1-yard pass from Ken Stabler to Dave Casper and a 1-yard run by Pete Banaszak. The Raiders increased their lead to 19-0 on a 40-yard field goal in the third quarter, but Minnesota responded with a 12-play, 58-yard drive late in the period, with Fran Tarkenton passing 8 yards to wide receiver Sammy White to cut the deficit to 19-7. Two fourth-quarter interceptions clinched the title for the Raiders. One set up Banaszak's second touchdown run, the other resulted in cornerback Willie Brown's Super Bowl-record 75-yard interception return.

**Oakland (AFC)** 0 16 3 13 — 32

**Minnesota (NFC)** 0 0 7 7 — 14

Oak — FG Mann 24 (14:12)

Oak — Casper 1 pass from Stabler (Mann kick) (7:10)

## SUPER BOWL SUMMARIES

Oak — Banaszak 1 run (kick failed) (3:33)  
 Oak — FG Mann 40 (5:16)  
 Min — S. White 8 pass from Tarkenton (Cox kick) (0:47)  
 Oak — Banaszak 2 run (Mann kick) (7:39)  
 Oak — Brown 75 interception return (kick failed) (5:43)  
 Min — Voigt 13 pass from Lee (Cox kick) (0:25)

### SUPER BOWL X

Orange Bowl, Miami, Florida

January 18, 1976, Attendance: 80,187

**PITTSBURGH 21, DALLAS 17**—The Steelers won the Super Bowl for the second year in a row on Terry Bradshaw's 64-yard touchdown pass to Lynn Swann and an aggressive defense that snuffed out a late rally by the Cowboys with an end-zone interception on the final play of the game. In the fourth quarter, Pittsburgh ran on fourth down and gave up the ball on the Cowboys' 39 with 1:22 to play. Roger Staubach ran and passed for 2 first downs but his last desperation pass was picked off by Glen Edwards. Dallas' scoring was the result of 2 touchdown passes by Staubach, one to Drew Pearson for 29 yards and the other to Percy Howard for 34 yards. Howard's reception was the only catch of his NFL career. Toni Fritsch had a 36-yard field goal. The Steelers scored on 2 touchdown passes by Bradshaw, 1 to Randy Grossman for 7 yards and the long bomb to Swann. Roy Gerela had 36- and 18-yard field goals. Reggie Harrison blocked a punt through the end zone for a safety. Swann set a Super Bowl record by gaining 161 yards on his 4 receptions.

**Dallas (NFC)** 7 3 0 7 — 17  
**Pittsburgh (AFC)** 7 0 0 14 — 21  
 Dal — D. Pearson 29 pass from Staubach (Fritsch kick) (10:24)  
 Pit — Grossman 7 pass from Bradshaw (Gerela kick) (5:57)  
 Dal — FG Fritsch 36 (14:45)  
 Pit — Safety, Harrison blocked Hoopes' punt through end zone (11:28)  
 Pit — FG Gerela 36 (8:41)  
 Pit — FG Gerela 18 (6:37)  
 Pit — Swann 64 pass from Bradshaw (kick failed) (3:02)  
 Dal — P. Howard 34 pass from Staubach (Fritsch kick) (1:48)

### SUPER BOWL IX

Tulane Stadium, New Orleans, Louisiana

January 12, 1975, Attendance: 80,997

**PITTSBURGH 16, MINNESOTA 6**—AFC champion Pittsburgh, in its initial Super Bowl appearance, and NFC champion Minnesota, making a third bid for its first Super Bowl title, struggled through a first half in which the only score was produced by the Steelers' defense when Dwight White downed Vikings' quarterback Fran Tarkenton in the end zone for a safety 7:49 into the second period. The Steelers forced another break and took advantage on the second-

half kickoff when Minnesota's Bill Brown fumbled and Marv Kellum recovered for Pittsburgh on the Vikings' 30. After Rocky Bleier failed to gain on first down, Franco Harris carried 3 consecutive times for 24 yards, a loss of 3, and a 9-yard touchdown and a 9-0 lead. Though its offense was completely stymied by Pittsburgh's defense, Minnesota managed to move into a threatening position after 4:27 of the final period when Matt Blair blocked Bobby Walden's punt and Terry Brown recovered the ball in the end zone for a touchdown. Fred Cox's kick failed and the Steelers led 9-6. Pittsburgh wasted no time putting the victory away. The Steelers took the ensuing kickoff and marched 66 yards in 11 plays, climaxed by Terry Bradshaw's 4-yard scoring pass to Larry Brown with 3:31 left. Pittsburgh's defense permitted Minnesota only 119 yards total offense, including a Super Bowl low of 17 rushing yards. The Steelers, meanwhile, gained 333 yards, including Harris' record 158 yards on 34 carries.

**Pittsburgh (AFC)** 0 2 7 7 — 16  
**Minnesota (NFC)** 0 0 0 6 — 6  
 Pit — Safety, White downed Tarkenton in end zone (7:11)  
 Pit — Harris 9 run (Gerela kick) (13:25)  
 Min — T. Brown recovered blocked punt in end zone (kick failed) (10:33)  
 Pit — L. Brown 4 pass from Bradshaw (Gerela kick) (3:31)

### SUPER BOWL VIII

Rice Stadium, Houston, Texas

January 13, 1974, Attendance: 71,882

**MIAMI 24, MINNESOTA 7**—The defending NFL champion Dolphins, representing the AFC for the third straight year, scored the first two times they had possession on marches of 62 and 56 yards while the Miami defense limited the Vikings to only seven plays in the first period. Larry Csonka climaxed the initial 10-play drive with a 5-yard touchdown bolt through right guard after 5:27 had elapsed. Four plays later, Miami began another 10-play scoring drive, which ended with Jim Kiick bursting 1 yard through the middle for another touchdown after 13:38 of the period. Garo Yepremian added a 28-yard field goal midway in the second period for a 17-0 Miami lead. Minnesota then drove from its 20 to a second-and-2 situation on the Miami 7 yard line with 1:18 left in the half. But on two plays, Miami limited Oscar Reed to 1 yard. On fourth-and-1 from the 6, Reed went over right tackle, but Dolphins' middle linebacker Nick Buoniconti jarred the ball loose and Jake Scott recovered for Miami to halt the Minnesota threat. The Vikings were unable to muster enough offense in the second half to threaten the Dolphins. Csonka rushed 33 times for a Super Bowl-record 145 yards. Bob Griese of Miami completed 6 of 7 passes for 73 yards.

**Minnesota (NFC)** 0 0 0 7 — 7  
**Miami (AFC)** 14 3 7 0 — 24  
 Mia — Csonka 5 run (Yepremian kick) (5:27)  
 Mia — Kiick 1 run (Yepremian kick) (1:22)  
 Mia — FG Yepremian 28 (6:02)  
 Mia — Csonka 2 run (Yepremian kick) (8:44)  
 Min — Tarkenton 4 run (Cox kick) (13:25)

### SUPER BOWL VII

Memorial Coliseum, Los Angeles, CA

January 14, 1973, Attendance: 90,182

**MIAMI 14, WASHINGTON 7**—The Dolphins played virtually perfect football in the first half as their defense permitted the Redskins to cross midfield only once and their offense turned good field position into 2 touchdowns. On its third possession, Miami opened its first scoring drive from the Dolphins' 37 yard line. An 18-yard pass from Bob Griese to Paul Warfield preceded by three plays Griese's 28-yard touchdown pass to Howard Twilley. After Washington moved from its 17 to the Miami 48 with two minutes remaining in the first half, Dolphins' linebacker Nick Buoniconti intercepted Billy Kilmer's pass at the Miami 41 and returned it to the Washington 27. Jim Kiick ran for 3 yards, Larry Csonka for 3, Griese passed to Jim Mandich for 19, and Kiick gained 1 to the 1-yard line. With 18 seconds left until intermission, Kiick scored from the 1. Washington's only touchdown came with 2:07 left in the game and resulted from a misplayed field-goal attempt and fumble by Garo Yepremian, with the Redskins' Mike Bass picking the ball out of the air and running 49 yards for the score. Dolphins safety Jake Scott, who had 2 interceptions, including 1 in the end zone to kill a Redskins' drive, was voted the game's most valuable player.

**Miami (AFC)** 7 7 0 0 — 14  
**Washington (NFC)** 0 0 0 7 — 7  
 Mia — Twilley 28 pass from Griese (Yepremian kick) (0:01)  
 Mia — Kiick 1 run (Yepremian kick) (0:18)  
 Was — Bass 49 fumble recovery return (Knight kick) (2:07)

### SUPER BOWL VI

Tulane Stadium, New Orleans, Louisiana

January 16, 1972, Attendance: 81,023

**DALLAS 24, MIAMI 3**—The Cowboys rushed for a record 252 yards and their defense limited the Dolphins to a low of 185 yards while not permitting a touchdown for the first time in Super Bowl history. Dallas converted Chuck Howley's recovery of Larry Csonka's first fumble of the season into a 3-0 advantage and led at halftime 10-3. After Dallas received the second-half kickoff, Duane Thomas led a 71-yard march in eight plays for a 17-3 margin. Howley intercepted Bob Griese's pass at the 50 and returned it to the Miami 9 early in the fourth period, and three plays later Roger Staubach passed 7 yards to Mike Ditka for

## SUPER BOWL SUMMARIES

the final touchdown. Thomas rushed for 95 yards and Walt Garrison gained 74. Staubach, voted the game's most valuable player, completed 12 of 19 passes for 119 yards and 2 touchdowns.

**Dallas (NFC)** 3 7 7 7 — 24

**Miami (AFC)** 0 3 0 0 — 3

Dal — FG Clark 9 (1:23)

Dal — Alworth 7 pass from Staubach (Clark kick) (1:15)

Mia — FG Yepremian 31 (0:04)

Dal — D. Thomas 3 run (Clark kick) (9:43)

Dal — Ditka 7 pass from Staubach (Clark kick) (11:42)

### SUPER BOWL V

Orange Bowl, Miami, Florida

January 17, 1971, Attendance: 79,204

**BALTIMORE 16, DALLAS 13**—A 32-yard field goal by rookie kicker Jim O'Brien brought the Baltimore Colts a victory over the Dallas Cowboys in the final five seconds of Super Bowl V. The game between the champions of the AFC and NFC was played on artificial turf for the first time. Dallas led 13-6 at the half but interceptions by Rick Volk and Mike Curtis set up a Baltimore touchdown and O'Brien's decisive kick in the fourth period. Earl Morrall relieved an injured Johnny Unitas late in the first half, although Unitas completed the Colts' only scoring pass. It caromed off receiver Eddie Hinton's fingertips, off Dallas defensive back Mel Renfro, and finally settled into the grasp of John Mackey, who went 45 yards to score on a 75-yard play.

**Baltimore (AFC)** 0 6 0 10 — 16

**Dallas (NFC)** 3 10 0 0 — 13

Dal — FG Clark 14 (5:32)

Dal — FG Clark 30 (14:52)

Bal — Mackey 75 pass from Unitas (kick blocked) (14:55)

Dal — Thomas 7 pass from Morton (Clark kick) (7:53)

Bal — Nowatzke 2 run (O'Brien kick) (7:35)

Bal — FG O'Brien 32 (0:05)

### SUPER BOWL IV

Tulane Stadium, New Orleans, Louisiana

January 11, 1970, Attendance: 80,562

**KANSAS CITY 23, MINNESOTA 7**—The AFL squared the Super Bowl at two games apiece with the NFL, building a 16-0 halftime lead behind Len Dawson's superb quarterbacking and a powerful defense. Dawson, the fourth consecutive quarterback to be chosen the Super Bowl's top player, called an almost flawless game, completing 12 of 17 passes and hitting Otis Taylor on a 46-yard play for the final Chiefs touchdown. The Kansas City defense limited Minnesota's strong rushing game to 67 yards and had 3 interceptions and 2 fumble recoveries. The crowd of 80,562 set a Super Bowl record, as did the gross receipts of \$3,817,872.69.

**Minnesota (NFL)** 0 0 7 0 — 7

**Kansas City (AFL)** 3 13 7 0 — 23

KC — FG Stenerud 48 (6:52)

KC — FG Stenerud 32 (13:20)

KC — FG Stenerud 25 (7:52)

KC — Garrett 5 run (Stenerud kick) (5:34)

Min — Osborn 4 run (Cox kick) (4:32)

KC — Taylor 46 pass from Dawson (Stenerud kick) (1:22)

### SUPER BOWL III

Orange Bowl, Miami, Florida

January 12, 1969, Attendance: 75,389

**NEW YORK JETS 16, BALTIMORE 7**—Jets quarterback Joe Namath "guaranteed" victory on the Thursday before the game, then went out and led the AFL to its first Super Bowl victory over a Baltimore team that had lost only once in 16 games all season. Namath, chosen the outstanding player, completed 17 of 28 passes for 206 yards and directed a steady attack that dominated the NFL champions after the Jets' defense had intercepted Colts quarterback Earl Morrall 3 times in the first half. The Jets had 337 total yards, including 121 rushing yards by Matt Snell. Johnny Unitas, who had missed most of the season with a sore elbow, came off the bench and led Baltimore to its only touchdown late in the fourth quarter after New York led 16-0.

**New York Jets (AFL)** 0 7 6 3 — 16

**Baltimore (NFL)** 0 0 0 7 — 7

NYJ — Snell 4 run (Turner kick) (9:03)

NYJ — FG Turner 32 (10:08)

NYJ — FG Turner 30 (3:58)

NYJ — FG Turner 9 (13:26)

Bal — Hill 1 run (Michaels kick) (3:19)

### SUPER BOWL II

Orange Bowl, Miami, Florida

January 14, 1968, Attendance: 75,546

**GREEN BAY 33, OAKLAND 14**—Green Bay, after winning its third consecutive NFL championship, won the Super Bowl title for the second straight year, defeating the AFL champion Raiders in a game that drew the first \$3-million gate in football history. Bart Starr again was chosen the game's most valuable player as he completed 13 of 24 passes for 202 yards and 1 touchdown and directed a Packers' attack that was in control all the way after building a 16-7 halftime lead. Don Chandler kicked 4 field goals and all-pro cornerback Herb Adderley capped the Green Bay scoring with a 60-yard interception return. The game marked the last for Vince Lombardi as Packers coach, ending nine years at Green Bay in which he won six Western Conference championships, five NFL championships, and two Super Bowls.

**Green Bay (NFL)** 3 13 10 7 — 33

**Oakland (AFL)** 0 7 0 7 — 14

GB — FG Chandler 39 (9:53)

GB — FG Chandler 20 (11:52)

GB — Dowler 62 pass from Starr (Chandler kick) (10:50)

Oak — Miller 23 pass from Lamonica (Blanda kick) (6:15)

GB — FG Chandler 43 (0:01)

GB — Anderson 2 run (Chandler kick) (5:54)

GB — FG Chandler 31 (0:02)

GB — Adderley 60 interception return (Chandler kick) (11:03)

Oak — Miller 23 pass from Lamonica (Blanda kick) (9:13)

### SUPER BOWL I

Memorial Coliseum, Los Angeles, CA

January 15, 1967, Attendance: 61,946

**GREEN BAY 35, KANSAS CITY 10**—The Green Bay Packers opened the Super Bowl series by defeating the AFL champion Chiefs behind the passing of Bart Starr, the receiving of Max McGee, and a key interception by all-pro safety Willie Wood. Green Bay broke open the game with 3 second-half touchdowns, the first of which was set up by Wood's 50-yard return of an interception. McGee, filling in for ailing Boyd Dowler after having caught only 4 passes all season, caught 7 from Starr for 138 yards and 2 touchdowns. Elijah Pitts ran for 2 other scores. The Chiefs' 10 points came in the second quarter, the only touchdown on a 7-yard pass from Len Dawson to Curtis McClinton. Starr completed 16 of 23 passes for 250 yards and 2 touchdowns and was chosen the most valuable player. The Packers collected \$15,000 per man and the Chiefs \$7,500—the largest single-game shares in the history of team sports.

**Kansas City (AFL)** 0 10 0 0 — 10

**Green Bay (NFL)** 7 7 14 7 — 35

GB — McGee 37 pass from Starr (Chandler kick) (6:04)

KC — McClinton 7 pass from Dawson (Mercer kick) (10:40)

GB — Taylor 14 run (Chandler kick) (4:37)

KC — FG Mercer 31 (0:54)

GB — Pitts 5 run (Chandler kick) (12:33)

GB — McGee 13 pass from Starr (Chandler kick) (0:51)

GB — Pitts 1 run (Chandler kick) (6:35)

# PRO BOWL ALL-TIME RESULTS

*Includes AFL All-Star Game played after the 1961-69 seasons*

Jan. 15, 1939	New York Giants 13, Pro All-Stars 10 Wrigley Field, Los Angeles (20,000)	Jan. 19, 1964	AFL West 27, East 24 Balboa Stadium, San Diego (20,016) Keith Lincoln, S.D. Chargers, outstanding offensive player Archie Matsos, Oak. Raiders, outstanding defensive player
Jan. 14, 1940	Green Bay 16, NFL All-Stars 7 Gilmore Stadium, Los Angeles (18,000)	Jan. 10, 1965	NFL West 34, East 14 Los Angeles Memorial Coliseum (60,598) Fran Tarkenton, Minnesota, outstanding back Terry Barr, Detroit, outstanding lineman
Dec. 29, 1940	Chicago Bears 28, NFL All-Stars 14 Gilmore Stadium, Los Angeles (21,624)	Jan. 16, 1965	AFL West 38, East 14 Jeppesen Stadium, Houston (15,446) Keith Lincoln, S.D. Chargers, outstanding offensive player Willie Brown, Denver, outstanding defensive player
Jan. 4, 1942	Chicago Bears 35, NFL All-Stars 24 Polo Grounds, New York (17,725)	Jan. 15, 1966	AFL All-Stars 30, Buffalo 19 Rice Stadium, Houston (35,572) Joe Namath, N.Y. Jets, most valuable player, offense Frank Buncom, S.D. Chargers, most valuable player, defense
Dec. 27, 1942	NFL All-Stars 17, Washington 14 Shibe Park, Philadelphia (18,671)	Jan. 15, 1966	NFL East 36, West 7 Los Angeles Memorial Coliseum (60,124) Jim Brown, Cle. Browns, outstanding back Dale Meinert, St.L. Cardinals, outstanding lineman
Jan. 14, 1951	American Conf. 28, National Conf. 27 Los Angeles Memorial Coliseum (53,676) Otto Graham, Cle. Browns, player of the game	Jan. 21, 1967	AFL East 30, West 23 Oakland-Alameda County Coliseum (18,876) Babe Parilli, Bos. Patriots, outstanding offensive player Verlon Biggs, N.Y. Jets, outstanding defensive player
Jan. 12, 1952	National Conf. 30, American Conf. 13 Los Angeles Memorial Coliseum (19,400) Dan Towler, L.A. Rams, player of the game	Jan. 22, 1967	NFL East 20, West 10 Los Angeles Memorial Coliseum (15,062) Gale Sayers, Chi. Bears, outstanding back Floyd Peters, Philadelphia, outstanding lineman
Jan. 10, 1953	National Conf. 27, American Conf. 7 Los Angeles Memorial Coliseum (34,208) Don Doll, Detroit, player of the game	Jan. 21, 1968	AFL East 25, West 24 Gator Bowl, Jacksonville, (40,103) Joe Namath and Don Maynard, N.Y. Jets, out. off. players Leslie (Speedy) Duncan, S.D. Chargers, out. def. player
Jan. 17, 1954	East 20, West 9 Los Angeles Memorial Coliseum (44,214) Chuck Bednarik, Philadelphia, player of the game	Jan. 21, 1968	NFL West 38, East 20 Los Angeles Memorial Coliseum (53,289) Gale Sayers, Chi. Bears, outstanding back Dave Robinson, Green Bay, outstanding lineman
Jan. 16, 1955	West 26, East 19 Los Angeles Memorial Coliseum (43,972) Billy Wilson, San Francisco, player of the game	Jan. 19, 1969	AFL West 38, East 25 Gator Bowl, Jacksonville, (41,058) Len Dawson, Kansas City, outstanding offensive player George Webster, Hou. Oilers, outstanding defensive player
Jan. 15, 1956	East 31, West 30 Los Angeles Memorial Coliseum (37,867) Ollie Matson, Chi. Cardinals, player of the game	Jan. 19, 1969	NFL West 10, East 7 Los Angeles Memorial Coliseum (32,050) Roman Gabriel, L.A. Rams, outstanding back Merlin Olsen, L.A. Rams, outstanding lineman
Jan. 13, 1957	West 19, East 10 Los Angeles Memorial Coliseum (44,177) Bert Rechichar, Bal. Colts, outstanding back Ernie Stautner, Pittsburgh, outstanding lineman	Jan. 17, 1970	AFL West 26, East 3 Astrodome, Houston (30,170) John Hadl, S.D. Chargers, player of the game
Jan. 12, 1958	West 26, East 7 Los Angeles Memorial Coliseum (66,634) Hugh McElhenny, San Francisco, outstanding back Gene Brito, Washington, outstanding lineman	Jan. 18, 1970	NFL West 16, East 13 Los Angeles Memorial Coliseum (57,786) Gale Sayers, Chi. Bears, outstanding back George Andrie, Dal. Cowboys, outstanding lineman
Jan. 11, 1959	East 28, West 21 Los Angeles Memorial Coliseum (72,250) Frank Gifford, N.Y. Giants, outstanding back Doug Atkins, Chi. Bears, outstanding lineman	Jan. 24, 1971	NFC 27, AFC 6 Los Angeles Memorial Coliseum (48,222) Mel Renfro, Dal. Cowboys, outstanding back Fred Carr, Green Bay, outstanding lineman
Jan. 17, 1960	West 38, East 21 Los Angeles Memorial Coliseum (56,876) Johnny Unitas, Bal. Colts, outstanding back Gene (Big Daddy) Lipscomb, Bal. Colts, outstanding lineman	Jan. 23, 1972	AFC 26, NFC 13 Los Angeles Memorial Coliseum (53,647) Jan Stenerud, Kansas City, outstanding offensive player Willie Lanier, Kansas City, outstanding defensive player
Jan. 15, 1961	West 35, East 31 Los Angeles Memorial Coliseum (62,971) Johnny Unitas, Bal. Colts, outstanding back Sam Huff, N.Y. Giants, outstanding lineman	Jan. 21, 1973	AFC 33, NFC 28 Texas Stadium, Irving (37,091) O.J. Simpson, Buffalo, player of the game
Jan. 7, 1962	AFL West 47, East 27 Balboa Stadium, San Diego (20,973) Cotton Davidson, Dal. Texans, player of the game	Jan. 20, 1974	AFC 15, NFC 13 Arrowhead Stadium, Kansas City (66,918) Garo Yepremian, Miami, player of the game
Jan. 14, 1962	NFL West 31, East 30 Los Angeles Memorial Coliseum (57,409) Jim Brown, Cle. Browns, outstanding back Henry Jordan, Green Bay, outstanding lineman	Jan. 20, 1975	NFC 17, AFC 10 Orange Bowl, Miami (26,484) James Harris, L.A. Rams, player of the game
Jan. 13, 1963	AFL West 21, East 14 Balboa Stadium, San Diego (27,641) Curtis McClinton, Dal. Texans, outstanding offensive player Earl Faison, S.D. Chargers, outstanding defensive player		
Jan. 13, 1963	NFL East 30, West 20 Los Angeles Memorial Coliseum (61,374) Jim Brown, Cleveland, outstanding back Gene (Big Daddy) Lipscomb, Pittsburgh, outstanding lineman		
Jan. 12, 1964	NFL West 31, East 17 Los Angeles Memorial Coliseum (67,242) Johnny Unitas, Bal. Colts, player of the game Gino Marchetti, Bal. Colts, outstanding lineman		

## PRO BOWL ALL-TIME RESULTS

Jan. 26, 1976	NFC 23, AFC 20 Louisiana Superdome, New Orleans (30,546) Billy Johnson, Hou. Oilers, player of the game	Feb. 10, 2008	NFC 42, AFC 30; Aloha Stadium, Honolulu (50,044) Adrian Peterson, Minnesota, most valuable player
Jan. 17, 1977	AFC 24, NFC 14; Kingdome, Seattle (64,752) Mel Blount, Pittsburgh, player of the game	Feb. 8, 2009	NFC 30, AFC 21; Aloha Stadium, Honolulu (49,958) Larry Fitzgerald, Arizona, most valuable player
Jan. 23, 1978	NFC 14, AFC 13; Tampa Stadium (51,337) Walter Payton, Chi. Bears, player of the game	Jan. 31, 2010	AFC 41, NFC 34 Sun Life Stadium, South Florida (70,697) Matt Schaub, Hou. Texans, most valuable player
Jan. 29, 1979	NFC 13, AFC 7 Los Angeles Memorial Coliseum (46,281) Ahmad Rashad, Minnesota, player of the game	Jan. 30, 2011	NFC 55, AFC 41; Aloha Stadium, Honolulu (49,331) DeAngelo Hall, Washington, most valuable player
Jan. 27, 1980	NFC 37, AFC 27; Aloha Stadium, Honolulu (49,800) Chuck Muncie, New Orleans, player of the game	Jan. 29, 2012	AFC 59, NFC 41; Aloha Stadium, Honolulu (48,423) Brandon Marshall, Miami, most valuable player
Feb. 1, 1981	NFC 21, AFC 7; Aloha Stadium, Honolulu (50,360) Eddie Murray, Detroit, player of the game	Jan. 27, 2013	NFC 62, AFC 35; Aloha Stadium, Honolulu (47,134) Kyle Rudolph, Minnesota, most valuable player
Jan. 31, 1982	AFC 16, NFC 13; Aloha Stadium, Honolulu (50,402) Kellen Winslow, S.D. Chargers, and Lee Roy Selmon, Tampa Bay, players of the game	Jan. 26, 2014	Team Rice 22, Team Sanders 21 Aloha Stadium, Honolulu (47,270) Nick Foles (Team Sanders), Philadelphia, Offensive MVP Derick Johnson (Team Rice), Kansas City, Defensive MVP
Feb. 6, 1983	NFC 20, AFC 19; Aloha Stadium, Honolulu (49,883) Dan Fouts, S.D. Chargers, and John Jefferson, Green Bay, players of the game	Jan. 25, 2015	Team Irvin 32, Team Carter 28 University of Phoenix Stadium, Glendale (63,225) Matthew Stafford (Team Irvin), Detroit, Offensive MVP J.J. Watt (Team Carter), Hou. Texans, Defensive MVP
Jan. 29, 1984	NFC 45, AFC 3; Aloha Stadium, Honolulu (50,445) Joe Theismann, Washington, player of the game	Jan. 31, 2016	Team Irvin 49, Team Rice 27 Aloha Stadium, Honolulu (49,616) Russell Wilson (Team Irvin), Seattle, Offensive MVP Michael Bennett (Team Irvin), Seattle, Defensive MVP
Jan. 27, 1985	AFC 22, NFC 14; Aloha Stadium, Honolulu (50,385) Mark Gastneau, N.Y. Jets, player of the game	Jan. 29, 2017	AFC 20, NFC 13 Camping World Stadium, Orlando (60,834) Travis Kelce (AFC), Kansas City, Offensive MVP Lorenzo Alexander (AFC), Buffalo, Defensive MVP
Feb. 2, 1986	NFC 28, AFC 24; Aloha Stadium, Honolulu (50,101) Phil Simms, N.Y. Giants, player of the game	Jan. 28, 2018	AFC 24, NFC 23 Camping World Stadium, Orlando (51,019) Delanie Walker (AFC), Tennessee, Offensive MVP Von Miller (AFC), Denver, Defensive MVP
Feb. 1, 1987	AFC 10, NFC 6; Aloha Stadium, Honolulu (50,101) Reggie White, Philadelphia, player of the game	Jan. 27, 2019	AFC 26, NFC 7 Camping World Stadium, Orlando (51,192) Patrick Mahomes (AFC), Kansas City, Offensive MVP Jamal Adams (AFC), N.Y. Jets, Defensive MVP
Feb. 7, 1988	AFC 15, NFC 6; Aloha Stadium, Honolulu (50,113) Bruce Smith, Buffalo, player of the game	Jan. 26, 2020	AFC 38, NFC 33 Camping World Stadium, Orlando (54,024) Lamar Jackson (AFC), Bal. Ravens, Offensive MVP Calais Campbell (AFC), Jacksonville, Defensive MVP
Jan. 29, 1989	NFC 34, AFC 3; Aloha Stadium, Honolulu (50,113) Randall Cunningham, Philadelphia, player of the game	Feb. 6, 2022	AFC 41, NFC 35 Allegiant Stadium, Las Vegas (56,206) Justin Herbert (AFC), L.A. Chargers, Offensive MVP Maxx Crosby (AFC), Las Vegas, Defensive MVP
Feb. 4, 1990	NFC 27, AFC 21; Aloha Stadium, Honolulu (50,445) Jerry Gray, L.A. Rams, player of the game	Feb. 2-5, 2023	*Pro Bowl Games week-long results: NFC 35, AFC 33; Feb. 5 flag competition: NFC 66, AFC 57 at Allegiant Stadium, Las Vegas (58,331)
Feb. 3, 1991	AFC 23, NFC 21; Aloha Stadium, Honolulu (50,345) Jim Kelly, Buffalo, player of the game	Feb. 1-4, 2024	Pro Bowl Games week-long results: NFC 64, AFC 59; Feb. 4 flag competition: AFC 50, NFC 34 at Camping World Stadium, Orlando (55,709)
Feb. 2, 1992	NFC 21, AFC 15; Aloha Stadium, Honolulu (50,209) Michael Irvin, Dal. Cowboys, player of the game		
Feb. 7, 1993	AFC 23, NFC 20 (OT); Aloha Stadium, Honolulu (50,007) Steve Tasker, Buffalo, player of the game		
Feb. 6, 1994	NFC 17, AFC 3; Aloha Stadium, Honolulu (50,026) Andre Rison, Atlanta, player of the game		
Feb. 5, 1995	AFC 41, NFC 13; Aloha Stadium, Honolulu (50,529) Marshall Faulk, Indianapolis, player of the game		
Feb. 4, 1996	NFC 20, AFC 13; Aloha Stadium, Honolulu (50,034) Jerry Rice, San Francisco, player of the game		
Feb. 2, 1997	AFC 26, NFC 23 (OT); Aloha Stadium, Honolulu (50,031) Mark Brunell, Jacksonville, player of the game		
Feb. 1, 1998	AFC 29, NFC 24; Aloha Stadium, Honolulu (49,995) Warren Moon, Seattle, player of the game		
Feb. 7, 1999	AFC 23, NFC 10; Aloha Stadium, Honolulu (50,075) Keyshawn Johnson, N.Y. Jets, and Ty Law, New England, co-players of the game		
Feb. 6, 2000	NFC 51, AFC 31; Aloha Stadium, Honolulu (50,112) Randy Moss, Minnesota, player of the game		
Feb. 4, 2001	AFC 38, NFC 17; Aloha Stadium, Honolulu (50,128) Rich Gannon, Oak. Raiders, player of the game		
Feb. 9, 2002	AFC 38, NFC 30; Aloha Stadium, Honolulu (50,301) Rich Gannon, Oak. Raiders, player of the game		
Feb. 2, 2003	AFC 45, NFC 20; Aloha Stadium, Honolulu (50,125) Ricky Williams, Miami, player of the game		
Feb. 8, 2004	NFC 55, AFC 52; Aloha Stadium, Honolulu (50,127) Marc Bulger, St.L. Rams, player of the game		
Feb. 13, 2005	AFC 38, NFC 27; Aloha Stadium, Honolulu (50,225) Peyton Manning, Indianapolis, player of the game		
Feb. 12, 2006	NFC 23, AFC 17; Aloha Stadium, Honolulu (50,190) Derrick Brooks, Tampa Bay, player of the game		
Feb. 10, 2007	AFC 31, NFC 28; Aloha Stadium, Honolulu (50,410) Carson Palmer, Cincinnati, player of the game		

*NOTE: The Pro Bowl following the 2020 season, scheduled for Allegiant Stadium in Las Vegas, was cancelled due to the COVID-19 pandemic.*

*\*In 2023, the NFL launched a reimagined concept called the Pro Bowl Games, a week-long series of AFC-vs.-NFC competitions culminating in a day of flag football.*

## PRO BOWL SUMMARIES

### PRO BOWL RESULTS (1971-2022)

AFC leads series, 24-22 (NOTE — the 2021 Pro Bowl was not played following the 2020 season due to the COVID-19 pandemic)

Year	Date	Winner (Share)	Loser (Share)	Score	Site	Attendance
2022	Feb. 6	AFC (\$80,000)	NFC (\$40,000)	41-35	Las Vegas	56,206
2020	Jan. 26	AFC (\$70,000)	NFC (\$35,000)	38-33	Orlando	54,024
2019	Jan. 27	AFC (\$67,000)	NFC (\$34,000)	26-7	Orlando	51,192
2018	Jan. 28	AFC (\$64,000)	NFC (\$32,000)	24-23	Orlando	51,019
2017	Jan. 29	AFC (\$61,000)	NFC (\$30,000)	20-13	Orlando	60,834
2016	Jan. 31	Irvin (\$55,000)	Rice (\$28,000)	49-27	Honolulu	49,616
2015	Jan. 25	Irvin (\$55,000)	Carter (\$28,000)	32-28	Arizona	63,225
2014	Jan. 26	Rice (\$53,000)	Sanders (\$26,000)	22-21	Honolulu	47,270
2013	Jan. 27	NFC (\$50,000)	AFC (\$25,000)	62-35	Honolulu	47,134
2012	Jan. 29	AFC (\$50,000)	NFC (\$25,000)	59-41	Honolulu	48,423
2011	Jan. 30	NFC (\$45,000)	AFC (\$22,500)	55-41	Honolulu	49,331
2010	Jan. 31	AFC (\$45,000)	NFC (\$22,500)	41-34	Miami	70,697
2009	Feb. 8	NFC (\$45,000)	AFC (\$22,500)	30-21	Honolulu	49,958
2008	Feb. 10	NFC (\$40,000)	AFC (\$20,000)	42-30	Honolulu	50,044
2007	Feb. 10	AFC (\$40,000)	NFC (\$20,000)	31-28	Honolulu	50,410
2006	Feb. 12	NFC (\$40,000)	AFC (\$20,000)	23-17	Honolulu	50,190
2005	Feb. 13	AFC (\$35,000)	NFC (\$17,500)	38-27	Honolulu	50,225
2004	Feb. 8	NFC (\$35,000)	AFC (\$17,500)	55-52	Honolulu	50,127
2003	Feb. 2	AFC (\$30,000)	NFC (\$15,000)	45-20	Honolulu	50,125
2002	Feb. 9	AFC (\$30,000)	NFC (\$15,000)	38-30	Honolulu	50,301
2001	Feb. 4	AFC (\$30,000)	NFC (\$15,000)	38-17	Honolulu	50,128
2000	Feb. 6	NFC (\$25,000)	AFC (\$12,500)	51-31	Honolulu	50,112
1999	Feb. 7	AFC (\$25,000)	NFC (\$12,500)	23-10	Honolulu	50,075
1998	Feb. 1	AFC (\$25,000)	NFC (\$12,500)	29-24	Honolulu	49,995
1997	Feb. 2	AFC (\$20,000)	NFC (\$10,000)	26-23 (OT)	Honolulu	50,031
1996	Feb. 4	NFC (\$20,000)	AFC (\$10,000)	20-13	Honolulu	50,034
1995	Feb. 5	AFC (\$20,000)	NFC (\$10,000)	41-13	Honolulu	50,529
1994	Feb. 6	NFC (\$20,000)	AFC (\$10,000)	17-3	Honolulu	50,026
1993	Feb. 7	AFC (\$10,000)	NFC (\$5,000)	23-20 (OT)	Honolulu	50,007
1992	Feb. 2	NFC (\$10,000)	AFC (\$5,000)	21-15	Honolulu	50,209
1991	Feb. 3	AFC (\$10,000)	NFC (\$5,000)	23-21	Honolulu	50,345
1990	Feb. 4	NFC (\$10,000)	AFC (\$5,000)	27-21	Honolulu	50,445
1989	Jan. 29	NFC (\$10,000)	AFC (\$5,000)	34-3	Honolulu	50,113
1988	Feb. 7	AFC (\$10,000)	NFC (\$5,000)	15-6	Honolulu	50,113
1987	Feb. 1	AFC (\$10,000)	NFC (\$5,000)	10-6	Honolulu	50,101
1986	Feb. 2	NFC (\$10,000)	AFC (\$5,000)	28-24	Honolulu	50,101
1985	Jan. 27	AFC (\$10,000)	NFC (\$5,000)	22-14	Honolulu	50,385
1984	Jan. 29	NFC (\$10,000)	AFC (\$5,000)	45-3	Honolulu	50,445
1983	Feb. 6	NFC (\$10,000)	AFC (\$5,000)	20-19	Honolulu	49,883
1982	Jan. 31	AFC (\$5,000)	NFC (\$2,500)	16-13	Honolulu	50,402
1981	Feb. 1	NFC (\$5,000)	AFC (\$2,500)	21-7	Honolulu	50,360
1980	Jan. 27	NFC (\$5,000)	AFC (\$2,500)	37-27	Honolulu	49,800
1979	Jan. 29	NFC (\$5,000)	AFC (\$2,500)	13-7	Los Angeles	46,281
1978	Jan. 23	NFC (\$5,000)	AFC (\$2,500)	14-13	Tampa	51,337
1977	Jan. 17	AFC (\$2,000)	NFC (\$1,500)	24-14	Seattle	64,752
1976	Jan. 26	NFC (\$2,000)	AFC (\$1,500)	23-20	New Orleans	30,546
1975	Jan. 20	NFC (\$2,000)	AFC (\$1,500)	17-10	Miami	26,484
1974	Jan. 20	AFC (\$2,000)	NFC (\$1,500)	15-13	Kansas City	66,918
1973	Jan. 21	AFC (\$2,000)	NFC (\$1,500)	33-28	Dallas	37,091
1972	Jan. 23	AFC (\$2,000)	NFC (\$1,500)	26-13	Los Angeles	53,647
1971	Jan. 24	NFC (\$2,000)	AFC (\$1,500)	27-6	Los Angeles	48,222

### 2022 PRO BOWL

Allegiant Stadium, Las Vegas, Nevada  
February 6, 2022, Attendance: 56,206

**AFC 41 NFC 35**—Justin Herbert connected with Mark Andrews for two touchdown passes to guide the AFC to a 41-35 victory over the NFC in the Pro Bowl's return from the COVID-19 pandemic. Darius Leonard also returned an interception for a touchdown on the opening possession, and rookie quarterback Mac Jones passed for 112 yards and threw a touchdown pass. Herbert garnered the offensive MVP award with 98 passing yards, including his two

touchdown passes to Andrews, the Baltimore tight end who had had five catches for 82 yards. Defensive MVP honors went to Maxx Crosby, playing on his home field, who posted two sacks and broke up three passes. The AFC won its fifth consecutive Pro Bowl since the league returned to a conference format following the 2016 season. Cardinals quarterback Kyler Murray passed for 160 yards and three touchdowns for the NFC. Murray found Minnesota's Dalvin Cook for a TD with 2:36 to play. Tampa Bay's Antoine Winfield returned an interception 63 yards for a score to end the

first quarter. The Raiders' Hunter Renfrow also caught a touchdown in the back of the end zone. Kickoffs were removed from the game for safety reasons. Wide receiver Mike Evans snagged a 19-yard touchdown after out-leaping the Raiders' Denzel Perryman in the first half. For the first time at the NFL level, Buffalo's Stefon Diggs faced off against his younger brother, Dallas cornerback Trevon Diggs. Stefon became a DB when Trevon came in as a receiver for the NFC in the first half, and Stefon broke up a pass in the end zone. On a third-quarter TD run, Stefon scored after a move on Trevon.

## PRO BOWL SUMMARIES

**NFC** 13 8 0 14 — 35  
**AFC** 14 14 13 0 — 41

AFC—D.Leonard 45 interception return  
 (J.Tucker kick)

NFC—K.Juszczyk 14 pass from K.Cousins  
 (J.Elliott kick)

AFC—M.Andrews 15 pass from J.Herbert  
 (J.Tucker kick)

NFC—A.Winfield 63 interception return  
 (pass failed)

AFC—M.Garrett 22 fumble return  
 (M.Jones-D.Johnson pass)

NFC—M.Evans 19 pass from K.Murray  
 (K.Murray-C.Lamb pass)

AFC—M.Andrews 7 pass from J.Herbert  
 (run failed)

AFC—H.Renfrow 6 pass from M.Jones  
 (pass failed)

AFC—S.Diggs 4 run (J.Tucker kick)

NFC—K.Pitts 5 pass from K.Murray  
 (J.Elliott kick)

NFC—D.Cook 5 pass from K.Murray  
 (J.Elliott kick)

### 2020 PRO BOWL

Camping World Stadium, Orlando, Florida  
 January 26, 2020, Attendance: 54,024

**AFC 38, NFC 33**—The AFC scored 10 points in the last 53 seconds of the first half, and Calais Campbell had a key fourth-down, fourth-quarter sack that resulted in a fumble and T.J. Watt's 82-yard game-deciding touchdown, to propel the AFC to victory. The AFC had the initial scoring opportunity, but Budda Baker intercepted Lamar Jackson's pass in the end zone for a touchback. Three plays later Drew Brees connected on a 59-yard pass to Kenny Golladay to set up Michael Thomas' 16-yard scoring grab for a 7-0 NFC lead. Jackson responded by completing all six of his pass attempts on the next drive, capped by Andre Roberts' 5-yard touchdown catch to tie the game in the final minute of the first quarter. The NFC retook the lead seven plays later, on a drive highlighted by a play in which Russell Wilson recovered his own fumble and completed a 45-yard pass to Jared Cook, to take a 14-7 lead on Amari Cooper's touchdown reception. The AFC answered with two fourth-down conversions, one on a 3-yard run by Jackson, and the other a 3-yard touchdown catch by Mark Andrews, to tie the game 14-14. With 1:51 left in the half Wilson's fourth-and-13 pass fell incomplete. The AFC quickly took advantage with a 5-play, 56-yard, 58-second drive, that featured Deshaun Watson's 29-yard pass to Andrews, and culminated with Jack Doyle's 13-yard scoring catch for a 21-14 lead with 53 seconds left before halftime. The AFC's defense then forced three consecutive incompletions and a punt, and Watson completed a 17-yard pass to Mark Ingram and 13-yard toss to Jarvis Landry to set up Justin Tucker's 50-yard field goal as the half expired for a 24-14 lead. The AFC drove to the NFC 20-yard line to begin the second half, but Harrison Smith intercepted Wat-

son's pass, ran 36 yards before lateraling the ball to Fletcher Cox, who went the remaining 61 yards and scored to pull the NFC to within 24-21. The NFC's defense forced a punt, and Kirk Cousins connected with Thomas on a 38-yard reception that was immediately followed by Davante Adams' 13-yard touchdown catch. Josh Allen blocked the extra point, so the NFC's advantage was just 27-24. Three plays later, Ryan Tannehill completed his only pass of the game, a short pass to DJ Chark that resulted in a 60-yard touchdown and gave the AFC a 31-27 lead with 1:37 remaining in the third quarter. On the next play Ezekiel Elliott attempted a halfback-option pass that was intercepted by Joe Haden, but the NFC's defense responded with Za'Darius Smith's interception two plays later. The NFC drove to the AFC 9-yard line, and with 10:49 to play faced fourth-and-9. Pete Carroll chose to go for it, but Campbell sacked Cousins and forced him to fumble. Watt recovered the ball and returned it 82 yards for a touchdown and 38-27 lead. Cousins responded with an 11-play, 75-yard touchdown drive, with Adams' 4-yard catch cutting the deficit to 38-33 with 4:37 to play. The NFC went for the two-point conversion but Cousins was sacked. Instead of kicking off, the NFC chose to go for first down on fourth-and-15 from their own 25, but Cousins' pass was intercepted by Earl Thomas. Derrick Henry converted a first down on third-and-1 with 2:28 left and Ingram iced the game with a 4-yard run on second-and-2 with 2:06 to play. Jackson was named the Offensive Player of the Game and Campbell earned Defensive Player of the Game honors.

**NFC** 7 7 13 6 — 33  
**AFC** 7 17 7 7 — 38

NFC—Thomas 16 pass from Brees  
 (Lutz kick)

AFC—Roberts 5 pass from Jackson  
 (Tucker kick)

NFC—Cooper 6 pass from Wilson  
 (Lutz kick)

AFC—Andrews 3 pass from Jackson  
 (Tucker kick)

AFC—Doyle 13 pass from Watson  
 (Tucker kick)

AFC—FG Tucker 50

NFC—Cox 61 interception return  
 (Lutz kick)

NFC—Adams 13 pass from Cousins  
 (kick blocked)

AFC—Chark 60 pass from Tannehill  
 (Tucker kick)

AFC—Watt 82 fumble return  
 (Tucker kick)

NFC—Adams 4 pass from Cousins  
 (pass failed)

### 2019 PRO BOWL

Camping World Stadium, Orlando, Florida  
 January 27, 2019, Attendance: 51,192

**AFC 26, NFC 7**—The AFC's defense intercepted three passes, registered seven sacks, and permitted just 148 yards and 10

first downs en route to posting its third consecutive victory. Patrick Mahomes completed four passes on the opening drive, capped by Eric Ebron's 18-yard touchdown catch just 3:34 into the game for a 7-0 lead. The NFC countered by driving to the AFC's 4-yard-line, but Dee Ford and Brandon Williams stopped Kyle Juszczyk for no gain on fourth-and-2 to stop the threat. Late in the first quarter Mahomes completed a 50-yard pass to Keenan Allen that set up Anthony Sherman's 1-yard run for a 14-0 lead. With Andrew Luck at quarterback, the AFC produced a methodical 17-play, 79-yard drive that featured three third-down conversions and culminated with Jason Myers' 31-yard field goal for a 17-0 lead with 21 seconds left in the first half. In the third quarter, Jamal Adams intercepted wide receiver Adam Thielen's pass at the AFC 14 to quell a scoring threat by the NFC. The ensuing 57-yard drive led to Myers' second field goal for a 20-0 lead with 4:01 remaining in the third quarter. Early in the fourth quarter the NFC defense forced three consecutive incomplete passes by Deshaun Watson to take over on downs at their own 37. Dak Prescott engineered an 8-play, 63-yard drive that was highlighted by two fourth-down conversions, the latter of which was a 20-yard pass to Austin Hooper on fourth-and-5 with 9:05 left in the game. NFC offensive players Saquon Barkley, Ezekiel Elliott, Mike Evans and Alvin Kamara took part in a handful of snaps on defense, and Evans intercepted a Watson pass with 6:17 to play. The NFC drove to the AFC 23, but Xavier Howard thwarted their final scoring chance with an interception at the AFC 18-yard-line with 4:01 left. A 49-yard pass to Anthony Sherman gave the AFC a chance to play some defensive players on offense in the final minutes. Defensive end Melvin Ingram gained 2 yards on third-and-1 for a first down with 1:14 to play, and Watson tossed a 6-yard scoring pass to cornerback Jalen Ramsey with 22 seconds to play. The 2-point conversion pass intended for safety Derwin James fell incomplete. Mahomes was named the Offensive Player of the Game and Adams earned Defensive Player of the Game honors.

**AFC** 7 10 3 6 — 26  
**NFC** 0 0 0 7 — 7

AFC—Ebron 18 pass from Mahomes  
 (Myers kick)

AFC—Sherman 1 run (Myers kick)

AFC—FG Myers 31

AFC—FG Myers 47

NFC—Hooper 20 pass from Prescott  
 (Rosas kick)

AFC—Ramsey 6 pass from Watson  
 (2-pt pass failed)

### 2018 PRO BOWL

Camping World Stadium, Orlando, Florida  
 January 28, 2018, Attendance: 51,019

**AFC 24, NFC 23**—Delanie Walker caught 2 touchdown passes, including the game-winner with 1:31 remaining, as the

## PRO BOWL SUMMARIES

AFC rallied from a 17-point halftime deficit to defeat the NFC. The NFC opened the game with a 75-yard touchdown drive engineered by Drew Brees. The NFC used a pair of third-down conversion passes by Brees and Kyle Juszczyk's 2-yard run on fourth-and-1 to set up Brees' 8-yard touchdown pass to Adam Thielen. Following an exchange of field goals, the AFC was faced with fourth-and-7 from the AFC 41-yard line. Ben Roethlisberger's deep pass was intercepted by Harrison Smith and returned 79 yards for a touchdown and 17-3 lead. A 49-yard pass from Alex Smith to Jarvis Landry put the AFC in the NFC red zone, but Patrick Peterson intercepted Smith's pass in the end zone three plays later to stifle the AFC. Russell Wilson guided the NFC down field, and Mark Ingram added a key 11-yard run to set up Graham Gano's 40-yard field goal as the half expired for a 20-3 NFC lead. Smith's 44-yard pass to T.Y. Hilton three plays into the second half set up Walker's 4-yard touchdown catch to cut the deficit to 20-10. Five plays later, Casey Hayward's interception, then lateral to Reshad Jones for 23 yards, followed by his lateral to Jalen Ramsey for another 23 yards, gave the AFC momentum. Moments later Derek Carr connected on a 39-yard pass to Hilton and LeSean McCoy scored on the next play to pull the AFC to within 20-17 with 5:36 left in the third quarter. The NFC responded with a 13-play drive, but Cameron Hayward's sack of Jared Goff on third down forced the NFC to kick to Gano's third field and a 23-17 lead with 14:09 to play. With 3:46 remaining, faced with fourth-and-3 near midfield, Goff's pass to Doug Baldwin fell incomplete. The AFC took over, Carr completed a 12-yard pass to Landry on fourth-and-7 to keep the drive alive, and he fired an 18-yard touchdown pass to Walker with 1:31 left to give the AFC its first lead of the game, 24-23. Von Miller sacked Goff, forced him to fumble, and recovered the ball at the NFC 27 to clinch the victory. Walker was named the Offensive Player of the Game and Miller earned Defensive Player of the Game honors.

<b>NFC</b>	7	13	0	3	—	23
<b>AFC</b>	3	0	14	7	—	24

NFC—Thielen 8 pass from Brees

(Gano kick)

AFC—FG Boswell 41

NFC—FG Gano 43

NFC—Smith 79 interception return

(Gano kick)

NFC—FG Gano 40

AFC—Walker 4 pass from A. Smith

(Boswell kick)

AFC—McCoy 2 run (Boswell kick)

NFC—FG Gano 38

AFC—Walker 18 pass from Carr

(Boswell kick)

### 2017 PRO BOWL

Camping World Stadium, Orlando, Florida  
January 29, 2017, Attendance: 60,834

**AFC 20, NFC 13**—In the first AFC-NFC game played in four years, Lorenzo Alexander intercepted a pass at the 2-yard-line with 1:23 remaining to secure the AFC's victory. After three years of teams being picked by former stars, the traditional AFC-NFC series is now knotted at 22 wins apiece. The NFC had the first scoring opportunity, but Ezekiel Elliott was stopped shy of the goal line by Zach Brown on fourth-and-goal midway through the first quarter. On the first play of the second quarter, Alex Smith completed a 26-yard touchdown pass deep down the left side to Delanie Walker. The NFC drove to the AFC 4-yard-line but Stephon Gilmore intercepted Drew Brees' next pass for a touchback. Richard Sherman returned the favor three plays later when he stepped in front of an Andy Dalton pass and returned it 6 yards to the NFC's 42-yard-line. Four plays later, after a key 6-yard pass to Jimmy Graham on third-and-5, Brees connected deep down the left side with Doug Baldwin for a game-tying 47-yard touchdown. Late in the first half, Tyreek Hill's 38-yard punt return set up Dalton's 23-yard touchdown pass to Travis Kelce for a 14-7 AFC lead. The AFC started the second half with consecutive scoring drives in excess of seven minutes, the first engineered by Dalton and the second by Philip Rivers. Both resulted in Justin Tucker field goals for a 20-7 lead with 14:12 remaining. Kirk Cousins guided the NFC to a pair of field goals on their next two possessions to cut the deficit to 20-13 with 4:29 to play. Rivers passed for a first down on the AFC's next possession, but then was sacked on three consecutive plays to force at punt. Cousins and the NFC began their final drive at their own 31-yard-line with 2:37 to play. He completed five of his first six passes, including a pair to Baldwin and Graham, to reach the AFC 24. Following an off-side penalty, Cousins pass deep down the middle was intercepted by Alexander at the 2-yard line. Following a 20-yard return, Alexander lateraled the ball to Aqib Talib, who raced 66 yards to the NFC 12, to clinch the victory. Kelce had 3 catches for 36 yards and was named the Offensive Player of the Game. Alexander's game-clinching interception earned him Defensive Player of the Game honors.

<b>AFC</b>	0	14	3	3	—	20
<b>NFC</b>	0	7	0	6	—	13

AFC—Walker 26 pass from Smith

(Tucker kick)

NFC—Baldwin 47 pass from Brees

(Prater kick)

AFC—Kelce 23 pass from Dalton

(Tucker kick)

AFC—FG Tucker 38

AFC—FG Tucker 31

NFC—FG Prater 42

NFC—FG Prater 46

### 2016 PRO BOWL

Aloha Stadium, Honolulu, Hawaii  
January 31, 2016, Attendance: 49,616

#### TEAM IRVIN 49, TEAM RICE 27

—Team Irvin's defense had 6 interceptions, which led to 21 points, to help guide them to victory. Eli Manning engineered the opening drive for Team Rice, capped by his 4-yard touchdown pass to Travis Kelce. On Team Irvin's first play from scrimmage, Russell Wilson completed a 61-yard pass to DeAndre Hopkins deep down the right sideline to set up his 14-yard touchdown pass to Julio Jones. Sean Lee's interception two plays later led to Wilson's second touchdown pass, this one to Devonta Freeman, to give Team Irvin a 14-7 lead with 3:40 left in the first quarter. Following an exchange of punts, NaVorro Bowman intercepted a pass that sparked a 5-play, 75-yard drive, keyed by Wilson's 48-yard pass to Allen Robinson and capped by his 10-yard scoring toss to Todd Gurley for a 21-7 Team Irvin lead early in the second quarter. Team Rice responded with Derek Carr's 10-yard touchdown pass to Kelce, on third-and-goal, to cut the deficit to 21-14. Marcus Peters intercepted Teddy Bridgewater's pass on the next play from scrimmage, and his 37-yard return gave Team Rice the ball at the Team Irvin 26-yard-line. Two plays later, Jurrell Casey intercepted a short pass to thwart the rally. Bridgewater's 44-yard pass to A.J. Green moments later led to Darren Sproles' 2-yard touchdown catch with 32 seconds left in the half for a 28-14 Team Irvin lead. Team Rice began the second half with a 10-play, 75-yard drive, highlighted by Cedric Peerman's 6-yard run from punt formation on fourth-and-2, and capped by Doug Martin's 3-yard touchdown run, to pull within 28-21. Team Irvin needed just four plays to answer, with Robinson catching a 50-yard touchdown pass from Bridgewater. Tyrod Taylor had passes intercepted on the next two Team Rice possessions, the second of which, by Dominique Rodgers-Cromartie, led to Jameis Winston's 53-yard touchdown pass to Delanie Walker, and a 42-21 lead with 1:51 left in the third quarter. On Team Irvin's next drive, Winston was 3-for-3 on third-down pass situations, with Hopkins' 7-yard touchdown catch increasing the lead to 49-21 with 7:50 remaining. Taylor completed four consecutive passes, the last of which to Jarvis Landry for a 31-yard touchdown with 6:05 to play, to cut the lead to 49-27. Two plays later Khalil Mack recovered Winston's fumble at the Irvin 22-yard-line, but Bowman intercepted Taylor's pass on the next play and Team Irvin was able to run out the final 5:23. Wilson, who completed 8 of 12 passes for 164 yards and 3 touchdowns, was the Offensive MVP, while Michael Bennett, who had the game's lone sack, along with a tackle for loss and pass defended, earned Defensive MVP honors.

<b>Irvin</b>	14	14	14	7	—	49
<b>Rice</b>	7	7	7	6	—	27

Rice — Kelce 4 pass from E. Manning



## PRO BOWL SUMMARIES

- (J. Brown kick)
- Irv — J. Jones 14 pass from Wilson (pass failed)
- Irv — Freeman 6 pass from Wilson (J. Jones pass from Wilson)
- Irv — Gurley 10 pass from Wilson (Bailey kick)
- Rice — Kelce 10 pass from Carr (J. Brown kick)
- Irv — Sproles 2 pass from Bridgewater (Bailey kick)
- Rice — Martin 3 run (J. Brown kick)
- Irv — Robinson 50 pass from Bridgewater (Bailey kick)
- Irv — Walker 53 pass from Winston (Bailey kick)
- Irv — Hopkins 7 pass from Winston (Bailey kick)
- Rice — Landry 31 pass from Taylor (pass failed)

### 2015 PRO BOWL

University of Phoenix Stadium, Glendale, Arizona  
January 25, 2015, Attendance: 63,225

#### TEAM IRVIN 32, TEAM

**CARTER 28**—Both teams scored on their first two possessions. After an Adam Vinatieri field goal, Andrew Luck completed all five pass attempts on his first possession to give Team Carter a 7-3 lead. Two plays later, Matthew Stafford connected with Golden Tate on a 60-yard pass to set up his 10-yard touchdown pass to Emmanuel Sanders for a 9-7 lead. Luck completed a 30-yard pass to Antonio Brown on third-and-17 to keep the next drive alive and regained the lead with a 14-yard touchdown pass to T.Y. Hilton. Stafford engineered two more scoring drives early in the second quarter, highlighted by a 48-yard pass to Odell Beckham, Jr. and a 29-yard pass to Sanders, en route to a 19-13 lead with 5:45 left in the half. Drew Brees responded by completing all five of his pass attempts on the ensuing drive, and John Kuhn gained two yards on fourth-and-1, to set up Brees' 21-yard touchdown pass to Jordy Nelson to give Team Carter a 20-19 lead with 1:59 left in the second quarter. Stafford drove Team Irvin to the Carter 2-yard-line with 23 seconds left in the half, but J.J. Watt intercepted his short pass intended for Tate to help Team Irvin hold a one-point halftime lead. On the first play of the second half, Stafford fumbled the snap and Watt recovered the fumble. Three plays later Brees connected with Olsen on a 10-yard touchdown pass and 2-point conversion toss to Hilton for a 28-19 lead for Team Carter. Brent Grimes intercepted Brees' pass for a touchback later in the third quarter to keep Team Irvin within nine points. Mark Ingram carried six times for 45 yards on the ensuing drive and Matt Ryan culminated the drive with a 1-yard touchdown pass to Sanders. Vinatieri missed his second extra point of the game, so Team Irvin trailed by three points with 1:52 left in the third quarter. Midway through the fourth quarter, Darren Sproles had a 30-

yard run to help get Team Irvin into scoring position. Faced with fourth-and-goal from the 1-yard-line with 3:14 to play, Team Irvin forwent a game-tying field-goal attempt and Ryan tossed a 1-yard touchdown to Jimmy Graham for a 32-28 lead. Andy Dalton drove Team Carter down to the Team Irvin 19-yard-line with 1:06 remaining, but then threw four consecutive incompletions and Team Carter prevailed. Watt had four passes defended, recovered a fumble and had an interception to earn defensive player of the game honors. Stafford was named offensive player of the game with 316 passing yards and 2 touchdowns.

<b>Irvin</b>	9	10	6	7	—	32
<b>Carter</b>	13	7	8	0	—	28
Irv	— FG Vinatieri 32					
Cart	— Olsen 17 pass from Luck (Parkey kick)					
Irv	— Sanders 10 pass from Stafford (kick failed)					
Cart	— Hilton 14 pass from Luck (pass failed)					
Irv	— Graham 6 pass from Stafford (Vinatieri kick)					
Irv	— FG Vinatieri 28					
Cart	— Nelson 21 pass from Brees (Parkey kick)					
Cart	— Olsen 10 pass from Brees (Hilton pass from Brees)					
Irv	— Sanders 1 pass from Ryan (kick failed)					
Irv	— Graham 1 pass from Ryan (Vinatieri kick)					

### 2014 PRO BOWL

Aloha Stadium, Honolulu, Hawai'i  
January 26, 2014, Attendance: 47,270

#### TEAM RICE 22, TEAM

**SANDERS 21**—DeMarco Murray scored on a 20-yard touchdown pass, and Mike Tolbert added the 2-point conversion run, with 41 seconds remaining as Team Rice rallied to defeat Team Sanders. The game marked the first in which the Pro Bowl players were split into teams via a draft held by Pro Football Hall of Fame players Jerry Rice and Deion Sanders. Team Sanders scored first as Andrew Luck completed a 36-yard flea-flicker touchdown pass to DeSean Jackson for a 7-0 less than five minutes into the game. Team Rice had a chance to tie the game at the end of the first quarter, but Eric Berry intercepted a Drew Brees pass in the end zone. Brees bounced back on the next series, tying the game on an 8-yard scoring pass to Jimmy Graham. Dontari Poe's interception and 42-yard return to the Team Rice's 7-yard-line set up Cam Newton's 1-yard run to give Team Sanders a 14-7 lead. Just before halftime Team Rice's Derrick Johnson forced Alfred Morris to fumble. Alterraun Verner recovered the fumble at Team Rice's own 42-yard line, and Philip Rivers completed the final four passes on a 58-yard drive, capped by his 10-yard touchdown pass to Josh Gordon, to tie the game 14-14 with 36 seconds left in the half. Team Sanders' Justin Tucker

attempted a 66-yard field goal to conclude the half, but the kick fell short. Team Sanders had a chance to retake the lead early in the second half following Berry's fumble recovery at the 24-yard line, but Newton's fourth-and-goal pass from the 4-yard line fell incomplete. In the fourth quarter, Stephen Gostkowski's 53-yard field-goal attempt for Team Rice hit the right upright, maintaining the tie score with 7:24 to play. Three plays later Nick Foles completed a 39-yard pass to Antonio Brown to set up his 12-yard touchdown pass to Jordan Cameron for a 21-14 lead for Team Sanders with 4:41 remaining. On the next possession, on fourth-and-2 from their own 30 with 3:48 remaining, Tolbert took a direct snap from punt formation and ran seven yards for a first down. Alex Smith then completed a 16-yard pass to Gordon on fourth-and-8, keeping the drive alive for Team Rice. However, Brent Grimes intercepted Smith's pass and returned it to Team Sanders' 30 with 2:17 remaining. Team Rice was able to force a punt, and Dexter McCluster returned it 26 yards to his own 42-yard line. With 1:24 on the clock and trailing 21-14, Smith completed a 24-yard pass to Gordon on the first play. Two plays later he connected with Alshon Jeffery on a 12-yard reception. On the next play he found Murray over the middle. Murray powered through Team Sanders' defense for the touchdown. Team Rice head coach Ron Rivera went for the 2-point conversation, and Tolbert blasted over the middle for a 22-21 lead with 41 seconds left. Team Sanders reached the Team Rice 49-yard-line with five seconds left. Tucker attempted a 67-yard field goal but it fell short. Team Rice's Smith passed for a game-high 116 yards. Gordon had 6 catches. Linebacker Johnson had a team-high 9 tackles, and one forced fumble, to be named the game's defensive most valuable player. For Team Sanders, Foles, who led the NFL in passer rating, had a game-best 130.8 rating by completing 7 of 10 passes for 89 yards and 1 touchdown and was named the game's offensive most valuable player. Jamaal Charles rushed for a game-best 43 yards.

<b>Rice</b>	0	14	0	8	—	22
<b>Sanders</b>	7	0	7	—	—	21
San	— Jackson 36 pass from Luck (Tucker kick)					
Rice	— Graham 8 pass from Brees (Gostkowski kick)					
San	— Newton 1 run (Tucker kick)					
Rice	— Gordon 10 pass from Rivers (Gostkowski kick)					
San	— Cameron 12 pass from Foles (Tucker kick)					
Rice	— Murray 20 pass from A. Smith (Tolbert run)					

## PRO BOWL SUMMARIES

### 2013 PRO BOWL

Aloha Stadium, Honolulu, Hawaii

January 27, 2013, Attendance: 47,134

**NFC 62, AFC 35**—Russell Wilson passed for 3 touchdowns as the NFC scored touchdowns on six consecutive possessions in the second and third quarters en route to victory. Drew Brees fumbled on the first play of the game. It was recovered by Jarius Byrd and four plays later Peyton Manning completed a 6-yard touchdown pass to A.J. Green for a 7-0 lead 59 seconds into the game. The NFC's defense forced punts on the AFC's next three possessions, but when Derrick Johnson intercepted a pass by Eli Manning and returned it 42 yards for a touchdown, the AFC led 14-10 with 11:14 remaining in the second quarter. The NFC regained the lead 17-14 on Victor Cruz' 9-yard touchdown catch. William Moore intercepted a pass on the AFC's next possession, and on the next play Eli Manning completed a 52-yard pass to Kyle Rudolph, setting up Marshawn Lynch's 1-yard touchdown run for a 24-14 lead with 1:41 left in the half. Julius Peppers sacked Matt Schaub on third down to force Dustin Colquitt's fourth punt of the half. Eli Manning then engineered a 71-yard drive in the final 1:08 of the half, started by Rudolph's 20-yard catch on the first play of the drive, keyed by Larry Fitzgerald's 15-yard catch on third down, and capped by Rudolph's 3-yard touchdown catch as the half expired for a 31-14 lead. Earl Thomas intercepted Schaub's pass on the second play of the second half, and three plays later Wilson completed a 28-yard touchdown pass to Doug Martin. Schaub responded with a 16-play, 80-yard drive, capped by his 4-yard touchdown pass to Joshua Cribbs. However, the NFC answered by scoring twice in a span of 2 minutes, 1 second. Leon Washington set the stage with a Pro Bowl record 92-yard kickoff return that set up Wilson's 9-yard touchdown pass to Fitzgerald. The AFC's Andrew Luck fumbled on his first play from scrimmage and Gerald McCoy recovered. Vincent Jackson caught a 5-yard scoring pass from Wilson five plays later to give the NFC a 52-21 lead with 1:51 left in the third quarter. Cribbs fumbled on the ensuing kickoff and Chad Greenway recovered, setting up Blair Walsh's 26-yard field goal for a 55-21 lead. In the fourth quarter for the AFC Luck and Green combined for a pair of touchdowns, finishing 80- and 77-yard fourth-quarter drives. For the NFC, Cruz' Pro Bowl-record 10th catch set up the NFC's final points, a 3-yard scoring run by Jerome Felton. Eli Manning was 16 of 23 for 191 yards and 2 touchdowns, with 1 interception. Brees was 8 of 11 for 131 yards and 1 touchdown, while Wilson was 8 of 10 for 98 yards and 3 touchdowns. Cruz had 10 receptions for 96 yards and 1 touchdown. Rudolph, who was chosen as the game's MVP, had 5 receptions for 122 yards and 1 touchdown. Schaub completed 12 of 22 for 113 yards and 1 touchdown, with 2

interceptions. Luck was 12 of 19 for 205 yards and 2 touchdowns, with 1 interception, and Peyton Manning was 6 of 12 for 43 yards and 1 touchdown. Green had 7 catches for 119 yards and 3 touchdowns.

<b>AFC</b>	7	7	7	14	—	35
<b>NFC</b>	7	24	21	10	—	62
AFC	— Green 6 pass from P. Manning (Dawson kick)					
NFC	— V. Jackson 36 pass from Brees (Walsh kick)					
NFC	— FG Walsh 48					
AFC	— D. Johnson 42 interception return (Dawson kick)					
NFC	— Cruz 9 pass from E. Manning (Walsh kick)					
NFC	— Lynch 1 run (Walsh kick)					
NFC	— Rudolph 3 pass from E. Manning (Walsh kick)					
NFC	— Martin 28 pass from Wilson (Walsh kick)					
AFC	— Cribbs 4 pass from Schaub (Dawson kick)					
NFC	— Fitzgerald 9 pass from Wilson (Walsh kick)					
NFC	— FG Walsh 26					
AFC	— Green 4 pass from Luck (Dawson kick)					
NFC	— Felton 3 run (Walsh kick)					
AFC	— Green 49 pass from Luck (Dawson kick)					

### 2012 PRO BOWL

Aloha Stadium, Honolulu, Hawaii

January 29, 2012, Attendance: 48,423

**AFC 59, NFC 41**—Brandon Marshall established a Pro Bowl record with 4 touchdown catches as the AFC defeated the NFC. The two teams combined for 1,142 total yards, including 596 by the AFC. The NFC scored the first two touchdowns in a span of nine seconds. After Aaron Rodgers connected with Larry Fitzgerald on a 10-yard touchdown, the NFC's Charles Tillman successfully recovered an onside kick. On the next play, Rodgers found Fitzgerald for a 44-yard touchdown deep down the right sideline for a 14-0 lead 5:55 into the game. The NFC's Clay Matthews then intercepted a pass, but during the return the NFC lateraled the ball and Julius Peppers fumbled. Vincent Jackson recovered and the AFC scored three plays later to cut the deficit to 14-7. Champ Bailey recovered LeSean McCoy's fumble at the AFC' 15-yard line on the ensuing possession and Ben Roethlisberger found Marshall for a 74-yard touchdown pass to tie the game with 2:35 left in the first quarter. Patrick Peterson's interception in the end zone resulted in a touchback and thwarted an AFC scoring opportunity early in the second quarter. Drew Brees guided the NFC on an 80-yard drive on the next possession, capped by his fourth-and-goal 2-yard touchdown pass to Jimmy Graham for a 21-14 lead. Philip Rivers answered with a 29-yard touchdown pass to Marshall to tie the game. On its next pos-

session, the NFC was forced to punt but punter Andy Lee completed an 8-yard pass to Peterson for a first down. Three plays later Greg Jennings caught an 11-yard touchdown pass from Brees for a 28-21 lead. The half ended with Rivers finding Antonio Gates for a 27-yard touchdown on the last play of the first half to tie the game 28-28. Eric Weddle intercepted Cam Newton's pass early in the second half to set up Sebastian Janikowski's 37-yard field goal, but Newton found Steve Smith for a 55-yard touchdown three plays later as the NFC retook the lead 35-31. The NFC had its second successful inside kick, this one recovered by Brian Jennings, but was unable to capitalize as Johnathan Joseph intercepted Newton's pass to stop the NFC's drive. The AFC resulted with a long drive, but A.J. Green fumbled at the NFC 1-yard-line and Eric Thomas recovered in the end zone for a touchback. The AFC's defense then forced a punt and Andy Dalton connected with Marshall on a 47-yard touchdown pass for a 38-35 lead. Another NFC punt led to a 46-yard punt return by Antonio Brown and set up Vonta Leach's 1-yard touchdown for a 45-35 lead with 11:40 to play. The AFC's defense forced a third consecutive punt, Brown had a 32-yard return, and Marshall ended the drive with his fourth scoring catch, a 3-yard reception, for a 52-35 lead with 8:25 remaining. On the next drive Weddle intercepted his second pass of the day. He returned it 27 yards, lateraled to Derrick Johnson, who returned it the remaining 60 yards for a touchdown a 59-35 lead. Newton's 36-yard touchdown pass to Fitzgerald with 2:37 to play finished the scoring. Marshall finished with 6 catches for 176 yards and 4 touchdowns. The NFC had three players with more than 100 receiving yards: Smith (118 yards, 5 catches), Tony Gonzalez (114, 7), and Fitzgerald (111, 6).

<b>NFC</b>	14	14	7	6	—	41
<b>AFC</b>	14	14	10	21	—	59
NFC	— Fitzgerald 10 pass from Rodgers (Akers kick)					
NFC	— Fitzgerald 44 pass from Rodgers (Akers kick)					
AFC	— Green 34 pass from Roethlisberger (Janikowski kick)					
AFC	— Marshall 74 pass from Roethlisberger (Janikowski kick)					
NFC	— Graham 2 pass from Brees (Akers kick)					
AFC	— Marshall 29 pass from Rivers (Janikowski kick)					
NFC	— Jennings 11 pass from Brees (Akers kick)					
AFC	— Gates 27 pass from Rivers (Janikowski kick)					
AFC	— FG Janikowski 37					
NFC	— Smith 55 pass from Newton (Akers kick)					
AFC	— Marshall 47 pass from Dalton (Janikowski kick)					
AFC	— Leach 1 run (Janikowski kick)					
AFC	— Marshall 3 pass from Dalton (Janikowski kick)					

## PRO BOWL SUMMARIES

AFC — Johnson 60 interception return (Janikowski kick)  
 NFC — Fitzgerald 36 pass from Newton (kick short)

### 2011 PRO BOWL

Aloha Stadium, Honolulu, Hawaii

January 30, 2011, Attendance: 49,331

**NFC 55, AFC 41**—The NFC jumped out to a 42-0 lead, scoring six touchdowns in less than 14 minutes, and forced six turnovers en route to victory. After the AFC failed to convert a fourth-and-three from the NFC's 41-yard line, Michael Vick scrambled for a first down on third-and-6, and completed a 23-yard pass to Roddy White on third-and-10 to set up Ovie Mughelli's 1-yard touchdown run with 3:14 left in the first quarter. On the AFC's next play, London Fletcher intercepted Philip Rivers' pass and returned it to the AFC 43. Five plays later, Adrian Peterson scored on a 14-yard run for a 14-0 lead. DeAngelo Hall and Devin McCourty had interceptions on back-to-back plays to give the AFC the ball, but Brent Grimes snared a Peyton Manning pass at the NFC 42. Keyed by a Devin Hester 19-yard run, the NFC took a 21-0 lead on Matt Ryan's 4-yard touchdown pass to Tony Gonzalez with 10:41 remaining in the half. On the next play from scrimmage, Wes Welker fumbled. Hall returned the fumble 34 yards for a touchdown and 28-0 advantage. The NFC defense forced a three-and-out, and Ryan's 25-yard touchdown pass to Larry Fitzgerald four plays later extended the lead. Two plays later, Antoine Winfield intercepted Matt Cassel's pass, and Steven Jackson's 21-yard scoring scamper gave the NFC a 42-0 lead with 4:32 left in the half. The NFC scored six touchdowns in 13 minutes, 42 seconds. The AFC cracked the scoreboard as Jamaal Charles carried five times on a six-play drive, capped by his 8-yard scoring run with 1:54 left in the half. Rivers engineered an eight-play, 69-yard drive to begin the second half, and his 16-yard touchdown pass to Reggie Wayne cut the deficit to 42-14. Hester then fumbled the ensuing kickoff. Montell Owens scooped up the ball for an 8-yard touchdown return for 14 points in five seconds. David Akers then made a field goal. It was his 48th career Pro Bowl point, setting the game's all-time scoring record. Rivers' touchdown pass to Marcedes Lewis cut the deficit to 45-28, and the AFC drove into NFC territory on its next drive, but failed to convert on fourth-and-seven with 8:10 to play. Akers made his second field goal, and three plays later Jon Beason intercepted a pass by Cassel and returned it 49 yards for a touchdown and 55-28 lead with 3:33 remaining. Cassel threw two touchdowns in the final 1:55, including a 67-yard pass play that included laterals by Dwayne Bowe and Owens to center Alex Mack, who took the ball the final 40 yards. With a fumble return for a touchdown, along with an interception, Hall was named MVP, only the second defensive player in 21 years so honored.

<b>AFC</b>	0	7	21	13	—	41
<b>NFC</b>	14	28	3	10	—	55

NFC — Mughelli 1 run (Akers kick)  
 NFC — Peterson 14 run (Akers kick)  
 NFC — Gonzalez 4 pass from Ryan (Akers kick)  
 NFC — Hall 34 fumble return (Akers kick)  
 NFC — Fitzgerald 25 pass from Ryan (Akers kick)  
 NFC — Jackson 21 run (Akers kick)  
 AFC — Charles 8 run (Cundiff kick)  
 AFC — Wayne 16 pass from Rivers (Cundiff kick)  
 AFC — Owens 8 fumble return (Cundiff kick)  
 NFC — FG Akers 41  
 AFC — M. Lewis 28 pass from Rivers (Cundiff kick)  
 NFC — FG Akers 38  
 NFC — Beason 49 interception return (Akers kick)  
 AFC — Owens 7 pass from Cassel (Cundiff kick)  
 AFC — Mack 67 pass play from Cassel (pass failed)

### 2010 PRO BOWL

Sun Life Stadium, Miami, Florida

January 31, 2010, Attendance: 70,697

**AFC 41, NFC 34**—Matt Schaub passed for 2 scores and Chris Johnson scored the tie-breaking touchdown with 5:59 to play as the AFC defeated the NFC. This marked the first time the Pro Bowl was played prior to the Super Bowl. The AFC began the game with identical 5-play, 65-yard scoring drives that ended with Schaub touchdown passes to take a 14-3 lead just eight minutes, one second into the game. Aaron Rodgers answered with back-to-back scoring drives of 80 and 78 yards, the latter of which featured a 12-yard pass from Rodgers to DeSean Jackson on fourth-and-7, and was capped by the duo's 7-yard touchdown, for a 17-14 NFC lead. With the score 17-17, Josh Cribbs returned a punt 65 yards just before halftime, but Dan Carpenter's 36-yard field-goal attempt sailed wide right as the half expired. The NFC scored on the second play of the third quarter, as Jackson took a short pass from Donovan McNabb and sprinted for a 58-yard touchdown. Undeterred, David Garrard needed just two plays to tie the game on his deep 48-yard touchdown toss to Vincent Jackson. The AFC defense made a key play on the next play from scrimmage, as Brian Dawkins intercepted McNabb's pass to set up Maurice Jones-Drew's 4-yard touchdown run. The AFC defense then forced a punt, and Dan Carpenter made a 26-yard field goal to give the AFC a 34-24 lead with 5:09 left in the third quarter. Tony Romo entered the game and completed six consecutive passes to set up DeAngelo Williams' touchdown to pull within three points. Asante Samuel then intercepted Vince Young's pass and returned it 35 yards. David Akers made a 39-yard field goal moments later to

tie the score 34-34 with 11:43 to play. Schaub re-entered the game and led the AFC on an 11-play, 76-yard march, highlighted by Andre Johnson's 7-yard catch on fourth-and-2, and capped by Chris Johnson's 2-yard run with 5:59 to play. Romo drove the NFC to the AFC 31-yard line, but on third down James Harrison intercepted Romo's pass and returned it 34 yards. Le'Ron McClain clinched the victory with his 3-yard run on fourth-and-1 with 1:40 remaining, allowing the AFC to run out the clock. Schaub, who was named the MVP, was 13 of 17 for 189 yards and 2 touchdowns and Garrard was 8 of 14 for 183 yards and a score. Vincent Jackson had 7 receptions for 122 yards. For the NFC, Rodgers was 15 of 19 for 197 yards and 2 touchdowns. DeSean Jackson had 6 catches for 101 yards.

<b>NFC</b>	10	7	14	3	—	34
<b>AFC</b>	14	3	17	7	—	41

AFC — A. Johnson 33 pass from Schaub (Carpenter kick)  
 NFC — FG Akers 47  
 AFC — Marshall 23 pass from Schaub (Carpenter kick)  
 NFC — Smith 48 pass from Rodgers (Akers kick)  
 NFC — D. Jackson 7 pass from Rodgers (Akers kick)  
 AFC — FG Carpenter 30  
 NFC — D. Jackson 58 pass from McNabb (Akers kick)  
 AFC — V. Jackson 48 pass from Garrard (Carpenter kick)  
 AFC — Jones-Drew 4 run (Carpenter kick)  
 AFC — FG Carpenter 26  
 NFC — D. Williams 7 run (Akers kick)  
 NFC — FG Akers 39  
 AFC — C. Johnson 2 run (Carpenter kick)

### 2009 PRO BOWL

Aloha Stadium, Honolulu, Hawaii

February 8, 2009, Attendance: 49,958

**NFC 30, AFC 21**—Larry Fitzgerald caught 2 touchdown passes, including the go-ahead score with 4:03 remaining, as the NFC rallied to defeat the AFC. Fitzgerald, who also caught a 46-yard touchdown as the first half expired, was the game's MVP with 5 receptions for 81 yards along with the 2 scores. The AFC marched 96 yards on its first possession, with Peyton Manning completing 6 of 8 passes, capped by his 19-yard scoring toss to Tony Gonzalez. The AFC had a 16-play drive in the second quarter, but on fourth-and-goal from the NFC's 1-yard line, Manning's pass for Brandon Marshall was incomplete. After a punt, Kerry Collins needed just 49 seconds to drive 52 yards, and his 9-yard touchdown pass to Owen Daniels gave the AFC a 14-3 lead with 28 seconds left in the half. However, Drew Brees lofted a long pass as the half expired. Fitzgerald caught the ball despite Cortland Finnegan's defense, and his touchdown trimmed the deficit to 14-10. Late in the third quarter, Jared Allen sacked

## PRO BOWL SUMMARIES

Collins, forced him to fumble, and recovered the ball. On the next play, Adrian Peterson scored on a 10-yard run for a 17-14 NFC lead. Early in the fourth quarter, Jay Cutler engineered a 13-play, 89-yard drive, highlighted by a 13-yard pass to Reggie Wayne on third-and-8, and capped by Le'Ron McClain's 5-yard run with 6:59 remaining for a 21-17 AFC lead. Clifton Smith returned the ensuing kickoff 55 yards, and Eli Manning completed a 24-yard pass to Anquan Boldin. On third-and-goal from the AFC's 2, Manning found Fitzgerald for a 24-21 lead. Julius Peppers' interception set up John Carney's 48-yard field goal with 2:06 to play. After four consecutive incomplete passes by Cutler, the 44-year-old Carney, the oldest player in Pro Bowl history, tacked on a 26-yard field goal with 32 seconds left to clinch the victory. Brees was 11 of 19 for 142 yards and 1 touchdown, and Eli Manning was 8 of 14 for 111 yards and 1 touchdown, with 1 interception. Peterson led the NFC with 48 rushing yards, and Steve Smith had 6 receptions for 89 yards. Peyton Manning was 12 of 17 for 151 yards and 1 touchdown, while Collins was 10 of 15 for 108 yards and 1 touchdown, with 1 interception. Eli and Peyton Manning were the first brother quarterbacks to play against each in the Pro Bowl. Marshawn Lynch had 48 rushing yards for the AFC, while Gonzalez had 6 catches for 98 yards.

<b>NFC</b>	0	10	7	13	—	30
<b>AFC</b>	7	7	0	7	—	21
<b>AFC</b>	— Gonzalez 19 pass from P. Manning (Gostkowski kick)					
<b>NFC</b>	— FG Carney 37					
<b>AFC</b>	— Daniels 9 pass from Collins (Gostkowski kick)					
<b>NFC</b>	— Fitzgerald 46 pass from Brees (Carney kick)					
<b>NFC</b>	— Peterson 10 run (Carney kick)					
<b>AFC</b>	— McClain 5 run (Gostkowski kick)					
<b>NFC</b>	— Fitzgerald 2 pass from E. Manning (Carney kick)					
<b>NFC</b>	— FG Carney 48					
<b>NFC</b>	— FG Carney 26					

### 2008 PRO BOWL

Aloha Stadium, Honolulu, Hawaii  
February 10, 2008, Attendance: 50,044

**NFC 42, AFC 30**—Adrian Peterson rushed for 129 yards and 2 touchdowns as the NFC rallied to victory. Peterson became only the second rookie to win the Pro Bowl MVP award, joining Marshall Faulk. The NFC outgained the AFC 458-326 in total yards, but Antonio Cromartie helped keep the AFC in the game with 2 interceptions for 77 yards. The AFC scored on its first five possessions, including three touchdowns. The third touchdown was set up by Cromartie's 56-yard interception return and capped by Ben Roethlisberger's 1-yard touchdown pass to T.J. Houshmandzadeh for a 24-7 lead with 12:08 remaining in the second quarter. On the next drive, Tony Romo's 34-yard pass to Terrell Owens on fourth-and-13 seemed to change the momentum, and the pair

hooked up for a 6-yard touchdown three plays later to pull within 24-14. Adrian Peterson's 39-yard run set up Matt Hasselbeck's 17-yard touchdown pass to Chris Cooley with 28 seconds left in the half to pull the NFC to within six points at 27-21. On the opening drive of the second half, Hasselbeck completed a 17-yard pass to Torry Holt on fourth-and-2, and Peterson scored on a 17-yard run on the next play for a 28-27 lead. The AFC responded with Rob Bironas' third field goal, but late in the third quarter Owens caught a 27-yard pass from former teammate Jeff Garcia, and the duo connected on a 6-yard touchdown for a 35-30 NFC lead with 12:29 remaining. The AFC drove to the NFC's 27, but Derek Anderson threw four consecutive incomplete passes. Garcia completed a 16-yard pass to Donald Driver on the ensuing 9-play, 73-yard drive, capped by Peterson's 6-yard touchdown run with 2:43 to play for a 42-30 lead. Darren Sharper intercepted Anderson's long pass for a touchback with 20 seconds left to seal the victory. Romo was 9 of 16 for 87 yards and 2 touchdowns, with 1 interception. Hasselbeck was 7 of 9 for 78 yards and 1 touchdown, and Garcia was 8 of 10 for 117 yards and 1 touchdown, with 1 interception. Owens had 8 receptions for 101 yards. Peyton Manning was 11 of 16 for 147 yards and 1 touchdown. Roethlisberger was 5 of 9 for 42 yards, and Anderson was 10 of 26 for 103 yards, with 1 interception.

<b>AFC</b>	17	10	3	0	—	30
<b>NFC</b>	7	14	7	14	—	42
<b>AFC</b>	— Neal 1 run (Bironas kick)					
<b>NFC</b>	— Fitzgerald 6 pass from Romo (Folk kick)					
<b>AFC</b>	— Houshmandzadeh 16 pass from P. Manning (Bironas kick)					
<b>AFC</b>	— FG Bironas 33					
<b>AFC</b>	— Houshmandzadeh 1 pass from Roethlisberger (Bironas kick)					
<b>NFC</b>	— Owens 6 pass from Romo (Folk kick)					
<b>AFC</b>	— FG Bironas 48					
<b>NFC</b>	— Cooley 17 pass from Hasselbeck (Folk kick)					
<b>NFC</b>	— Peterson 17 run (Folk kick)					
<b>AFC</b>	— FG Bironas 28					
<b>NFC</b>	— Owens 6 pass from Garcia (Folk kick)					
<b>NFC</b>	— Peterson 6 run (Folk kick)					

### 2007 PRO BOWL

Aloha Stadium, Honolulu, Hawaii  
February 10, 2007, Attendance: 50,410

**AFC 31, NFC 28**—The NFC scored two touchdowns within 66 seconds to tie the score with 1:48 remaining, but Nate Kaeding made a 21-yard field goal with no time left as the AFC held off the NFC. With the score 7-7, Adalius Thomas recovered Marc Bulger's fumble and returned it 70 yards for a touchdown to give the AFC a 14-7 lead with 7:42 remaining in the first half. The NFC responded with Frank Gore's 1-yard touchdown run to tie the game. To open the second half, LaDainian Tomlinson ran six times on a nine-play drive, capped by Tomlinson's 3-yard scoring run, to give the AFC a 21-14 lead. Antonio Pierce intercepted a

pass at the NFC 6-yard-line to stop a drive late in the third quarter, but on the AFC's next possession Carson Palmer completed a 42-yard touchdown pass to teammate Chad Johnson to give the AFC a 28-14 lead. The NFC drove into the AFC red zone on its next two possessions, but Derrick Burgess' fourth-down sack ended one drive and Romo was stopped for no gain on fourth-and-goal from the 1-yard-line on the second possession with 5:00 left. However, Vince Young fumbled three plays later and Sean Taylor recovered at the AFC 11-yard-line. Four plays later, on fourth-and-3, Steven Jackson scored on a 4-yard run with 2:54 left. A bad snap on the extra-point attempt, however, forced holder Romo to throw an incomplete pass, leaving the NFC trailing by eight points. The NFC then attempted an onside kick and Ronde Barber recovered. Four plays later, Romo fired a 47-yard touchdown pass to Anquan Boldin, and a 2-point conversion pass to Steve Smith, to tie the game with 1:48 to play. After Palmer converted a fourth-and-1 with a sneak, he attempted a deep pass for Johnson. Defensive pass interference was called when Adrian Wilson, mistakenly thinking the ball had been tipped, hit Johnson before the ball arrived, and the AFC got the ball at the NFC 2-yard-line. Kaeding made the 21-yard field goal as time expired. Palmer, who was selected the game's outstanding player, was 8 of 17 for 190 yards and 2 touchdowns to lead the AFC. Reggie Wayne had 6 receptions for 137 yards. Ed Reed had 2 interceptions. Romo was 11 of 19 for 156 yards and 1 touchdown, with 1 interception, and Bulger was 8 of 15 for 133 yards.

<b>NFC</b>	0	14	0	14	—	28
<b>AFC</b>	0	14	7	10	—	31
<b>NFC</b>	— T. Barber 1 run (Gould kick)					
<b>AFC</b>	— Wayne 72 pass from Palmer (Kaeding kick)					
<b>AFC</b>	— A. Thomas 70 fumble return (Kaeding kick)					
<b>NFC</b>	— Gore 1 run (Gould kick)					
<b>AFC</b>	— Tomlinson 3 run (Kaeding kick)					
<b>AFC</b>	— C. Johnson 42 pass from Palmer (Kaeding kick)					
<b>NFC</b>	— S. Jackson 4 run (pass failed)					
<b>NFC</b>	— Boldin 47 pass from Romo (S. Smith pass from Romo)					
<b>AFC</b>	— FG Kaeding 21					

### 2006 PRO BOWL

Aloha Stadium, Honolulu, Hawaii  
February 12, 2006, Attendance: 50,190

**NFC 23, AFC 17**—Derrick Brooks returned an interception 59 yards for a touchdown, and Neil Rackers added 3 field goals, as the NFC held off the AFC. The series is now tied 18-18. The defenses dominated, as the game featured 7 sacks and 10 turnovers. John Lynch's interception and 40-yard return to the NFC 45-yard line set up Peyton Manning's 16-yard touchdown pass to Chris Chambers. With the ball at midfield and holding

10-3 lead and 48 seconds left in the half, Manning was intercepted for the third time. Roy Williams picked off the pass at the NFC 12, ran 11 yards, handed off to DeAngelo Hall, who raced 57 yards to the AFC 20-yard line. Three plays later, Michael Vick completed a 14-yard touchdown pass to Alge Crumpler to tie the game with two seconds left in the half. In the middle of the third quarter, Brooks intercepted Trent Green's short pass intended for Antonio Gates and returned it 59 yards for a touchdown. Champ Bailey recovered Santana Moss' fumble to spark a 10-play, 68-yard drive capped by Green's 1-yard run to tie the game 17-17 with 12:47 to play. Matt Hasselbeck engineered a 13-play, 59-yard drive on the ensuing possession to set up Rackers' 22-yard field goal for a 20-17 lead with 6:29 to play. Jeremiah Trotter recovered Steve McNair's fumbled snap at the AFC 18-yard line with 3:42 to play, and Rackers added a 20-yard field goal with 1:10 remaining. The AFC reached the NFC 49-yard line with 29 seconds left, but McNair threw 3 consecutive incompletions and Michael Strahan ended the game with a sack. Brooks was selected the game's outstanding player.

<b>AFC</b>	7	3	0	7	—	17
<b>NFC</b>	0	10	7	6	—	23
AFC	— Chambers 16 pass from Manning (Graham kick)					
NFC	— FG Rackers 32					
AFC	— FG Graham 31					
NFC	— Crumpler 14 pass from Vick (Rackers kick)					
NFC	— D. Brooks 59 interception return (Rackers kick)					
AFC	— T. Green 1 run (Graham kick)					
NFC	— FG Rackers 22					
NFC	— FG Rackers 20					

**2005 PRO BOWL**

Aloha Stadium, Honolulu, Hawaii  
 February 13, 2005, Attendance: 50,225  
**AFC 38, NFC 27**—Peyton Manning passed for 130 yards and 3 touchdowns as the AFC won for the fourth time in five years. The NFC outgained the AFC 492-343, but committed 3 turnovers and allowed an inside kick for a touchdown. David Akers missed a 43-yard field goal in the first quarter, and the AFC responded with touchdowns on its next four possessions. Manning completed 3 touchdown passes in the stretch, and Hines Ward registered the first inside kick returned for a touchdown in Pro Bowl history. Manning's final scoring pass, a 12-yard toss to Antonio Gates, was set up by Takeo Spikes' interception near midfield, to take a 28-7 lead with 5:50 left in the half. Michael Vick began the second half for the NFC, and engineered a 73-yard drive, capped by Torry Holt's 27-yard touchdown catch. Lito Sheppard intercepted Tom Brady's pass four plays later, and Vick culminated a 69-yard drive with a 3-yard run to cut the deficit to 28-24 with 3:53 left in the third quarter. An exchange of field goals

made the score 31-27 with 9:04 remaining, but Drew Brees connected on a 33-yard pass to Gates on a flea-flicker, and LaDainian Tomlinson scored on third-and-goal from the NFC's 4 with 5:15 to play. Nate Clements' interception of Vick's pass with 2:00 remaining clinched the victory. Manning was 6 of 10 for 130 yards and 3 touchdowns to earn the game's most valuable player award. Brady was 4 of 9 for 48 yards, with 1 interception, and Brees was 2 of 2 for 58 yards. Donovan McNabb was 1 of 8 for 24 yards, with 1 interception. Daunte Culpepper was 9 of 15 for 124 yards, with 1 interception. Vick was 14 of 24 for 205 yards and 1 touchdown, with 1 interception, and became the first player to pass and run for a touchdown in the same Pro Bowl game.

<b>NFC</b>	0	10	14	3	—	27
<b>AFC</b>	14	14	0	10	—	38
AFC	— Harrison 62 pass from Manning (Vinatieri kick)					
AFC	— Ward 41 pass from Manning (Vinatieri kick)					
NFC	— Westbrook 12 run (Akers kick)					
AFC	— Ward 39 kickoff return (Vinatieri kick)					
AFC	— Gates 12 pass from Manning (Vinatieri kick)					
NFC	— FG Akers 33					
NFC	— Holt 27 pass from Vick (Akers kick)					
NFC	— Vick 3 run (Akers kick)					
AFC	— FG Vinatieri 44					
NFC	— FG Akers 29					
AFC	— Tomlinson 4 run (Vinatieri kick)					

**2004 PRO BOWL**

Aloha Stadium, Honolulu, Hawaii  
 February 8, 2004, Attendance: 50,127  
**NFC 55, AFC 52**—Marc Bulger passed for a Pro Bowl-record 4 touchdowns as the NFC rallied from a 25-point deficit to win the highest scoring game in Pro Bowl history. The AFC set a record with 626 yards, but committed 6 turnovers which led to 35 points. Steve McNair fired a 90-yard touchdown pass to Chad Johnson on the AFC's first play, and Ed Reed blocked Todd Sauerbrun's punt and returned it 23 yards for a touchdown for a 14-0 lead 3:58 into the game. The AFC led 17-13 in the second quarter when Peyton Manning fired a 50-yard touchdown pass to Marvin Harrison, and his 9-yard scoring pass to Tony Gonzalez on the next possession gave the AFC a 31-13 lead. Jamal Lewis' 22-yard touchdown run gave the AFC a 38-13 lead with 11:08 left in the third quarter. The comeback started when Trent Green fumbled and Leonard Little recovered. Bulger completed a 12-yard touchdown pass to Torry Holt two plays later with 8:08 left in the third quarter. Two plays later, Derrick Mason fumbled and Jerry Azumah returned it 36 yards to the AFC's 7 to set up Bulger's 2-yard touchdown toss to Keenan McCardell. But following an exchange of punts, Green completed a 23-yard touchdown pass to Clinton Portis

to give the AFC a 45-27 lead with 13:14 left. The NFC scored 28 points in the next 9:42, set up by Azumah's 60-yard kickoff return, Champ Bailey's interception of a pass by Harrison, and interception returns by Dre' Bly, 32 yards for a touchdown, and Corey Chavous, 39 yards to set up Shaun Alexander's 2-yard touchdown run with 3:32 left, for a 55-45 NFC lead. Manning's 10-yard touchdown pass to Hines Ward with 1:54 left pulled the AFC within three points, and Bulger was intercepted by Brock Marion on fourth-and-10 from the AFC's 28-yard line with 1:15 left. The AFC drove to the NFC 21, but Kris Jenkins sacked Manning for a 12-yard loss, forcing Vanderjagt, who was 37-for-37 on the season but missed from 52 yards just before halftime, to attempt a 51-yard field goal as time expired. But the kick sailed wide right and the NFC prevailed. Bulger was 12 of 21 for 152 yards and 4 touchdowns, with 1 interception, and was selected as the player of the game. Holt had 7 receptions for 128 yards. Manning was 22 of 41 for 342 yards and 3 touchdowns, with 2 interceptions. Mason had 6 catches for 113 yards, and Johnson had 5 receptions for 156 yards.

<b>AFC</b>	17	14	7	14	—	52
<b>NFC</b>	10	3	14	28	—	55
AFC	— C. Johnson 90 pass from McNair (Vanderjagt kick)					
AFC	— Reed 23 return of blocked punt (Vanderjagt kick)					
NFC	— Alexander 12 run (Wilkins kick)					
NFC	— FG Wilkins 28					
AFC	— FG Vanderjagt 27					
NFC	— FG Wilkins 38					
AFC	— Harrison 50 pass from Manning (Vanderjagt kick)					
AFC	— Gonzalez 9 pass from Manning (Vanderjagt kick)					
AFC	— J. Lewis 22 run (Vanderjagt kick)					
NFC	— Holt 12 pass from Bulger (Wilkins kick)					
NFC	— McCardell 2 pass from Bulger (Wilkins kick)					
AFC	— Portis 23 pass from Green (Vanderjagt kick)					
NFC	— Crumpler 33 pass from Bulger (Wilkins kick)					
NFC	— Alexander 5 pass from Bulger (pass failed)					
NFC	— Bly 32 interception return (Green run)					
NFC	— Alexander 2 run (Wilkins kick)					
AFC	— Ward 10 pass from Manning (Vanderjagt kick)					

**2003 PRO BOWL**

Aloha Stadium, Honolulu, Hawaii  
 February 2, 2003, Attendance: 50,125  
**AFC 45, NFC 20**—Ricky Williams rushed for a game-high 56 yards, scored 2 touchdowns, and forced a fumble on special teams to earn player of the game honors. The AFC, which led by as many as 39 points, won for the third consecutive time.

## PRO BOWL SUMMARIES

Jason Taylor's interception three plays into the game set up Williams' first touchdown run, and Rich Gannon's 11-yard touchdown pass to Tony Gonzalez capped a 71-yard drive on the AFC's next possession to take a 14-3 lead. Rod Woodson's interception early in the second quarter led to Gannon's 13-yard touchdown pass to Travis Henry, and Williams capped another 71-yard drive with a 1-yard run with 47 seconds left in the half to give the AFC a 28-6 lead. Brad Johnson entered the game in the fourth quarter, and Ty Law intercepted a pass and returned it 43 yards for a touchdown on his first possession, and Sam Madison intercepted Johnson during his second drive to set up Peyton Manning's 32-yard touchdown pass to Hines Ward, which gave the AFC a 45-6 lead with 7:31 left. Johnson guided the NFC to touchdowns on its next two possessions, with the help of Julian Peterson's inside kick recovery, for the game's final points. All three AFC quarterbacks passed for at least 100 yards, led by Drew Bledsoe's 9 of 18 for 122-yard performance. Gonzalez had 5 receptions for 98 yards to lead all receivers. The AFC's defense had 6 interceptions, 3 of which were thrown by NFC starter Jeff Garcia.

<b>NFC</b>	3	3	0	14	—	20
<b>AFC</b>	14	14	3	14	—	45
AFC	— R. Williams 1 run (Vinatieri kick)					
NFC	— FG Akers 45					
AFC	— Gonzalez 11 pass from Gannon (Vinatieri kick)					
AFC	— Henry 13 pass from Gannon (Vinatieri kick)					
NFC	— FG Akers 53					
AFC	— R. Williams 1 run (Vinatieri kick)					
AFC	— FG Vinatieri 20					
AFC	— Law 43 interception return (Vinatieri kick)					
AFC	— Ward 32 pass from Manning (Vinatieri kick)					
NFC	— Horn 12 pass from B. Johnson (Akers kick)					
NFC	— Alstott 4 pass from B. Johnson (Akers kick)					

### 2002 PRO BOWL

Aloha Stadium, Honolulu, Hawaii

February 9, 2002, Attendance: 50,301

**AFC 38, NFC 30**—Rich Gannon passed for 137 yards and 2 touchdowns to become the first player to earn back-to-back Pro Bowl player of the game honors. The game had an inauspicious beginning for Gannon, who fumbled the game's first snap. Hugh Douglas recovered the fumble and returned the ball to the AFC's 2-yard line to set up Ahman Green's touchdown 27 seconds into the game. After a three-and-out series, Kurt Warner's 23-yard pass to David Boston set up David Akers' 29-yard field goal to give the AFC a 10-0 lead. Gannon responded two plays later with a 55-yard touchdown pass to Marvin Harrison. Deltha O'Neal's 24-yard interception return to the NFC's 6-yard line

moments later set up Curtis Martin's 4-yard touchdown run and gave the AFC a 14-10 lead. After the NFC went three-and-out, the AFC needed just five plays, keyed by Gannon's 30-yard pass to Troy Brown, and capped by Priest Holmes' 39-yard touchdown run to give the AFC its third touchdown in less than six minutes and a 21-10 lead. A 10-play NFC drive led to Akers' second field goal, but Jermaine Lewis' 54-yard kickoff return set up Gannon's 18-yard touchdown pass to Ken Dilger and gave the AFC a 28-10 lead with 12:03 left in the first half. The NFC overcame Shane Lechler's Pro Bowl-record 73-yard punt with Akers' 49-yard field goal just before halftime to cut the deficit to 28-16. Junior Seau's interception at the AFC's 5-yard line early in the fourth quarter thwarted one NFC rally, but Champ Bailey's interception led to Donovan McNabb's 8-yard touchdown pass to Terrell Owens to cut the deficit to 28-23 with 8:12 left. Runs of 29 and 16 yards by Corey Dillon led to Jason Elam's 38-yard field goal and, two plays later, Ty Law intercepted McNabb at the NFC 44-yard line, returned the ball to the NFC 13 before lateralling to Ray Lewis, who dragged three players into the end zone for a 38-23 lead with 2:49 remaining. McNabb's 15-yard touchdown pass to Garrison Hearst with 1:32 left cut the deficit to 38-30, but Rod Woodson recovered the ensuing inside kick to clinch the victory. Gannon was 8 of 10 for 137 yards and 2 touchdowns. McNabb was 12 of 25 for 149 yards and 2 touchdowns, with 2 interceptions, to lead the NFC. Owens had 8 receptions for 122 yards and 1 touchdown.

<b>AFC</b>	21	7	0	10	—	38
<b>NFC</b>	13	3	0	14	—	30
NFC	— Green 2 run (Akers kick)					
NFC	— FG Akers 29					
AFC	— Harrison 55 pass from Gannon (Elam kick)					
AFC	— Martin 4 run (Elam kick)					
AFC	— Holmes 39 run (Elam kick)					
NFC	— FG Akers 41					
AFC	— Dilger 18 pass from Gannon (Elam kick)					
NFC	— FG Akers 49					
NFC	— Owens 8 pass from McNabb (Akers kick)					
AFC	— FG Elam 38					
AFC	— R. Lewis 13 lateral from Law (Elam kick)					
NFC	— Hearst 15 pass from McNabb (Akers kick)					

### 2001 PRO BOWL

Aloha Stadium, Honolulu, Hawaii

February 4, 2001, Attendance: 50,128

**AFC 38, NFC 17**—Rich Gannon completed 12 of 14 passes for 160 yards during the game's first two possessions to win player of the game honors and lead the AFC to victory. Gannon's touchdown passes capped 87- and 90-yard drives and staked the AFC to a 14-0 lead. Gannon, who was still recovering from a separated non-throwing shoulder suffered in the AFC Championship

Game, was replaced by Peyton Manning. The Colts' quarterback engineered a scoring drive, capped by Matt Stover's field goal, to give the AFC a 17-0 lead early in the second quarter. At that point, the AFC had 14 first downs and 231 yards of offense while limiting the NFC to no first downs and 6 yards. Jimmy Smith caught a 2-yard touchdown pass 54 seconds before halftime to give the AFC a 24-3 lead. Third-quarter touchdown passes by Donovan McNabb and Daunte Culpepper trimmed the AFC's lead to 31-17, but Jason Taylor batted down Culpepper's fourth-and-1 pass early in the fourth quarter, and Edgerrin James' 20-yard touchdown run a few plays later iced the game. The NFC attempted a Pro Bowl record 56 pass attempts, and the two teams combined for a Pro Bowl record 98 pass attempts. Tony Gonzalez had 6 receptions for 108 yards, all in the first half, for the AFC. Torry Holt had 7 receptions for 103 yards. Smith's touchdown reception gives him 5 for his career, an PRO BOWL record.

<b>NFC</b>	0	3	14	0	—	17
<b>AFC</b>	14	10	7	7	—	38
AFC	— Gonzalez 8 pass from Gannon (Stover kick)					
AFC	— Harrison 16 pass from Gannon (Stover kick)					
AFC	— FG Stover 29					
NFC	— FG Gramatica 48					
AFC	— J. Smith 2 pass from Manning (Stover kick)					
NFC	— Owens 17 pass from McNabb (Gramatica kick)					
AFC	— Harrison 24 pass from Manning (Stover kick)					
NFC	— Holt 20 pass from Culpepper (Gramatica kick)					
AFC	— James 20 run (Stover kick)					

### 2000 PRO BOWL

Aloha Stadium, Honolulu, Hawaii

February 6, 2000, Attendance: 50,112

**NFC 51, AFC 31**—Randy Moss earned player of the game honors by setting records with 9 receptions for 212 yards as the NFC defeated the AFC in the highest-scoring Pro Bowl ever. Aeneas Williams intercepted Peyton Manning's pass and raced 62 yards down the left sideline to give the NFC an early 7-0 lead. Kurt Warner's 48-yard pass to Moss on the NFC's first possession set up Jason Hanson's first field goal. Mike Alstott and Jimmy Smith each scored twice in the first half, and Michael Bates' 66-yard kickoff return led to Hanson's Pro Bowl-record tying 51-yard field goal as the half expired to give the AFC a 27-21 lead. Alstott's third touchdown increased the NFC's lead to 37-21, and Derrick Brooks' interception of Mark Brunell and 20-yard return staked the NFC to a 44-24 lead with 11:12 left. The AFC responded with Manning's 52-yard touchdown pass to Smith with 6:30 remaining, but Steve Beuerlein found Moss with a 25-yard scoring pass with 1:05 left to finish the scoring. Warner

## PRO BOWL SUMMARIES

led the three NFC quarterbacks by completing 8 of 11 passes for 123 yards. Alstott led all rushers with 13 carries for 67 yards. The NFC forced 6 turnovers. Manning was 17 of 23 for 270 yards and 2 touchdowns, with 2 interceptions. Smith had 8 receptions for 119 yards. The previous record, 64 points, was set in 1980.

**AFC** 7 14 0 10 — 31  
**NFC** 10 17 10 14 — 51

NFC — A. Williams 62 interception return (Hanson kick)  
 NFC — FG Hanson 21  
 AFC — J. Smith 5 pass from Brunell (Mare kick)  
 NFC — Alstott 1 run (Hanson kick)  
 AFC — Gonzalez 10 pass from Gannon (Mare kick)  
 NFC — Alstott 3 run (Hanson kick)  
 AFC — J. Smith 21 pass from Manning (Mare kick)  
 NFC — FG Hanson 51  
 NFC — Alstott 1 run (Hanson kick)  
 NFC — FG Hanson 23  
 AFC — FG Mare 33  
 NFC — Brooks 20 interception return (Hanson kick)  
 AFC — J. Smith 52 pass from Manning (Mare kick)  
 NFC — Moss 25 pass from Beuerlein (Hanson kick)

### 1999 PRO BOWL

Aloha Stadium, Honolulu, Hawaii

February 7, 1999, Attendance: 50,075

**AFC 23, NFC 10**—John Elway, appearing in uniform on a football field for the final time, drove the AFC to its initial touchdown and then watched a strong defensive effort as the AFC won the Pro Bowl for the third consecutive season. Elway capped a game-opening 61-yard drive with a touchdown pass to Sam Gash. The AFC led 10-3 late in the first half when Deion Sanders intercepted a Vinny Testaverde pass at the NFC's 10 and raced downfield, only to be caught by Ed McCaffrey at the AFC 3-yard line as the half expired. The NFC drove into AFC territory early in the second half, but Ty Law thwarted the NFC's spirits with a 67-yard interception return for a touchdown to give the AFC a 17-3 lead with 9:42 left in the third quarter. The NFC reached the end zone three minutes later as Emmitt Smith scored, but the AFC responded with a field goal on its ensuing possession. Jason Elam's third field goal with 1:02 remaining finished the scoring. Elway played just one drive and was 4 of 5 for 55 yards and 1 touchdown. Keyshawn Johnson had 7 catches for 87 yards and shared player of the game honors with Law. Chandler completed 9 of 25 passes for 133 yards en route to leading the NFC to its only touchdown. Randy Moss had 7 catches for 108 yards.

**NFC** 3 0 7 0 — 10  
**AFC** 7 3 10 3 — 23  
 AFC — Gash 3 pass from Elway (Elam kick)  
 NFC — FG Anderson 23

AFC — FG Elam 23  
 AFC — Law 67 interception return (Elam kick)  
 NFC — E. Smith 3 run (Anderson kick)  
 AFC — FG Elam 46  
 AFC — FG Elam 26

### 1998 PRO BOWL

Aloha Stadium, Honolulu, Hawaii

February 1, 1998, Attendance: 49,995

**AFC 29, NFC 24**—Warren Moon guided the AFC to points on all three of his drives, including the winning touchdown from 1 yard with 1:49 left as the AFC scored the game's final 15 points to beat the NFC. Steve Young threw a 22-yard touchdown pass to Herman Moore to cap the game's opening drive and give the NFC a 7-0 lead. Late in the first quarter, Mark Brunell threw a 17-yard touchdown pass to Andre Rison to tie the game. Both touchdown passes came on third-and-8 plays. The NFC responded with a 7-play, 71-yard drive capped by Young's 36-yard touchdown pass to Rob Moore. Trent Dilfer guided the NFC to its third touchdown, keyed by a 21-yard pass to Irving Fryar and 23-yard pass to Mike Alstott, and capped by Dorsey Levens' 12-yard touchdown run with 1:36 left in the half to give the NFC a 21-7 lead. The NFC had a chance to pad its lead on its first possession of the second half, but Jason Hanson missed a 44-yard field goal. The AFC bounced back with a 10-play, 65-yard drive that culminated with Drew Bledsoe's 14-yard touchdown pass to Jimmy Smith late in the third quarter. After Hanson's 35-yard field goal gave the NFC a 24-14 lead with 13:42 left, Moon entered the game and drove the AFC into field-goal range, where Mike Hollis drilled a 48-yard attempt with 8:51 left. Attempting to grind out the clock, Warrick Dunn fumbled, and Darryl Williams recovered at the AFC's 49 with 3:03 remaining. After a holding penalty moved the AFC back 10 yards, Moon fired a 57-yard pass to Tim Brown to set up Eddie George's 4-yard run with 2:31 left. The AFC went for the lead instead of a tie, but Moon's pass to Rison fell incomplete. However, the AFC got the ball back when Chris Chandler fumbled the snap on the NFC's first play, and Michael Sinclair recovered at the NFC's 16 with 2:19 left. Three runs by George set up Moon's winning sneak with 1:49 remaining. Moon's 2-point conversion pass to Brown was incomplete, keeping the AFC's lead at 29-24. The NFC was unable to move beyond its own 31-yard line in the final moments, and the AFC prevailed. Tim Brown had 5 receptions for 129 yards. Moon, who was 4 of 8 for 89 yards, earned player of the game honors.

**AFC** 7 0 7 15 — 29  
**NFC** 7 14 0 3 — 24  
 NFC — H. Moore 22 pass from Young (Hanson kick)  
 AFC — Rison 17 pass from Brunell (Hollis kick)

NFC — R. Moore 36 pass from Young (Hanson kick)  
 NFC — Levens 12 run (Hanson kick)  
 AFC — J. Smith 14 pass from Bledsoe (Hollis kick)  
 NFC — FG Elam 35  
 AFC — FG Hollis 48  
 AFC — George 4 run (pass failed)  
 AFC — Moon 1 run (pass failed)

### 1997 PRO BOWL

Aloha Stadium, Honolulu, Hawaii

February 2, 1997, Attendance: 50,031

**AFC 26, NFC 23 (OT)**—Cary Blanchard's 37-yard field goal 8:16 into overtime gave the AFC a 26-23 victory. The field goal was an ironic ending to a game that saw Blanchard and NFC kicker John Kasay, who each broke the previous single-season record of 35 field goals, combine to miss 5 of 8 field-goal attempts. The NFC scored on its first two possessions, with Vikings guard Randall McDaniel, who lined up as a full-back, scoring his first professional touchdown to give the NFC a 9-0 lead. However, the follies of the kicking unit began as holder Matt Turk muffed the snap on the extra point attempt. Blanchard booted a 28-yard field goal with 27 seconds left in the half to cut the NFC's lead to 9-3. In the third quarter, Barry Sanders scored from 6 yards out, but Kerry Collins was sacked on the 2-point attempt. A 41-yard pass from Drew Bledsoe to Tony Martin led to Curtis Martin's 3-yard run, and after Ashley Ambrose ran an interception back 54 yards for a touchdown 11 seconds into the fourth quarter, the AFC found itself with a 16-15 lead. The NFC drove for more than six minutes, only to have Kasay miss a 40-yard field goal attempt. After an AFC punt, Cris Carter caught a 47-yard touchdown bomb from Gus Frette to put the NFC ahead 23-16. After each team punted, the AFC got the ball on its own 20-yard line with 55 seconds left. Mark Brunell hit Tim Brown with an 80-yard bomb down the right sideline to tie the game with 44 seconds left. Wesley Walls caught a 33-yard pass to give the NFC a chance to win in regulation, but Kasay missed a 39-yard attempt and the game went to overtime. The AFC won the overtime toss, but Blanchard missed a 41-yard field goal attempt. The NFC had to punt after three plays, and Brunell hit Ben Coates with a 43-yard pass on the AFC's first play. After three running plays failed to gain a first down, Blanchard trotted onto the field and made the game-winning kick. The teams combined for a Pro Bowl record 962 total yards. Brunell, who completed 12 of 22 pass attempts for 236 yards, was selected as the player of the game.

**AFC** 0 3 7 13 3 — 26  
**NFC** 9 0 6 8 0 — 23  
 NFC — FG Kasay 20  
 NFC — R. McDaniel 5 pass from Favre (muffed snap)  
 AFC — FG Blanchard 28  
 NFC — Sanders 6 run (pass failed)

## PRO BOWL SUMMARIES

AFC — Martin 3 run (Blanchard kick)  
 AFC — Ambrose 54 interception return (pass failed)  
 NFC — Carter 53 pass from Frerotte (Walls pass from Frerotte)  
 AFC — T. Brown 80 pass from Brunell (Blanchard kick)  
 AFC — FG Blanchard 37

### 1996 PRO BOWL

Aloha Stadium, Honolulu, Hawaii

February 4, 1996, Attendance: 50,034

**NFC 20, AFC 13**—Jerry Rice had 6 receptions for 82 yards and 1 touchdown to earn player of the game honors in the NFC's victory. The 49ers' wide receiver, who was named to the Pro Bowl for the tenth consecutive year, caught a 1-yard touchdown pass from Packers quarterback Brett Favre 1:41 into the second quarter to cap an 80-yard drive and give the NFC the lead for good at 10-7. The AFC had taken a 7-0 lead 2:26 into the game when Bengals quarterback Jeff Blake connected with Steelers wide receiver Yancey Thigpen on a Pro Bowl-record 93-yard touchdown pass. The NFC increased its advantage to 20-7 at halftime on Redskins linebacker Ken Harvey's 36-yard interception return for a touchdown and Falcons kicker Morten Andersen's 24-yard field goal. The AFC trimmed its deficit to 20-13 when Colts quarterback Jim Harbaugh teamed with Patriots running back Curtis Martin on a 17-yard touchdown pass in the final minute of the third quarter, but its bid to win or tie was rebuffed twice in the final minutes of the fourth quarter. First, 49ers safety Tim McDonald intercepted Harbaugh's pass in the end zone with 1:50 remaining. Then, after the AFC forced a punt and got the ball back near midfield, Harbaugh drove his team to the NFC's 9-yard line in the closing seconds. But he spiked the ball once to stop the clock and threw 3 consecutive incompletions as time ran out. The AFC outgained the NFC 390 total yards to 287, but its quarterbacks suffered 4 interceptions, including 3 off Harbaugh, the NFL's leading passer during the regular season. The NFC raised its edge to 15-11 in Pro Bowl games since the AFL-NFL merger in 1970.

<b>NFC</b>	3	17	0	0	—	20
<b>AFC</b>	7	0	6	0	—	13

AFC — Thigpen 93 pass from Blake (Elam kick)  
 NFC — FG Andersen 36  
 NFC — Rice 1 pass from Favre (Andersen kick)  
 NFC — Harvey 36 interception return (Andersen kick)  
 NFC — FG Andersen 24  
 AFC — Martin 17 pass from Harbaugh (kick failed)

### 1995 PRO BOWL

Aloha Stadium, Honolulu, Hawaii

February 5, 1995, Attendance: 50,529

**AFC 41, NFC 13**—Colts rookie Marshal Faulk rushed for a Pro Bowl-record 180

yards to key the AFC's rout of the NFC. Faulk, who earned the Dan McGuire Trophy as the player of the game, averaged nearly 14 yards on his 13 carries and shattered the previous rushing mark of 112 yards set by O.J. Simpson in the 1973 game. Faulk's 49-yard touchdown run from punt formation in the fourth quarter was the longest in Pro Bowl history. The Seahawks' Chris Warren added 127 yards on 14 carries as the AFC amassed records for rushing yards (400) and total yards (552). Steelers tight end Eric Green caught 2 touchdown passes for the victors. The NFC managed only 196 total yards, a large chunk coming when 49ers quarterback Steve Young and Vikings wide receiver Cris Carter teamed on a 51-yard touchdown pass in the first quarter. That gave the NFC a 10-0 advantage, but the AFC rallied in the second quarter and took the lead for good when the Browns' Leroy Hoard scored on a 4-yard touchdown run 2:07 before halftime.

<b>AFC</b>	0	17	3	21	—	41
<b>NFC</b>	10	0	3	0	—	13

NFC — FG Reveiz 28  
 NFC — Carter 51 pass from Young (Reveiz kick)  
 AFC — Green 22 pass from Elway (Carney kick)  
 AFC — FG Carney 22  
 AFC — Hoard 4 run (Carney kick)  
 NFC — FG Reveiz 49  
 AFC — FG Carney 23  
 AFC — Warren 11 run (Carney kick)  
 AFC — Green 16 pass from Hostetler (Carney kick)  
 AFC — Faulk 49 run (Carney kick)

### 1994 PRO BOWL

Aloha Stadium, Honolulu, Hawaii

February 6, 1994, Attendance: 50,026

**NFC 17, AFC 3**—The NFC converted a blocked punt and a fumble recovery into touchdowns just 2:20 apart in the second half of its victory over the AFC. With the score tied 3-3 late in the third quarter, Saints linebacker Renaldo Turnbull deflected a punt by the Oilers' Greg Montgomery, and the NFC took possession at the AFC's 48-yard line. A 32-yard pass from Bobby Hebert to Falcons teammate Andre Rison positioned Rams running back Jerome Bettis for a 4-yard touchdown run with 1:27 left in the third quarter. Moments later, Rams defensive tackle Sean Gilbert recovered a fumble by Oilers quarterback Warren Moon at the AFC's 19. Hebert then teamed with the Vikings' Cris Carter on a 15-yard touchdown pass 53 seconds into the fourth period. The NFC kept the AFC out of the end zone by maintaining possession for more than 38 minutes and forcing 6 turnovers. Rison earned the Dan McGuire Trophy as the player of the game by catching 6 passes for 86 yards. The victory was the fourth in the last six years for the NFC, which leads the series 14-10.

<b>NFC</b>	3	0	7	7	—	17
<b>AFC</b>	0	3	0	0	—	3

NFC — FG Johnson 35  
 AFC — FG Anderson 25  
 NFC — Bettis 4 run (Johnson kick)  
 NFC — Carter 15 pass from Hebert (Johnson kick)

### 1993 PRO BOWL

Aloha Stadium, Honolulu, Hawaii

February 7, 1993, Attendance: 50,007

**AFC 23, NFC 20**—Nick Lowery's 33-yard field goal 4:09 into overtime gave the American Conference all-stars an unlikely 23-20 victory over the National Conference. Despite being overwhelmed by the NFC in first downs (30-9), and total yards (471-114), the AFC won because it forced 6 turnovers, blocked a pair of field goals (1 of which was returned for a touchdown), and returned an interception for a score. Special-teams star Steve Tasker of the Bills earned the Dan McGuire Trophy as the player of the game for making 4 tackles, forcing a fumble, and blocking a field goal. The block came with eight minutes left in regulation and the game tied at 13-13. The Raiders' Terry McDaniel picked up the loose ball and ran 28 yards for a touchdown and a 20-13 AFC lead. The NFC rallied behind 49ers quarterback Steve Young, whose fourth-down, 23-yard touchdown pass to Giants running back Rodney Hampton tied the game at 20-20 with 10 seconds left in regulation. Young completed 18 of 32 passes for 196 yards but was intercepted 3 times and lost a fumble when sacked in overtime. Raiders defensive end Howie Long fell on that fumble at the NFC 28-yard line, and five plays later, Lowery converted the winning field goal.

<b>AFC</b>	0	10	3	7	3	—	23
<b>NFC</b>	3	10	0	7	0	—	20

NFC — FG Andersen 27  
 AFC — Seu 31 interception return (Lowery kick)  
 NFC — FG Andersen 37  
 NFC — Irvin 9 pass from Aikman (Andersen kick)  
 AFC — FG Lowery 42  
 AFC — FG Lowery 29  
 AFC — McDaniel 28 blocked field goal return (Lowery kick)  
 NFC — Hampton 23 pass from Young (Andersen kick)  
 AFC — FG Lowery 33

### 1992 PRO BOWL

Aloha Stadium, Honolulu, Hawaii

February 2, 1992, Attendance: 50,209

**NFC 21, AFC 15**—Atlanta's Chris Miller threw an 11-yard touchdown pass to San Francisco's Jerry Rice with 4:04 remaining in the game to lift the NFC over the AFC. It was the NFC's thirteenth win in the 22-game series. The AFC had taken a 15-14 lead when the Raiders' Jeff Jaeger kicked a 27-yard field goal 1:49 into the fourth quarter. But the NFC, aided by a key roughing-the-passer penalty on a third-



down incompleton from the AFC 24-yard line, drove 85 yards to the winning score. The Cowboys' Michael Irvin, playing in his first Pro Bowl, caught 8 passes for 125 yards, including a 13-yard touchdown in the first quarter, and was named the player of the game. Rice had 7 catches for 77 yards. Mark Rypien of Washington, the Super Bowl most valuable player one week earlier, completed 11 of 18 passes for 165 yards and 2 touchdowns for the NFC, including a 35-yard pass to Redskins teammate Gary Clark just 26 seconds before halftime. Miller completed 7 of his 10 attempts for 85 yards.

<b>NFC</b>	7	7	0	7	—	21
<b>AFC</b>	7	5	0	3	—	15
AFC	— Clayton 4 pass from Kelly (Jaeger kick)					
NFC	— Irvin 13 pass from Rypien (Lohmiller kick)					
AFC	— Safety, Townsend tackled Byner in end zone					
AFC	— FG Jaeger 48					
NFC	— Clark 35 pass from Rypien (Lohmiller kick)					
AFC	— FG Jaeger 27					
NFC	— Rice 11 pass from Miller (Lohmiller kick)					

**1991 PRO BOWL**

Aloha Stadium, Honolulu, Hawaii  
February 3, 1991, Attendance: 50,345  
**AFC 23, NFC 21**—Buffalo's Jim Kelly and Houston's Ernest Givins combined for a 13-yard scoring pass late in the fourth quarter to rally the AFC over the NFC. Phoenix rookie Johnny Johnson scored on runs of 1 and 9 yards to put the NFC ahead 14-3 in the third quarter. Buffalo's Andre Reed, who led all receivers with 4 catches for 80 yards, caught a 20-yard scoring reception from Kelly early in the fourth quarter to move the AFC to within 1 point. Barry Sanders ran 22 yards for a touchdown to increase the NFC's lead to 21-13. Miami's Jeff Cross blocked a 46-yard field-goal attempt by New Orleans' Morten Andersen with seven seconds remaining to preserve the win. Buffalo's Bruce Smith recorded 3 sacks and also had a blocked field goal. Kelly, who completed 13 of 19 passes for 210 yards and 2 touchdowns, was presented the Dan McGuire Award as player of the game. The AFC's victory narrowed the NFC's Pro Bowl series lead to 12-9.

<b>AFC</b>	3	0	3	17	—	23
<b>NFC</b>	0	7	7	7	—	21
AFC	— FG Lowery 26					
NFC	— J. Johnson 1 run (Andersen kick)					
AFC	— FG Lowery 43					
NFC	— J. Johnson 9 run (Andersen kick)					
AFC	— Reed 20 pass from Kelly (Lowery kick)					
NFC	— Sanders 22 run (Andersen kick)					
AFC	— FG Lowery 34					
AFC	— Givins 13 pass from Kelly (Lowery kick)					

**1990 PRO BOWL**

Aloha Stadium, Honolulu, Hawaii  
February 4, 1990, Attendance: 50,445  
**NFC 27, AFC 21**—The NFC captured its second straight Pro Bowl as the defense accounted for a pair of touchdowns and forced 5 turnovers before the eleventh consecutive sellout crowd at Aloha Stadium. The AFC held a 7-6 halftime edge on a 1-yard scoring run by Christian Okoye of the Chiefs. The NFC then rallied with 21 unanswered points in the third quarter. David Meggett of the Giants began the comeback with an 11-yard touchdown reception from Philadelphia's Randall Cunningham. The Rams' Jerry Gray followed with a 51-yard interception return for a score and the Vikings' Keith Millard added an 8-yard fumble return for a touchdown four minutes later to give the NFC a commanding 27-7 lead. Seattle's Dave Krieg rallied the AFC with a 5-yard touchdown pass to Miami's Ferrell Edmunds. Cleveland's Mike Johnson then returned an interception 22 yards for a score to pull the AFC to within 27-21. Gray, who was credited with 7 tackles, was given the Dan McGuire Award as player of the game. Krieg led all quarterbacks by completing 15 of 23 for 148 yards and 1 touchdown. Buffalo's Thurman Thomas topped all receivers with 5 catches for 47 yards, while Indianapolis' Eric Dickerson led all rushers with 46 yards on 15 carries. The win gave the NFC a 12-8 advantage in Pro Bowl games since 1971.

<b>NFC</b>	3	3	21	0	—	27
<b>AFC</b>	0	7	0	14	—	21
NFC	— FG Murray 23					
NFC	— FG Murray 41					
AFC	— Okoye 1 run (Treadwell kick)					
NFC	— Meggett 11 pass from Cunningham (Murray kick)					
NFC	— Gray 51 interception return (Murray kick)					
NFC	— Millard 8 fumble recovery return (Murray kick)					
AFC	— Edmunds 5 pass from Krieg (Treadwell kick)					
AFC	— M. Johnson 22 interception return (Treadwell kick)					

**1989 PRO BOWL**

Aloha Stadium, Honolulu, Hawaii  
January 29, 1989, Attendance: 50,113  
**NFC 34, AFC 3**—The NFC scored 34 unanswered points to snap a two-game losing streak to the AFC before the tenth straight sellout crowd in Honolulu's Aloha Stadium. Bills kicker Scott Norwood provided the AFC's only points on a 38-yard field goal 6:23 into the game. Touchdown runs by Dallas' Herschel Walker (4 yards) and Atlanta's John Settle (1) brought the NFC a 14-3 halftime lead. Walker added a 7-yard scoring run, the Saints' Morten Andersen kicked field goals of 27 and 51 yards, and Los Angeles Rams' wide receiver Henry Ellard caught an 8-yard scoring pass from Minnesota quarterback Wade Wilson in the second half to complete the scoring. Chicago

running back Neal Anderson and Philadelphia quarterback Randall Cunningham, who were both appearing in their first Pro Bowl, also played major roles in the NFC's victory. Anderson rushed 13 times for 85 yards and had 2 receptions for 17. Cunningham, who was voted the game's outstanding player, completed 10 of 14 passes for 63 yards and rushed for 49 yards. The NFC, which had 5 takeaways, outgained the AFC 355 yards to 167 and held a time-of-possession advantage of 35:18 to 24:42. Houston quarterback Warren Moon completed 13 of 20 passes for 134 yards for the AFC. The win gave the NFC an 11-8 advantage in Pro Bowl games.

<b>AFC</b>	3	0	0	0	—	3
<b>NFC</b>	7	7	10	10	—	34
AFC	— FG Norwood 38					
NFC	— Walker 4 run (Andersen kick)					
NFC	— Settle 1 run (Andersen kick)					
NFC	— FG Andersen 27					
NFC	— Walker 7 run (Andersen kick)					
NFC	— FG Andersen 51					
NFC	— Ellard 8 pass from Wilson (Andersen kick)					

**1988 PRO BOWL**

Aloha Stadium, Honolulu, Hawaii  
February 7, 1988, Attendance: 50,113  
**AFC 15, NFC 6**—Led by a tenacious pass rush, the AFC defeated the NFC for the second consecutive year before the ninth straight sellout crowd in Honolulu's Aloha Stadium. Buffalo quarterback Jim Kelly scored the game's lone touchdown on a 1-yard run for a 7-6 halftime lead. Colts kicker Dean Biasucci added field goals from 37 and 30 yards to complete the AFC's scoring. Saints kicker Morten Andersen had 25- and 36-yard field goals to account for the NFC's points. AFC defenders held the NFC to 213 yards and recorded 8 sacks. Bills defensive end Bruce Smith, who had 2 sacks among his 5 tackles, was voted the game's outstanding player. Oilers running back Mike Rozier led all rushers with 49 yards on 9 carries. Jets wide receiver Al Toon had 5 receptions for 75 yards. The AFC generated 341 yards total offense and held a time-of-possession advantage of 34:14 to 25:46. By winning, the AFC cut the NFC's lead in the Pro Bowl series to 10-8.

<b>NFC</b>	0	6	0	0	—	6
<b>AFC</b>	0	7	6	2	—	15
NFC	— FG Andersen 25					
AFC	— Kelly 1 run (Biasucci kick)					
NFC	— FG Andersen 36					
AFC	— FG Biasucci 37					
AFC	— FG Biasucci 30					
AFC	— Safety, Montana forced out of end zone					

**1987 PRO BOWL**

Aloha Stadium, Honolulu, Hawaii  
February 1, 1987, Attendance: 50,101  
**AFC 10, NFC 6**—The AFC defeated the NFC in the lowest-scoring game in PRO BOWL history. The AFC took a 10-0 halftime lead on Broncos quarterback John Elway's 10-yard touchdown pass to Raiders tight

## PRO BOWL SUMMARIES

end Todd Christensen and Patriots kicker Tony Franklin's 26-yard field goal. The AFC defense made the lead stand by forcing the NFC to settle for a pair of field goals from 38 and 19 yards by Saints kicker Morten Andersen after the NFC had first downs at the AFC 31-, 7-, 16-, 15-, 5-, and 7-yard lines. Both AFC scores were set up by fumble recoveries by Seahawks linebacker Fred Young and Dolphins linebacker John Offerdahl, respectively. Eagles defensive end Reggie White, who tied a Pro Bowl record with 4 sacks among his 7 solo tackles, was voted the game's outstanding player. The AFC victory cut the NFC's lead in the Pro Bowl series to 10-7.

**AFC** 7 3 0 0 — 10  
**NFC** 0 0 3 3 — 6

AFC — Christensen 10 pass from Elway (Franklin kick)

AFC — FG Franklin 26

NFC — FG Andersen 38

NFC — FG Andersen 19

### 1986 PRO BOWL

Aloha Stadium, Honolulu, Hawaii

February 2, 1986, Attendance: 50,101

**NFC 28, AFC 24**—New York Giants quarterback Phil Simms brought the NFC back from a 24-7 halftime deficit to defeat the AFC. Simms, who completed 15 of 27 passes for 212 yards and 3 touchdowns, was named the most valuable player of the game. The AFC had taken its first-half lead behind a 2-yard run by Los Angeles Raiders running back Marcus Allen, who also threw a 51-yard scoring pass to San Diego wide receiver Wes Chandler, an 11-yard touchdown catch by Pittsburgh wide receiver Louis Lipps, and a 34-yard field goal by Steelers kicker Gary Anderson. Minnesota's Joey Browner accounted for the NFC's only score before halftime with a 48-yard interception return. After intermission, the NFC blanked the AFC while scoring 3 touchdowns via a 15-yard catch by Washington wide receiver Art Monk, a 2-yard reception by Dallas tight end Doug Cosbie, and a 15-yard catch by Tampa Bay tight end Jimmie Giles with 2:47 remaining in the game. The victory gave the NFC a 10-6 Pro Bowl record against the AFC.

**NFC** 0 7 7 14 — 28

**AFC** 7 17 0 0 — 24

AFC — Allen 2 run (Anderson kick)

NFC — Browner 48 interception return (Andersen kick)

AFC — Chandler 51 pass from Allen (Anderson kick)

AFC — FG Anderson 34

AFC — Lipps 11 pass from O'Brien (Anderson kick)

NFC — Monk 15 pass from Simms (Andersen kick)

NFC — Cosbie 2 pass from Simms (Andersen kick)

NFC — Giles 15 pass from Simms (Andersen kick)

### 1985 PRO BOWL

Aloha Stadium, Honolulu, Hawaii

January 27, 1985, Attendance: 50,385

**AFC 22, NFC 14**—Defensive end Art Still of the Kansas City Chiefs recovered a fumble and returned it 83 yards for a touchdown to clinch the AFC's victory over the NFC. Still's touchdown came in the fourth period with the AFC trailing 14-12 and was one of several outstanding defensive plays in a Pro Bowl dominated by two record-breaking defenses. The teams combined for a Pro Bowl-record 17 sacks, including 4 by New York Jets defensive end Mark Gastineau, who was named the game's outstanding player. The AFC's first score came on a safety when Gastineau tackled running back Eric Dickerson of the Los Angeles Rams in the end zone. The AFC's second score, a 6-yard pass from Miami's Dan Marino to Los Angeles Raiders running back Marcus Allen, was set up by a partial block of a punt by Seahawks linebacker Fred Young. The NFC leads the series 9-6.

**AFC** 0 9 0 13 — 22

**NFC** 0 0 7 7 — 14

AFC — Safety, Gastineau tackled Dickerson in end zone

AFC — Allen 6 pass from Marino (Johnson kick)

NFC — Lofton 13 pass from Montana (Stenerud kick)

NFC — Payton 1 run (Stenerud kick)

AFC — FG Johnson 33

AFC — Still 83 fumble recovery return (Johnson kick)

AFC — FG Johnson 22

### 1984 PRO BOWL

Aloha Stadium, Honolulu, Hawaii

January 29, 1984, Attendance: 50,445

**NFC 45, AFC 3**—The NFC won its sixth Pro Bowl in the last seven seasons by routing the AFC. The NFC was led by the passing of most valuable player Joe Theismann of Washington, who completed 21 of 27 passes for 242 yards and 3 touchdowns. Theismann set Pro Bowl records for completions and touchdown passes. The NFC established Pro Bowl marks for most points scored and fewest points allowed. Running back William Andrews of Atlanta had 6 carries for 43 yards and caught 4 passes for 49 yards, including scoring receptions of 16 and 2 yards. Los Angeles Rams rookie Eric Dickerson gained 46 yards on 11 carries, including a 14-yard touchdown run, and had 45 yards on 5 catches. Rams safety Nolan Cromwell had a 44-yard interception return for a touchdown early in the third period to give the NFC a commanding 24-3 lead. Green Bay wide receiver James Lofton caught an 8-yard touchdown pass, while tight end teammate Paul Coffman had a 6-yard scoring catch.

**NFC** 3 14 14 14 — 45

**AFC** 0 3 0 0 — 3

NFC — FG Haji-Sheikh 23

NFC — Andrews 16 pass from

Theismann (Haji-Sheikh kick)

NFC — Andrews 2 pass from

Montana (Haji-Sheikh kick)

AFC — FG Anderson 43

NFC — Cromwell 44 interception return (Haji-Sheikh kick)

NFC — Lofton 8 pass from

Theismann (Haji-Sheikh kick)

NFC — Coffman 6 pass from

Theismann (Haji-Sheikh kick)

NFC — Dickerson 14 run

(Haji-Sheikh kick)

### 1983 PRO BOWL

Aloha Stadium, Honolulu, Hawaii

February 6, 1983, Attendance: 49,883

**NFC 20, AFC 19**—Dallas' Danny White threw an 11-yard touchdown pass to the Packers' John Jefferson with 35 seconds remaining to rally the NFC over the AFC. White, who completed 14 of 26 passes for 162 yards, kept the winning 65-yard drive alive with a 14-yard completion to Jefferson on a fourth-and-7 play at the AFC 25. The AFC was ahead 12-10 at halftime and increased the lead to 19-10 in the third period, when Marcus Allen scored on a 1-yard run. San Diego's Dan Fouts, who attempted 30 passes, set Pro Bowl records for most completions (17) and yards (274). Pittsburgh's John Stallworth was the AFC's leading receiver with 7 catches for 67 yards. William Andrews topped the NFC with 5 receptions for 48 yards. Fouts and Jefferson were co-winners of the player of the game award.

**AFC** 9 3 7 0 — 19

**NFC** 0 10 0 10 — 20

AFC — Walker 34 pass from Fouts

(Benirschke kick)

AFC — Safety, Still tackled Theismann

in end zone

NFC — Andrews 3 run (Moseley kick)

NFC — FG Moseley 35

AFC — FG Benirschke 29

AFC — Allen 1 run (Benirschke kick)

NFC — FG Moseley 41

NFC — Jefferson 11 pass from

D. White (Moseley kick)

### 1982 PRO BOWL

Aloha Stadium, Honolulu, Hawaii

January 31, 1982, Attendance: 50,402

**AFC 16, NFC 13**—Nick Lowery of Kansas City kicked a 23-yard field goal with three seconds remaining to give the AFC a last-second victory over the NFC. Lowery's kick climaxed a 69-yard drive directed by quarterback Dan Fouts. The NFC gained a 13-13 tie with 2:43 to go when Dallas' Tony Dorsett ran 4 yards for a touchdown. In the drive to the winning field goal, Fouts completed 3 passes, including a 23-yard toss to San Diego teammate Kellen Winslow that put the ball on the NFC's 5-yard line. Two plays later, Lowery kicked the field goal. Winslow, who caught 6 passes for 86 yards, was named co-player of the game along with Tampa Bay defensive end Lee Roy Sel-

## PRO BOWL SUMMARIES

mon.

<b>NFC</b>	0	6	0	7	—	13
<b>AFC</b>	0	0	13	3	—	16
<b>NFC</b>	— Giles 4 pass from Montana (kick blocked)					
<b>AFC</b>	— Muncie 2 run (kick failed)					
<b>AFC</b>	— Campbell 1 run (Lowery kick)					
<b>NFC</b>	— Dorsett 4 run (Septien kick)					
<b>AFC</b>	— FG Lowery 23					

### 1981 PRO BOWL

Aloha Stadium, Honolulu, Hawaii

February 1, 1981, Attendance: 50,360

**NFC 21, AFC 7**—Eddie Murray kicked 4 field goals and Steve Bartkowski fired a 55-yard scoring pass to Alfred Jenkins to lead the NFC to its fourth straight victory over the AFC and a 7-4 edge in the series. Murray was named the game's most valuable player and missed tying Garo Yepremian's Pro Bowl record of 5 field goals when a 37-yard attempt hit the crossbar with 22 seconds left. The AFC's only score came on a 9-yard pass from Brian Sipe to Stanley Morgan. Bartkowski completed 9 of 21 passes for 173 yards, while Sipe connected on 10 of 15 for 142 yards. Otis Anderson led all rushers with 70 yards on 10 carries. Earl Campbell, the NFL's leading rusher in 1980, was limited to 24 yards on 8 attempts

<b>AFC</b>	0	7	0	0	—	7
<b>NFC</b>	3	6	0	12	—	21
<b>NFC</b>	— FG Murray 31					
<b>AFC</b>	— Morgan 9 pass from Sipe (J. Smith kick)					
<b>NFC</b>	— FG Murray 31					
<b>NFC</b>	— FG Murray 34					
<b>NFC</b>	— Jenkins 55 pass from Bartkowski (Murray kick)					
<b>NFC</b>	— FG Murray 36					
<b>NFC</b>	— Safety, Shell called for holding in end zone					

### 1980 PRO BOWL

Aloha Stadium, Honolulu, Hawaii

January 27, 1980, Attendance: 49,800

**NFC 37, AFC 27**—Chuck Muncie ran for 2 touchdowns and threw a 25-yard option pass for another score to give the NFC its third consecutive victory over the AFC. The Saints' Muncie, who was selected the game's most valuable player, snapped a 3-3 tie on a 1-yard touchdown run at 1:41 of the second quarter, then scored on an 11-yard run in the fourth quarter for the NFC's final touchdown. Two scoring records were set in the game—37 points by the NFC, eclipsing the 33 by the AFC in 1973, and the 64 points by both teams, surpassing the 61 scored in 1973.

<b>NFC</b>	3	20	7	7	—	37
<b>AFC</b>	3	7	10	7	—	27
<b>NFC</b>	— FG Moseley 37					
<b>AFC</b>	— FG Fritsch 19					
<b>NFC</b>	— Muncie 1 run (Moseley kick)					
<b>AFC</b>	— Pruitt 1 pass from Bradshaw (Fritsch kick)					
<b>NFC</b>	— D. Hill 13 pass from Manning (kick failed)					

<b>NFC</b>	— T. Hill 25 pass from Muncie (Moseley kick)					
<b>NFC</b>	— Henry 86 punt return (Moseley kick)					
<b>AFC</b>	— Campbell 2 run (Fritsch kick)					
<b>AFC</b>	— FG Fritsch 29					
<b>NFC</b>	— Muncie 11 run (Moseley kick)					
<b>AFC</b>	— Campbell 1 run (Fritsch kick)					

### 1979 PRO BOWL

Memorial Coliseum, Los Angeles, CA

January 29, 1979, Attendance: 46,281

**NFC 13, AFC 7**—Roger Staubach completed 9 of 15 passes for 125 yards, including the winning touchdown on a 19-yard strike to Dallas Cowboys teammate Tony Hill in the third period. The winning drive began at the AFC's 45-yard line after a shanked punt. Staubach hit Ahmad Rashad with passes of 15 and 17 yards to set up Hill's decisive catch. The victory gave the NFC a 5-4 advantage in Pro Bowl games. Rashad, who accounted for 89 yards on 5 receptions, was named the player of the game. The AFC led 7-6 at halftime on Bob Griese's 8-yard scoring toss to Steve Largent late in the second quarter. Largent had 5 receptions for 75 yards. The NFC scored first as Archie Manning marched his team 70 yards in 11 plays, capped by Wilbert Montgomery's 2-yard touchdown run. The AFC's Earl Campbell was the game's leading rusher with 66 yards on 12 carries.

<b>AFC</b>	0	7	0	0	—	7
<b>NFC</b>	0	6	7	0	—	13
<b>NFC</b>	— Montgomery 2 run (kick failed)					
<b>AFC</b>	— Largent 8 pass from Griese (Yepremian kick)					
<b>NFC</b>	— T. Hill 19 pass from Staubach (Corral kick)					

### 1978 PRO BOWL

Tampa Stadium, Tampa, Florida

January 23, 1978, Attendance: 51,337

**NFC 14, AFC 13**—Walter Payton, the NFL's leading rusher in 1977, sparked a second-half comeback to give the NFC the win and tie the series between the two conferences at four victories each. Payton, who was the game's most valuable player, gained 77 yards on 13 carries and scored the tying touchdown on a 1-yard burst with 7:37 left in the game. Efen Herrera kicked the winning extra point. The AFC dominated the first half of the game, taking a 13-0 lead on field goals of 21 and 39 yards by Toni Linhart and a 10-yard touchdown pass from Ken Stabler to Oakland teammate Cliff Branch. On the NFC's first possession of the second half, Pat Haden put together the first touchdown drive after Eddie Brown returned a punt to the AFC 46-yard line. Haden connected on all 4 of his passes on that drive, finally hitting Terry Metcalf with a 4-yard scoring toss. The NFC continued to rally and, with Jim Hart at quarterback, moved 63 yards in 12 plays for the go-ahead score. During the winning drive, Hart completed 5 of 6 passes for 38 yards and Payton picked up 20 more on the ground.

<b>AFC</b>	3	10	0	0	—	13
<b>NFC</b>	0	0	7	7	—	14
<b>AFC</b>	— FG Linhart 21					
<b>AFC</b>	— Branch 10 pass from Stabler (Linhart kick)					
<b>AFC</b>	— FG Linhart 39					
<b>NFC</b>	— Metcalf 4 pass from Haden (Herrera kick)					
<b>NFC</b>	— Payton 1 run (Herrera kick)					

### 1977 PRO BOWL

Kingdome, Seattle, Washington

January 17, 1977, Attendance: 64,752

**AFC 24, NFC 14**—O.J. Simpson's 3-yard touchdown burst at 7:03 of the first quarter gave the AFC a lead it would not surrender, breaking a two-game NFC win streak and giving the AFC stars a 4-3 series lead. The AFC took a 17-7 lead midway through the second period on the first of 2 Ken Anderson touchdown passes, a 12-yard toss to Charlie Joiner. But the NFC mounted a 73-yard drive capped by Lawrence McCutcheon's 1-yard touchdown plunge to pull within 17-14 at the half. Following a scoreless third quarter, player of the game Mel Blount thwarted a possible NFC score when he intercepted Jim Hart's pass in the end zone. Less than three minutes later, Blount again picked off a Hart pass. That set up Anderson's 27-yard touchdown strike to Cliff Branch for the final score.

<b>NFC</b>	0	14	0	0	—	14
<b>AFC</b>	10	7	0	7	—	24
<b>AFC</b>	— Simpson 3 run (Linhart kick)					
<b>AFC</b>	— FG Linhart 31					
<b>NFC</b>	— Thomas 15 run (Bakken kick)					
<b>AFC</b>	— Joynt 12 pass from Anderson (Linhart kick)					
<b>NFC</b>	— McCutcheon 1 run (Bakken kick)					
<b>AFC</b>	— Branch 27 pass from Anderson (Linhart kick)					

### 1976 PRO BOWL

Superdome, New Orleans, Louisiana

January 26, 1976, Attendance: 30,546

**NFC 23, AFC 20**—Mike Boryla, a late substitute who did not enter the game until 5:39 remained, lifted the National Football Conference to the victory over the American Football Conference with 2 touchdown passes in the final minutes. It was the second straight NFC win, squaring the series at 3-3. Until Boryla started firing the ball the AFC was in control, leading 13-0 at the half. Boryla entered the game after Billy Johnson had raced 90 yards with a punt to give the AFC a 20-9 lead. He floated a 14-yard touchdown pass to Terry Metcalf and later fired an 8-yard scoring pass to Mel Gray for the winner.

<b>AFC</b>	0	13	0	7	—	20
<b>NFC</b>	0	0	9	14	—	23
<b>AFC</b>	— FG Stenerud 20					
<b>AFC</b>	— FG Stenerud 35					
<b>AFC</b>	— Burrough 64 pass from Pastorini (Stenerud kick)					
<b>NFC</b>	— FG Bakken 42					

## PRO BOWL SUMMARIES

- NFC — Foreman 4 pass from Hart (kick blocked)  
 AFC — Johnson 90 punt return (Stenerud kick)  
 NFC — Metcalf 14 pass from Boryla (Bakken kick)  
 NFC — Gray 8 pass from Boryla (Bakken kick)

### 1975 PRO BOWL

Orange Bowl, Miami, Florida

January 20, 1975, Attendance: 26,484

**NFC 17, AFC 10**—Los Angeles quarterback James Harris, who took over the NFC offense after Jim Hart of St. Louis suffered a laceration above his right eye in the second period, threw 2 touchdown passes early in the fourth period to pace the NFC to its second victory in the five-game Pro Bowl series. The NFC win snapped a three-game AFC victory string. Harris, who was named the player of the game, connected with St. Louis' Mel Gray for an 8-yard touchdown 2:03 into the final period. One minute and 24 seconds later, following a fumble recovery by Washington's Ken Houston, Harris tossed another 8-yard scoring pass to Washington's Charley Taylor for the decisive points.

**NFC** 0 3 0 14 — 17

**AFC** 0 0 10 0 — 10

NFC — FG Marcol 33

AFC — Warfield 32 pass from Griese (Gerela kick)

AFC — FG Gerela 33

NFC — Gray 8 pass from J. Harris (Marcol kick)

NFC — Taylor 8 pass from J. Harris (Marcol kick)

### 1974 PRO BOWL

Arrowhead Stadium, Kansas City, MO

January 20, 1974, Attendance: 66,918

**AFC 15, NFC 13**—Miami's Garo Yepremian's fifth field goal—a 42-yard kick with 21 seconds remaining—gave the AFC its third straight victory since the NFC won the inaugural game following the 1970 season. The field goal by Yepremian, who was voted the game's outstanding player, offset a 21-yard field goal by Atlanta's Nick Mike-Mayer that had given the NFC a 13-12 advantage with 1:41 remaining. The only touchdown in the game was scored by the NFC on a 14-yard pass from Philadelphia's Roman Gabriel to the Rams' Lawrence McCutcheon.

**NFC** 0 10 0 3 — 13

**AFC** 3 3 3 6 — 15

AFC — FG Yepremian 16

NFC — FG Mike-Mayer 27

NFC — McCutcheon 14 pass from Gabriel (Mike-Mayer kick)

AFC — FG Yepremian 37

AFC — FG Yepremian 27

AFC — FG Yepremian 41

NFC — FG Mike-Mayer 21

AFC — FG Yepremian 42

### 1973 PRO BOWL

Texas Stadium, Irving, Texas

January 21, 1973, Attendance: 37,091

**AFC 33, NFC 28**—Paced by the rushing and receiving of player of the game O.J. Simpson, the AFC erased a 14-0 first period deficit and built a commanding 33-14 lead midway through the fourth period before the NFC managed 2 touchdowns in the final minute of play. Simpson rushed for 112 yards and caught 3 passes for 58 more to gain unanimous recognition in the balloting for player of the game. Green Bay Packers running back John Brockington scored 3 touchdowns for the NFC.

**AFC** 0 10 10 13 — 33

**NFC** 14 0 0 14 — 28

NFC — Brockington 1 run

(Marcol kick)

NFC — Brockington 3 pass from Kilmer

(Marcol kick)

AFC — Simpson 7 run (Gerela kick)

AFC — FG Gerela 18

AFC — FG Gerela 22

AFC — Hubbard 11 run (Gerela kick)

AFC — O. Taylor 5 pass from Lamonica (kick failed)

AFC — Bell 12 interception return

(Gerela kick)

NFC — Brockington 1 run

(Marcol kick)

NFC — Kwalick 12 pass from Snead

(Marcol kick)

### 1972 PRO BOWL

Memorial Coliseum, Los Angeles, CA

January 23, 1972, Attendance: 53,647

**AFC 26, NFC 13**—Kansas City's Jan Stenerud kicked 4 field goals to lead the AFC from a 6-0 deficit to victory. The AFC defense picked off 3 passes. Stenerud was selected as the outstanding offensive player and his Kansas City teammate, linebacker Willie Lanier, was the game's outstanding defensive player.

**AFC** 0 3 13 10 — 26

**NFC** 0 6 0 7 — 13

NFC — Grim 50 pass from Landry (kick failed)

AFC — FG Stenerud 25

AFC — FG Stenerud 23

AFC — FG Stenerud 48

AFC — Morin 5 pass from Dawson (Stenerud kick)

AFC — FG Stenerud 42

NFC — V. Washington 2 run (Knight kick)

AFC — F. Little 6 run (Stenerud kick)

### 1971 PRO BOWL

Memorial Coliseum, Los Angeles, CA

January 24, 1971, Attendance: 48,222

**NFC 27, AFC 6**—Mel Renfro of Dallas broke open the first meeting between the American Football Conference and National Football Conference all-star teams as he returned a pair of punts 82 and 56 yards for touchdowns in the final period to clinch the NFC victory over the AFC. Renfro was voted the game's outstanding back and line-

backer Fred Carr of Green Bay the outstanding lineman.

**AFC** 0 3 3 0 — 6

**NFC** 0 3 10 14 — 27

AFC — FG Stenerud 37

NFC — FG Cox 13

NFC — Osborn 23 pass from Brodie (Cox kick)

NFC — FG Cox 35

AFC — FG Stenerud 16

NFC — Renfro 82 punt return (Cox kick)

NFC — Renfro 56 punt return (Cox kick)

# PRO BOWL RECORDS

Includes records of Pro Bowls, 1971-2022  
Compiled by Elias Sports Bureau

## INDIVIDUAL RECORDS

### SERVICE

#### Most Games

- 12 Randall McDaniel, Minnesota 1990-2000;  
Tampa Bay 2001  
Will Shields, Kansas City, 1996-2007  
Champ Bailey, Washington, 2001-04; Denver,  
2005-08, 2010-13  
\*Tony Gonzalez, Kansas City, 2000-01, 2003-09;  
Atlanta, 2011-12, 2014
- 11 \*Reggie White, Philadelphia, 1987-93; Green Bay,  
1994, 1996-97, 1999  
Junior Seau, S.D. Chargers, 1992-2002  
Rod Woodson, Pittsburgh, 1990-95, 1997;  
Bal. Ravens, 2000-02; Oakland, 2003  
\*\*\*Peyton Manning, Indianapolis, 2000-01,  
2003-09, 2011; Denver, 2013  
Jason Witten, Dallas, 2005-11, 2013-15, 2018  
\*Drew Brees, S.D. Chargers, 2005; New Orleans,  
2007, 2009, 2011-15, 2017-18, 2020
- 10 Lawrence Taylor, N.Y. Giants, 1982-91  
Ronnie Lott, San Francisco, 1982-85, 1987-91;  
L.A. Raiders 1992  
Mike Singletary, Chi. Bears, 1984-93  
\*\*Bruce Matthews, Hou. Oilers, 1989-95, 1997;  
Tennessee, 2000, 2002  
\*\*\*Jerry Rice, San Francisco, 1987-88, 1990-94,  
1996, 1999; Oakland, 2003  
\*Ray Lewis, Bal. Ravens, 1998-99, 2001-02, 2004,  
2008-12  
Joe Thomas, Cle. Browns, 2008-17

*\*Also selected, but did not play, in two additional games*

*\*\*Also selected, but did not play, in four additional games*

*\*\*\*Also selected, but did not play, in three additional games*

*\*\*\*\*Also selected, but did not play, in one additional game*

### SCORING POINTS

#### Most Points, Career

- 57 David Akers, Philadelphia, 2002-03, 2005, 2010-11;  
San Francisco, 2012 (24-pat, 11-fg)
- 48 Larry Fitzgerald, Arizona, 2006, 2008-09, 2011-14  
(8-td)
- 45 Morten Andersen, New Orleans, 1986-89, 1991,  
1993; Atlanta, 1996 (15-pat, 10-fg)

#### Most Points, Game

- 24 Brandon Marshall, Miami, 2012 (4-td)
- 18 John Brockington, Green Bay, 1973 (3-td)  
Mike Alstott, Tampa Bay, 2000 (3-td)  
Jimmy Smith, Jacksonville, 2000 (3-td)  
Shaun Alexander, Seattle, 2004 (3-td)  
Larry Fitzgerald, Arizona, 2012 (3-td)  
A.J. Green, Cincinnati, 2013 (3-td)
- 15 Garo Yepremian, Miami, 1974 (5-fg)  
Jason Hanson, Detroit, 2000 (6-pat, 3-fg)

### TOUCHDOWNS

#### Most Touchdowns, Career

- 8 Larry Fitzgerald, Arizona, 2006, 2008-09, 2011-14  
(8-p)
- 6 Tony Gonzalez, Kansas City, 2000-01, 2003-09;  
Atlanta, 2011-12, 2014 (6-p)
- 5 Jimmy Smith, Jacksonville, 1998-2001 (5-p)  
Marvin Harrison, Indianapolis, 2000-06 (5-p)  
Brandon Marshall, Denver, 2009-10; Miami, 2012;  
Chi. Bears, 2013-14 (5-p)

#### Most Touchdowns, Game

- 4 Brandon Marshall, Miami, 2012 (4-p)
- 3 John Brockington, Green Bay, 1973 (2-r, 1-p)  
Mike Alstott, Tampa Bay, 2000 (3-r)  
Jimmy Smith, Jacksonville, 2000 (3-p)  
Shaun Alexander, Seattle, 2004 (2-r, 1-p)  
Larry Fitzgerald, Arizona, 2012 (3-p)  
A.J. Green, Cincinnati, 2013 (3-p)
- 2 Mel Renfro, Dallas, 1971 (2-ret)  
Earl Campbell, Hou. Oilers, 1980 (2-r)  
Chuck Muncie, New Orleans, 1980 (2-r)  
William Andrews, Atlanta, 1984 (2-p)  
Herschel Walker, Dallas, 1989 (2-r)  
Johnny Johnson, Phoenix, 1991 (2-r)  
Eric Green, Pittsburgh, 1995 (2-p)  
Marvin Harrison, Indianapolis, 2001 (2-p)  
Ricky Williams, Miami, 2003 (2-r)  
Hines Ward, Pittsburgh, 2005 (1-p, 1-ret)  
T.J. Houshmandzadeh, Cincinnati, 2008 (2-p)  
Terrell Owens, Dallas, 2008 (2-p)  
Adrian Peterson, Minnesota, 2008 (2-r)  
Larry Fitzgerald, Arizona, 2009 (2-p)  
DeSean Jackson, Philadelphia, 2010 (2-p)  
Montell Owens, Jacksonville, 2011 (1-p, 1-ret)  
Vincent Jackson, Tampa Bay, 2013 (2-p)  
Jimmy Graham, New Orleans, 2015 (2-p)  
Greg Olsen, Carolina, 2015 (2-p)  
Emmanuel Sanders, Denver, 2015 (2-p)  
Travis Kelce, Kansas City, 2016 (2-p)  
Delanie Walker, Tennessee, 2018 (2-p)  
Davante Adams, Green Bay, 2020 (2-p)  
Mark Andrews, Bal. Ravens, 2022 (2-p)

### POINTS AFTER TOUCHDOWN

#### Most Points After Touchdown, Career

- 24 David Akers, Philadelphia, 2002-03, 2005, 2010-11;  
San Francisco, 2012 (24 att)
- 15 Morten Andersen, New Orleans, 1986-89, 1991,  
1993; Atlanta, 1996 (15 att)
- 13 Adam Vinatieri, New England, 2003, 2005;  
Indianapolis, 2015 (15 att)  
Justin Tucker, Bal. Ravens, 2014, 2017, 2020, 2022  
(13 att)

#### Most Points After Touchdown, Game

- 8 Sebastian Janikowski, Oakland, 2012 (8 att)  
Blair Walsh, Minnesota, 2013 (8 att)
- 7 Mike Vanderjagt, Indianapolis, 2004 (7 att)  
David Akers, Philadelphia, 2011 (7 att)
- 6 Ali Haji-Sheikh, N.Y. Giants, 1984 (6 att)  
Jason Hanson, Detroit, 2000 (6 att)  
Adam Vinatieri, New England, 2003 (6 att)  
Nick Folk, Dallas, 2008 (6 att)

### FIELD GOALS

#### Most Field Goals Attempted, Career

- 18 Morten Andersen, New Orleans, 1986-89, 1991,  
1993; Atlanta, 1996
- 15 Jan Stenerud, Kansas City, 1971-72, 1976;  
Minnesota, 1985
- 13 David Akers, Philadelphia, 2002-03, 2005, 2010-11;  
San Francisco, 2012

#### Most Field Goals Attempted, Game

- 6 Jan Stenerud, Kansas City, 1972  
Eddie Murray, Detroit, 1981  
Mark Moseley, Washington, 1983
- 5 Garo Yepremian, Miami, 1974
- 4 Jan Stenerud, Kansas City, 1976  
Nick Lowery, Kansas City, 1991, 1993  
Morten Andersen, New Orleans, 1993  
Cary Blanchard, Indianapolis, 1997

## PRO BOWL RECORDS

John Kasay, Carolina, 1997  
David Akers, Philadelphia, 2002  
Jeff Wilkins, St.L. Rams, 2004

### Most Field Goals, Career

- 11 David Akers, Philadelphia, 2002-03, 2005, 2010-11; San Francisco, 2012
- 10 Morten Andersen, New Orleans, 1986-89, 1991, 1993; Atlanta, 1996
- 8 Jan Stenerud, Kansas City, 1971-72, 1976; Minnesota, 1985

### Most Field Goals, Game

- 5 Garo Yepremian, Miami, 1974 (5 att)
- 4 Jan Stenerud, Kansas City, 1972 (6 att)  
Eddie Murray, Detroit, 1981 (6 att)
- 3 Nick Lowery, Kansas City, 1991 (4 att)  
Nick Lowery, Kansas City, 1993 (4 att)  
Jason Elam, Denver, 1999 (3 att)  
Jason Hanson, Detroit, 2000 (3 att)  
David Akers, Philadelphia, 2002 (4 att)  
Neil Rackers, Arizona, 2006 (3 att)  
Rob Bironas, Tennessee, 2008 (3 att)  
John Carney, N.Y. Giants, 2009 (3 att)  
Graham Gano, Carolina, 2018 (3 att)

### Longest Field Goal

- 53 David Akers, Philadelphia, 2003
- 51 Morten Andersen, New Orleans, 1989  
Jason Hanson, Detroit, 2000
- 50 Justin Tucker, Bal. Ravens, 2020

## SAFETIES

### Most Safeties, Game

- 1 Art Still, Kansas City, 1983  
Mark Gastineau, N.Y. Jets, 1985  
Greg Townsend, L.A. Raiders, 1992

## RUSHING ATTEMPTS

### Most Attempts, Career

- 81 Walter Payton, Chi. Bears, 1977-81, 1984-87
- 68 O.J. Simpson, Buffalo, 1973-77
- 66 Barry Sanders, Detroit, 1990-93, 1995-98

### Most Attempts, Game

- 19 O.J. Simpson, Buffalo, 1974
- 17 Marv Hubbard, Oakland, 1974
- 16 O.J. Simpson, Buffalo, 1973  
Marcus Allen, L.A. Raiders, 1986  
Adrian Peterson, Minnesota, 2008

## YARDS GAINED

### Most Yards Gained, Career

- 368 Walter Payton, Chi. Bears, 1977-81, 1984-87
- 356 O.J. Simpson, Buffalo, 1973-77
- 291 Adrian Peterson, 2008-11, 2013, 2016

### Most Yards Gained, Game

- 180 Marshall Faulk, Indianapolis, 1995
- 129 Adrian Peterson, Minnesota, 2008
- 127 Chris Warren, Seattle, 1995

### Longest Run From Scrimmage

- 49 Marshall Faulk, Indianapolis, 1995 (TD)
- 41 Lawrence McCutcheon, L.A. Rams, 1976  
Natrone Means, S.D. Chargers, 1995  
Marshall Faulk, Indianapolis, 1995
- 39 Chris Warren, Seattle, 1994  
Priest Holmes, Kansas City, 2002  
Adrian Peterson, Minnesota, 2008  
Maurice Jones-Drew, Jacksonville, 2012

## AVERAGE GAIN

### Highest Average Gain, Career (20 attempts)

- 9.36 Chris Warren, Seattle, 1994-96, (25-234)
- 6.91 Jamaal Charles, Kansas City, 2011, 2013-15 (22-152)
- 6.45 Marshall Faulk, Indianapolis, 1995-96, 1999; St.L. Rams, 2000, 2002-03 (42-271)

### Highest Average Gain, Game (10 attempts)

- 13.85 Marshall Faulk, Indianapolis, 1995 (13-180)
- 9.07 Chris Warren, Seattle, 1995 (14-127)
- 8.06 Adrian Peterson, Minnesota 2008 (16-129)

## TOUCHDOWNS

### Most Touchdowns, Career

- 4 Adrian Peterson, Minnesota, 2008-11, 2013, 2016
- 3 Earl Campbell, Hou. Oilers, 1979-82, 1984  
Chuck Muncie, New Orleans, 1980; S.D. Chargers, 1982-83  
Mike Alstott, Tampa Bay, 1998-2003
- 2 John Brockington, Green Bay, 1972-74  
O.J. Simpson, Buffalo, 1973-77  
Walter Payton, Chi. Bears, 1977-81, 1984-87  
Marcus Allen, L.A. Raiders, 1983, 1985-86, 1988; Kansas City, 1994  
Herschel Walker, Dallas, 1988-89  
Johnny Johnson, Phoenix, 1991  
Barry Sanders, Detroit, 1990-93, 1995-98  
Curtis Martin, New England, 1996-97; N.Y. Jets, 1999, 2002  
Ricky Williams, Miami, 2003  
Shaun Alexander, Seattle, 2004-06  
LaDainian Tomlinson, S.D. Chargers, 2003, 2005-07  
Steven Jackson, St.L. Rams, 2007, 2011

### Most Touchdowns, Game

- 3 Mike Alstott, Tampa Bay, 2000
- 2 John Brockington, Green Bay, 1973  
Earl Campbell, Hou. Oilers, 1980  
Chuck Muncie, New Orleans, 1980  
Herschel Walker, Dallas, 1989  
Johnny Johnson, Phoenix, 1991  
Ricky Williams, Miami, 2003  
Shaun Alexander, Seattle, 2004  
Adrian Peterson, Minnesota, 2008

## PASSING ATTEMPTS

### Most Attempts, Career

- 196 Peyton Manning, Indianapolis, 2000-01, 2003-09, 2011; Denver, 2013
- 134 Drew Brees, S.D. Chargers, 2005; New Orleans, 2007, 2009, 2011-15, 2017-18, 2020
- 120 Dan Fouts, S.D. Chargers, 1980-84, 1986

### Most Attempts, Game

- 41 Peyton Manning, Indianapolis, 2004
- 32 Bill Kenney, Kansas City, 1984  
Steve Young, San Francisco, 1993
- 30 Dan Fouts, S.D. Chargers, 1983

## COMPLETIONS

### Most Completions, Career

- 115 Peyton Manning, Indianapolis, 2000-01, 2003-09, 2011; Denver, 2013
- 80 Drew Brees, S.D. Chargers, 2005; New Orleans, 2007, 2009, 2011-15, 2017-18, 2020
- 63 Dan Fouts, S.D. Chargers, 1980-84, 1986

# PRO BOWL RECORDS

## Most Completions, Game

- 22 Peyton Manning, Indianapolis, 2004
- 21 Joe Theismann, Washington, 1984
- 18 Steve Young, San Francisco, 1993
- Kyler Murray, Arizona, 2022

## COMPLETION PERCENTAGE

### Highest Completion Percentage, Career (40 attempts)

- 68.9 Joe Theismann, Washington, 1983-84 (45-31)
- 67.9 Rich Gannon, Oakland, 2000-03 (53-36)
- 65.2 Eli Manning, N.Y. Giants, 2009, 2013, 2016 (46-30)

### Highest Completion Percentage, Game (10 attempts)

- 90.0 Archie Manning, New Orleans, 1980 (10-9)  
Andrew Luck, Indianapolis, 2015 (10-9)
- 85.7 Rich Gannon, Oakland, 2001 (14-12)
- 83.3 Andy Dalton, Cincinnati, 2017 (12-10)

## YARDS GAINED

### Most Yards Gained, Career

- 1,551 Peyton Manning, Indianapolis, 2000-01, 2003-09, 2011; Denver, 2013
- 1,085 Drew Brees, S.D. Chargers, 2005; New Orleans, 2007, 2009, 2011-15, 2017-18, 2020
- 890 Dan Fouts, S.D. Chargers, 1980-84, 1986

### Most Yards Gained, Game

- 342 Peyton Manning, Indianapolis, 2004
- 316 Matthew Stafford, Detroit, 2015
- 274 Dan Fouts, S.D. Chargers, 1983

### Longest Completion

- 93 Jeff Blake, Cincinnati (to Thigpen, Pittsburgh), 1996 (TD)
- 90 Steve McNair, Tennessee (to Johnson, Cincinnati), 2004 (TD)
- 80 Mark Brunell, Jacksonville (to Brown, Oakland), 1997 (TD)

## AVERAGE GAIN

### Highest Average Gain, Career (40 attempts)

- 9.15 Andrew Luck, Indianapolis, 2013-15, 2019 (53-485)
- 8.20 Eli Manning, N.Y. Giants, 2009, 2013, 2016 (46-377)
- 8.19 Rich Gannon, Oakland, 2000-03 (53-434)

### Highest Average Gain, Game (10 attempts)

- 16.45 Ben Roethlisberger, Pittsburgh, 2012 (11-181)
- 15.27 Randall Cunningham, Philadelphia, 1991 (11-168)
- 13.70 Rich Gannon, Oakland, 2002 (10-137)

## TOUCHDOWNS

### Most Touchdowns, Career

- 15 Peyton Manning, Indianapolis, 2000-01, 2003-09, 2011; Denver, 2013
- 10 Drew Brees, S.D. Chargers, 2005; New Orleans, 2007, 2009, 2011-15, 2017-18, 2020
- 7 Rich Gannon, Oakland, 2000-03  
Russell Wilson, Seattle, 2013, 2016, 2018-20, 2022

### Most Touchdowns, Game

- 4 Marc Bulger, St.L. Rams, 2004
- 3 Joe Theismann, Washington, 1984  
Phil Simms, N.Y. Giants, 1986  
Peyton Manning, Indianapolis, 2004  
Peyton Manning, Indianapolis, 2005  
Russell Wilson, Seattle, 2013, 2016  
Kyler Murray, Arizona, 2022
- 2 Accomplished 37 times. Most recent:  
Justin Herbert, L.A. Chargers, 2022

## HAD INTERCEPTED

### Most Passes Had Intercepted, Career

- 9 Peyton Manning, Indianapolis, 2000-01, 2003-09, 2011; Denver, 2013
- 8 Dan Fouts, S.D. Chargers, 1980-84, 1986
- 6 Jim Hart, St.L. Cardinals, 1975-78  
Donovan McNabb, Philadelphia, 2001-03, 2005, 2010

### Most Passes Had Intercepted, Game

- 5 Jim Hart, St.L. Cardinals, 1977
- 4 Ken Stabler, Oakland, 1974
- 3 Dan Fouts, S.D. Chargers, 1986  
Mark Rypien, Washington, 1990  
Steve Young, San Francisco, 1993  
Jim Harbaugh, Indianapolis, 1996  
Vinny Testaverde, N.Y. Jets, 1999  
Jeff Garcia, San Francisco, 2003  
Peyton Manning, Indianapolis, 2006  
Cam Newton, Carolina, 2012  
Tyrod Taylor, Buffalo, 2016

### Most Attempts, Without Interception, Game

- 27 Joe Theismann, Washington, 1984  
Phil Simms, N.Y. Giants, 1986
- 26 John Brodie, San Francisco, 1971  
Danny White, Dallas, 1983
- 23 Dave Krieg, Seattle, 1990

## PERCENTAGE, PASSES HAD INTERCEPTED

### Lowest Percentage, Passes Had Intercepted, Career (40 attempts)

- 0.00 Joe Theismann, Washington, 1983-84 (45-0)
- 1.89 Rich Gannon, Oakland, 2000-03 (53-1)
- 2.13 Dave Krieg, Seattle, 1985, 1989-90 (47-1)

## PASS RECEIVING

### RECEPTIONS

#### Most Receptions, Career

- 52 Tony Gonzalez, Kansas City, 2000-01, 2003-09; Atlanta, 2011-12, 2014
- 37 Jerry Rice, San Francisco, 1987-88, 1990-94, 1996, 1999; Oakland, 2003
- 30 Marvin Harrison, Indianapolis, 2000-06

#### Most Receptions, Game

- 10 Victor Cruz, N.Y. Giants, 2013
- 9 Randy Moss, Minnesota, 2000  
Mark Andrews, Bal. Ravens, 2020
- 8 Steve Largent, Seattle, 1986  
Michael Irvin, Dallas, 1992  
Andre Rison, Atlanta, 1993  
Jimmy Smith, Jacksonville, 2000  
Marvin Harrison, Indianapolis, 2001  
Terrell Owens, San Francisco, 2002  
Steve Smith, Carolina, 2006  
Terrell Owens, Dallas, 2008  
Roddy White, Atlanta, 2010

## YARDS GAINED

### Most Yards Gained, Career

- 796 Tony Gonzalez, Kansas City, 2000-01, 2003-09; Atlanta, 2011-12, 2014
- 495 Jerry Rice, San Francisco, 1987-88, 1990-94, 1996, 1999; Oakland, 2003
- 462 Marvin Harrison, Indianapolis, 2000-06

### Most Yards Gained, Game

- 212 Randy Moss, Minnesota, 2000
- 176 Brandon Marshall, Miami, 2012
- 156 Chad Johnson, Cincinnati, 2004

## PRO BOWL RECORDS

### Longest Reception

- 93 Yancey Thigpen, Pittsburgh (from Blake, Cincinnati), 1996 (TD)
- 90 Chad Johnson, Cincinnati (from McNair, Tennessee), 2004 (TD)
- 80 Tim Brown, Oakland (from Brunell, Jacksonville), 1997 (TD)

### TOUCHDOWNS

#### Most Touchdowns, Career

- 8 Larry Fitzgerald, Arizona, 2006, 2008-09, 2011-14
- 6 Tony Gonzalez, Kansas City, 2000-01, 2003-09; Atlanta, 2011-12, 2014
- 5 Jimmy Smith, Jacksonville, 1998-2001  
Marvin Harrison, Indianapolis, 2000-06  
Brandon Marshall, Denver, 2009-10; Miami, 2012; Chi. Bears, 2014

#### Most Touchdowns, Game

- 4 Brandon Marshall, Miami, 2012
- 3 Jimmy Smith, Jacksonville, 2000  
Larry Fitzgerald, Arizona, 2012  
A.J. Green, Cincinnati, 2013
- 2 William Andrews, Atlanta, 1984  
Eric Green, Pittsburgh, 1995  
Marvin Harrison, Indianapolis, 2001  
T.J. Houshmandzadeh, Cincinnati, 2008  
Terrell Owens, Dallas, 2008  
Larry Fitzgerald, Arizona, 2009  
DeSean Jackson, Philadelphia, 2010  
Vincent Jackson, Tampa Bay, 2013  
Jimmy Graham, New Orleans, 2015  
Greg Olsen, Carolina, 2015  
Emmanuel Sanders, Denver, 2015  
Travis Kelce, Kansas City, 2016  
Delanie Walker, Tennessee, 2018  
Davante Adams, Green Bay, 2020  
Mark Andrews, Bal. Ravens, 2022

### INTERCEPTIONS BY

#### Most Interceptions By, Career

- 4 Everson Walls, Dallas, 1982-84, 1986  
Deion Sanders, Atlanta, 1992-94; San Francisco, 1995; Dallas, 1999  
Champ Bailey, Washington, 2001-04; Denver, 2005-08, 2011-13  
Patrick Peterson, Arizona, 2012-15, 2017-19
- 3 Ken Houston, Hou. Oilers, 1971-73; Washington, 1974-79  
Jack Lambert, Pittsburgh, 1976-84  
Ted Hendricks, Bal. Colts, 1972-74; Green Bay, 1975; Oakland, 1981-82; L.A. Raiders, 1983-84  
Mike Haynes, New England, 1978-81, 1983; L.A. Raiders, 1985-87  
Ty Law, New England, 1999, 2002-04; N.Y. Jets, 2006  
Brian Dawkins, Philadelphia, 2000, 2002-03, 2005-06, 2009; Denver, 2010, 2012  
Brent Grimes, Atlanta, 2011; Miami, 2014-16  
Harrison Smith, Minnesota, 2016-20, 2022

#### By 25 players

#### Most Interceptions By, Game

- 2 Mel Blount, Pittsburgh, 1977  
Everson Walls, Dallas, 1982, 1983  
LeRoy Irvin, L.A. Rams, 1986  
David Fulcher, Cincinnati, 1990  
Brian Dawkins, Philadelphia, 2000  
Rod Woodson, Oakland, 2003  
Ed Reed, Bal. Ravens, 2007  
Antonio Cromartie, S.D. Chargers, 2008  
Eric Weddle, S.D. Chargers, 2012

Dominique Rodgers-Cromartie, N.Y. Giants, 2016  
Patrick Peterson, Arizona, 2018

### YARDS GAINED

#### Most Yards Gained, Career

- 147 Ty Law, New England, 1999, 2002-04; N.Y. Jets, 2006
- 122 Harrison Smith, Minnesota, 2016-20, 2022
- 103 Deion Sanders, Atlanta, 1992-94; San Francisco, 1995; Dallas, 1999

#### Most Yards Gained, Game

- 90 Eric Weddle, S.D. Chargers, 2012
- 87 Deion Sanders, Dallas, 1999
- 79 Harrison Smith, Minnesota, 2018

#### Longest Gain

- 87 Deion Sanders, Dallas, 1999
- 79 Harrison Smith, Minnesota, 2018 (TD)
- 73 Rod Woodson, Pittsburgh, 1994 (lateral)

### TOUCHDOWNS

#### Most Touchdowns, Career

- 2 Ty Law, New England, 1999, 2002-04; N.Y. Jets, 2006  
Derrick Brooks, Tampa Bay, 1998-2001, 2003, 2006-07  
Derrick Johnson, Kansas City, 2012-16
- 1 By many

#### Most Touchdowns, Game

- 1 Bobby Bell, Kansas City, 1973  
Nolan Cromwell, L.A. Rams, 1984  
Joey Browner, Minnesota, 1986  
Jerry Gray, L.A. Rams, 1990  
Mike Johnson, Cle. Browns, 1990  
Junior Seau, S.D. Chargers, 1993  
Ken Harvey, Washington, 1996  
Ashley Ambrose, Cincinnati, 1997  
Ty Law, New England, 1999  
Derrick Brooks, Tampa Bay, 2000  
Aeneas Williams, Arizona, 2000  
Ray Lewis, Bal. Ravens, 2002  
Ty Law, New England, 2003  
Dre' Bly, Detroit, 2004  
Derrick Brooks, Tampa Bay, 2006  
Jon Beason, Carolina, 2011  
Derrick Johnson, Kansas City, 2012  
Derrick Johnson, Kansas City, 2013  
Harrison Smith, Minnesota, 2018  
Fletcher Cox, Philadelphia, 2020  
Darius Leonard, Indianapolis, 2022  
Antoine Winfield, Tampa Bay, 2022

### PUNTING

#### Most Punts, Career

- 33 Ray Guy, Oakland, 1974-79, 1981
- 23 Rohn Stark, Indianapolis, 1986-87, 1991, 1993
- 22 Reggie Roby, Miami, 1985, 1990; Washington, 1995

#### Most Punts, Game

- 10 Reggie Roby, Miami, 1985
- 9 Tom Wittum, San Francisco, 1974  
Rohn Stark, Indianapolis, 1987
- 8 Jerrel Wilson, Kansas City, 1971  
Tom Skladany, Detroit, 1982  
Reggie Roby, Washington, 1995

#### Longest Punt

- 73 Shane Lechler, Oakland, 2002
- 70 Shane Lechler, Oakland, 2002  
Mat McBriar, Dallas, 2011
- 65 Shane Lechler, Oakland, 2009



## PRO BOWL RECORDS

### AVERAGE YARDAGE

Highest Average, Career (10 punts)

- 51.58 Shane Lechler, Oakland, 2002, 2005, 2008-12 (12-619)
- 48.20 Johnny Hekker, St.L. Rams, 2014, 2016; L.A. Rams, 2017-18 (10-482)
- 47.30 Jeff Feagles, Arizona, 1996; N.Y. Giants, 2009 (10-473)

Highest Average, Game (4 punts)

- 60.75 Shane Lechler, Oakland, 2002 (4-243)
- 55.50 Darren Bennett, S.D. Chargers, 1996 (4-222)
- 52.00 Matt Turk, Washington, 1999 (4-208)

### PUNT RETURNS

Most Punts Returns, Career

- 13 Rick Upchurch, Denver, 1977, 1979-80, 1983
- 11 Vai Sihakema, St.L. Cardinals, 1987-88
- Eric Metcalf, Cle. Browns 1994-95; S.D. Chargers 1998
- 10 Mike Nelms, Washington, 1981-83

Most Punt Returns, Game

- 7 Vai Sihakema, St.L. Cardinals, 1987
- 6 Henry Ellard, L.A. Rams, 1985
- Gerald McNeil, Cle. Browns, 1988
- Eric Metcalf, Cle. Browns, 1995
- 5 Rick Upchurch, Denver, 1980
- Mike Nelms, Washington, 1981
- Carl Roaches, Hou. Oilers, 1982
- Johnny Bailey, Phoenix, 1993
- Dexter McCluster, Kansas City, 2014

Most Fair Catches, Game

- 2 Jerry Logan, Bal. Colts, 1971
- Dick Anderson, Miami, 1974
- Henry Ellard, L.A. Rams, 1985
- Isaac Bruce, St.L. Rams, 1997
- Desmond Howard, Detroit, 2001

### YARDS GAINED

Most Yards Gained, Career

- 183 Billy Johnson, Hou. Oilers, 1976, 1978; Atlanta, 1984
- 138 Mel Renfro, Dallas, 1971-72, 1974
- Rick Upchurch, Denver, 1977, 1979-80, 1983
- 135 Eric Metcalf, Cle. Browns, 1994-95; S.D. Chargers 1998

Most Yards Gained, Game

- 159 Billy Johnson, Hou. Oilers, 1976
- 138 Mel Renfro, Dallas, 1971
- 117 Wally Henry, Philadelphia, 1980

Longest Punt Return

- 90 Billy Johnson, Hou. Oilers, 1976 (TD)
- 86 Wally Henry, Philadelphia, 1980 (TD)
- 82 Mel Renfro, Dallas, 1971 (TD)

### AVERAGE YARDAGE

Highest Average, Career (4 returns)

- 24.40 Antonio Brown, Pittsburgh, 2012, 2014-15, 2018 (5-122)
  - 22.88 Billy Johnson, Hou. Oilers, 1976, 1978; Atlanta, 1984 (8-183)
  - 21.50 Tony Green, Washington, 1979 (4-86)
- Highest Average, Game (3 returns)
- 39.75 Billy Johnson, Hou. Oilers, 1976 (4-159)
  - 39.00 Wally Henry, Philadelphia, 1980 (3-117)
  - 28.75 Antonio Brown, Pittsburgh, 2012 (4-115)

### TOUCHDOWNS

Most Touchdowns, Game

- 2 Mel Renfro, Dallas, 1971
- 1 Billy Johnson, Hou. Oilers, 1976
- Wally Henry, Philadelphia, 1980

### KICKOFF RETURNS

Most Kickoff Returns, Career

- 17 Michael Bates, Carolina, 1997-2001
- 16 Josh Cribbs, Cle. Browns, 2008, 2010, 2013
- 14 Mel Gray, Detroit, 1991-92, 1995
- Devin Hester, Chi. Bears, 2007-08, 2011; Atlanta, 2015

Most Kickoff Returns, Game

- 9 Marc Mariani, Tennessee, 2011
- 8 Derrick Mason, Tennessee, 2004
- 7 Mel Gray, Detroit, 1995
- Jerry Azumah, Chi. Bears, 2004
- Josh Cribbs, Cle. Browns, 2010

### YARDS GAINED

Most Yards Gained, Career

- 488 Michael Bates, Carolina, 1997-2001
- 453 Josh Cribbs, Cle. Browns, 2008, 2010, 2013
- 362 Devin Hester, Chi. Bears, 2007-08, 2011; Atlanta, 2015

Most Yards Gained, Game

- 326 Marc Mariani, Tennessee, 2011
- 228 Jerry Azumah, Chi. Bears, 2004
- 217 Michael Lewis, New Orleans, 2003

Longest Kickoff Return

- 92 Leon Washington, Seattle, 2013
- 66 Michael Bates, Carolina, 2000
- 62 Greg Pruitt, L.A. Raiders, 1984

### AVERAGE YARDAGE

Highest Average, Career (4 returns)

- 43.40 Michael Lewis, New Orleans, 2003 (5-217)
- 36.22 Marc Mariani, Tennessee, 2011 (9-326)
- 35.00 Les (Speedy) Duncan, Washington, 1972 (5-175)

Highest Average, Game (3 returns)

- 43.40 Michael Lewis, New Orleans, 2003 (5-217)
- 42.67 Clifton Smith, Tampa Bay, 2009 (3-128)
- 42.00 Michael Bates, Carolina, 2000 (4-168)

### TOUCHDOWNS

Most Touchdowns, Game

- 1 Hines Ward, Pittsburgh, 2005

### FUMBLES

Most Fumbles, Career

- 6 Dan Fouts, S.D. Chargers, 1980-84, 1986
- 4 Lawrence McCutcheon, L.A. Rams, 1974-78
- Franco Harris, Pittsburgh, 1973-76, 1978-81
- Jay Schroeder, Washington, 1987
- Vai Sihakema, St.L. Cardinals, 1987-88
- Trent Green, Kansas City, 2004, 2006
- Drew Brees, S.D. Chargers, 2005; New Orleans, 2007, 2009, 2011-15, 2017-18, 2020

3 By 11 players

Most Fumbles, Game

- 4 Jay Schroeder, Washington, 1987
- Trent Green, Kansas City, 2004
- 3 Dan Fouts, S.D. Chargers, 1982
- Vai Sihakema, St.L. Cardinals, 1987
- Matthew Stafford, Detroit, 2015
- 2 By 21 players

# PRO BOWL RECORDS

## RECOVERIES

Most Fumbles Recovered, Career

- 3 Harold Jackson, Philadelphia, 1973; L.A. Rams, 1974, 1976, 1978 (3-own)  
Dan Fouts, S.D. Chargers, 1980-84, 1986 (3-own)  
Randy White, Dallas, 1978, 1980-86 (3-opp)  
Trent Green, Kansas City, 2004, 2006 (3-own)  
Peyton Manning, Indianapolis, 2000-01, 2003-09, 2011; Denver, 2013 (3-own)

- 2 By many players

Most Fumbles Recovered, Game

- 3 Trent Green, Kansas City, 2004 (3-own)
- 2 Dick Anderson, Miami, 1974 (1-own, 1-opp)  
Harold Jackson, L.A. Rams, 1974 (2-own)  
Dan Fouts, S.D. Chargers, 1982 (2-own)  
Joey Browner, Minnesota, 1990 (2-opp)  
Jessie Armstead, N.Y. Giants, 1999 (1-own, 1-opp)  
Steve Beuerlein, Carolina, 2000 (2-own)

## YARDAGE

Longest Fumble Return

- 83 Art Still, Kansas City, 1985 (TD, opp)
- 82 T.J. Watt, Pittsburgh, 2020 (TD, opp)
- 70 Adalius Thomas, Bal. Ravens, 2007 (TD, opp)

## TOUCHDOWNS

Most Touchdowns, Game

- 1 Art Still, Kansas City, 1985  
Keith Millard, Minnesota, 1990  
Adalius Thomas, Bal. Ravens, 2007  
DeAngelo Hall, Washington, 2011  
Montell Owens, Jacksonville, 2011  
T.J. Watt, Pittsburgh, 2020  
Myles Garrett, Cleveland, 2022

## SACKS

Sacks have been compiled since 1983.

Most Sacks, Career

- 9.5 Reggie White, Philadelphia, 1987-93; Green Bay, 1994, 1996-97, 1999
- 9.0 Howie Long, L.A. Raiders, 1984-88, 1990, 1993-1994
- 7.5 Bruce Smith, Buffalo, 1988-91, 1995-96, 1998-99

Most Sacks, Game

- 4 Mark Gastineau, N.Y. Jets, 1985  
Reggie White, Philadelphia, 1987
- 3 Richard Dent, Chi. Bears, 1985  
Bruce Smith, Buffalo, 1991  
Everson Griffen, Minnesota, 2017
- 2.5 Bruce Smith, Buffalo, 1998

## TEAM RECORDS

### SCORING

Most Points, Game

- 62 NFC, 2013

Fewest Points, Game

- 3 AFC, 1984, 1989, 1994

Most Points, Both Teams, Game

- 107 NFC (55) vs. AFC (52), 2004

Fewest Points, Both Teams, Game

- 16 NFC (6) vs. AFC (10), 1987

### TOUCHDOWNS

Most Touchdowns, Game

- 8 AFC, 2012  
NFC, 2013

Fewest Touchdowns, Game

- 0 AFC, 1971, 1974, 1984, 1989, 1994  
NFC, 1987, 1988

Most Touchdowns, Both Teams, Game

- 14 AFC (7) vs. NFC (7), 2004  
AFC (8) vs. NFC (6), 2012

Fewest Touchdowns, Both Teams, Game

- 1 AFC (0) vs. NFC (1), 1974  
NFC (0) vs. AFC (1), 1987  
NFC (0) vs. AFC (1), 1988

### POINTS AFTER TOUCHDOWN

Most Points After Touchdown, Game

- 8 AFC, 2012  
NFC, 2013

Most Points After Touchdown, Both Teams, Game

- 13 AFC (8) vs. NFC (5), 2012  
NFC (8) vs. AFC (5), 2013

### FIELD GOALS

Most Field Goals Attempted, Game

- 6 AFC, 1972  
NFC, 1981, 1983

Most Field Goals Attempted, Both Teams, Game

- 9 NFC (6) vs. AFC (3), 1983

Most Field Goals, Game

- 5 AFC, 1974

Most Field Goals, Both Teams, Game

- 7 AFC (5) vs. NFC (2), 1974

### NET YARDS GAINED RUSHING AND PASSING

Most Yards Gained, Game

- 626 AFC, 2004

Fewest Yards Gained, Game

- 114 AFC, 1993

Most Yards Gained, Both Teams, Game

- 1,142 AFC (596) vs. NFC (546), 2012

Fewest Yards Gained, Both Teams, Game

- 424 AFC (202) vs. NFC (222), 1987

### RUSHING ATTEMPTS

Most Attempts, Game

- 50 AFC, 1974

Fewest Attempts, Game

- 8 NFC, 2022

Most Attempts, Both Teams, Game

- 80 AFC (50) vs. NFC (30), 1974

Fewest Attempts, Both Teams, Game

- 24 NFC (4) vs. AFC (20), 2020

### YARDS GAINED

Most Yards Gained, Game

- 400 AFC, 1995

Fewest Yards Gained, Game

- 1 NFC, 2022

Most Yards Gained, Both Teams, Game

- 441 AFC (400) vs. NFC (41), 1995

Fewest Yards Gained, Both Teams, Game

- 53 NFC (1) vs. AFC (52), 2022

### TOUCHDOWNS

Most Touchdowns, Game

- 3 NFC, 1989, 1991, 2000, 2007, 2011  
AFC, 1995

Most Touchdowns, Both Teams, Game

- 4 AFC (2) vs. NFC (2), 1973  
AFC (2) vs. NFC (2), 1980  
NFC (3) vs. AFC (1), 2007  
NFC (3) vs. AFC (1), 2011

**PASSING ATTEMPTS**

Most Attempts, Game  
59 NFC, 2012  
Fewest Attempts, Game  
17 NFC, 1972  
Most Attempts, Both Teams, Game  
101 NFC (54) vs. AFC (47), 2003  
Fewest Attempts, Both Teams, Game  
42 NFC (17) vs. AFC (25), 1972

**COMPLETIONS**

Most Completions, Game  
33 NFC, 2012, 2022  
Fewest Completions, Game  
7 NFC, 1972, 1982  
Most Completions, Both Teams, Game  
62 NFC (32) vs. AFC (30), 2013  
Fewest Completions, Both Teams, Game  
18 NFC (7) vs. AFC (11), 1972

**YARDS GAINED**

Most Yards Gained, Game  
515 AFC, 2004  
Fewest Yards Gained, Game  
42 NFC, 1982  
Most Yards Gained, Both Teams, Game  
943 NFC (473) vs. AFC (470), 2012  
Fewest Yards Gained, Both Teams, Game  
215 NFC (89) vs. AFC (126), 1972

**TIMES SACKED**

Most Times Sacked, Game  
9 NFC, 1985  
Fewest Times Sacked, Game  
0 AFC, 1998, 1999, 2000, 2003, 2012, 2018  
NFC, 1971, 1997, 2001  
Team Irvin, 2015, 2016  
Most Times Sacked, Both Teams, Game  
17 NFC (9) vs. AFC (8), 1985  
Fewest Times Sacked, Both Teams, Game  
1 NFC (0) vs. AFC (1), 1997  
AFC (0) vs. NFC (1), 2012  
Team Irvin (0) vs. Team Rice (1), 2016

**TOUCHDOWNS**

Most Touchdowns, Game  
7 Team Irvin, 2016  
Most Touchdowns, Both Teams, Game  
12 AFC (6) vs. NFC (6), 2012

**INTERCEPTIONS BY**

Most Interceptions By, Game  
6 AFC, 1977, 2003  
Team Irvin, 2016  
Most Interceptions By, Both Teams, Game  
8 AFC (6) vs. NFC (2), 2003

**YARDS GAINED**

Most Yards Gained, Game  
192 NFC, 2006  
Most Yards Gained, Both Teams, Game  
265 NFC (192) vs. AFC (73), 2006

**TOUCHDOWNS**

Most Touchdowns, Game  
2 NFC, 2000

**PUNTING**

Most Punts, Game  
10 AFC, 1985  
Fewest Punts, Game  
0 NFC, 1989, 2008  
AFC, 2012, 2018, 2019  
Most Punts, Both Teams, Game  
16 AFC (10) vs. NFC (6), 1985  
Fewest Punts, Both Teams, Game  
1 NFC (0) vs. AFC (1), 2008  
AFC (0) vs. NFC (1), 2018

**PUNT RETURNS**

Most Punt Returns, Game  
7 NFC, 1985, 1987  
AFC, 1995  
Fewest Punt Returns, Game  
0 AFC, 1984, 1989, 2008, 2022  
NFC, 2005, 2008, 2011, 2012, 2018-20, 2022  
Team Irvin, 2016  
Most Punt Returns, Both Teams, Game  
11 NFC (7) vs. AFC (4), 1985  
Fewest Punt Returns, Both Teams, Game  
0 NFC (0) vs. AFC (0), 2008

**YARDS GAINED**

Most Yards Gained, Game  
177 AFC, 1976  
Fewest Yards Gained, Game  
-1 NFC, 1991  
Most Yards Gained, Both Teams, Game  
263 AFC (177) vs. NFC (86), 1976  
Fewest Yards Gained, Both Teams, Game  
0 NFC (0) vs. AFC (0), 2008  
0 NFC (0) vs. AFC (0), 2018

**TOUCHDOWNS**

Most Touchdowns, Game  
2 NFC, 1971

**KICKOFF RETURNS**

Most Kickoff Returns, Game  
10 AFC, 2004  
Fewest Kickoff Returns, Game  
1 NFC, 1971, 1984, 1994  
AFC, 1988, 1991, 2012  
Most Kickoff Returns, Both Teams, Game  
18 AFC (10) vs. NFC (8), 2004  
Fewest Kickoff Returns, Both Teams, Game  
5 NFC (2) vs. AFC (3), 1979  
AFC (1) vs. NFC (4), 1988  
NFC (2) vs. AFC (3), 1992  
NFC (1) vs. AFC (4), 1994  
AFC (1) vs. NFC (4), 2012

**YARDS GAINED**

Most Yards Gained, Game  
326 AFC, 2011  
Fewest Yards Gained, Game  
6 NFC, 1971  
Most Yards Gained, Both Teams, Game  
461 NFC (247) vs. AFC (214), 2004  
Fewest Yards Gained, Both Teams, Game  
99 NFC (48) vs. AFC (51), 1987

**TOUCHDOWNS**

Most Touchdowns, Game  
1 AFC, 2005

## PRO BOWL RECORDS

### FUMBLES

Most Fumbles, Game

10 NFC, 1974

Most Fumbles, Both Teams, Game

15 NFC (10) vs. AFC (5), 1974

---

### RECOVERIES

Most Fumbles Recovered, Game

10 NFC, 1974 (6 own, 4 opp)

Most Fumbles Lost, Game

4 AFC, 1974, 1988

NFC, 1974

---

### YARDS GAINED

Most Yards Gained, Game

87 AFC, 1985

---

### TOUCHDOWNS

Most Touchdowns, Game

1 AFC, 1985, 2007, 2011, 2020, 2022

NFC, 1990, 2011

---

### TURNOVERS

(Number of times losing the ball on interceptions and fumbles.)

Most Turnovers, Game

8 AFC, 1974

Fewest Turnovers, Game

0 AFC, 1991, 1997

NFC, 1991, 1995, 1996, 2001

Most Turnovers, Both Teams, Game

12 AFC (8) vs. NFC (4), 1974

Fewest Turnovers, Both Teams, Game

0 AFC vs. NFC, 1991

## INTERCONFERENCE GAMES

### AFC VS. NFC (REGULAR SEASON), 1970-2023

	Bal	Buf	Cin	Cle	Den	Hou	Ind	Jac	KC	LV
1970		0-3	1-2	0-3	2-2		3-0		0-2-1	1-2
1971		0-3	1-2	2-1	1-3		2-1		2-1	1-1-1
1972		2-0-1	2-1	1-2	1-3		0-3		2-1	3-0
1973		2-1	2-1	1-2	0-3-1		2-1		1-1-1	2-1
1974		2-1	2-1	1-2	2-2		1-2		1-2	3-0
1975		1-2	3-0	1-3	2-1		2-1		2-1	3-0
1976		0-2	2-0	2-0	2-0		0-2		1-1	3-0
1977		1-1	2-1	1-1	1-1		1-1		1-1	1-1
1978		1-1	2-2	4-0	2-2		2-2		0-2	4-0
1979		2-2	2-2	3-1	3-1		1-1		0-2	4-0
1980		3-1	2-2	3-1	3-1		1-1		2-0	2-2
1981		1-3	2-2	3-1	3-1		0-4		2-2	2-2
1982		1-2	1-0	0-2	2-1		0-1-1		0-3	3-0
1983		1-3	3-1	2-2	0-2		2-0		2-2	2-2
1984		1-3	2-2	1-3	3-1		0-4		1-1	3-1
1985		0-2	2-2	1-3	3-1		3-1		2-2	3-1
1986		1-1	3-1	2-2	3-1		1-3		1-1	1-3
1987		1-2	1-2	2-2	2-1-1		1-0		1-2	2-2
1988		2-2	4-0	4-0	3-1		2-2		0-2	1-3
1989		1-3	2-2	3-1	2-2		1-3		2-0	2-2
1990		3-1	1-3	1-3	1-3		2-2		4-0	3-1
1991		3-1	1-3	0-4	2-0		0-4		2-2	2-2
1992		4-0	1-3	2-2	1-3		2-0		2-2	2-2
1993		4-0	2-2	3-1	1-3		0-4		2-2	3-1
1994		1-3	1-3	3-1	1-3		0-2		3-1	3-1
1995		3-1	2-2	1-3	2-2		2-2	0-4	3-1	3-1
1996	2-2	4-0	2-2	3-1	3-1		3-1	2-2	4-0	1-3
1997	2-1-1	1-3	2-2	3-1	3-1		1-3	2-2	4-0	2-2
1998	1-3	3-1	1-3	3-1	3-1		0-4	3-1	3-1	3-1
1999	2-1	3-1	1-2	1-2	2-2		4-0	4-0	2-2	3-1
2000	2-1	2-2	1-2	0-3	3-1		2-2	2-2	2-2	4-0
2001	2-2	1-3	1-2	1-2	3-1		1-3	1-2	1-3	3-1
2002	0-4	3-1	1-3	2-2	4-0	2-2	2-2	2-2	2-2	2-2
2003	3-1	2-2	2-2	2-2	1-3	2-2	3-1	2-2	3-1	1-3
2004	3-1	4-0	4-0	1-3	3-1	1-3	4-0	3-1	1-3	2-2
2005	2-2	0-4	4-0	2-2	3-1	1-3	3-1	3-1	1-3	2-2
2006	3-1	2-2	2-2	1-3	1-3	0-4	3-1	3-1	4-0	1-3
2007	3-1	1-3	1-3	3-1	1-3	3-1	4-0	3-1	1-3	0-4
2008	3-1	2-2	1-2-1	1-3	3-1	3-1	2-2	2-2	0-4	1-3
2009	2-2	2-2	3-1	0-4	2-2	3-1	4-0	1-3	1-3	1-3
2010	3-1	1-3	1-3	2-2	1-3	1-3	2-2	1-3	4-0	2-2
2011	3-1	2-2	3-1	1-3	2-2	2-2	0-4	1-3	3-1	2-2
2012	2-2	1-3	3-1	0-4	3-1	2-2	3-1	0-4	2-2	0-4
2013	2-2	1-3	3-1	1-3	4-0	0-4	2-2	0-4	4-0	0-4
2014	4-0	4-0	3-0-1	3-1	2-2	1-3	2-2	1-3	2-2	1-3
2015	1-3	1-3	3-1	1-3	4-0	2-2	2-2	0-4	1-3	0-4
2016	1-3	3-1	1-2-1	0-4	3-1	2-2	3-1	1-3	3-1	3-1
2017	2-2	2-2	1-3	0-4	1-3	1-3	1-3	1-3	2-2	1-3
2018	2-2	2-2	2-2	2-2	2-2	2-2	3-1	1-3	2-2	1-3
2019	4-0	3-1	0-4	0-4	1-3	2-2	2-2	0-4	3-1	2-2
2020	4-0	3-1	0-3-1	4-0	1-3	1-3	4-0	0-4	4-0	2-2
2021	3-2	4-1	2-3	3-2	4-1	0-5	2-3	0-5	5-0	2-3
2022	4-1	4-1	4-1	3-2	2-3	0-5	0-5	1-4	5-0	1-4
2023	5-0	4-1	5-0	3-2	3-2	3-2	2-3	3-2	2-3	2-3
<b>Total</b>	<b>70-42-1</b>	<b>106-94-1</b>	<b>106-93-4</b>	<b>84-102</b>	<b>116-91-2</b>	<b>34-57</b>	<b>95-98-1</b>	<b>43-75</b>	<b>110-81-2</b>	<b>107-101-1</b>

## INTERCONFERENCE GAMES

### AFC VS. NFC (REGULAR SEASON), 1970-2023

	LAC	Mia	NE	NYJ	Pit	Sea	TB	Ten	TOTAL
1970	1-2	2-1	0-3	2-1	0-3			0-3	12-27-1
1971	2-1	3-0	0-3	0-3	1-2			0-2-1	15-23-2
1972	0-3	3-0	3-0	1-2	2-1			0-3	20-19-1
1973	1-2	3-0	2-1	0-3	3-0			0-3	19-19-2
1974	1-2	2-1	3-0	2-1	3-0			0-3	23-17
1975	0-3	3-0	1-2	0-3	2-1			3-0	23-17
1976	2-0	0-2	1-1	0-2	1-1		0-1	2-0	16-12
1977	1-1	2-0	2-0	1-1	2-0	1-0		2-0	19-9
1978	2-2	3-1	2-2	1-3	3-1	3-1		2-2	31-21
1979	3-1	4-0	3-1	3-1	3-1	3-1		2-2	36-16
1980	2-2	4-0	1-3	1-3	4-0	1-3		4-0	33-19
1981	2-2	1-3	0-4	2-0	3-1	0-2		1-3	24-28
1982	1-0	1-1	0-1	4-0	1-0	1-0		0-3	15-14-1
1983	2-2	3-1	2-2	3-1	2-2	1-3		1-3	26-26
1984	4-0	4-0	0-4	0-2	3-1	4-0		0-4	26-26
1985	1-1	3-1	3-1	2-2	1-3	2-2		1-3	27-25
1986	0-4	2-2	3-1	2-2	2-2	3-1		2-2	26-26
1987	2-0	3-0	0-3	0-4	2-2	4-0		2-2	23-22-1
1988	2-2	3-1	2-2	2-0	1-3	1-3		3-1	30-22
1989	2-2	2-0	0-4	1-3	3-1	0-4		3-1	24-28
1990	1-1	2-2	0-4	2-0	3-1	2-2		1-3	26-26
1991	1-3	3-1	1-1	2-2	0-4	1-3		1-3	19-33
1992	2-0	2-2	0-4	0-4	1-3	0-4		3-1	22-30
1993	2-2	3-1	1-1	2-2	2-2	0-2		2-2	27-25
1994	2-2	2-2	4-0	1-3	2-2	2-0		0-4	25-27
1995	3-1	2-2	0-4	0-4	2-2	3-1		1-3	27-33
1996	1-3	2-2	2-2	1-3	2-2	2-2		2-2	32-28
1997	1-3	1-3	1-3	3-1	2-2	2-2		4-0	31-28-1
1998	1-3	3-1	2-2	2-2	2-2	3-1		1-3	31-29
1999	1-3	2-2	3-1	2-2	3-0	2-2		3-1	38-22
2000	0-4	2-2	0-4	3-1	1-2	2-2		4-0	30-30
2001	2-2	2-2	3-1	2-2	3-0	1-3		3-1	30-30
2002	2-2	2-2	3-1	3-1	2-1-1			2-2	34-29-1
2003	2-2	3-1	3-1	0-4	1-3			4-0	34-30
2004	3-1	2-2	4-0	3-1	4-0			2-2	44-20
2005	2-2	2-2	3-1	1-3	4-0			1-3	34-30
2006	4-0	3-1	4-0	3-1	3-1			3-1	40-24
2007	2-2	0-4	4-0	0-4	3-1			3-1	32-32
2008	1-3	3-1	4-0	2-2	2-2			4-0	34-29-1
2009	4-0	2-2	3-1	2-2	3-1			4-0	37-27
2010	2-2	2-2	4-0	2-2	3-1			3-1	34-30
2011	1-3	1-3	3-1	2-2	3-1			2-2	31-33
2012	0-4	2-2	1-3	2-2	3-1			1-3	25-39
2013	3-1	1-3	3-1	3-1	2-2			1-3	30-34
2014	3-1	2-2	3-1	0-4	2-2			0-4	33-30-1
2015	1-3	2-2	3-1	3-1	3-1			2-2	29-35
2016	1-3	3-1	3-1	1-3	2-2			3-1	33-30-1
2017	3-1	1-3	3-1	0-4	3-1			1-3	23-41
2018	3-1	1-3	3-1	1-3	3-1			4-0	34-30
2019	2-2	1-3	4-0	3-1	2-2			2-2	31-33
2020	1-3	3-1	1-3	1-3	3-1			3-1	35-28-1
2021	3-2	3-2	2-3	0-5	2-2-1			4-1	39-40-1
2022	3-2	2-3	2-3	2-3	4-1			2-3	39-41
2023	2-3	4-1	0-5	3-2	3-2			2-3	46-34
<b>Total</b>	<b>96-102</b>	<b>123-81</b>	<b>108-93</b>	<b>84-117</b>	<b>125-76-2</b>	<b>44-44</b>	<b>0-1</b>	<b>106-101-1</b>	<b>1,557-1,456-15</b>

## INTERCONFERENCE GAMES

### NFC VS. AFC (REGULAR SEASON), 1970-2023

	Ari	Atl	Car	Chi	Dal	Det	GB	LAR	Min
1970	2-0-1	1-2		1-2	3-0	3-0	2-1	2-1	2-1
1971	2-1	3-0		1-2	3-0	4-0	2-1	1-2	2-1
1972	1-2	2-2		1-2	3-0	2-0-1	2-1	1-2	1-2
1973	0-2-1	2-1		2-2	2-1	0-3	1-1-1	3-0	2-1
1974	2-1	0-3		0-3	2-1	1-2	2-1	3-1	2-1
1975	2-1	1-2		0-3	2-1	1-2	0-3	3-0	4-0
1976	1-1	0-2		0-2	2-0	2-0	0-2	1-1	2-0
1977	0-2	0-2		1-1	1-1	2-0	0-3	2-0	1-1
1978	0-4	1-3		0-4	3-1	2-2	2-2	2-2	1-3
1979	1-3	1-3		2-2	1-3	0-4	1-3	2-2	1-3
1980	1-1	2-2		0-4	3-1	0-2	1-3	2-2	1-3
1981	3-1	1-3		4-0	4-0	2-2	1-1	1-3	1-3
1982		1-1		1-1	2-1	0-1	1-1-1	1-2	1-3
1983	3-1	3-1		1-1	2-2	1-3	2-2	1-3	4-0
1984	3-1	1-3		2-2	2-2	0-4	0-4	3-1	0-4
1985	2-2	0-4		3-1	3-1	2-2	0-4	3-1	2-0
1986	1-1	1-3		4-0	1-3	1-3	1-3	2-2	1-3
1987	0-1	0-4		2-2	2-1	0-4	1-2-1	1-2	2-1
1988	1-3	1-3		3-1	0-4	1-1	1-3	2-2	2-2
1989	1-3	2-2		2-2	0-2	1-3	0-2	3-1	2-2
1990	2-2	2-2		2-2	1-1	1-3	1-3	2-2	2-2
1991	1-1	3-1		2-2	3-1	4-0	1-3	1-3	0-2
1992	0-2	2-2		1-3	4-0	2-2	3-1	2-2	3-1
1993	1-1	1-3		2-2	2-2	2-0	3-1	2-2	2-2
1994	3-1	1-3		3-1	3-1	2-2	1-3	2-2	2-2
1995	1-3	2-2	3-1	2-2	4-0	3-1	4-0	1-3	3-1
1996	0-4	0-4	3-1	2-2	2-2	1-3	3-1	2-2	1-3
1997	1-3	2-2	2-2	2-2	2-2	2-2	3-1	0-4	3-1
1998	1-3	3-1	1-3	2-2	1-3	1-3	3-1	3-1	4-0
1999	0-4	0-4	2-2	2-2	1-3	1-3	2-2	3-1	2-2
2000	1-3	1-3	2-2	2-2	1-3	2-2	1-3	3-1	3-1
2001	3-1	1-3	0-4	3-1	0-4	0-4	3-1	4-0	1-3
2002	0-4	2-1-1	3-1	1-3	2-2	0-4	3-1	2-2	1-3
2003	1-3	1-3	2-2	3-1	2-2	1-3	3-1	4-0	2-2
2004	1-3	3-1	1-3	1-3	1-3	1-3	1-3	1-3	3-1
2005	1-3	3-1	3-1	1-3	2-2	2-2	0-4	3-1	1-3
2006	0-4	2-2	2-2	2-2	3-1	1-3	1-3	2-2	0-4
2007	3-1	1-3	0-4	3-1	3-1	3-1	4-0	0-4	2-2
2008	2-2	3-1	4-0	2-2	2-2	0-4	1-3	0-4	2-2
2009	2-2	3-1	0-4	2-2	2-2	1-3	2-2	0-4	3-1
2010	2-2	3-1	0-4	3-1	2-2	1-3	2-2	2-2	1-3
2011	1-3	3-1	3-1	1-3	2-2	4-0	3-1	1-3	0-4
2012	2-2	4-0	2-2	3-1	3-1	1-3	3-1	1-3	3-1
2013	4-0	1-3	3-1	4-0	1-3	1-3	2-2	3-1	1-3
2014	3-1	0-4	1-2-1	1-3	4-0	2-2	3-1	2-2	1-3
2015	3-1	3-1	4-0	3-1	1-3	1-3	3-1	1-3	3-1
2016	1-3	2-2	1-3	0-4	4-0	2-2	2-2	1-3	3-1
2017	3-1	1-3	4-0	4-0	2-2	1-3	2-2	4-0	3-1
2018	0-4	0-4	2-2	2-2	1-3	2-2	3-1	4-0	2-2
2019	2-2	1-3	3-1	1-3	1-3	1-3	3-1	2-2	3-1
2020	2-2	2-2	1-3	2-2	1-3	1-3	3-1	1-3	2-2
2021	4-1	3-2	2-3	2-3	2-3	0-4-1	4-1	4-1	2-3
2022	1-4	1-4	1-4	2-3	4-1	2-3	2-3	2-3	5-0
2023	1-4	2-3	1-4	1-4	3-2	4-1	2-3	2-3	1-4
<b>Total</b>	<b>79-111-2</b>	<b>85-123-1</b>	<b>55-62-1</b>	<b>99-107</b>	<b>113-90</b>	<b>78-121-2</b>	<b>100-102-3</b>	<b>106-102</b>	<b>104-101</b>

## INTERCONFERENCE GAMES

### NFC VS. AFC (REGULAR SEASON), 1970-2023

	NO	NYG	Phi	SF	Sea	TB	Was	TOTAL
1970	0-3	3-0	2-1	4-0			2-1	27-12-1
1971	0-1-2	1-2	1-2	2-1			1-2	23-15-2
1972	0-3	1-2	2-1	2-1			1-2	19-20-1
1973	1-2	1-2	2-1	1-2			2-1	19-19-2
1974	0-3	1-2	2-1	0-3			2-1	17-23
1975	0-3	2-1	0-3	1-2			1-2	17-23
1976	1-2	0-2	0-2	1-1	1-0		1-1	12-16
1977	0-2	0-2	1-1	0-2		0-1	1-1	9-19
1978	1-3	1-1	3-1	1-3		2-0	2-2	21-31
1979	0-4	1-1	2-2	0-4		2-0	2-2	16-36
1980	1-3	1-3	3-1	2-2		1-3	1-3	19-33
1981	2-2	1-1	3-1	3-1		0-4	2-2	28-24
1982	1-0	1-0	2-1	1-3		2-1		14-15-1
1983	1-3	0-4	1-1	2-2		1-3	4-0	26-26
1984	3-1	2-0	3-1	3-1		1-1	3-1	26-26
1985	0-4	2-2	1-1	3-1		0-4	4-0	25-27
1986	1-3	3-1	2-2	4-0		1-1	3-1	26-26
1987	4-0	2-1	3-1	3-1		0-2	2-1	22-23-1
1988	4-0	1-1	2-2	2-2		1-3	1-3	22-30
1989	4-0	4-0	3-1	4-0		0-4	2-2	28-24
1990	2-2	3-1	1-3	4-0		0-2	3-1	26-26
1991	3-1	3-1	4-0	3-1		1-3	4-0	33-19
1992	3-1	2-2	3-1	3-1		0-2	2-2	30-22
1993	2-2	2-2	2-2	2-2		1-3	1-3	25-27
1994	1-3	3-1	1-3	3-1		1-1	1-1	27-25
1995	4-0	0-4	1-3	3-1		2-2	0-4	33-27
1996	1-3	2-2	2-2	4-0		2-2	3-1	28-32
1997	2-2	1-3	2-1-1	2-2		3-1	1-3	28-31-1
1998	1-3	3-1	0-4	2-2		2-2	2-2	29-31
1999	0-4	2-2	1-3	1-3		3-1	2-2	22-38
2000	1-3	3-1	3-1	2-2		3-1	2-2	30-30
2001	2-2	2-2	3-1	4-0		2-2	2-2	30-30
2002	2-2	2-2	1-3	2-2	2-2	3-1	3-1	29-34-1
2003	1-3	1-3	3-1	1-3	2-2	1-3	2-2	30-34
2004	2-2	1-3	2-2	0-4	1-3	1-3	0-4	20-44
2005	2-2	3-1	3-1	1-3	3-1	2-2	0-4	30-34
2006	1-3	1-3	1-3	2-2	2-2	2-2	2-2	24-40
2007	1-3	3-1	3-1	1-3	2-2	1-3	2-2	32-32
2008	3-1	3-1	2-1-1	2-2	1-3	1-3	1-3	29-34-1
2009	4-0	2-2	2-2	1-3	1-3	0-4	2-2	27-37
2010	2-2	2-2	3-1	2-2	1-3	2-2	2-2	30-34
2011	4-0	4-0	2-2	3-1	1-3	1-3	0-4	33-31
2012	2-2	1-3	2-2	4-0	3-1	3-1	2-2	39-25
2013	2-2	1-3	1-3	3-1	3-1	2-2	2-2	34-30
2014	1-3	2-2	4-0	1-3	2-2	1-3	2-2	30-33-1
2015	2-2	2-2	3-1	1-3	3-1	1-3	1-3	35-29
2016	1-3	3-1	2-2	0-4	4-0	2-2	2-1-1	30-33-1
2017	3-1	2-2	3-1	3-1	2-2	2-2	2-2	41-23
2018	4-0	1-3	3-1	2-2	2-2	1-3	1-3	30-34
2019	4-0	1-3	2-2	3-1	3-1	2-2	1-3	33-31
2020	2-2	1-3	0-3-1	2-2	3-1	3-1	2-2	28-35-1
2021	2-3	1-4	2-3	3-2	3-2	5-0	1-4	40-39-1
2022	2-3	5-0	5-0	3-2	3-2	0-5	3-2	41-39
2023	3-2	1-4	4-1	2-3	2-3	2-3	2-3	34-46
<b>Total</b>	<b>96-109-2</b>	<b>97-98</b>	<b>114-87-3</b>	<b>114-96</b>	<b>50-42</b>	<b>69-102</b>	<b>95-106-1</b>	<b>1,456-1,557-15</b>



# INTERCONFERENCE GAMES

## INTERCONFERENCE VICTORIES, 1970-2023

	AFC	NFC	Tie
1970	12	27	1
1971	15	23	2
1972	20	19	1
1973	19	19	2
1974	23	17	0
1975	23	17	0
1976	16	12	0
1977	19	9	0
1978	31	21	0
1979	36	16	0
1980	33	19	0
1981	24	28	0
1982	15	14	1
1983	26	26	0
1984	26	26	0
1985	27	25	0
1986	26	26	0
1987	23	22	1
1988	30	22	0
1989	24	28	0
1990	26	26	0
1991	19	33	0
1992	22	30	0
1993	27	25	0
1994	25	27	0
1995	27	33	0
1996	32	28	0
1997	31	28	1
1998	31	29	0
1999	38	22	0
2000	30	30	0
2001	30	30	0
2002	34	29	1
2003	34	30	0
2004	44	20	0
2005	34	30	0
2006	40	24	0
2007	32	32	0
2008	34	29	1
2009	37	27	0
2010	34	30	0
2011	31	33	0
2012	25	39	0
2013	30	34	0
2014	33	30	1
2015	29	35	0
2016	33	30	1
2017	23	41	0
2018	34	30	0
2019	31	33	0
2020	35	28	1
2021	39	40	1
2022	39	41	0
2023	46	34	0
<b>Total</b>	<b>1,557</b>	<b>1,456</b>	<b>15</b>

## REGULAR-SEASON INTERCONFERENCE RECORDS, 1970-2023

### AMERICAN FOOTBALL CONFERENCE

	W	L	T	Pct.
<b>East</b>				
Miami	123	81	0	.603
New England	108	93	0	.537
Buffalo	106	94	1	.530
N.Y. Jets	84	117	0	.418
<b>North</b>				
Baltimore	70	42	1	.624
Pittsburgh	125	76	2	.621
Cincinnati	106	93	4	.532
Cleveland	84	109	0	.435
<b>South</b>				
Tennessee+	106	101	1	.512
Indianapolis	95	98	1	.492
Houston	33	57	0	.374
Jacksonville	43	75	0	.364
<b>West</b>				
Kansas City+	110	81	2	.576
Denver	116	91	2	.560
Las Vegas+	107	101	1	.514
L.A. Chargers	96	102	0	.485

### NATIONAL FOOTBALL CONFERENCE

	W	L	T	Pct.
<b>East</b>				
Philadelphia	114	87	3	.566
Dallas	113	90	0	.557
N.Y. Giants	97	98	0	.497
Washington	95	106	1	.473
<b>North</b>				
Minnesota	104	101	0	.507
Green Bay	100	102	3	.495
Chicago	99	107	0	.481
Detroit	78	121	2	.393
<b>South</b>				
Carolina	56	62	1	.475
New Orleans+	96	109	2	.468
Atlanta+	86	121	1	.416
Tampa Bay*	69	103	0	.401
<b>West</b>				
San Francisco	114	96	0	.543
Seattle*#	94	86	0	.522
L.A. Rams	106	102	0	.510
Arizona	79	111	2	.416

\* Records include one game played between Seattle and Tampa Bay, won by the Seahawks 13-10, in their inaugural season (1976) when Seattle competed in the NFC and Tampa Bay in the AFC.

# Seattle was a member of the AFC from 1977-2001.

+ From 1970-71, tie games were not included in winning percentage.

For a year-by-year breakdown of each team's won/loss record in Interconference Games, please visit [www.NFL.com](http://www.NFL.com).

## HISTORY OF OVERTIME GAMES

## PRESEASON

- Aug. 28, 1955 Los Angeles 23, New York Giants 17, at Portland, Oregon
- Aug. 24, 1962 Denver 27, Dallas Texans 24, at Fort Worth, Texas
- Aug. 10, 1974 San Diego 20, New York Jets 14, at San Diego
- Aug. 17, 1974 Pittsburgh 33, Philadelphia 30, at Philadelphia
- Aug. 17, 1974 Dallas 19, Houston 13, at Dallas
- Aug. 17, 1974 Cincinnati 13, Atlanta 7, at Atlanta
- Sept. 6, 1974 Buffalo 23, New York Giants 17, at Buffalo
- Aug. 9, 1975 Baltimore 23, Denver 20, at Denver
- Aug. 30, 1975 New England 20, Green Bay 17, at Milwaukee
- Sept. 13, 1975 Minnesota 14, San Diego 14, at San Diego
- Aug. 1, 1976 New England 13, New York Giants 7, at New England
- Aug. 2, 1976 Kansas City 9, Houston 3, at Kansas City
- Aug. 20, 1976 New Orleans 26, Baltimore 20, at Baltimore
- Sept. 4, 1976 Dallas 26, Houston 20, at Dallas
- Aug. 13, 1977 Seattle 23, Dallas 17, at Seattle
- Aug. 28, 1977 New England 13, Pittsburgh 10, at New England
- Aug. 28, 1977 New York Giants 24, Buffalo 21, at East Rutherford, N.J.
- Aug. 2, 1979 Seattle 12, Minnesota 9, at Minnesota
- Aug. 4, 1979 Los Angeles 20, Oakland 14, at Los Angeles
- Aug. 24, 1979 Denver 20, New England 17, at Denver
- Aug. 23, 1980 Tampa Bay 20, Cincinnati 14, at Tampa Bay
- Aug. 5, 1981 San Francisco 27, Seattle 24, at Seattle
- Aug. 29, 1981 New Orleans 20, Detroit 17, at New Orleans
- Aug. 28, 1982 Miami 17, Kansas City 17, at Kansas City
- Sept. 3, 1982 Miami 16, New York Giants 13, at Miami
- Aug. 6, 1983 L.A. Raiders 26, San Francisco 23, at Los Angeles
- Aug. 6, 1983 Atlanta 13, Washington 10, at Atlanta
- Aug. 13, 1983 St. Louis 27, Chicago 24, at St. Louis
- Aug. 18, 1983 New York Jets 20, Cincinnati 17, at Cincinnati
- Aug. 27, 1983 Chicago 20, Kansas City 17, at Chicago
- Aug. 11, 1984 Pittsburgh 20, Philadelphia 17, at Pittsburgh
- Aug. 9, 1985 Buffalo 10, Detroit 10, at Pontiac, Mich.
- Aug. 10, 1985 Minnesota 16, Miami 13, at Miami
- Aug. 17, 1985 Dallas 27, San Diego 24, at San Diego
- Aug. 24, 1985 N.Y. Giants 34, N.Y. Jets 31, at East Rutherford, N.J.
- Aug. 15, 1986 Washington 27, Pittsburgh 24, at Washington
- Aug. 15, 1986 Detroit 30, Seattle 27, at Detroit
- Aug. 23, 1986 Los Angeles Rams 20, San Diego 17, at Anaheim
- Aug. 30, 1986 Minnesota 23, Indianapolis 20, at Indianapolis
- Aug. 23, 1987 Philadelphia 19, New England 13, at New England
- Sept. 5, 1987 Cleveland 30, Green Bay 24, at Milwaukee
- Sept. 6, 1987 Kansas City 13, St. Louis 10, at Memphis, Tenn.
- Aug. 11, 1988 Seattle 16, Detroit 13, at Detroit
- Aug. 19, 1988 Miami 16, Denver 13, at Miami
- Aug. 19, 1988 Green Bay 21, Kansas City 21, at Milwaukee
- Aug. 20, 1988 Houston 20, Los Angeles Rams 17, at Anaheim
- Aug. 21, 1988 Minnesota 19, Phoenix 16, at Phoenix
- Aug. 5, 1989 Los Angeles Rams 16, San Francisco 13, at Tokyo, Japan
- Aug. 26, 1989 Denver 24, Dallas 21, at Denver
- Sept. 1, 1989 N.Y. Jets 15, Kansas City 13, at Kansas City
- Aug. 24, 1990 Cincinnati 13, New England 10, at New England
- Aug. 17, 1991 Cincinnati 27, Minnesota 24, at Cincinnati
- Aug. 23, 1991 Dallas 20, Atlanta 17, at Dallas
- Aug. 24, 1991 Cincinnati 19, Green Bay 16, at Green Bay
- Aug. 22, 1992 Los Angeles Rams 16, Green Bay 13, at Anaheim
- Aug. 8, 1993 Dallas 13, Detroit 13, at London, England
- Aug. 12, 1995 Washington 16, Houston 13, at Knoxville, Tenn.
- Aug. 19, 1995 Indianapolis 20, Green Bay 17, at Green Bay
- Aug. 3, 1996 Minnesota 23, San Diego 20, at Minnesota
- Aug. 10, 1996 San Francisco 16, San Diego 13, at San Francisco
- Aug. 1, 1998 Green Bay 27, Kansas City 24, at Tokyo, Japan
- Aug. 7, 1998 Detroit 13, Arizona 10, at Pontiac, Mich.
- Aug. 22, 1998 Minnesota 25, Carolina 22, at Charlotte, N.C.
- Aug. 9, 1999 Cleveland 20, Dallas 17, at Canton, Ohio
- Aug. 4, 2001 Chicago 16, Cincinnati 13, at Chicago
- Aug. 18, 2001 San Diego 23, Miami 20, at Miami
- Aug. 18, 2001 Arizona 16, Seattle 13, at Seattle
- Aug. 25, 2001 San Diego 13, St. Louis 10, at San Diego
- Aug. 10, 2002 Kansas City 17, San Francisco 14, at San Francisco
- Aug. 31, 2006 Dallas 10, Minnesota 10, at Dallas
- Aug. 9, 2008 Carolina 23, Indianapolis 20, at Carolina
- Aug. 16, 2008 Seattle 29, Chicago 26, at Seattle
- Aug. 27, 2011 Buffalo 35, Jacksonville 32, at Buffalo
- Aug. 16, 1991 Cleveland 24, Washington 21, at Washington

## OVERTIME GAMES

\* indicates Monday-night game

# indicates Thursday/Saturday/Sunday-night game

+ indicates Thanksgiving Day game

### REGULAR SEASON

**Sept. 22, 1974—Pittsburgh Steelers 35, Denver Broncos 35**, at Denver; Steelers win toss. Gilliam's pass intercepted and returned by Rowser to Denver's 42. Turner misses 41-yard field goal. Walden punts and Greer returns to Broncos' 39. Van Heusen punts and Edwards returns to Steelers' 16. Game ends with Steelers on own 26.

**Nov. 10, 1974—New York Jets 26, New York Giants 20**, at New Haven, Conn.; Giants win toss. Gogolak misses 42-yard field goal. Namath passes to Boozer for five yards and touchdown at 6:53.

**Sept. 28, 1975—Dallas Cowboys 37, St. Louis Cardinals 31**, at Dallas; Cardinals win toss. Hart's pass intercepted and returned by Jordan to Cardinals' 37. Staubach passes to DuPree for three yards and touchdown at 7:53.

**Oct. 12, 1975—Los Angeles Rams 13, San Diego Chargers 10**, at San Diego; Chargers win toss. Partee punts to Rams' 14. Dempsey kicks 22-yard field goal at 9:27.

**Nov. 2, 1975—Washington Redskins 30, Dallas Cowboys 24**, at Washington; Cowboys win toss. Staubach's pass intercepted and returned by Houston to Cowboys' 35. Kilmer runs one yard for touchdown at 6:34.

**Nov. 16, 1975—St. Louis Cardinals 20, Washington Redskins 17**, at St. Louis; Cardinals win toss. Bakken kicks 37-yard field goal at 7:00.

**Nov. 23, 1975—Kansas City Chiefs 24, Detroit Lions 21**, at Kansas City; Lions win toss. Chiefs take over on downs at own 38. Stenerud kicks 26-yard field goal at 6:44.

**Nov. 23, 1975—Oakland Raiders 26, Washington Redskins 23**, at Washington; Redskins win toss. Bragg punts to Raiders' 42. Blanda kicks 27-yard field goal at 7:13.

**Nov. 30, 1975—Denver Broncos 13, San Diego Chargers 10**, at Denver; Broncos win toss. Turner kicks 25-yard field goal at 4:13.

**Nov. 30, 1975—Oakland Raiders 37, Atlanta Falcons 34**, at Oakland; Falcons win toss. James punts to Raiders' 16. Guy punts and Herron returns to Falcons' 41. Nick Mike-Mayer misses 45-yard field goal. Guy punts into Falcons' end zone. James punts to Raiders' 39. Blanda kicks 36-yard field goal at 15:00.

**Dec. 14, 1975—Baltimore Colts 10, Miami Dolphins 7**, at Baltimore; Dolphins win toss. Seiple punts to Colts' 4. Linhart kicks 31-yard field goal at 12:44.

**Sept. 19, 1976—Minnesota Vikings 10, Los Angeles Rams 10**, at Minnesota; Vikings win toss. Tarkenton's pass intercepted by Monte Jackson and returned to Minnesota 16. Allen blocks Dempsey's 30-yard field goal attempt, ball rolls into end zone for touchback. Clabo punts and Scribner returns to Rams' 20. Rusty Jackson punts to Vikings' 35. Tarkenton's pass intercepted by Kay at Rams' 1, no return. Game ends with Rams on own 3.

\* **Sept. 27, 1976—Washington Redskins 20, Philadelphia Eagles 17**, at Philadelphia; Eagles win toss. Jones punts and E. Brown loses one yard on return to Redskins' 40. Bragg punts 51 yards into end zone for touchback. Jones punts and E. Brown returns to Redskins' 42. Bragg punts and Marshall returns to Eagles' 41. Boryla's pass intercepted by Dusek at Redskins' 37, no return. Bragg punts and Bradley returns. Philadelphia holding penalty moves ball back to Eagles' 8. Boryla pass intercepted by E. Brown and returned to Eagles' 22. Moseley kicks 29-yard field goal at 12:49.

**Oct. 17, 1976—Kansas City Chiefs 20, Miami Dolphins 17**, at Miami; Chiefs win toss. Wilson punts into end zone for touchback. Bulaich fumbles into Kansas City end zone, Collier recovers for touchback. Stenerud kicks 34-yard field goal at 14:48.

**Oct. 31, 1976—St. Louis Cardinals 23, San Francisco 49ers 20**, at St. Louis; Cardinals win toss. Joyce punts and Leonard fumbles on return, Jones recovers at 49ers' 43. Bakken kicks 21-yard field goal at 6:42.

**Dec. 5, 1976—San Diego Chargers 13, San Francisco 49ers 7**, at San Diego; Chargers win toss. Morris runs 13 yards for touchdown at 5:12.

**Sept. 18, 1977—Dallas Cowboys 16, Minnesota Vikings 10**, at Minnesota; Vikings win toss. Dallas starts on Vikings' 47 after a punt early in the overtime period. Staubach scores seven plays later on a

four-yard run at 6:14.

\* **Sept. 26, 1977—Cleveland Browns 30, New England Patriots 27**, at Cleveland; Browns win toss. Sipe throws a 22-yard pass to Logan at Patriots' 19. Cockroft kicks 35-yard field goal at 4:45.

**Oct. 16, 1977—Minnesota Vikings 22, Chicago Bears 16**, at Minnesota; Bears win toss. Parsons punts 53 yards to Vikings' 18. Minnesota drives to Bears' 11. On a first-and-10, Vikings fake a field goal and holder Krause hits Voigt with a touchdown pass at 6:45.

**Oct. 30, 1977—Cincinnati Bengals 13, Houston Oilers 10**, at Cincinnati; Bengals win toss. Bahr kicks a 22-yard field goal at 5:51.

**Nov. 13, 1977—San Francisco 49ers 10, New Orleans Saints 7**, at New Orleans; Saints win toss. Saints fail to move ball and Blanchard punts to 49ers' 41. Wersching kicks a 33-yard field goal at 6:33.

**Dec. 18, 1977—Chicago Bears 12, New York Giants 9**, at East Rutherford, N.J.; Giants win toss. The ball changes hands eight times before Thomas kicks a 28-yard field goal at 14:51.

**Sept. 10, 1978—Cleveland Browns 13, Cincinnati Bengals 10**, at Cleveland; Browns win toss. Collins returns kickoff 41 yards to Browns' 47. Cockroft kicks 27-yard field goal at 4:30.

\* **Sept. 11, 1978—Minnesota Vikings 12, Denver Broncos 9**, at Minnesota; Vikings win toss. Danmeier kicks 44-yard field goal at 2:56.

**Sept. 24, 1978—Pittsburgh Steelers 15, Cleveland Browns 9**, at Pittsburgh; Steelers win toss. Cunningham scores on a 37-yard "gadget" pass from Bradshaw at 3:43. Steelers start winning drive on their 21.

**Sept. 24, 1978—Denver Broncos 23, Kansas City Chiefs 17**, at Kansas City; Broncos win toss. Dilts punts to Kansas City. Chiefs advance to Broncos' 40 where Reed fails to make first down on fourth-and-one situation. Broncos march downfield. Preston scores two-yard touchdown at 10:28.

**Oct. 1, 1978—Oakland Raiders 25, Chicago Bears 19**, at Chicago; Bears win toss. Both teams punt on first possession. On Chicago's second offensive series, Colzie intercepts Avellini's pass and returns it to Bears' 3. Three plays later, Whittington runs two yards for a touchdown at 5:19.

**Oct. 15, 1978—Dallas Cowboys 24, St. Louis Cardinals 21**, at St. Louis; Cowboys win toss. Dallas drives from its 23 into field goal range. Septien kicks 27-yard field goal at 3:28.

**Oct. 29, 1978—Denver Broncos 20, Seattle Seahawks 17**, at Seattle; Broncos win toss. Ball changes hands four times before Turner kicks 18-yard field goal at 12:59.

**Nov. 12, 1978—San Diego Chargers 29, Kansas City Chiefs 23**, at San Diego; Chiefs win toss. Fouts hits Jefferson for decisive 14-yard touchdown pass on the last play (15:00) of overtime period.

**Nov. 12, 1978—Washington Redskins 16, New York Giants 13**, at Washington; Redskins win toss. Moseley kicks winning 45-yard field goal at 8:32 after missing first down field goal attempt of 35 yards at 4:50.

**Nov. 26, 1978—Green Bay Packers 10, Minnesota Vikings 10**, at Green Bay; Packers win toss. Both teams have possession of the ball four times.

**Dec. 9, 1978—Cleveland Browns 37, New York Jets 34**, at Cleveland; Browns win toss. Cockroft kicks 22-yard field goal at 3:07.

**Sept. 2, 1979—Atlanta Falcons 40, New Orleans Saints 34**, at New Orleans; Falcons win toss. Bartkowski's pass intercepted by Myers and returned to Falcons' 46. Erxleben punts to Falcons' 4. James punts to Chandler on Saints' 43. Erxleben punts and Ryckman returns to Falcons' 28. James punts and Chandler returns to Saints' 36. Erxleben retrieves punt snap on Saints' 1 and attempts pass. Mayberry intercepts and returns six yards for touchdown at 8:22.

**Sept. 2, 1979—Cleveland Browns 25, New York Jets 22**, at New York; Jets win toss. Leahy's 43-yard field goal attempt goes wide right at 4:41. Evans' punt blocked by Dykes is recovered by Newton. Ramsey punts into end zone for touchback. Evans punts and Harper returns to Jets' 24. Robinson's pass intercepted by Davis and returned 33 yards to Jets' 31. Cockroft kicks 27-yard field goal at 14:45.

\* **Sept. 3, 1979—Pittsburgh Steelers 16, New England Patriots 13**, at Foxboro; Patriots win toss. Hare punts to Swann at Steelers' 31. Bahr kicks 41-yard field goal at 5:10.

**Sept. 9, 1979—Tampa Bay Buccaneers 29, Baltimore Colts 26**, at Baltimore; Colts win toss. Landry fumbles, recovered by Kollar at

Colts' 14. O'Donoghue kicks 31-yard, first-down field goal at 1:41.

**Sept. 16, 1979—Denver Broncos 20, Atlanta Falcons 17**, at Atlanta; Broncos win toss. Broncos march 65 yards to Falcons' 7. Turner kicks 24-yard field goal at 6:15.

**Sept. 23, 1979—Houston Oilers 30, Cincinnati Bengals 27**, at Cincinnati; Oilers win toss. Parsley punts and Lusby returns to Bengals' 33. Bahr's 32-yard field goal attempt is wide right at 8:05. Parsley's punt downed on Bengals' 5. McNally punts and Ellender returns to Bengals' 42. Fritsch's third down, 29-yard field goal attempt hits left upright and bounces through at 14:28.

**Sept. 23, 1979—Minnesota Vikings 27, Green Bay Packers 21**, at Minnesota; Vikings win toss. Kramer throws 50-yard touchdown pass to Rashad at 3:18.

**Oct. 28, 1979—Houston Oilers 27, New York Jets 24**, at Houston; Oilers win toss. Oilers march 58 yards to Jets' 18. Fritsch kicks 35-yard field goal at 5:10.

**Nov. 18, 1979—Cleveland Browns 30, Miami Dolphins 24**, at Cleveland; Browns win toss. Sipe passes 39 yards to Rucker for touchdown at 1:59.

**Nov. 25, 1979—Pittsburgh 33, Cleveland 30**, at Pittsburgh; Browns win toss. Sipe's pass intercepted by Blount on Steelers' 4. Bradshaw pass intercepted by Bolton on Browns' 12. Evans punts and Bell returns to Steelers' 17. Bahr kicks 37-yard field goal at 14:51.

**Nov. 25, 1979—Buffalo Bills 16, New England Patriots 13**, at Foxboro; Patriots win toss. Hare's punt downed on Bills' 38. Jackson punts and Morgan returns to Patriots' 20. Grogan's pass intercepted by Haslett and returned to Bills' 42. Ferguson's 51-yard pass to Butler sets up N. Mike-Mayer's 29-yard field goal at 9:15.

**Dec. 2, 1979—Los Angeles Rams 27, Minnesota Vikings 21**, at Los Angeles; Rams win toss. Clark punts and Miller returns to Vikings' 25. Kramer's pass intercepted by Brown and returned to Rams' 40. Cromwell, holding for 22-yard field goal attempt, runs around left end untouched for winning score at 6:53.

**Sept. 7, 1980—Green Bay Packers 12, Chicago Bears 6**, at Green Bay; Bears win toss. Parsons punts and Nixon returns 16 yards. Five plays later, Marcol returns own blocked field goal attempt 24 yards for touchdown at 6:00.

**Sept. 14, 1980—San Diego Chargers 30, Oakland Raiders 24**, at San Diego; Raiders win toss. Pastorini's first-down pass intercepted by Edwards. Millen intercepts Fouts' first-down pass and returns to San Diego 46. Bahr's 50-yard field goal attempt partially blocked by Williams and recovered on Chargers' 32. Eight plays later, Fouts throws 24-yard touchdown pass to Jefferson at 8:09.

**Sept. 14, 1980—San Francisco 49ers 24, St. Louis Cardinals 21**, at San Francisco; Cardinals win toss. Swider punts and Robinson returns to 49ers' 32. San Francisco drives 52 yards to St. Louis 16, where Wersching kicks 33-yard field goal at 4:12.

**Oct. 12, 1980—Green Bay Packers 14, Tampa Bay Buccaneers 14**, at Tampa Bay; Packers win toss. Teams trade punts twice. Lee returns second Tampa Bay punt to Green Bay 42. Dickey completes three passes to Buccaneers' 18, where Birney's 36-yard field goal attempt is wide right as time expires.

**Nov. 9, 1980—Atlanta Falcons 33, St. Louis Cardinals 27**, at St. Louis; Falcons win toss. Strong runs 21 yards for touchdown at 4:20.

**# Nov. 20, 1980—San Diego Chargers 27, Miami Dolphins 24**, at Miami; Chargers win toss. Partridge punts into end zone, Dolphins take over on their own 20. Woodley's pass for Nathan intercepted by Lowe and returned 28 yards to Dolphins' 12. Benirschke kicks 28-yard field goal at 7:14.

**Nov. 23, 1980—New York Jets 31, Houston Oilers 28**, at New York; Jets win toss. Leahy kicks 38-yard field goal at 3:58.

**+ Nov. 27, 1980—Chicago Bears 23, Detroit Lions 17**, at Detroit; Bears win toss. Williams returns kickoff 95 yards for touchdown at 0:21.

**Dec. 7, 1980—Buffalo Bills 10, Los Angeles Rams 7**, at Buffalo; Rams win toss. Corral punts and Hooks returns to Bills' 34. Ferguson's 30-yard pass to Lewis sets up N. Mike-Mayer's 30-yard field goal at 5:14.

**Dec. 7, 1980—San Francisco 49ers 38, New Orleans Saints 35**, at San Francisco; Saints win toss. Erxleben's punt downed by Hardy on 49ers' 27. Wersching kicks 36-yard field goal at 7:40.

**\* Dec. 8, 1980—Miami Dolphins 16, New England Patriots 13**, at Miami; Dolphins win toss. Von Schamann kicks 23-yard field goal at 3:20.

**Dec. 14, 1980—Cincinnati Bengals 17, Chicago Bears 14**, at Chicago; Bengals win toss. Breech kicks 28-yard field goal at 4:23.

**Dec. 21, 1980—Los Angeles Rams 20, Atlanta Falcons 17**, at Los Angeles; Rams win toss. Corral's punt downed at Rams' 37. James punts into end zone for touchback. Corral's punt downed on Falcons' 17. Bartkowski fumbles when hit by Harris, recovered by Delaney. Corral kicks 23-yard field goal on first play of possession at 7:00.

**Sept. 27, 1981—Cincinnati Bengals 27, Buffalo Bills 24**, at Cincinnati; Bills win toss. Cater punts into end zone for touchback. Bengals drive to the Bills' 10 where Breech kicks 28-yard field goal at 9:33.

**Sept. 27, 1981—Pittsburgh Steelers 27, New England Patriots 21**, at Pittsburgh; Patriots win toss. Hubach punts and Smith returns five yards to midfield. Four plays later Bradshaw throws 24-yard touchdown pass to Swann at 3:19.

**Oct. 4, 1981—Miami Dolphins 28, New York Jets 28**, at Miami; Jets win toss. Teams trade punts twice. Leahy's 48-yard field goal attempt is wide right as time expires.

**Oct. 25, 1981—New York Giants 27, Atlanta Falcons 24**, at Atlanta; Giants win toss. Jennings' punt goes out of bounds at New York 47. Bright returns Atlanta punt to Giants' 14. Woerner fair catches punt at own 28. Andrews fumbles on first play, recovered by Van Pelt. Danelo kicks 40-yard field goal four plays later at 9:20.

**Oct. 25, 1981—Chicago Bears 20, San Diego Chargers 17**, at Chicago; Bears win toss. Teams trade punts. Bears' second punt returned by Brooks to Chargers' 33. Fouts pass intercepted by Fencik and returned 32 yards to San Diego 27. Roveto kicks 27-yard field goal seven plays later at 9:30.

**Nov. 8, 1981—Chicago Bears 16, Kansas City Chiefs 13**, at Kansas City; Bears win toss. Teams trade punts. Kansas City takes over on downs on its own 38. Fuller's fumble recovered by Harris on Chicago 36. Roveto's 37-yard field goal wide, but Chiefs penalized for leverage. Roveto's 22-yard field goal attempt three plays later is good at 13:07.

**Nov. 8, 1981—Denver Broncos 23, Cleveland Browns 20**, at Denver; Browns win toss. D. Smith recovers Hill's fumble at Denver 48. Morton's 33-yard pass to Upchurch and 6-yard run by Preston set up Steinfort's 30-yard field goal at 4:10.

**Nov. 8, 1981—Miami Dolphins 30, New England Patriots 27**, at New England; Dolphins win toss. Orosz punts and Morgan returns six yards to New England 26. Grogan's pass intercepted by Brudzinski who returns 19 yards to Patriots' 26. Von Schamann kicks 30-yard field goal on first down at 7:09.

**Nov. 15, 1981—Washington Redskins 30, New York Giants 27**, at New York; Giants win toss. Nelms returns Giants' punt 26 yards to New York 47. Five plays later Moseley kicks 48-yard field goal at 3:44.

**Dec. 20, 1981—New York Giants 13, Dallas Cowboys 10**, at New York; Cowboys win toss and kick off. Jennings punts to Dallas 40. Taylor recovers Dorsett's fumble on second down. Danelo's 33-yard field goal attempt hits right upright and bounces back. White's pass for Pearson intercepted by Hunt and returned seven yards to Dallas 24. Four plays later Danelo kicks 35-yard field goal at 6:19.

**Sept. 12, 1982—Washington Redskins 37, Philadelphia Eagles 34**, at Philadelphia; Redskins win toss. Theismann completes five passes for 63 yards to set up Moseley's 26-yard field goal at 4:47.

**Sept. 19, 1982—Pittsburgh Steelers 26, Cincinnati Bengals 20**, at Pittsburgh; Bengals win toss. Anderson's pass intended for Kreider intercepted by Woodruff and returned 30 yards to Cincinnati 2. Bradshaw completes two-yard touchdown pass to Stallworth on first down at 1:08.

**Dec. 19, 1982—Baltimore Colts 20, Green Bay Packers 20**, at Baltimore; Packers win toss. K. Anderson intercepts Dickey's first-down pass and returns to Packers' 42. Miller's 44-yard field goal attempt blocked by G. Lewis. Teams trade punts before Stenerud's 47-yard field goal attempt is wide right. Teams trade punts again before time expires in Colts possession.

**Jan. 2, 1983—Tampa Bay Buccaneers 26, Chicago Bears 23**, at Tampa; Bears win toss. Parsons punts to T. Bell at Buccaneers' 40. Capece kicks 33-yard field goal at 3:14.

**Sept. 4, 1983—Baltimore Colts 29, New England Patriots 23**, at New England; Patriots win toss. Cooks runs 52 yards with fumble recovery three plays into overtime at 0:30.

**Sept. 4, 1983—Green Bay Packers 41, Houston Oilers 38**, at

## OVERTIME GAMES

Houston; Packers win toss. Stenerud kicks 42-yard field goal at 5:55.  
**Sept. 11, 1983—New York Giants 16, Atlanta Falcons 13**, at Atlanta; Giants win toss. Dennis returns kickoff 54 yards to Atlanta 41. Haji-Sheikh kicks 30-yard field goal at 3:38.  
**Sept. 18, 1983—New Orleans Saints 34, Chicago Bears 31**, at New Orleans; Bears win toss. Parsons punts and Groth returns five yards to New Orleans 34. Stabler pass intercepted by Schmidt at Chicago 47. Parsons punt downed by Gentry at New Orleans 2. Stabler gains 36 yards in four passes; Wilson 38 on six carries. Andersen kicks 41-yard field goal at 10:57.  
**Sept. 18, 1983—Minnesota Vikings 19, Tampa Bay Buccaneers 16**, at Tampa; Vikings win toss. Coleman punts and Bell returns eight yards to Tampa Bay 47. Capece's 33-yard field goal attempt sails wide at 7:26. Dils and Young combine for 48-yard gain to Tampa Bay 27. Ricardo kicks 42-yard field goal at 9:27.  
**Sept. 25, 1983—Baltimore Ravens 22, Chicago Bears 19**, at Baltimore; Colts win toss. Allegre kicks 33-yard field goal nine plays later at 4:51.  
**Sept. 25, 1983—Cleveland Browns 30, San Diego Chargers 24**, at San Diego; Browns win toss. Walker returns kickoff 33 yards to Cleveland 37. Sipe completes 48-yard touchdown pass to Holt four plays later at 1:53.  
**Sept. 25, 1983—New York Jets 27, Los Angeles Rams 24**, at New York; Jets win toss. Ramsey punts to Irvin who returns to 25 but penalty punts Rams on own 13. Holmes 30-yard interception return sets up Leahy's 26-yard field goal at 3:22.  
**Oct. 9, 1983—Buffalo Bills 38, Miami Dolphins 35**, at Miami; Dolphins win toss. Von Schamann's 52-yard field goal attempt goes wide at 12:36. Cater punts to Clayton who loses 11 to own 13. Von Schamann's 43-yard field goal attempt sails wide at 5:15. Danelo kicks 36-yard field goal nine plays later at 13:58.  
**Oct. 9, 1983—Dallas Cowboys 27, Tampa Bay Buccaneers 24**, at Dallas; Cowboys win toss. Septien's 51-yard field-goal attempt goes wide but Buccaneers penalized for roughing kicker. Septien kicks 42-yard field goal at 4:38.  
**Oct. 23, 1983—Kansas City Chiefs 13, Houston Oilers 10**, at Houston; Chiefs win toss. Lowery kicks 41-yard field goal 13 plays later at 7:41.  
**Oct. 23, 1983—Minnesota Vikings 20, Green Bay Packers 17**, at Green Bay; Packers win toss. Scribner's punt downed on Vikings' 42. Ricardo kicks 32-yard field goal eight plays later at 5:05.  
**Oct. 24, 1983—New York Giants 20, St. Louis Cardinals 20**, at St. Louis; Cardinals win toss. Teams trade punts before O'Donoghue's 44-yard field goal attempt is wide left. Jennings' punt returned by Bird to St. Louis 21. Lomax pass intercepted by Haynes who loses six yards to New York 33. Jennings' punt downed on St. Louis 17. O'Donoghue's 19-yard field goal attempt is wide right. Rutledge's pass intercepted by L. Washington who returns 25 yards to New York 25. O'Donoghue's 42-yard field goal attempt is wide right. Rutledge's pass intercepted by W. Smith at St. Louis 33 to end game.  
**Oct. 30, 1983—Cleveland Browns 25, Houston Oilers 19**, at Cleveland; Oilers win toss. Teams trade punts. Nielsen's pass intercepted by Whitwell who returns to Houston 20. Green runs 20 yards for touchdown on first down at 6:34.  
**Nov. 20, 1983—Detroit Lions 23, Green Bay Packers 20**, at Milwaukee; Packers win toss. Scribner punts and Jenkins returns 14 yards to Green Bay 45. Murray's 33-yard field goal attempt is wide left at 9:32. Whitehurst's pass intercepted by Watkins and returned to Green Bay 27. Murray kicks 37-yard field goal four plays later at 8:30.  
**Nov. 27, 1983—Atlanta Falcons 47, Green Bay Packers 41**, at Atlanta; Packers win toss. K. Johnson returns interception 31 yards for touchdown at 2:13.  
**Nov. 27, 1983—Seattle Seahawks 51, Kansas City Chiefs 48**, at Seattle; Seahawks win toss. Dixon's 47-yard kickoff return sets up N. Johnson's 42-yard field goal at 1:36.  
**Dec. 11, 1983—New Orleans Saints 20, Philadelphia Eagles 17**, at Philadelphia; Eagles win toss. Runager punts to Groth who fair catches on New Orleans 32. Stabler completes two passes for 36 yards to Goodlow to set up Andersen's 50-yard field goal at 5:30.  
**Dec. 12, 1983—Green Bay Packers 12, Tampa Bay Buccaneers 9**, at Tampa; Packers win toss. Stenerud kicks 23-yard field goal 11 plays later at 4:07.  
**Sept. 9, 1984—Detroit Lions 27, Atlanta Falcons 24**, at Atlanta;

Lions win toss. Murray kicks 48-yard field goal nine plays later at 5:06.  
**Sept. 30, 1984—Tampa Bay Buccaneers 30, Green Bay Packers 27**, at Tampa; Packers win toss. Scribner punts 44 yards to Tampa Bay 2. Epps returns Garcia's punt three yards to Green Bay 27. Scribner's punt downed on Buccaneers' 33. Ariri kicks 46-yard field goal 11 plays later at 10:32.  
**Oct. 14, 1984—Detroit Lions 13, Tampa Bay Buccaneers 7**, at Detroit; Buccaneers win toss. Tampa Bay drives to Lions' 39 before Wilder fumbles. Five plays later Danielson hits Thompson with 37-yard touchdown pass at 4:34.  
**Oct. 21, 1984—Dallas Cowboys 30, New Orleans Saints 27**, at Dallas; Cowboys win toss. Septien kicks 41-yard field goal eight plays later at 3:42.  
**Oct. 28, 1984—Denver Broncos 22, Los Angeles Raiders 19**, at Los Angeles; Raiders win toss. Hawkins fumble recovered by Foley at Denver 7. Teams trade punts. Karlis's 42-yard field goal attempt is wide left. Teams trade punts. Wilson pass intercepted by R. Jackson at Los Angeles 45, returned 23 yards to Los Angeles 22. Karlis kicks 35-yard field goal two plays later at 15:00.  
**Nov. 4, 1984—Philadelphia Eagles 23, Detroit Lions 23**, at Detroit; Lions win toss. Lions drive to Eagles' 3 in eight plays. Murray's 21-yard field goal attempt hits right upright and bounces back. Jaworski's pass intercepted by Watkins at Detroit 5. Teams trade punts. Cooper returns Black's punt five yards to Eagles' 14. Time expires four plays later with Eagles on own 21.  
**Nov. 18, 1984—San Diego Chargers 34, Miami Dolphins 28**, at San Diego; Chargers win toss. McGee scores eight plays later on a 25-yard run at 3:17.  
**Dec. 2, 1984—Cincinnati Bengals 20, Cleveland Browns 17**, at Cleveland; Browns win toss. Simmons returns Cox's punt 30 yards to Cleveland 35. Breech kicks 35-yard field goal seven plays later at 4:34.  
**Dec. 2, 1984—Houston Oilers 23, Pittsburgh Steelers 20**, at Houston; Oilers win toss. Cooper kicks 30-yard field goal 16 plays later at 5:53.  
**Sept. 8, 1985—St. Louis Cardinals 27, Cleveland Browns 24**, at Cleveland; Cardinals win toss. O'Donoghue kicks 35-yard field goal nine plays later at 5:27.  
**Sept. 29, 1985—New York Giants 16, Philadelphia Eagles 10**, at Philadelphia; Eagles win toss. Jaworski's pass tipped by Quick and intercepted by Patterson who returns 29 yards for touchdown at 0:55.  
**Oct. 20, 1985—Denver Broncos 13, Seattle Seahawks 10**, at Denver; Seahawks win toss. Teams trade punts twice. Krieg's pass intercepted by Hunter and returned to Seahawks' 15. Karlis kicks 24-yard field goal four plays later at 9:19.  
**Nov. 10, 1985—Philadelphia Eagles 23, Atlanta Falcons 17**, at Philadelphia; Falcons win toss. Donnelly's 62-yard punt goes out of bounds at Eagles' 1. Jaworski completes 99-yard touchdown pass to Quick two plays later at 1:49.  
**Nov. 10, 1985—San Diego Chargers 40, Los Angeles Raiders 34**, at San Diego; Chargers win toss. James scores on 17-yard run seven plays later at 3:44.  
**Nov. 17, 1985—Denver Broncos 30, San Diego Chargers 24**, at Denver; Chargers win toss. Thomas' 40-yard field goal attempt blocked by Smith and returned 60 yards by Wright for touchdown at 4:45.  
**Nov. 24, 1985—New York Jets 16, New England Patriots 13**, at New York; Jets win toss. Teams trade punts twice. Patriots' second punt returned 46 yards by Sohn to Patriots' 15. Leahy kicks 32-yard field goal one play later at 10:05.  
**Nov. 24, 1985—Tampa Bay Buccaneers 19, Detroit Lions 16**, at Tampa; Lions win toss. Teams trade punts. Lions' punt downed on Buccaneers' 38. Igwebuike kicks 24-yard field goal 11 plays later at 12:31.  
**Nov. 24, 1985—Los Angeles Raiders 31, Denver Broncos 28**, at Los Angeles; Raiders win toss. Bahr kicks 32-yard field goal six plays later at 2:42.  
**Dec. 8, 1985—Los Angeles Raiders 17, Denver Broncos 14**, at Denver; Broncos win toss. Teams trade punts twice. Elway's fumble recovered by Townsend at Broncos' 8. Bahr kicks 26-yard field goal one play later at 4:55.  
**Sept. 14, 1986—Chicago Bears 13, Philadelphia Eagles 10**, at

## OVERTIME GAMES

- Chicago; Eagles win toss. Crawford's fumble of kickoff recovered by Jackson at Eagles' 35. Butler kicks 23-yard field goal 10 plays later at 5:56.
- Sept. 14, 1986—Cincinnati Bengals 36, Buffalo Bills 33**, at Cincinnati; Bills win toss. Zander intercepts Kelly's first-down pass and returns it to Bills' 17. Breech kicks 20-yard field goal two plays later at 0:56.
- Sept. 21, 1986—New York Jets 51, Miami Dolphins 45**, at New York; Jets win toss. O'Brien completes 43-yard touchdown pass to Walker five plays later at 2:35.
- Sept. 28, 1986—Pittsburgh Steelers 22, Houston Oilers 16**, at Houston; Oilers win toss. Johnson's punt returned 41 yards by Woods to Oilers' 15. Abercrombie scores on three-yard run three plays later at 2:35.
- Sept. 28, 1986—Atlanta Falcons 23, Tampa Bay Buccaneers 20**, at Tampa; Falcons win toss. Teams trade punts. Luckhurst kicks 34-yard field goal 10 plays later at 12:35.
- Oct. 5, 1986—Los Angeles Rams 26, Tampa Bay Buccaneers 20**, at Anaheim; Rams win toss. Dickerson scores four plays later on 42-yard run at 2:16.
- Oct. 12, 1986—Minnesota Vikings 27, San Francisco 49ers 24**, at San Francisco; Vikings win toss. C. Nelson kicks 28-yard field goal nine plays later at 4:27.
- Oct. 19, 1986—San Francisco 49ers 10, Atlanta Falcons 10**, at Atlanta; Falcons win toss. Teams trade punts twice. Donnelly punts to 49ers' 27. The following play Wilson recovers Rice's fumble at 49ers' 46 as time expires.
- Nov. 2, 1986—Washington Redskins 44, Minnesota Vikings 38**, at Washington; Redskins win toss. Schroeder completes 38-yard touchdown pass to Clark four plays later at 1:46.
- #Nov. 20, 1986—Los Angeles Raiders 37, San Diego Chargers 31**, at San Diego; Raiders win toss. Teams trade punts. Allen scores five plays later on 28-yard run at 8:33.
- Nov. 23, 1986—Cleveland Browns 37, Pittsburgh Steelers 31**, at Cleveland; Browns win toss. Teams trade punts. Six plays later Kosar hits Slaughter with 36-yard touchdown pass at 6:37.
- Nov. 30, 1986—Chicago Bears 13, Pittsburgh Steelers 10**, at Chicago; Bears win toss and kick off. Newsome's punt returned by Barnes to Chicago 49. Butler kicks 42-yard field goal five plays later at 3:55.
- Nov. 30, 1986—Philadelphia Eagles 33, Los Angeles Raiders 27**, at Los Angeles; Eagles win toss. Teams trade punts. Long recovers Cunningham's fumble at Philadelphia 42. Waters returns Allen's fumble 81 yards to Los Angeles 4. Cunningham scores on one-yard run two plays later at 6:53.
- Nov. 30, 1986—Cleveland Browns 13, Houston Oilers 10**, at Cleveland; Oilers win toss and kick off. Gossett punts to Houston 39. Luck's pass intercepted by Minnifield at Cleveland 21. Gossett punts to Houston 34. Luck's pass intercepted by Minnifield at Cleveland 43 who returns 20 yards to Houston 37. Moseley kicks 29-yard field goal nine plays later at 14:44.
- Dec. 7, 1986—St. Louis Cardinals 10, Philadelphia Eagles 10**, at Philadelphia; Cardinals win toss. White blocks Schubert's 40-yard field goal attempt. Teams trade punts. McFadden's 43-yard field goal attempt is wide left. Schubert's 37-yard field goal attempt is wide right. Cavanaugh's pass intercepted by Carter and returned to Eagles' 48 to end game.
- Dec. 14, 1986—Miami Dolphins 37, Los Angeles Rams 31**, at Anaheim; Dolphins win toss. Marino completes 20-yard touchdown pass to Duper six plays later at 3:04.
- Sept. 20, 1987—Denver Broncos 17, Green Bay Packers 17**, at Milwaukee; Packers win toss. Del Greco's 47-yard field goal attempt is short. Teams trade punts. Elway intercepted by Noble who returns 10 yards to Green Bay 34. Davis fumbles on next play and Smith recovers. Two plays later, Karlis's 40-yard field goal attempt is wide left. Time expires two plays later with Packers on own 23.
- Oct. 11, 1987—Detroit Lions 19, Green Bay Packers 16**, at Green Bay; Lions win toss. Prindle's 42-yard field goal attempt is wide left. Packers punt downed on Detroit 17. Prindle kicks 31-yard field goal 16 plays later at 12:26.
- Oct. 18, 1987—New York Jets 37, Miami 31**, at New York; Jets win toss. Teams trade punts. Ryan intercepted by Hooper at Jets' 47 who returns 11 yards. Mackey intercepted by Haslett at Jets' 37 who returns 9 yards. Jets punt. Mackey intercepted by Radachowsky who returns 45 yards to Miami 24. Ryan completes eight-yard touchdown pass to Hunter five plays later at 14:26.
- Oct. 18, 1987—Green Bay 16, Philadelphia 10**, at Green Bay; Packers win toss. Hargrove scores on seven-yard run 10 plays later at 5:04.
- Oct. 18, 1987—Buffalo Bills 6, New York Giants 3**, at Buffalo; Bills win toss. Schlop'y's 28-yard field goal attempt is wide left. Teams trade punts. Rutledge intercepted by Clark who returns 23 yards to Buffalo 40. Schlop'y kicks 27-yard field goal nine plays later at 14:41.
- Oct. 25, 1987—Buffalo Bills 34, Miami Dolphins 31**, at Miami; Bills win toss. Norwood kicks 27-yard field goal seven plays later at 4:12.
- Nov. 1, 1987—San Diego Chargers 27, Cleveland Browns 24**, at San Diego; Browns win toss. Kosar intercepted by Glenn who returns 20 yards to Browns' 25. Abbott kicks 33-yard field goal three plays later at 2:16.
- Nov. 15, 1987—Dallas Cowboys 23, New England Patriots 17**, at New England; Cowboys win toss. Walker scores on 60-yard run four plays later at 1:50.
- +Nov. 26, 1987—Minnesota Vikings 44, Dallas Cowboys 38**, at Dallas; Vikings win toss. Coleman's punt downed by Hilton at Cowboys' 37. White intercepted by Studwell who returns 12 yards to Vikings' 37. D. Nelson scores on 24-yard run seven plays later at 7:51.
- Nov. 29, 1987—Philadelphia Eagles 34, New England Patriots Chiefs 31**, at New England; Patriots win toss. Ramsey intercepted by Joyner who returns 29 yards to Eagles' 32. Fryar fair catches Teltschik's punt at Patriots' 13. Franklin's 46-yard field-goal attempt is short. McFadden's 39-yard field goal attempt is wide left. Tatupu fumbles on next play and Cobb recovers. McFadden kicks 38-yard field goal four plays later at 12:16.
- Dec. 6, 1987—New York Giants 23, Philadelphia Eagles 20**, at New York; Giants win toss and kick off. Teams trade punts twice. Teltschik's punt is returned 16 yards by McConkey to Eagles' 33. Three plays later, Allegre's 50-yard field goal attempt is blocked by Joyner and returned 25 yards by Hoage to Eagles' 30. McConkey returns Teltschik's punt four yards to Giants' 44. Allegre kicks 28-yard field goal four plays later at 10:42.
- Dec. 6, 1987—Cincinnati Bengals 30, Kansas City Chiefs 27**, at Cincinnati; Bengals win toss. Teams trade punts. Breech kicks 32-yard field goal 16 plays later at 9:44.
- Dec. 26, 1987—Washington Redskins 27, Minnesota Vikings 24**, at Minnesota; Redskins win toss. Haji-Sheikh kicks 26-yard field goal six plays later at 2:09. Colts
- Sept. 4, 1988—Houston Oilers 17, Indianapolis Colts 14**, at Indianapolis; Colts win toss. Dickerson fumble recovered by Lyles who returns six yards to Colts' 42. Zendejas kicks 35-yard field goal six plays later at 3:51.
- \* Sept. 26, 1988—Los Angeles Raiders 30, Denver Broncos 27**, at Denver; Broncos win toss. Teams trade punts twice. Elway intercepted by Lee who returns 20 yards to Broncos' 31. Bahr kicks 35-yard field goal four plays later at 12:35.
- Oct. 2, 1988—New York Jets 17, Kansas City Chiefs 17**, at New York; Chiefs win toss. Chiefs punt goes into end zone for touchback. Leahy's 44-yard field goal attempt is wide right. Chiefs punt is returned by Townsell to Jets' 26. Burruss recovers McNeil's fumble at Chiefs' 11. DeBerg intercepted by Humphery at Jets' 49. Three plays later, time expires.
- Oct. 9, 1988—Denver Broncos 16, San Francisco 49ers 13**, at San Francisco; Broncos win toss and kick off. Young intercepted by Haynes at Broncos' 32. Denver punt downed at 49ers' 5. Young intercepted by Wilson who returns seven yards to 49ers' 5. Karlis kicks 22-yard field goal two plays later at 8:11.
- Oct. 30, 1988—New York Giants 13, Detroit Lions 10**, at Detroit; Lions win toss. James's fumble recovered by Taylor at Lions' 22. Three plays later, McFadden kicks 33-yard field goal at 1:13.
- Nov. 20, 1988—Buffalo Bills 9, New York Jets 6**, at Buffalo; Jets win toss. Vick's fumble recovered by Bennett at Bills' 32. Norwood kicks 30-yard field goal five plays later at 3:47.
- Nov. 20, 1988—Philadelphia Eagles 23, New York Giants 17**, at New York; Eagles win toss. Philadelphia's punt goes into end zone for touchback. Hostetter intercepted by Hoage who returns 11 yards to Giants' 41. Six plays later, Zendejas's 30-yard field-goal attempt is blocked and ball is recovered behind line of scrimmage by Eagles' Simmons, who runs 15 yards for touchdown at 3:09.
- Dec. 11, 1988—New England Patriots 10, Tampa Bay Bucca-**

## OVERTIME GAMES

neers 7, at New England; Buccaneers win toss and kick off. Staurovsky kicks 27-yard field goal six plays later at 3:08.

**Dec. 17, 1988—Cincinnati Bengals 20, Washington Redskins 17**, at Cincinnati; Bengals win toss. Cincinnati's punt returned by Oliphant to Redskins' 16. Grant recovers Williams's fumble at Redskins' 17. Breech kicks 20-yard field goal three plays later at 7:01.

**Sept. 24, 1989—Buffalo Bills 47, Houston Oilers 41**, at Houston; Oilers win toss. Johnson returns Brady's kickoff 17 yards to Oilers' 19. Oilers drive to Buffalo 25, Zendejas's 37-yard field goal blocked, but Bills offside and Zendejas's second attempt is wide left. Bills' ball and Kelly completes series of passes, including 28-yard game-winner to Andre Reed, at 8:42.

**Oct. 8, 1989—Miami Dolphins 13, Cleveland Browns 10**, at Miami; Browns win toss. Metcalf returns Stoyanovich's kickoff 20 yards to Browns' 28. Browns drive ball 46 yards in eight plays; Bahr wide left on 44-yard field goal attempt. Dolphins ball. Browns called for pass interference on Marino pass to Banks at Cleveland 47. Two plays later, Banks's 20-yard reception at Browns' 23 sets up winning 35-yard field goal by Stoyanovich at 6:23.

**Oct. 22, 1989—Denver Broncos 24, Seattle Seahawks 21**, at Seattle; Seahawks win toss. Treadwell's 56-yard kickoff returned 18 yards by Jefferson to Seahawks' 27. Seahawks drive to Broncos' 22 in 10 plays, but Johnson's 40-yard field goal attempt wide left. Smith intercepts a Krieg pass and returns it 28 yards to Seahawks' 10. Treadwell kicks winning 27-yard field goal at 7:46.

**Oct. 29, 1989—New England Patriots 23, Indianapolis Colts 20**, at Indianapolis; Patriots win toss. Biasucci kickoff returned 13 yards to Patriots' 23 by Martin. Holding penalty brings ball back to Patriots' 13. After six plays, Feagles punt returned 11 yards by Verdin to Colts' 28. Six plays later, Colts punt to Martin at Patriots' 12. Grogan completes three straight passes to Patriots' 44. Five consecutive runs put New England on Colts' 33. Davis kicks a 51-yard winning field goal for Patriots at 9:46.

**Oct. 29, 1989—Green Bay Packers 23, Detroit Lions 20**, at Milwaukee; Lions win toss. Sanders touchback on Jacke kickoff. On first play, Murphy intercepts Lions' Peete and returns it three yards to Lions' 26. Fullwood gains five yards on three plays to set up Jacke's 38-yard field goal at 2:14.

**Nov. 5, 1989—Minnesota Vikings 23, Los Angeles Rams 21**, at Minneapolis; Rams win toss. Karlis's kick returned 18 yards by Delpino to Rams' 19. Drive stops at Rams' 28. Merriweather blocks Hatcher's punt at 12. Ball rolls out of end zone for safety.

**Nov. 19, 1989—Cleveland Browns 10, Kansas City Chiefs 10**, at Cleveland; Browns win toss. Browns punt three times; Chiefs twice; before Kansas City's Lowery misses 47-yard field goal with 17 seconds remaining in overtime. Kosar's pass intercepted as time expired.

**Nov. 26, 1989—Los Angeles Rams 20, New Orleans Saints 17**, at New Orleans; Saints win toss. Lansford's kickoff returned 27 yards to Saints' 30. After four plays, Barnhardt punts to Rams' 15. Saints penalized 35 yards for interference to Rams' 43. Three plays later, Everett hits Anderson with 14-yard pass to Saints' 40, then 26-yarder to put Rams in field goal position. Lansford kicks 31-yard field goal at 6:38.

**Dec. 3, 1989—Los Angeles Raiders 16, Denver Broncos 13**, at Los Angeles; Broncos win toss. Bell returns Jaeger kickoff 14 yards to Broncos' 18. Broncos penalized for illegal block to Broncos' 9. Elway completes three passes for two first downs. On third and eight Elway sacked for 10-yard loss. Horan punts, Adams calls for fair catch at Raiders' 29. Dyal's 26-yard reception moves Raiders to Denver 43. Raiders move ball 34 yards in three plays to set up Jaeger's 26-yard field goal at 7:02.

**Dec. 10, 1989—Indianapolis Colts 23, Cleveland Browns 17**, at Indianapolis; Browns win toss. Teams trade punts. McNeil returns Colts' punt 42 yards to 42. Seven plays later, Bahr misses 35-yard field goal attempt. Three plays later, Stark punts and McNeil returns ball to 50-yard line. Two plays later, Prior intercepts Kosar's pass at Colts' 42 and returns it 58 yards for touchdown at 10:54.

**Dec. 17, 1989—Cleveland Browns 23, Minnesota Vikings 17**, at Cleveland; Browns win toss. Browns punt to Vikings' 18. Six plays later, Vikings punt to Browns' 22. Nine plays later, Bahr lines up to attempt 31-yard field goal. Holder Page takes snap and passes 14 yards to Waiters for touchdown at 9:30.

**Sept. 23, 1990—Denver Broncos 34, Seattle Seahawks 31**, at

Denver; Seahawks win toss. Loville returns kickoff 19 yards to Seahawks' 27. Seahawks drive to Broncos' 26, where Johnson misses 44-yard field goal wide right. Broncos take over and Elway completes series of passes to set up Treadwell's 25-yard field goal at 9:14.

**Sept. 30, 1990—Tampa Bay Buccaneers 23, Minnesota Vikings 20**, at Minnesota; Vikings win toss. Vikings drive to Buccaneers' 31; Igwebuike's 48-yard field goal attempt wide left. Buccaneers drive to Vikings' 43 and punt. Gannon's pass is intercepted at Vikings' 26 by Wayne Haddix. Buccaneers drive to Vikings' 19 to set up Christie's 36-yard field goal at 9:11.

**Oct. 7, 1990—Cincinnati Bengals 34, Los Angeles Rams 31**, at Anaheim; Rams win toss. Berry returns kickoff to Rams' 21. After 3 plays, English punts and Green downs ball at Bengals' 25. After 3 plays, Johnson punts and Sutton downs ball at Rams' 29-yard line. After 3 plays, English punts and Price signals fair catch at Bengals' 47. Esiason completes series of passes to 26-yard line to set up Breech's 44-yard field goal at 11:56.

**Nov. 4, 1990—Washington Redskins 41, Detroit Lions 38**, at Detroit; Redskins win toss. Howard downs kickoff on Redskins' 15. After 3 plays, Mojsiejenko punts to Redskins' 45. After 3 plays, Arnold punts to Redskins' 10. Rutledge completes series of passes to set up Lohmiller's 34-yard field goal at 9:10.

**Nov. 18, 1990—Chicago Bears 16, Denver Broncos 13**, at Denver; Broncos win toss. Ezor returns kickoff to Broncos' 12. Both teams have ball twice and have to punt after each possession. Broncos punt after third possession of overtime and Bailey returns 20 yards to Broncos' 34. Harbaugh completes 10-yard pass to Thornton to set up Butler's 44-yard field goal at 13:14.

**Nov. 25, 1990—Seattle Seahawks 13, San Diego Chargers 10**, at San Diego; Chargers win toss. Lewis returns kickoff to Chargers' 22. After 2 plays, Cox fumbles and ball is recovered by Porter at Chargers' 23. After two plays, Johnson kicks 40-yard field goal at 3:01.

**Dec. 2, 1990—Chicago Bears 23, Detroit Lions 17**, at Chicago; Lions win toss. Gray returns kickoff to Lions' 35. After 10 plays, Murray misses 35-yard field goal. Bears take possession at Chicago 20. Harbaugh completes 50-yard game-winning pass to Anderson at 10:57.

**Dec. 2, 1990—Seattle Seahawks 13, Houston Oilers 10**, at Seattle; Seahawks win toss. Warren returns kickoff to Seahawks' 13. After 5 plays, Donnelly punts to Oilers' 23-yard line. Ford's fumble recovered by Wyman. Seahawks take possession at Oilers' 27. After 2 plays, Johnson kicks 42-yard field goal at 4:25.

**Dec. 9, 1990—Miami Dolphins 23, Philadelphia Eagles 20**, at Miami; Eagles win toss. After 11 plays, Feagles punts to Dolphins' 26. After 6 plays, Roby punts to Eagles' 14 and Harris returns to 25. After 3 plays, Feagles punts to Dolphins' 43. Marino completes series of passes to Eagles' 22. Stoyanovich kicks 39-yard field goal at 12:32.

**Dec. 9, 1990—San Francisco 49ers 20, Cincinnati Bengals 17**, at Cincinnati; 49ers win toss. Carter returns kickoff to 49ers' 19. After 10 plays, Cofer kicks 23-yard field goal at 6:12.

\* **Sept. 23, 1991—Chicago Bears 19, New York Jets 13**, at Chicago; Jets win toss. Mathis returns kickoff seven yards to New York's 12. Jets drive to New York 26; Bailey returns punt to Chicago 39. Bears drive to Jets' 44-yard line and punt into the end zone. Jets drive to Bears' 11 where Leahy's 28-yard field goal attempt is wide left. Bears drive from 20 to Jets' 1 where Harbaugh runs for touchdown at 14:42.

**Oct. 13, 1991—Los Angeles Raiders 23, Seattle Seahawks 20**, at Seattle; Seahawks win toss. Seahawks begin on 20. After 5 plays, Tuten punts and Brown signals fair catch at Raiders' 24. After 3 plays, Gossett punts and Land downs ball at Seattle 9. After 1 play, Lott intercepts at Seahawks' 19 to set up Jaeger's game-winning 37-yard field goal at 6:37.

**Oct. 20, 1991—Cleveland Browns 30, San Diego Chargers 24**, at San Diego; Chargers win toss. After kickoff, Chargers drive to Browns' 45 and punt to Browns' 6 where Hendrickson downs ball. Browns drive to 38 and punt; Taylor fair catches on Chargers' 14. After 3 plays, Brandon intercepts at Chargers' 30 and scores at 5:58.

**Oct. 20, 1991—New England Patriots 26, Minnesota Vikings 23**, at New England; Patriots win toss. Martin returns kickoff 18 yards to New England 22. Patriots drive to Minnesota 19. Staurovsky's 36-yard field goal attempt is wide left. Minnesota drives to the 50 where Newsome punts into end zone. On first play, McMillian intercepts at

## OVERTIME GAMES

the 40 for Minnesota. After 2 plays, Marion causes Jordan fumble and Pool recovers at New England 20. New England drives to Minnesota 24 where Staurowsky kicks 42-yard field goal as time expires.

**Nov. 3, 1991—New York Jets 19, Green Bay Packers 16**, at New York; Packers win toss. Thompson returns kickoff 30 yards to Packers' 39. Green Bay drives to New York 24 where Jacke's 42-yard field-goal attempt is wide right. Jets drive to 50. Aguiar's punt is fumbled by Sikahema and recovered by New York at Packers' 23. After 2 plays, Leahy kicks 37-yard field goal at 9:40.

**Nov. 3, 1991—Washington Redskins 16, Houston Oilers 13**, at Washington; Redskins win toss. Mitchell returns kickoff 9 yards to Washington 14. After 4 plays, Goodburn punts and Givins returns to Houston 31. After 1 play, Moon's pass is intercepted by Green at Oilers' 35. After 3 plays, Lohmiller kicks 41-yard field goal at 4:01.

**Nov. 10, 1991—Houston Oilers 26, Dallas Cowboys 23**, at Houston; Oilers win toss. Pinkett returns kickoff 20 yards to Houston 24. After 6 plays, Montgomery punts and Martin returns to Dallas 24. Cowboys drive to Oilers' 24 where Smith fumbles and McDowell recovers at Oilers' 15. Houston drives to Dallas 5 where Del Greco kicks 23-yard field goal at 14:31.

**Nov. 10, 1991—Pittsburgh Steelers 33, Cincinnati Bengals 27**, at Cincinnati; Steelers wins toss. Woodson downs kickoff for touchback. After 3 plays, Stryzinski punts and Barber returns 7 yards to Cincinnati 38. Bengals drive to Pittsburgh 37 where Woods fumbles and Lloyd returns recovery to Cincinnati 44. After 2 plays, O'Donnell passes to Green for 26-yard touchdown at 6:32.

**#Nov. 24, 1991—Atlanta Falcons 23, New Orleans Saints 20**, at New Orleans; Falcons win toss. Falcons begin at 20. After 3 plays, Fulhage punts and Fenerty signals fair catch at New Orleans 43. After 3 plays, Barnhardt punts and Thompson downs ball at Atlanta 23. After 3 plays, Fulhage punts and Fenerty fair catches at New Orleans 25. Saints drive to Atlanta 38 where Andersen misses 55-yard field-goal attempt. After 1 play, Rozier fumbles and Martin recovers on 50. Saints drive to Atlanta 38 where Barnhardt punts to Falcons' 2. Atlanta drives to New Orleans 33 where Johnson kicks 50-yard field goal at 13:03.

**Nov. 24, 1991—Miami Dolphins 16, Chicago Bears 13**, at Chicago; Dolphins wins toss. Butler kicks to Miami 20 where Paige returns kickoff 15 yards to 35. Miami drives to Chicago 9 where Stoyanovich kicks 27-yard field goal at 4:11.

**Dec. 8, 1991—Buffalo Bills 30, Los Angeles Raiders 27**, at Los Angeles; Raiders win toss. Daluiso kicks into end zone for touchback. On third play, Kelso intercepts for Buffalo and returns ball to Bills' 36. Bills drive to Los Angeles 24 where Norwood kicks 42-yard field goal at 2:34.

**Dec. 8, 1991—Kansas City Chiefs 20, San Diego Chargers 17**, at Kansas City; Chiefs win toss. Carney kicks to Kansas City 10 where Stradford returns 23 yards to 33. After 3 plays, Barker punts to San Diego 4. Chargers drive to 40 where Kidd punts 60 yards into end zone for touchback. Kansas City drives to San Diego 39 where Barker punts 38 yards to 1. After 3 plays, Kidd punts 41 yards to San Diego 42 where Stradford returns 12 yards to 30. Chiefs drive to San Diego 1 where Lowery kicks 18-yard field goal at 11:26.

**Dec. 8, 1991—New England Patriots 23, Indianapolis Colts 17**, at New England; Colts wins toss. Baumann kicks off to Indianapolis 2 where Martin returns 23 yards to 25. After 3 downs, Stark punts to New England 17 where Henderson returns 8 yards to 25. New England drives to 50 where McCarthy punts and Prior signals fair catch at Indianapolis 15. After 3 plays, Stark punts to New England 40 where Henderson returns 7 yards to 47. After 2 plays, Millen passes to Timpon for 45-yard touchdown at 8:55.

**Dec. 22, 1991—Detroit Lions 17, Buffalo Bills 14**, at Buffalo; Lions win toss. Daluiso kicks off to Detroit 20 where Dozier returns 15 yards to Lions 35. Lions drive to Bills' 3 where Murray kicks 21-yard field goal at 4:23.

**Dec. 22, 1991—New York Jets 23, Miami Dolphins 20**, at Miami; Jets win toss. Aguiar kicks to Miami's 30 where Logan returns 3 yards to the 33. After 4 downs, Stoyanovich punts to Jets' 15 where Baty returns 8 yards to 23. Jets drive to Miami 12 where Allegre kicks 30-yard field goal at 6:33.

**Sept. 6, 1992—Minnesota Vikings 23, Green Bay Packers 20**, at Green Bay; Vikings win toss. Nelson returns kickoff 14 yards to the Minnesota 23. After 5 plays, Newsome punts 49 yards to Green Bay 21 where Brooks returns 12 yards to the 33. After 2 plays, Glenn

intercepts pass at the Vikings' 48. On first play, Allen fumbles and Billups recovers at Green Bay 35. After 3 plays, McJulien punts 33 yards to Vikings' 35. Vikings drive to Minnesota 48; Newsome punts 52 yards for touchback. After 3 plays, McJulien punts and Parker returns 10 yards to Green Bay 48. Vikings drive to Packers' 9 where Reveiz kicks 26-yard field goal at 10:20.

**Sept. 13, 1992—Cincinnati Bengals 24, Los Angeles Raiders 21**, at Cincinnati; Raiders win toss. Land returns kickoff 13 yards but fumbles at Los Angeles's 20; ball recovered by Bengals' Bennett at Raiders' 21. After 1 play, Breech kicks 34-yard field goal at 1:01.

**Sept. 20, 1992—Houston Oilers 23, Kansas City Chiefs 20**, at Houston; Chiefs win toss. Carter returns kickoff 25 yards to Kansas City 28. On third play of drive, Birden fumbles at Kansas City 34; ball recovered by Houston's D. Smith at Chiefs' 23. After one play, Del Greco kicks 39-yard field goal at 1:55.

**Oct. 11, 1992—Indianapolis Colts 6, New York Jets 3**, at Indianapolis; Colts win toss. Verdin returns kickoff 33 yards to Colts' 36. Colts drive to Jets' 30 where Biasucci kicks 47-yard field goal at 3:01.

**#Nov. 8, 1992—Cincinnati Bengals 31, Chicago Bears 28**, at Chicago; Bears win toss. Lewis returns kickoff 22 yards to Chicago's 29. Bears drive to Chicago's 46 where Gardocki punts; fair catch by Wright at the Cincinnati 17. Bengals drive to Bears' 18 where Breech kicks 36-yard field goal at 8:39.

**Nov. 15, 1992—New England Patriots 37, Indianapolis Colts 34**, at Indianapolis; Colts win toss. Verdin returns kickoff 10 yards to Colts' 20; holding penalty brings ball back to Colts' 10. After two plays, Henderson intercepts pass at Colts' 38 and returns it 9 yards to the 29. In three plays, Patriots drive to 1 where Baumann kicks 18-yard field goal at 3:25.

**Nov. 29, 1992—Indianapolis Colts 16, Buffalo Bills 13**, at Indianapolis; Colts win toss. Verdin returns kickoff 24 yards to Colts' 22. Colts drive to Buffalo 22 where Biasucci kicks 40-yard field goal at 3:51.

**\* Nov. 30, 1992—Seattle Seahawks 16, Denver Broncos 13**, at Seattle; Seahawks win toss. Daluiso kicks through end zone for touchback. After three plays, Tuten punts 53 yards to Denver 18 where Marshall returns for no gain. After three plays, Rodriguez punts 29 yards to Seattle 45 where Warren signals fair catch. Seahawks drive to Denver 15 where Kasay's 33-yard field goal attempt misses. Broncos take over at Denver 20. After three plays, Rodriguez punts 43 yards to Seattle 38 where Warren signals for fair catch. After four plays, Tuten punts 39 yards to Denver 4 where Daniels downs punt. After three plays, Rodriguez punts 46 yards to Denver 48 where Warren returns 10 yards to the 38. Seahawks drive to Denver 14 where Kasay kicks 32-yard field goal at 11:10.

**Dec. 13, 1992—Philadelphia Eagles 20, Seattle Seahawks 17**, at Seattle; Eagles win toss. Sydner returns kick 12 yards to Eagles' 16; illegal block penalty brings ball back to 8. Eagles drive to Philadelphia 45 where Feagles punts for a touchback. After 6 plays, Tuten punts 45 yards to Philadelphia 22 where Sydner returns 7 yards to 29. After 6 plays, Feagles punts 44 yards to Seattle 26 where Warren returns 5 yards to 31. After 5 plays, Tuten punts 32 yards to Philadelphia 20 where Sydner signals for fair catch. Eagles drive to Seattle 27 where Ruzek kicks 44-yard field goal with no time remaining.

**Dec. 27, 1992—Miami Dolphins 16, New England Patriots 13**, at New England; Patriots win toss. Lockwood returns kickoff 15 yards to Patriots' 21. After three plays, McCarthy punts 39 yards to Miami 33 where Miller returns 2 yards to the 35. Miami drives to New England 18 where Stoyanovich kicks 35-yard field goal at 8:17.

**Sept. 12, 1993—Detroit Lions 19, New England Patriots 16**, at New England; Patriots win toss. Patriots begin at 20. After 3 plays, Saxon punts 42 yards to Detroit 29 where Gray returns 12 yards to the 41. After 3 plays, Arnold punts 41 yards to New England 12 where Brown returns 16 yards to the 28. Patriots drive to Detroit 44 where Saxon punts into the end zone for a touchback. Detroit drives to New England 20 where Hanson kicks 38-yard field goal at 11:04.

**Nov. 7, 1993—Buffalo Bills 13, New England Patriots 10**, at New England; Patriots win toss. T. Brown returns kickoff 27 yards to Patriots 30. Patriots drive to Buffalo 48 where Bills take over on downs. Bills drive to New England 25 where Metzelaars fumbles, and C. Brown recovers. After 3 plays, Saxon punts 46 yards to Buffalo 24 where Copeland returns 11 yards to the 35. Bills drive to New England 14 where Christie kicks 32-yard field goal at 9:22.



## OVERTIME GAMES

**Dec. 19, 1993—Phoenix Cardinals 30, Seattle Seahawks 27**, at Seattle; Cardinals win toss. Bailey returns kickoff 14 yards to Cardinals 20. Cardinals drive to Seattle 23 where Davis kicks 41-yard field goal at 6:45.

**Jan. 2, 1994—Dallas Cowboys 16, New York Giants 13**, at New York; Giants win toss. Meggett returns kickoff 19 yards to Giants 19. After 6 plays, Horan punts 45 yards to Cowboys 25 where Widmer downs punt. Cowboys drive to Giants' 23 where Murray kicks 41-yard field goal at 10:44.

**Jan. 2, 1994—New England Patriots 33, Miami Dolphins 27**, at New England; Dolphins win toss. McDuffie returns kickoff 21 yards to Miami 27. After 3 plays, Hatcher punts 43 yards to New England 29 where Harris returns 6 yards to the 35. After 2 plays, Brown intercepts pass from Bledsoe and returns 3 yards to Miami 49. After 3 plays, Hatcher punts 37 yards to New England 14 where Harris returns 18 yards to the 32. After 2 plays, Bledsoe passes 36 yards to Timpon for touchdown at 4:44.

**Jan. 2, 1994—Los Angeles Raiders 33, Denver Broncos 30**, at Los Angeles; Broncos win toss. Delpino returns kickoff 12 yards to Denver 25. Broncos drive to Los Angeles 22 where Elam's 40-yard field goal attempt is wide left. Raiders drive to Denver 29 where Jaeger kicks 47-yard field goal at 7:10.

\* **Jan. 3, 1994—Philadelphia Eagles 37, San Francisco 49ers 34**, at San Francisco; 49ers win toss. Walker returns kickoff, 19 yards to San Francisco 27. 49ers drive to Philadelphia 14 where Cofer misses 32-yard field goal. Eagles start at their 20-yard line, and, after 3 plays, Feagles punts 48 yards to San Francisco 36 where Carter fumbles and 49ers recover. After 7 plays, Wilmsmeyer punts 57 yards to Philadelphia 6 where Sikahema returns 16 yards to the 22. Eagles drive to San Francisco 10 where Ruzek kicks 28-yard field goal with no time remaining.

**Sept. 4, 1994—Detroit Lions 31, Atlanta Falcons 28**, at Detroit; Falcons win toss. Falcons start at their own 16 after holding penalty on kickoff. After 3 plays, Alexander punts 41 yards to Detroit 39 where Clay returns 12 yards to Atlanta 49. Detroit drives to Atlanta 20 where Hanson kicks 37-yard field goal at 5:14.

**Sept. 11, 1994—New York Jets 25, Denver Broncos 22**, at New York; Jets win toss. Murrell returns kickoff 24 yards to New York 33. Jets drive to Denver 22 where Lowery kicks 39-yard field goal at 3:57.

\* **Sept. 19, 1994—Detroit Lions 20, Dallas Cowboys 17**, at Dallas; Lions win toss. Gray returns kickoff 24 yards to Detroit 32. Lions drive to Dallas 34 where Hanson's 51-yard field-goal attempt is blocked by Lett. Cowboys take possession at Dallas 42. Cowboys drive to Detroit 37 where Kennard fumbles and Swilling recovers. Lions take possession at Detroit 45. After 6 plays, Montgomery punts 31 yards to Dallas 16. Cowboys drive to Dallas 49 where Aikman fumbles and Thomas recovers at Dallas 43. Lions drive to Dallas 26 where Hanson kicks 44-yard field goal at 14:33.

**Oct. 16, 1994—Arizona Cardinals 19, Washington Redskins 16**, at Washington; Redskins win toss. Mitchell returns kickoff 27 yards to Washington 41. Redskins drive to Arizona 34 where Lohmiller's 51-yard field-goal attempt is blocked by Joyner and recovered by Williams who returns it to the Washington 37. After 5 plays, Peterson's 45-yard field-goal attempt is wide right. Redskins take possession at the Washington 36. After 3 plays, Roby punts 36 yards to the Arizona 37 where Robinson returns 3 yards to the 40. After 3 plays, Feagles punts 51 yards for a touchback. After 1 play, Shuler's pass is intercepted by Hoage who returns it to the Washington 12. Peterson kicks 29-yard field goal at 10:00.

**Oct. 16, 1994—Miami Dolphins 20, Los Angeles Raiders 17**, at Miami; Dolphins win toss. McDuffie returns kickoff 19 yards to Miami 23. Dolphins drive to Los Angeles 12 where Stoyanovich kicks 29-yard field goal at 5:46.

# **Oct. 20, 1994—Minnesota Vikings 13, Green Bay Packers 10**, at Minnesota; Vikings win toss. Ismail returns kickoff 22 yards to Minnesota 29. Vikings drive to Green Bay 9 where Fuad Revezik kicks 27-yard field goal at 4:26.

**Oct. 30, 1994—Detroit Lions 28, New York Giants 25**, at New York; Giants win toss. Lewis returns kickoff 16 yards to New York 27. After 3 plays, Horan punts 42 yards to Detroit 24 where Gray calls for fair catch. Detroit drives to New York 6 where Hanson kicks 24-yard field goal at 6:43.

# **Oct. 30, 1994—Arizona Cardinals 20, Pittsburgh Steelers 17**, at

Arizona; Steelers win toss. Johnson returns kickoff 24 yards to Pittsburgh 30 where he fumbles and Arizona's Merritt recovers at Pittsburgh 32. After 3 plays, Davis kicks 51-yard field goal at 1:40.

**Nov. 6, 1994—Cincinnati Bengals 20, Seattle Seahawks 17**, at Seattle; Seahawks win toss. Warren returns kickoff 32 yards to Seattle 33. After 3 plays, Tuten punts 37 yards to Cincinnati 28 where Sawyer calls for fair catch. After 3 plays, Johnson punts 64 yards to Seattle 2 where Truitt downs ball. Seahawks drive to Seattle 38 where Tuten punts 50 yards to Cincinnati 12 and Sawyer returns 5 yards to 17. Blake passes to Scott for 76 yards to Seattle 7. Pelfrey kicks 26-yard field goal at 8:14.

**Nov. 6, 1994—Pittsburgh Steelers 12, Houston Oilers 9**, at Houston; Steelers win toss. Stone returns kickoff 15 yards to Pittsburgh 28. After 3 plays, Royals punts 53 yards to Houston 13 where Givins downs ball. After 3 plays, Camarillo punts 57 yards to Pittsburgh 31 where Woodson returns 20 yards to Houston 49. After 3 plays, Royals punts 43 yards to Houston 15 where Coleman returns 3 yards to 18. After 5 plays, Camarillo punts 57 yards to Pittsburgh 12 where Hastings returns 12 yards to 24. Steelers drive to Houston 41 where Royals punts 29 yards to Houston 12, and Coleman calls for fair catch. Brown fumbles on first play and Jones recovers at Houston 22. After 1 play, Anderson kicks 40-yard field goal at 11:24.

**Nov. 13, 1994—New England Patriots 26, Minnesota Vikings 20**, at New England; Patriots win toss. Thompson returns kickoff 27 yards to New England 33. Patriots drive to Minnesota 14 where Bledsoe passes 14 yards to Turner for touchdown at 4:10.

**Nov. 20, 1994—Pittsburgh Steelers 16, Miami Dolphins 13**, at Pittsburgh; Steelers win toss. Stone returns kickoff 15 yards to Pittsburgh 16. Steelers drive to Miami 39 where they lose possession on downs. Dolphins drive to Pittsburgh 47 where Arnold punts 35 yards to Pittsburgh 12 and Oliver downs ball. Steelers drive to Miami 21 where Anderson kicks 39-yard field goal at 10:19.

**Nov. 27, 1994—Chicago Bears 19, Arizona Cardinals 16**, at Arizona; Cardinals win toss. Levy returns kickoff 31 yards to Arizona 45. After 5 plays, Feagles punts 38 yards to the end zone for a touchback. Bears drive to Arizona 10 where Butler kicks 27-yard field goal at 8:11.

**Nov. 27, 1994—Tampa Bay Buccaneers 20, Minnesota Vikings 17**, at Minnesota; Buccaneers win toss. Harris returns kickoff 12 yards to Tampa Bay 38. After 6 plays, Stryzinski punts 40 yards to Minnesota 4 where Guilford muffs punt and Buccaneers' Brady recovers. Husted kicks 22-yard field goal at 2:08.

# **Dec. 1, 1994—Minnesota Vikings 33, Chicago Bears 27**, at Minnesota; Bears win toss. Lewis returns kickoff 23 yards to Chicago 33. Bears drive to Minnesota 22 where Butler's 40-yard field goal attempt is wide left. After 1 play, Moon passes 65 yards to Carter for touchdown at 5:46.

**Dec. 4, 1994—Denver Broncos 20, Kansas City Chiefs 17**, at Kansas City; Broncos win toss. Milburn returns kickoff 24 yards to Denver 29. After 3 plays, Millen fumbles and Phillips recovers at Denver 35. After 4 plays, Allen fumbles and Smith recovers at Denver 27. After 6 plays, Rouen punts 45 yards to Kansas City 25 where Hughes calls for fair catch. After 3 plays, Aguiar punts 33 yards to Denver 42 where Chiefs down ball. Broncos drive to Kansas City 17 where Elam kicks 34-yard field goal at 12:12.

**Sept. 3, 1995—Cincinnati Bengals 24, Indianapolis Colts 21**, at Indianapolis; Bengals win toss. Dunn returns kickoff 15 yards to Bengals' 17. Cincinnati drives to Indianapolis 29 where Pelfrey kicks 47-yard field goal at 2:36.

**Sept. 3, 1995—Atlanta Falcons 23, Carolina Panthers 20**, at Atlanta; Panthers win toss. Baldwin downs kickoff for touchback. Panthers drive to Carolina 42 where Reich fumbles and ball is recovered by Archaubeau at Carolina 31. Falcons drive to Panthers' 16 where Andersen kicks 35-yard field goal at 6:17.

**Sept. 10, 1995—Indianapolis Colts 27, New York Jets 24**, at New York; Jets win toss. Carter downs kickoff for touchback. Jets punt downed at Colts' 37. Colts drive to Jets' 35 where Cofer kicks 52-yard field goal at 4:27.

**Sept. 10, 1995—Kansas City Chiefs 20, New York Giants 17**, at Kansas City; Chiefs win toss. Vanover returns kickoff 30 yards to Chiefs' 28. Aguiar punts to Giants' 3. Horan punts to Chiefs' 49. Chiefs drive to Giants' 6 where Elliott kicks 23-yard field goal at 7:49.

**Sept. 17, 1995—Kansas City Chiefs 23, Oakland Raiders 17**, at Kansas City; Chiefs win toss. Vanover returns kickoff 28 yards to

## OVERTIME GAMES

- Chiefs' 41. M. Allen fumbles, ball recovered by Robbins at Raiders' 38. Hasty intercepts pass at Chiefs' 36 and returns it 64 yards for touchdown at 4:27.
- Sept. 17, 1995—Atlanta Falcons 27, New Orleans Saints 24**, at Atlanta; Saints win toss. Hughes returns kickoff 21 yards to Saints' 17. Metcalf returns Wilmsmeyer's punt 18 yards to Saints' 39. Stryzinski punts, fair catch by Hughes at Saints' 14. Wilmsmeyer punt downed at Falcons' 6. Falcons drive to Saints' 3 where Andersen kicks 21-yard field goal at 7:58.
- #Sept. 17, 1995—Dallas Cowboys 23, Minnesota Vikings 17**, at Minnesota; Cowboys win toss. K. Williams returns kickoff 23 yards to Cowboys' 27. E. Smith scores on 31-yard run at 2:26.
- Oct. 8, 1995—Indianapolis Colts 27, Miami Dolphins 24**, at Miami; Colts win toss. Warren returns kickoff 25 yards to Colts' 33. Colts drive to Dolphins' 10 where Blanchard kicks 27-yard field goal at 4:58.
- Oct. 8, 1995—New York Giants 27, Arizona Cardinals 21**, at New York; Cardinals win toss. Terry returns kickoff 20 yards to Cardinals' 23. Hamilton recovers Krieg's fumble at Cardinals' 36. Lynch recovers Brown's fumble at Cardinals' 38. Armstead intercepts pass at Giants' 42 and returns it 58 yards for touchdown at 4:05.
- Oct. 8, 1995—Minnesota Vikings 23, Houston Oilers 17**, at Minnesota; Vikings win toss. Palmer returns kickoff 10 yards to Vikings' 15. Saxon's punt downed at Oilers' 8. Washington intercepts pass at Vikings' 47 and returns it 25 yards to Oilers' 28. R. Smith scores on 20-yard run at 7:10.
- Oct. 8, 1995—Philadelphia Eagles 37, Washington Redskins 34**, at Philadelphia; Redskins win toss. Redskins take possession at their 20 after touchback. Turk punt out of bounds at Eagles' 9. Eagles drive to Redskins' 18 where Anderson kicks 35-yard field goal at 10:06.
- \* **Oct. 9, 1995—Kansas City Chiefs 29, San Diego Chargers 23**, at Kansas City; Chargers win toss. Coleman returns kickoff 24 yards to Chargers' 28. Vanover makes fair catch of Bennett's punt at Chiefs' 15. Coleman makes fair catch of Aguiar's punt at Chargers' 43. Vanover returns Bennett's punt 86 yards for a touchdown at 7:27.
- Oct. 15, 1995—Tampa Bay Buccaneers 20, Minnesota Vikings 17**, at Tampa Bay; Buccaneers win toss. Edmonds returns kickoff 19 yards to Buccaneers' 22. A. Lee returns Roub's punt to Vikings' 48. Vikings drive to Tampa Bays' 35 where Reveiz's 53-yard field-goal attempt is wide right. Buccaneers take over at own 43 and drive to Vikings' 33 where Husted kicks 51-yard field goal at 6:23.
- Oct. 22, 1995—Washington Redskins 36, Detroit Lions 30**, at Washington; Redskins win toss. B. Mitchell returns kickoff 16 yards to Redskins' 27. Turk's punt downed at Lions' 4. D. Green intercepts S. Mitchell's pass and returns it 7 yards for touchdown at 3:41.
- Oct. 29, 1995—Carolina Panthers 20, New England Patriots 17**, at New England; Panthers win toss. Baldwin returns kickoff 22 yards to Panthers' 25. Meggett makes fair catch of Barnhardt's punt at Patriots' 9. Gulliford returns O'Neill's punt 9 yards to Patriots' 32. Panthers drive to Patriots' 12 where Kasay kicks 29-yard field goal at 7:08.
- Oct. 29, 1995—Cleveland Browns 29, Cincinnati Bengals 26**, at Cincinnati; Browns win toss. Hunter returns kickoff 31 yards to Browns' 31. Bieniemy returns Tupa's punt 9 yards to Bengals' 37. McCordell makes fair catch of Johnson's punt at Browns' 12. Bieniemy returns Tupa's punt 0 yards to Bengals' 38. Hall intercepts Blake's pass and returns it 5 yards to Bengals' 45. Browns drive to Bengals' 11 where Stover kicks 28-yard field goal at 6:30.
- Oct. 29, 1995—Arizona Cardinals 20, Seattle Seahawks 14**, at Arizona; Cardinals win toss. Dowdell returns kickoff 16 yards to Cardinals' 25. Cardinals drive to Seahawks' 10 where G. Davis' 27-yard field goal attempt is blocked. L. Lynch intercepts Friesz's pass at Cardinals' 28 and returns it 72 yards for a touchdown at 11:16.
- Nov. 5, 1995—Pittsburgh Steelers 37, Chicago Bears 34**, at Chicago; Bears win toss. Timpson returns kickoff 23 yards to Bears' 33. Hastings returns Sauerbrun's punt 2 yards to Steelers' 31. Steelers drive to Bears' 6 where N. Johnson kicks 24-yard field goal at 8:19.
- Nov. 12, 1995—Minnesota Vikings 30, Arizona Cardinals 24**, at Arizona; Vikings win toss. A. Lee returns kickoff 20 yards to Vikings' 25. Moon throws 50-yard touchdown pass to Ismail at 2:16.
- Nov. 26, 1995—Arizona Cardinals 40, Atlanta Falcons 37**, at Arizona; Falcons win toss. J. Anderson returns kickoff 20 yards to Fal-
- cons' 20. Stryzinski fumbles punt snap. Recovered by England at Falcons' 10 where G. Davis kicks 28-yard field goal at 1:43.
- #Dec. 10, 1995—Tampa Bay Buccaneers 13, Green Bay Packers 10**, at Tampa Bay; Buccaneers win toss. Edmonds returns kickoff 24 yards to Buccaneers' 23. Tampa Bay drives to Packers' 29 where Husted kicks 47-yard field goal at 3:46.
- #Sept. 1, 1996—Buffalo Bills 23, New York Giants 20**, at New York; Bills win toss. Daluiso kick is a touchback. Bills drive to Buffalo 46. Toomer returns Mohr's punt to Giants' 16. Dave Brown's fumble recovered by Spielman at Giants' 33. Bills drive to Giants' 16 where Christie kicks 34-yard field goal at 9:08.
- Sept. 22, 1996—New England Patriots 28, Jacksonville Jaguars 25**, at New England; Patriots win toss. T. Brown returns kickoff 18 yards to Patriots' 29. Patriots drive to Jaguars' 22 where Vinatieri kicks 40-yard field goal at 2:36.
- Sept. 29, 1996—Arizona Cardinals 31, St. Louis Rams 28**, at Arizona; Cardinals win toss. Lohmiller kick is a touchback. Cardinals drive to Rams' 7 where G. Davis kicks 24-yard field goal at 1:54.
- Oct. 6, 1996—Buffalo Bills 16, Indianapolis Colts 13**, at Buffalo; Colts win toss. Christie kick is a touchback. Colts drive to Indianapolis 32. Burris returns Gardocki's punt to Bills' 35. Bills drive to Colts' 48. Mohr punts out of bounds at Colts' 14. Colts drive to Indianapolis 9. Burris returns Gardocki's punt to Colts' 48. Bills drive to Colts' 22 where Christie kicks 39-yard field goal at 9:22.
- #Oct. 6, 1996—Houston Oilers 30, Cincinnati Bengals 27**, at Cincinnati; Bengals win toss. Dunn returns kickoff 23 yards to Bengals' 34. Bengals drive to Cincinnati 36. Floyd returns L. Johnson's punt to Oilers' 18. Oilers drive to Bengals' 31 where Del Greco kicks 49-yard field goal at 7:07.
- \* **Oct. 14, 1996—Green Bay Packers 23, San Francisco 49ers 20**, at Green Bay; 49ers win toss. D. Carter returns kickoff 23 yards to 49ers' 22. 49ers' drive to San Francisco 25. Howard makes fair catch of Thompson's punt at Packers' 44. Packers drive to 49ers' 35 where Jacke kicks 53-yard field goal at 3:41.
- Oct. 27, 1996—Baltimore Ravens 37, St. Louis Rams 31**, at Baltimore; Ravens win toss. J. Thomas returns kickoff 17 yard to Rams' 17. Rams drive to Ravens' 15. F. Miller fumble in field goal formation recovered by S. Moore at Ravens' 17. Ravens drive to Baltimore 49 and turn ball over on downs. Rams drive to Ravens' 40 and turn ball over on downs. Testaverde throws 22-yard scoring pass to M. Jackson at 14:50.
- Nov. 10, 1996—Dallas Cowboys 20, San Francisco 49ers 17**, at San Francisco; Cowboys win toss. H. Walker returns kickoff 10 yards to Cowboys' 23. Cowboys drive to 49ers' 11 where Boniol kicks 29-yard field goal at 6:17.
- Nov. 10, 1996—Arizona Cardinals 37, Washington Redskins 34**, at Washington; Cardinals win toss. Blanton's kickoff is a touchback. Cardinals drive to Redskins' 15 where Butler misses 32-yard field goal. Redskins drive to Cardinals' 43 where Turk punts for touchback. L. Johnson fumble returned by Morrison to Cardinals' 27. Redskins drive to Cardinals' 31 where Blanton misses 48-yard field goal. Cardinals drive to Redskins' 15 where Butler kicks 32-yard field goal at 14:27.
- Nov. 10, 1996—Tampa Bay Buccaneers 20, Oakland Raiders 17**, at Tampa Bay; Buccaneers win toss. M. Marshall returns kickoff 15 yards to Bucs' 17. Bucs drive to Tampa Bay 36. T. Brown returns Barnhardt's punt four yards to Raiders' 22. Raiders drive to Oakland 25. M. Marshall returns Gossett's punt nine yards to Bucs' 39. Bucs drive to Raiders' 4 where Husted kicks 23-yard field goal at 11:56.
- #Nov. 17, 1996—Minnesota Vikings 16, Oakland Raiders 13**, at Oakland; Raiders win toss. Kaufman returns kickoff 32 yards to Raiders' 27. Raiders drive to Oakland 46 where Gossett punts to Vikings' 17. Vikings drive to Raiders' 12 where Sisson kicks 31-yard field goal at 11:53.
- Nov. 24, 1996—Jacksonville Jaguars 28, Baltimore Ravens 25**, at Baltimore; Jaguars win toss. Jordan returns kickoff 16 yards to Jaguars' 30. Jaguars drive to Jacksonville 37. Barker's punt is downed at Ravens' 6. Ravens drive to Jaguars' 37 where Pritchett recovers Byner's fumble. Jaguars drive to Ravens' 15 where Hollis kicks 34-yard field goal at 9:06.
- Nov. 24, 1996—San Francisco 49ers 19, Washington Redskins 16**, at Washington; 49ers win toss. D. Carter returns kickoff 20 yards to 49ers' 32. 49ers drive to Redskins' 20 where Wilkins kicks 38-yard field goal at 3:24.

## OVERTIME GAMES

**Dec. 1, 1996—Indianapolis Colts 13, Buffalo Bills 10**, at Indianapolis; Bills win toss. Moulds returns kickoff 26 yards to Bills' 25. Bills drive to Buffalo 49. Stock returns Mohr's punt one yard to Colts' 16. Colts drive to Bills' 32 where Blanchard kicks 49-yard field goal at 10:46.

**Aug. 31, 1997—Tennessee Oilers 24, Oakland Raiders 21**, at Tennessee; Oilers win toss. Gray returns kickoff 32 yards to Tennessee 33. Oilers drive to Tennessee 38. Roby's punt is downed at the Oakland 33. Raiders drive to Oakland 32. Gray returns Aragus punt to Tennessee 35. Oilers drive to Oakland 15 where Del Greco kicks 33-yard field goal at 6:57.

**Sept. 7, 1997—Miami Dolphins 16, Tennessee Oilers 13**, at Miami; Dolphins win toss. Spikes returns kickoff 48 yards to Tennessee 45. Dolphins drive to Tennessee 11 where Mare kicks 29-yard field goal at 2:15.

**#Sept. 7, 1997—Arizona Cardinals 25, Dallas Cowboys 22**, at Arizona; Cowboys win toss. Walker returns kickoff 21 yards to Dallas 25. Cowboys drive to Arizona 43. Gowin punts 43 yards for a touchback. Cardinals drive to Dallas 44. Graham fumbles. Cowboys drive to Arizona 42. Williams fumbles. Cardinals drive to Dallas 3 where Butler kicks 20-yard field goal at 8:30.

**Sept. 14, 1997—Washington Redskins 19, Arizona Cardinals 13**, at Washington; Cardinals win toss. K. Williams returns kickoff 27 yards to Arizona 34. Cardinals drive to Arizona 40. McElroy fumbles. Redskins drive to Arizona 40. Westbrook catches 40-yard touchdown pass from Frerotte at 1:36.

**#Sept. 14, 1997—New England Patriots 27, New York Jets 24**, at New England; Patriots win toss. Hall's kickoff is a touchback. Patriots drive to New England 15. Bledsoe pass intercepted by O. Smith. Jets drive to New York 46. Hansen punts 47 yards. Meggett returns to New England 21. Patriots drive to New York 17 where Vinatieri kicks 34-yard field goal at 8:03.

**Sept. 28, 1997—Kansas City Chiefs 20, Seattle Seahawks 17**, at Kansas City; Seahawks win toss. Broussard returns kickoff 12 yards to Seattle 14. Seahawks drive to Seattle 17. Vanover returns Tuten punt 8 yards to Kansas City 26. Chiefs drive to Seattle 44. Aguir punt downed at Seattle 11. Seahawks drive to Seattle 26. Moon pass intercepted by Woods and returned 13 yards to 50. Chiefs drive to Seattle 23 where Stoyanovich kicks 41-yard field goal at 13:04.

**Oct. 19, 1997—Philadelphia Eagles 13, Arizona Cardinals 10**, at Philadelphia; Cardinals win toss. K. Williams returns kickoff 28 yards to Arizona 42. Cardinals drive to Philadelphia 48. Feagles punts 48 yards for touchback. Eagles drive to Arizona 7 where Boniol kicks 24-yard field goal at 4:02.

**Oct. 19, 1997—New York Giants 26, Detroit Lions 20**, at Detroit; Giants win toss. Pegram returns kickoff 16 yards to New York 18. Giants drive to New York 32. Calloway catches 68-yard touchdown pass from Kanell at 1:40.

**Oct. 26, 1997—Denver Broncos 23, Buffalo Bills 20**, at Buffalo; Broncos win toss and elect to kickoff. Holmes returns kickoff 20 yards to Buffalo 25. Bills drive to Buffalo 23. Mohr punt downed at Denver 40. Broncos drive to Buffalo 48. Rouen punt downed at Buffalo 1. Bills drive to Buffalo 20. Gordon returns Mohr punt to Denver 42. Broncos drive to Buffalo 15 where Elam kicks 33-yard field goal at 13:04.

**Oct. 26, 1997—Pittsburgh Steelers 23, Jacksonville Jaguars 17**, at Pittsburgh; Steelers win toss. Coleman returns kickoff 23 yards to Pittsburgh 23. Steelers drive to Jacksonville 17. Bettis catches 17-yard touchdown pass from Stewart at 3:47.

**\* Oct. 27, 1997—Chicago Bears 36, Miami Dolphins 33**, at Miami; Dolphins win toss. McPhail returns kickoff 23 yards to Miami 27. Dolphins drive to Miami 36. Kidd punts out of bounds at Chicago 10. Bears drive to the Chicago 39. Sauerbrun punt out of bounds at Miami 27. Reeves recovers Marino fumble at Miami 17. Bears drive to Miami 17 where Jaeger kicks 35-yard field goal at 9:25.

**Nov. 2, 1997—New York Jets 19, Baltimore Ravens 16**, at New York; Jets win toss. Stover's kickoff is a touchback. Jets drive to Baltimore 20 where Hall kicks 37-yard field goal at 4:58.

**Nov. 16, 1997—Philadelphia Eagles 10, Baltimore Ravens 10**, at Baltimore; Eagles win toss. Stover's kickoff is a touchback. Eagles drive to Philadelphia 19. Hutton punts 36 yards to Baltimore 45. Ravens drive to Baltimore 36 where Eagles take over on downs. Eagles drive to Baltimore 33 where Ravens take over on downs. Ravens drive to Baltimore 37. Montgomery punts 55 yards, and

Solomon returns to Philadelphia 22. Eagles drive to Philadelphia 16. Hutton punts 41 yards, and Roe returns to Baltimore 46. Ravens drive to Philadelphia 35 where Stover's 53-yard field-goal attempt is no good. Eagles drive to Baltimore 22 where Boniol's 40-yard field-goal is no good as time expires.

**Nov. 16, 1997—New Orleans Saints 20, Seattle Seahawks 17**, at New Orleans; Seahawks win toss. Brieni's kickoff is a touchback. Seahawks start at Seattle 20 where Moon's pass intercepted by Tubbs who returns 15 yards to Seattle 20. Saints Brien kicks 38-yard field goal at 17:25.

**#Nov. 23, 1997—New York Giants 7, Washington Redskins 7**, at Washington; Redskins win toss. Davis returns kickoff 28 yards to Washington 39. Redskins drive to Washington 36 where Hostetter's pass intercepted by Sehorn who returns minus-2 yards before laterally to Wooten who returns 5 yards to New York 41. Giants drive to New York 26 where Maynard punts 37 yards to Washington 37. Redskins drive to New York 39 where Hostetter fumble is recovered by Harris at New York 40. Giants drive to New York 43 where Maynard punts 57 yards for a touchback. Washington drives to New York 41. Giants take over on downs at New York 40. Giants drive to Washington 36 where Daluiso's 54-yard field-goal attempt is no good. Redskins drive to Washington 45 where Hostetter's pass intercepted by Sparks at New York 49. Giants drive to Washington 36 where Maynard punts 36 yards for a touchback. Redskins drive to New York 36 where Blanton's 54-yard field-goal attempt is no good. Giants drive to New York 45 where Kanell's pass intercepted by Patton who laterals to Pounds who returns 11 yards to Washington 24 as time expires.

**Nov. 30, 1997—Pittsburgh Steelers 26, Arizona Cardinals 20**, at Arizona; Cardinals win toss. K. Williams returns kickoff 11 yards to Arizona 23. Cardinals drive to Arizona 18 where Feagles punts 43 yards. Hawkins returns punt 9 yards to Pittsburgh 48. Steelers drive to Arizona 10 where Bettis scores on a 10-yard touchdown run at 5:34.

**Dec. 13, 1997—Pittsburgh 24, New England 21**, at New England; Steelers win toss. Coleman returns kickoff 19 yards to Pittsburgh 26. Steelers drive to New England 13 where Johnson kicks a 31-yard field goal at 4:43.

**Sept. 6, 1998—San Francisco 49ers 36, New York Jets 30**, at San Francisco; Jets win toss. Richey's kickoff is a touchback. Jets drive to New York 11. Gallery punts 48 yards. McQuarters returns to New York 43. 49ers drive to New York 44. Howard punts 23 yards to New York 21. Johnson calls fair catch. Jets drive to New York 47. Gallery's 49-yard punt downed at San Francisco 4. Hearst runs for a 96-yard touchdown at 4:08.

**Sept. 13, 1998—Cincinnati Bengals 34, Detroit Lions 28**, at Detroit; Lions win toss. Johnson's kickoff is a touchback. Lions drive to Detroit 47 where Mitchell's pass is intercepted by Sawyer and returned for a 58-yard touchdown at 2:06.

**Sept. 27, 1998—New Orleans Saints 19, Indianapolis Colts 13**, at Indianapolis; Saints win toss. Gardocki's kickoff is returned by Ismail to New Orleans 28. Saints drive to New Orleans 30. Royals punts 64 yards. Poole returns to Indianapolis 12. Colts drive to Indianapolis 20. Gardocki punts 58 yards. Hastings returns to New Orleans 29. Saints drive to New Orleans 32. Royals punts 59 yards. Punt downed at Indianapolis 9. Colts drive to Indianapolis 44 where Manning's pass is intercepted by Drakeford and returned to Indianapolis 36. Saints drive to Indianapolis 33. Wuerrfel throws 33-yard touchdown pass to Cleeland at 6:10.

**Oct. 25, 1998—Miami Dolphins 12, New England Patriots 9**, at Miami; Dolphins win toss. Vinatieri's kickoff is returned by Avery to Miami 15. Dolphins drive to New England 26 where Mare kicks 43-yard field goal at 4:36.

**\*Nov. 26, 1998—Detroit Lions 19, Pittsburgh Steelers 16**, at Detroit; Lions win toss. Johnson's kickoff is returned by Fair to Detroit 35. Lions drive to Pittsburgh 24 where Hanson kicks 42-yard field goal at 2:52.

**Dec. 6, 1998—San Francisco 49ers 31, Carolina Panthers 28**, at Carolina; Panthers win toss. Richey's kickoff is returned by Floyd to Carolina 36. Panthers drive to Carolina 38 where Beuerlein's fumble is recovered by Doleman at Carolina 30. 49ers drive to Carolina 5 where Richey kicks 23-yard field goal at 4:16.

**Dec. 13, 1998—Arizona Cardinals 20, Philadelphia Eagles 17**, at Philadelphia; Cardinals win toss. Boniol's kickoff is returned by Met-

## OVERTIME GAMES

call to Arizona 28. Cardinals drive to Philadelphia 15 where Jacke kicks 32-yard field goal at 4:30.

**Sept. 12, 1999—Dallas Cowboys 41, Washington Redskins 35**, at Washington; Redskins win toss. Gowin's kickoff is returned by B. Mitchell to Washington 24. Redskins drive to Washington 47. M. Turk punts 48 yards. Punt downed at Dallas 5. Cowboys drive to Dallas 24. Aikman passes 76-yard touchdown to R. Ismail at 4:09.

**Oct. 3, 1999—Baltimore Ravens 19, Atlanta Falcons 13**, at Atlanta; Falcons win toss. Stover's kickoff is returned by Oliver to Atlanta 18. Falcons drive to Atlanta 23. Stryzinski punts 41 yards, out of bounds at Baltimore 36. Baltimore drives to Baltimore 46. Case passes 54-yard touchdown to Armour at 2:29.

**Oct. 31, 1999—New York Giants 23, Philadelphia Eagles 17**, at Philadelphia; Giants win toss. Akers' kickoff is returned by Lev- ington to New York 27. New York drives to Giants 31. Maynard punts 43 yards to Philadelphia 26. Rossum returns to Eagles 28. Pederson drives to New York 45. Pederson's pass is intercepted by Strahan at Philadelphia 44. Giants' Peter batted ball up in the air as Pederson backpedaled. Strahan for 44 yards and touchdown at 4:24.

**Nov. 14, 1999—Minnesota Vikings 27, Chicago Bears 24**, at Chicago; Vikings win toss. Boniol kicks to Minnesota 2, Williams touchback. Minnesota starts from own 20. George's pass is inter- cepted by Harris at Minnesota 29 for -1 yard. Chicago starts at Min- nesota 29 and moves to Minnesota 23. Boniol's 41-yard field goal is no good. Minnesota starts from own 31 and drives to Chicago 20. Anderson kicks 38-yard field goal at 9:02.

**Nov. 21, 1999—Chicago Bears 23, San Diego Chargers 20**, at San Diego; Bears win toss. Chicago starts from own 22. Miller com- pletes four consecutive passes and Bears drive to San Diego 22. Enis rushes twice to San Diego 19. Boniol kicks 36-yard field goal at 4:58.

\* **Nov. 22, 1999—Denver Broncos 27, Oakland Raiders 21**, at Den- ver; Broncos win toss. Denver starts from own 33 and drives to Bron- cos' 35. Rouen punts 46 yards to Oakland 19. Oakland starts at own 19 and drives to Raiders' 25. Gannon fumbles and Broncos' Pryce recovers at Oakland 25. Denver running back Gary scores on 24- yard run at 2:40.

**Nov. 28, 1999—Washington Redskins 20, Philadelphia Eagles 17**, at Washington; Redskins win toss. Akers' kickoff is returned by Thrash for 48 yards to Philadelphia 46. Johnson completes 20-yard pass to Connell to Philadelphia 26. Johnson completes 9-yard pass to Mitchell to Philadelphia 9. Mitchell runs for seven yards to Philadelphia 2. On third down, Washington attempts field goal from Philadelphia 2. Johnson fumbles and recovers at Philadelphia 9. Conway kicks 27-yard field goal at 4:34.

**Dec. 19, 1999—Denver Broncos 36, Seattle Seahawks 30**, at Denver; Broncos win toss. Peterson kicks to Denver 8. Watson returns kick to Denver 27 for 19 yards. Broncos do not convert a first down. Rouen punts 46 yards, out of bounds at Seattle 25. Kitna passes to Dawkins for 17 yards at Seattle 47. Watters runs for 6 yards to Denver 47. Kitna sacked for 11-yard loss by Crockett. Kitna fumbles, forced by Crockett, recovered by Cadrez at Seattle 37. Cadrez for 37 yards and touchdown at 2:34.

**Dec. 26, 1999—Buffalo Bills 13, New England Patriots 10**, at New England; Patriots win toss. New England's Vinatieri misses 44-yard field goal from Buffalo 26. Buffalo takes over at Bills 34. Flutie passes to Moulds to New England 21 for 17 yards. Moulds fumbles, recovered by Bruschi at Patriots 21. New England drives to own 34. Johnson punts from New England 34 to Buffalo 42. Flutie passes to Price for 7 yards to New England 44. Flutie passes to Moulds for 11 yards to New England 27. Thomas runs for 9 yards to New England 6. Christie kicks 23-yard field goal at 13:12.

# **Dec. 26, 1999—Washington Redskins 26, San Francisco 49ers 20**, at San Francisco; Redskins win toss. Richey kicks to Washing- ton 9. Thrash returns 13 yards to Washington 22. Johnson passes to Hicks for 25 yards to Washington 47. Centers runs for 12 yards to San Francisco 33. Johnson passes to Centers for 33 yards and touchdown at 2:00.

**Jan. 2, 2000—Oakland Raiders 41, Kansas City Chiefs 38**, at Kansas City; Raiders win toss. Baker kicks 69 yards from Kansas City 30 to Oakland 1 and out of bounds. Oakland starts at Raiders 40. Gannon passes to Dudley for 21 yards to Kansas City 40. Gannon passes to Brown at Kansas City 16 for 24 yards. Crockett runs

to Kansas City 15 for 1 yard. Nedney kicks 33-yard field goal at 3:13. **Sept. 10, 2000—Tennessee Titans 17, Kansas City Chiefs 14**, at Tennessee; Titans win toss. Mason returns kickoff 28 yards to Ten- nessee 29. Face-mask penalty on Kansas City, 5 yards, enforced at 29. Titans drive to Kansas City 18 where Del Greco kicks 36-yard field goal at 2:58.

**Oct. 1, 2000—Dallas Cowboys 16, Carolina Panthers 13**, at Carolina; Cowboys win toss. Tucker returns kickoff 20 yards to Dallas 26. Dallas drives to Carolina 6 where Seder kicks 24-yard field goal at 3:52.

**Oct. 1, 2000—Washington Redskins 20, Tampa Bay Buccaneers 17**, at Washington; Redskins win toss. Thrash returns kickoff 32 yards to Washington 30. Washington gains five yards where Barn- hardt punts 52 yards to Tampa Bay 13. Green returns for one yard to Tampa Bay 14. Buccaneers gain one yard to Tampa Bay 15 where Royals punts 50 yards to Washington 35. Sanders returns punt 57 yards to Tampa Bay 8. Davis rushes three times and gets to Tampa Bay 2 where Husted kicks 20-yard field goal at 4:09.

**Oct. 8, 2000—Oakland Raiders 34, San Francisco 49ers 28**, at San Francisco; Raiders win toss. Dunn returns kickoff 20 yards to Oakland 19. Raiders drive to San Francisco 17 where Janikowski misses 35-yard field-goal attempt wide right. San Francisco drives to Oakland 11 where Richey's 29-yard field-goal attempt is blocked by Dorsett. Raiders recover at Oakland 16. Oakland drives to San Fran- cisco 31 where Gannon passes to Brown for 31-yard touchdown at 10:15.

**Oct. 15, 2000—Buffalo Bills 27, San Diego Chargers 24**, at Buffa- lo; Bills win toss. Bills drive to Buffalo 47. Mohr punts 42 yards to San Diego 11. Chargers drive to San Diego 38 where Harbaugh is inter- cepted at Buffalo 41. Flutie in for injured Johnson. Bills drive to San Diego 28. Christie kicks 46-yard field goal at 8:26.

\* **Oct. 23, 2000—New York Jets 40, Miami Dolphins 37**, at New York; Dolphins win toss. Marion returns kickoff 31 yards to Miami 37. Fiedler is intercepted at Miami 46 by Coleman, who returns ball to 39 where he fumbles. Gadsden recovers ball for Dolphins and runs out of bounds at Miami 34. Dolphins drive to New York 43 where Fiedler is intercepted again by Coleman at the Jets 34. Jets drive to Miami 23 where Hall kicks 40-yard field goal at 6:47.

**Oct. 29, 2000—Jacksonville 23, Dallas Cowboys 17**, at Dallas; Jaguars win toss. Stith returns kickoff 24 yards to Jacksonville 34. Jaguars drive to Dallas 37 where Brunell passes to Whitted for a 37- yard touchdown at 3:02.

**Nov. 5, 2000—Buffalo Bills 16, New England Patriots 13**, at New England; Patriots win toss. Faulk returns kickoff 38 yards to New England 43. Penalty on New England for offensive holding, 10 yards, enforced at New England 33. Patriots lose one yard on three plays. Johnson punts 43 yards to Buffalo 35. Bills drive to New England 13 where Christie kicks 32-yard field goal at 4:21.

**Nov. 5, 2000—Philadelphia Eagles 16, Dallas Cowboys 13**, at Philadelphia; Eagles win toss. Mitchell returns kickoff 30 yards to Philadelphia 34. Eagles drive to Dallas 36 where McNabb is inter- cepted by Wortham at Dallas 30. Wortham returns interception to Dallas 31. Cowboys drive to Dallas 48 where Thomas fumbles. Recovered by Hauck at Dallas 48. Eagles drive to Dallas 13 where Akers kicks 32-yard field goal at 7:52.

\* **Nov. 6, 2000—Green Bay Packers 26, Minnesota Vikings 20**, at Green Bay; Packers win toss. Rossum returns kickoff 13 yards to Green Bay 18. Packers drive to Minnesota 43 where Favre passes to Freeman for a 43-yard touchdown at 3:27.

**Nov. 12, 2000—Philadelphia Eagles 26, Pittsburgh Steelers 23**, at Pittsburgh; Eagles win toss. Mitchell returns kickoff 24 yards to Philadelphia 37. Eagles drive to Pittsburgh 24 where Akers kicks 42- yard field goal at 4:09.

**Dec. 17, 2000—New England Patriots 13, Buffalo Bills 10**, at Buf- falo; Bills win toss and elect to defend the South goal. Patriots elect to receive. Jackson returns kickoff 38 yards to New England 48. Patriots drive to Buffalo 31 where they turn the ball over on downs. Bills drive to New England 12 where Christie's 30-yard field goal attempt is blocked by Eaton. Patriots recover at New England 11. Patriots drive to Buffalo 6 where Vinatieri kicks 24-yard field goal at 14:37.

**Dec. 24, 2000—Green Bay Packers 17, Tampa Bay Buccaneers 14**, at Green Bay; Packers win toss. Rossum returns kickoff 29 yards to Green Bay 38. Packers drive to Tampa Bay 4 where Longwell

## OVERTIME GAMES

kicks 22-yard field goal at 6:28.

**Sept. 9, 2001—St. Louis Rams 20, Philadelphia Eagles 17**, at Philadelphia; Eagles win toss. Wilkins' kickoff is a touchback. Eagles drive to Philadelphia 30. Landeta punts 34 yards to St. Louis 36. Rams drive to Philadelphia 8. Wilkins kicks 26-yard field goal at 7:56.

**Sept. 9, 2001—San Francisco 49ers 16, Atlanta Falcons 13**, at San Francisco; 49ers win toss. Feely's kickoff is a touchback. 49ers drive to Atlanta 6. Cortez kicks 24-yard field goal at 4:04.

**Oct. 14, 2001—New England Patriots 29, San Diego Chargers 26**, at New England; Chargers win toss. Jenkins returns kickoff 39 yards to San Diego 40. Chargers drive to San Diego 45. Bennett punts 32 yards to New England 23. Patriots drive to San Diego 26. Vinatieri kicks 44-yard field goal at 4:00.

**Oct. 14, 2001—San Francisco 49ers 37, Atlanta Falcons 31**, at Atlanta; 49ers win toss. Sutherland returns kickoff 24 yards to San Francisco 24. 49ers drive to Atlanta 14. Garcia fumbles, Hall recovers at Atlanta 16. Falcons drive to Atlanta 23. Mohr punts 44 yards to San Francisco 33. Garcia throws 52-yard touchdown to Owens at 8:34.

**Oct. 14, 2001—Tennessee Titans 31, Tampa Bay Buccaneers 28**, at Tennessee; Buccaneers win toss. D. Smith returns kickoff 17 yards to Tampa Bay 18. Buccaneers forced back to Tampa Bay 9. Royals punts 45 yards to Tennessee 46. Titans drive to Tampa Bay 32. Nedney kicks 49-yard field goal at 1:52.

**Oct. 21, 2001—Washington Redskins 17, Carolina Panthers 14**, at Washington; Redskins win toss. Bates returns kickoff 17 yards to Washington 14. Redskins drive to Carolina 5. Conway kicks 23-yard field goal at 1:47.

**Oct. 28, 2001—Chicago Bears 37, San Francisco 49ers 31**, at Chicago; 49ers win toss. Edinger's kickoff is a touchback. M. Brown intercepts Garcia pass and returns it 33 yards for touchdown at 16 seconds.

**Nov. 4, 2001—Chicago 27, Cleveland Browns 21**, at Chicago; Bears win toss. L. Johnson returns kickoff 31 yards to Chicago 32. Bears drive to Chicago 40. Maynard punts 52 yards to Cleveland 8. M. Brown intercepts Couch pass and returns it 16 yards for touchdown at 2:50.

**Nov. 4, 2001—New York Giants 27, Dallas Cowboys 24**, at New York; Cowboys win toss. Swinton returns kickoff 21 yards to Dallas 29. Cowboys drive to New York 48. Knorr punts 33 yards to New York 15. Giants drive to Dallas 24. Andersen kicks 42-yard field goal at 7:12.

**Nov. 11, 2001—Pittsburgh Steelers 15, Cleveland Browns 12**, at Cleveland; Steelers win toss. T. Edwards returns kickoff 21 yards to Pittsburgh 28. Steelers drive to Cleveland 14. Brown kicks 32-yard field goal at 5:22.

**Nov. 18, 2001—San Francisco 49ers 25, Carolina Panthers 22**, at Carolina; 49ers win toss. Sutherland returns kickoff 24 yards to San Francisco 26. 49ers drive to Carolina 8. Cortez kicks 26-yard field goal at 4:41.

**Dec. 2, 2001—Arizona Cardinals 34, Oakland Raiders 31**, at Oakland; Raiders win toss. Gramatica's kickoff is a touchback. Raiders drive to Oakland 40. Lechler punts 37 yards to Arizona 23. Cardinals drive to Arizona 48. Stanley punts 29 yards to Oakland 23. Woods recovers Dunn fumble on Oakland 25. Arizona drives to Oakland 18. Gramatica kicks 36-yard field goal at 7:29.

**Dec. 2, 2001—Seattle Seahawks 13, San Diego Chargers 10**, at Seattle; Seahawks win toss. Rogers returns kickoff 33 yards to Seattle 32. Seahawks drive to San Diego 6. Lindell kicks 24-yard field goal at 6:23.

**Dec. 2, 2001—Tampa Bay Buccaneers 16, Cincinnati Bengals 13**, at Cincinnati; Buccaneers win toss. F. Murphy returns kickoff 20 yards to Tampa Bay 38. Buccaneers drive to Cincinnati 35. Royals punts 31 yards to Cincinnati 4. Lynch recovers Dillon fumble on Cincinnati 3. Gramatica kicks 21-yard field goal at 5:06.

**Dec. 16, 2001—Kansas City Chiefs 26, Denver Broncos 23**, at Kansas City; Broncos win toss. Carter returns kickoff 24 yards to Denver 41. Broncos drive to Denver 35. Rouen punts 35 yards to Kansas City 30. Chiefs drive to Denver 23. T. Peterson misses 41-yard field-goal attempt. Broncos drive to Denver 32. Rouen punts 38 yards to Kansas City 30. Chiefs drive to Denver 14. T. Peterson kicks 32-yard field goal at 9:04.

**Dec. 16, 2001—New England Patriots 12, Buffalo Bills 9**, at Buffalo; Bills win toss. Bryson returns kickoff 23 yards to Buffalo 28. Bills

drive to Buffalo 48. Moorman punts 52 yards to end zone. Patriots drive to Buffalo 5. Vinatieri kicks 23-yard field goal at 5:45.

**Dec. 30, 2001—Cincinnati Bengals 26, Pittsburgh Steelers 23**, at Cincinnati; Steelers win toss. Geason returns kickoff and laterals to Logan who carries ball 9 yards to Pittsburgh 38. Steelers drive to Cincinnati 39. Miller punts 38 yards to Cincinnati 1. Bengals drive to Pittsburgh 13. Rackers kicks 31-yard field goal at 10:52.

**Sept. 8, 2002—New York Jets 37, Buffalo Bills 31**, at Buffalo; Jets win toss. Morton returns kickoff 96 yards for touchdown at 14 seconds.

**Sept. 8, 2002—Green Bay Packers 37, Atlanta Falcons 34**, at Green Bay; Packers win toss. J. Walker returns kickoff 26 yards to Green Bay 34. Packers drive to Atlanta 39. Bidwell punts 27 yards to Atlanta 12. Falcons drive to Atlanta 14. Mohr punts 46 yards to Green Bay 40. Packers drive to Atlanta 19. Longwell kicks 34-yard field goal at 9:40.

**Sept. 8, 2002—New Orleans Saints 26, Tampa Bay Buccaneers 20**, at Tampa Bay; Tampa Bay wins toss. Stecker returns kickoff 31 yards to Tampa Bay 42. Buccaneers drive to New Orleans 39. Tupa punts 39 yards into end zone. Saints drive to New Orleans 20. Williams returns Johnson's punt 4 yards to Tampa Bay 46. Buccaneers drive to Tampa Bay 48. Tupa punts 52 yards into end zone. Saints drive to New Orleans 41. Williams returns Johnson's punt 4 yards to Tampa Bay 6. Buccaneers drive to Tampa Bay 5. Tupa pass intercepted by Allen in Tampa Bay end zone at 12:01.

**Sept. 15, 2002—Buffalo Bills 45, Minnesota Vikings 39**, at Minnesota; Buffalo wins toss. Rodgers returns kickoff 22 yards to Buffalo 22. Bills drive to Buffalo 48. Moorman punts 27 yards, downed at Minnesota 25. Vikings drive to Minnesota 32. Richardson punts 45 yards. Downed at Buffalo 23. Bills drive to Minnesota 26. Hollis' 44-yard field-goal attempt is no good. Vikings take over on Minnesota 35. Drive to Minnesota 41. Richardson punts 52 yards. Returned by Rogers 16 yards to Buffalo 24. Bills drive to Minnesota 48. Bledsoe throws 48-yard pass to Price for touchdown at 10:12.

**Sept. 22, 2002—Cleveland Browns 31, Tennessee Titans 28**, at Tennessee; Cleveland wins toss. White returns kickoff 6 yards to Cleveland 26. Browns drive to Tennessee 15. Dawson kicks 33-yard field goal at 4:09.

**Sept. 22, 2002—New England Patriots 41, Kansas City Chiefs 38**, at New England; New England wins toss. Branch returns kickoff 30 yards to New England 30. Patriots drive to Kansas City 17. Vinatieri kicks 35-yard field goal at 4:36.

**Sept. 29, 2002—Buffalo Bills 33, Chicago Bears 27**, at Buffalo; Chicago wins toss. Johnson returns kickoff 19 yards to Chicago 20. Bears drive to Chicago 25. Maynard punts 31 yards to Buffalo 44. Fair catch by Mannelly. Buffalo drives to Chicago 26. Bledsoe throws 26-yard pass to Henry for touchdown at 2:48.

**Sept. 29, 2002—Pittsburgh Steelers 16, Cleveland Browns 13**, at Pittsburgh; Pittsburgh wins toss. Mays returns kickoff 32 yards to Pittsburgh 32. Maddox's pass intercepted by Davis at Pittsburgh 34, returned for no gain. Cleveland drives to Pittsburgh 27. Dawson's 45-yard field-goal attempt no good, tipped at line of scrimmage by Flowers. Steelers take over at Pittsburgh 35. Steelers drive to Cleveland 6, and 24-yard field-goal attempt by Peterson blocked by McKinley, recovered by Peterson, fumbles, recovered by Fiala. Peterson's 31-yard field goal is good at 6:58.

**Oct. 20, 2002—Denver Broncos 37, Kansas City Chiefs 34**, at Denver; Denver wins toss. Kasper returns kickoff 15 yards to Denver 24. Broncos drive to Denver 33. Rouen punts 43 yards to Kansas City 24. Hall returns punt 13 yards to Kansas City 37. Chiefs drive to Kansas City 43. Stryzinski's punt is blocked and recovered by Burns at Kansas City 32. Denver drives to Kansas City 7. Elam's 25-yard field goal is good at 2:52.

**Oct. 20, 2002—Detroit Lions 23, Chicago Bears 20**, at Detroit; Detroit wins toss. Edinger's kickoff goes out of bounds at Detroit 2. Lions take over at Detroit 40. Lions drive to Chicago 30. Hanson's 48-yard field goal is good at 4:42.

**Oct. 20, 2002—San Diego Chargers 27, Oakland Raiders 21**, at Oakland; San Diego wins toss. Chargers start at San Diego 20 after touchback. Chargers drive to Oakland 19. Tomlinson runs 19 yards for touchdown at 3:33.

**Oct. 20, 2002—Arizona Cardinals 9, Dallas Cowboys 6**, at Arizona; Dallas wins toss. Swinton returns kickoff 26 yards to Dallas 24. Cowboys drive to Dallas 29. Knorr punts 45 yards to Arizona 26.

Jackson returns 5 yards to Arizona 31. Cardinals drive to Dallas 38. Player punts 38 yards into end zone. Cowboys take over at Dallas 20. Cowboys drive to Arizona 49. Knorr punts 31 yards to Arizona 18. Fair catch by Jackson. Cardinals drive to Dallas 22. Gramatica's 40-yard field goal is good at 11:45.

**Nov. 3, 2002—San Francisco 49ers 23, Oakland Raiders 20**, at Oakland; San Francisco wins toss. Janikowski's kickoff returned to SF 22 by J. Williams. 49ers drive to Oakland 5. Cortez's 23-yard field goal at 8:41.

**Nov. 10, 2002—Atlanta Falcons 34, Pittsburgh Steelers 34**, at Pittsburgh; Pittsburgh wins toss. Touchback on Feely kickoff. Pittsburgh starts at own 20, drives to Atlanta 30. Peterson's 48-yard field-goal attempt blocked by Finneran. Atlanta takes over at own 47, drives to Atlanta 33. Mohr punts 47 yards to Randle El, who returns to Pittsburgh 18. Steelers drive to Atlanta 33. Miller punts 22 yards to Atlanta 12, no return. Falcons drive to Atlanta 23. Mohr punts 52 yards. Randle El returns 1 yard to Pittsburgh 26. Steelers drive to Pittsburgh 44. Maddox intercepted by Mathis at Atlanta 43. Mathis returns to Pittsburgh 44. Atlanta drives to Pittsburgh 37. Feely's 56-yard field-goal attempt blocked by Farrior. Pittsburgh takes over on own 49. Maddox pass to Burress downed at Atlanta 1 as time expires.

**Nov. 17, 2002—San Diego Chargers 20, San Francisco 49ers 17**, at San Diego; San Diego wins toss. Jenkins returns Cortez kickoff 39 yards to San Diego 38. Chargers drive to San Diego 38. Bennett punts 47 yards to San Francisco 15. Williams returns 9 yards to San Francisco 24. 49ers drive to San Diego 23. Cortez's 41-yard field-goal attempt is no good. San Diego takes over on San Diego 31. Chargers drive to San Francisco 22. Christie's 40-yard field goal is good at 10:49.

**Nov. 24, 2002—Chicago Bears 20, Detroit Lions 17**, at Chicago; Detroit wins toss. Elects to defend the north goal. Hanson kicks 72 yards. Kick returned 37 yards to Chicago 35. Chicago drives to Detroit 22. Edinger's 40-yard field-goal attempt is good at 6:02.

**#Nov. 24, 2002—Indianapolis Colts 23, Denver Broncos 20**, at Denver; Indianapolis wins toss. Knorr kicks 66 yards. Returned by Walters 28 yards to Indianapolis 32. Colts drive to Denver 33. Vanderjagt's 51-yard field-goal attempt is good at 5:38.

**Dec. 1, 2002—Atlanta Falcons 30, Minnesota Vikings 24**, at Minnesota; Minnesota wins toss. Feely kicks 60 yards. Returned by Carter 10 yards to Minnesota 20. Vikings drive to Minnesota 11. Richardson punts 47 yards to Atlanta 42. Returned by Rossum 10 yards to Minnesota 48. Falcons drive to Minnesota 46. Vick runs 46 yards for touchdown at 2:25.

**Dec. 1, 2002—Tennessee Titans 32, New York Giants 29**, at New York; New York wins toss. Nedney kicks 68 yards. Returned by Joyce 38 yards to New York 40. Giants drive to New York 46. Allen punts 34 yards to Tennessee 20. Fair catch by O'Leary. Titans drive to New York 20. Nedney's 38-yard field goal good at 5:00.

**Dec. 1, 2002—San Diego Chargers 30, Denver Broncos 27**, at San Diego; Denver wins toss. Christie kicks 65 yards. Droughns returns 27 yards to Denver 32. Broncos drive to Denver 23. Knorr punts 36 yards to San Diego 41. Fair catch by Dwight. Chargers drive to Denver 19. Christie's 38-yard field-goal attempt blocked. Denver takes over on own 27. Broncos drive to San Diego 34. Elam's 53-yard field-goal attempt is no good. San Diego takes over on own 43. Chargers drive to Denver 9. Christie's field goal is good from 27 yards at 11:59.

**Dec. 8, 2002—Arizona Cardinals 23, Detroit Lions 20**, at Arizona; Arizona wins toss. Hanson kicks 64 yards. Kasper returns 19 yards to Arizona 30. Cardinals drive to Detroit 24. Gramatica's 42-yard field-goal attempt is good at 4:12.

**Dec. 15, 2002—Seattle Seahawks 30, Atlanta Falcons 24**, at Atlanta; Atlanta wins toss. Lindell kicks 69 yards. Returned 17 yards to Atlanta 18 by Rossum. Atlanta drives to Seattle 18. Feely's 36-yard field-goal attempt wide right. Seattle takes over at own 26. Seahawks drive to Atlanta 27. Alexander runs 27 yards for a touchdown at 10:36.

**Dec. 29, 2002—New York Giants 10, Philadelphia Eagles 7**, at N.Y. Giants; Philadelphia wins toss. Bryant kicks 57 yards. Returned by Mitchell 32 yards to Philadelphia 45. Eagles drive to mid-field. Feely's pass intercepted by Williams at New York 37, returned for no gain. Giants drive to Philadelphia 22. Bryant's 39-yard field-goal attempt is good at 5:10.

**Dec. 29, 2002—New England Patriots 27, Miami Dolphins 24**, at New England; New England wins toss. Mare kicks 68 yards out of bounds. Patriots begin at own 40. New England drives to Miami 17. Vinatieri's 35-yard field goal is good at 2:03.

**Dec. 29, 2002—Seattle Seahawks 31, San Diego Chargers 28**, at San Diego; Seattle wins toss. Christie kicks 64 yards. Returned by Williams 26 yards to Seattle 32. Seahawks drive to San Diego 28. Hasselbeck's pass is intercepted by Molden at San Diego 20 and returned 1 yard to the 21. Chargers drive to San Diego 12. Bennett punts 48 yards to Seattle 40. Returned by Ingram 8 yards to Seattle 48. Seahawks drive to San Diego 6. Lindell's 24-yard field goal is good at 9:58.

**Sept. 14, 2003—St. Louis Rams 27, San Francisco 49ers 24**, at St. Louis; Rams win the toss. Harris returns kick 42 yards to St. Louis 48. Rams drive to San Francisco 10. Wilkins kicks 28-yard field goal at 1:56.

**Sept. 14, 2003—Carolina Panthers 12, Tampa Bay Buccaneers 9**, at Tampa Bay; Panthers win toss. Touchback. Carolina starts at own 20, drives to own 37. Sauerbrun punts 45 yards to Tampa Bay 18. Buccaneers drive to Carolina 42. Tupa punts 34 yards to Carolina 8. Smith returns punt 52 yards to Tampa Bay 40. Panthers drive to Tampa Bay 29. Kasay kicks 47-yard field goal at 11:26.

**\* Sept. 15, 2003—Dallas Cowboys 35, New York Giants 32**, at New York; Cowboys win toss. Smith returns kickoff 21 yards to Dallas 29. Cowboys drive to Dallas 48. Gowin punts 32 yards to Giants 20. Giants drive to New York 15. Feagles punts 42 yards to Dallas 43. Cowboys drive to New York 6. Cundiff kicks 25-yard field goal at 9:04.

**Sept. 21, 2003—New York Giants 24, Washington Redskins 21**, at Washington; Giants win toss. Begin drive on New York 6 due to penalty on kickoff return. Giants drive to Washington 11. Bryant kicks 29-yard field goal at 4:15.

**Sept. 28, 2003—Oakland Raiders 34, San Diego Chargers 31**, at Oakland; Chargers win toss. Johnson returns kickoff to San Diego 24. Chargers drive to San Diego 36. Bennett punts 46 yards to Oakland 18. Raiders drive to Oakland 8. Lechler punts 49 yards to San Diego 43. Chargers drive to San Diego 39. Bennett punts to Oakland 8. Raiders drive to San Diego 28. Janikowski kicks 46-yard field goal at 9:59.

**Oct. 5, 2003—Buffalo Bills 22, Cincinnati Bengals 16**, at Buffalo; Bengals win toss. Begin drive on Cincinnati 20 after touchback. Bengals drive to Cincinnati 28. Harris punts 29 yards to Buffalo 43. Bills drive to Cincinnati 2. Henry scores on 2-yard touchdown run at 3:53.

**\* Oct. 6, 2003—Indianapolis Colts 38, Tampa Bay Buccaneers 35**, at Tampa Bay; Buccaneers win toss. Barlow returns kickoff 30 yards to Tampa Bay 30. Buccaneers drive to Indianapolis 41. Tupa punts to Indianapolis 13. Colts drive to Tampa Bay 11. Vanderjagt kicks 29-yard field goal at 11:13.

**Oct. 12, 2003—Carolina Panthers 23, Indianapolis Colts 20**, at Indianapolis; Panthers win toss. Smart returns kickoff to Carolina 27. Panthers drive to Indianapolis 30. Kasay kicks 47-yard field goal at 5:39.

**Oct. 12, 2003—Kansas City Chiefs 40, Green Bay Packers 34**, at Green Bay; Chiefs win toss. Hall returns kick to Kansas City 29. Chiefs drive to Green Bay 30. Andersen misses 48-yard field goal (ball tipped at line). Packers take over possession at Green Bay 39. A. Green fumbles after eight-yard run. Chiefs recover at Kansas City 49. T. Green throws 51-yard touchdown pass to Kennison at 6:18.

**Oct. 19, 2003—New England Patriots 19, Miami Dolphins 13**, at Miami; Dolphins win toss. Rogers returns kickoff 24 yards to Miami 26. Dolphins drive to New England 17. Mare's 35-yard field-goal attempt no good. Patriots take over on New England 26. Patriots drive to New England 40. Walter punts to Miami 21. Returned by Rogers to Miami 30. Dolphins drive to Miami 45. Fiedler pass intercepted by Poole at New England 18. Brady passes 82 yards to Brown for touchdown at 9:15.

**Oct. 26, 2003—Carolina Panthers 23, New Orleans Saints 20**, at New Orleans; Saints win toss. Lewis returns kickoff 53 yards to Carolina 46. Saints drive to Carolina 37. McAllister fumbles on fourth-and-one. Panthers take over at Carolina 38 and drive to New Orleans 12. Kasay kicks 31-yard field goal at 4:36.

**Oct. 26, 2003—Arizona Cardinals 16, San Francisco 49ers 13**, at Arizona; Cardinals win toss. 49ers' Pochman kicks out of bounds. Cardinals take possession at Arizona 40 and drive to San Francisco

## OVERTIME GAMES

22. Duncan kicks 39-yard field goal at 4:59.

**Nov. 2, 2003—New York Giants 31, New York Jets 28**, at New York Jets; Giants win toss. Mitchell returns kick 26 yards to Giants 34. Giants drive to Jets 21. Conway misses 39-yard field-goal attempt. Jets take over on own 30. Drive to Giants 49. Stryzinski's punt returned by Mitchell two yards to Giants 18. Giants drive to own 35. Feagles' punt returned six yards by Moss to Jets 29. Jets drive to Giants 32. Brien's 51-yard field goal attempt is blocked by Allen. Giants take over on own 36, drive to Jets 11. Conway kicks 29-yard field goal at 14:56.

**Nov. 9, 2003—New York Jets 27, Oakland Raiders 24**, at Oakland; Jets win toss. Jordan returns kick 12 yards to New York 25. Jets drive to Oakland 21. Brien kicks 38-yard field goal at 5:56.

**Nov. 16, 2003—Miami Dolphins 9, Baltimore Ravens 6**, at Miami; Dolphins win toss. Dolphins start at Miami 20 after touchback, drive to Baltimore 45. Turk punts 36 yards to Baltimore 9. Ravens drive to Baltimore 36. Lewis fumbles, recovered by Dolphins' Thomas. Dolphins drive to Baltimore 25. Mare kicks 43-yard field goal at 6:12.

**Nov. 16, 2003—New Orleans Saints 23, Atlanta Falcons 20**, at New Orleans; Saints win toss. Lewis returns kick 39 yards to New Orleans 38. Saints drive to New Orleans 40. McAllister fumbles on Atlanta 2 after 58-yard run. Ball recovered by Falcons' Stewart for touchback. Falcons drive to New Orleans 37. Feely's 54-yard field-goal attempt no good. Saints take over on New Orleans 45. Drive to Atlanta 18. Carney kicks 36-yard field goal at 3:59.

**Nov. 23, 2003—New England Patriots 23, Houston Texans 20**, at Houston; Texans win toss, take over possession at own 13 after penalty on Hollings' return. Patriots intercept Texans at Houston 23. Patriots drive to Houston 19. Vinatieri's 37-yard field-goal attempt blocked. Texans take over at own 27, drive to New England 40. Stanley punts 31 yards to New England 9. Patriots drive to New England 4. Walter punts 31 yards to New England 35. Texans drive to New England 40. Stanley punts 26 yards to New England 14. Patriots drive to Houston 10. Vinatieri kicks 28-yard field goal at 14:19.

**Nov. 23, 2003—Baltimore Ravens 44, Seattle Seahawks 41**, at Baltimore; Seahawks win toss. Morris returns kick to Seattle 27. Seahawks drive to Seattle 30. Rouen punts 50 yards to Baltimore 20, returned 1 yard by Brightful to Baltimore 21. Ravens drive to Seattle 24. Stover kicks 42-yard field goal at 8:28.

**Nov. 23, 2003—St. Louis Rams 30, Arizona Cardinals 27**, at Arizona; Rams win toss. Harris returns kick to St. Louis 14. Rams drive to Arizona 31. Wilkins kicks 49-yard field goal at 3:38.

**# Dec. 7, 2003—Atlanta Falcons 20, Carolina Panthers 14**, at Atlanta; Panthers win toss. Smart returns kickoff 19 yards to Carolina 22. Panthers drive to Carolina 29. Delhomme's pass intercepted by Mathis at Carolina 32 and returned for touchdown at 1:19.

**Dec. 14, 2003—Denver Broncos 23, Cleveland Browns 20**, at Cleveland; Browns win toss, start on Cleveland 20 after touchback. Browns drive to Cleveland 17. Gardocki punts 42 yards, returned by O'Neal 6 yards to Denver 47. Broncos drive to Cleveland 7. Elam kicks 25-yard field goal at 5:10.

**Dec. 21, 2003—San Francisco 49ers 31, Philadelphia Eagles 28**, at Philadelphia; Eagles win toss, start on Philadelphia 21 after penalty on Thrash's return. McNabb's pass intercepted by 49ers' Parrish and returned 29 yards to Philadelphia 4. On second down, Peterson kicks 22-yard field goal at 1:05.

**# Dec. 28, 2003—Baltimore Ravens 13, Pittsburgh Steelers 10**, at Baltimore; Steelers win toss. Mays returns kick to Pittsburgh 20. Steelers drive to Pittsburgh 27. Miller punts 43 yards, returned 6 yards by Brightful to Baltimore 36. Ravens drive to Pittsburgh 29. Stover kicks 47-yard field goal at 3:28.

**Sept. 26, 2004—New Orleans Saints 28, St. Louis Rams 25**, at St. Louis; Rams win the toss. Furrey returns kick 23 yards to St. Louis 32. Rams drive to own 41. Landeta punts 41 yards to New Orleans 18. Lewis returns punt 15 yards to New Orleans 33. Saints drive to St. Louis 13. Carney kicks 31-yard field goal at 7:04.

**Oct. 10, 2004—Minnesota Vikings 34, Houston Texans 28**, at Houston; Vikings win the toss. Burleson returns kick 29 yards to Minnesota 30. Vikings drive to own 35. Bennett punts 47 yards to Houston 18. Houston drives to own 38. Stanley punts 43 yards to Minnesota 19. Minnesota drives to the 50. Culppepper passes to Robinson for 50-yard touchdown at 7:55.

**Oct. 10, 2004—St. Louis Rams 33, Seattle Seahawks 27**, at Seattle; Rams win the toss. Harris returns kick 17 yards to St. Louis 29.

Rams drive to own 48. Bulger passes to McDonald for 52-yard touchdown at 3:02.

**Oct. 10, 2004—San Francisco 49ers 31, Arizona Cardinals 28**, at San Francisco; 49ers win the toss. Jackson returns kick 14 yards to San Francisco 39. 49ers drive to Arizona 14. Peterson kicks 32-yard field goal at 3:23.

**Oct. 24, 2004—Philadelphia Eagles 34, Cleveland Browns 31**, at Cleveland; Eagles win the toss. Reed returns kick 27 yards to Philadelphia 30. Eagles drive to Cleveland 37. Johnson punts 47 yards for touchback. Cleveland drives to own 47. Frost punts 30 yards to Eagles 22. Philadelphia drives to Cleveland 32. Akers kicks 50-yard field goal at 9:58.

**Nov. 14, 2004—Jacksonville Jaguars 23, Detroit Lions 17**, at Jacksonville; Jaguars win the toss. Lewis returns kick 17 yards to the Jacksonville 24. Jaguars drive to the Detroit 38. Garrard passes to Smith for 38-yard touchdown at 5:28.

**Nov. 14, 2004—Chicago Bears 19, Tennessee Titans 17**, at Tennessee; Bears win the toss. Azumah returns kick 22 yards to Chicago 26. Bears drive to own 48. Maynard punts 43 yards to Tennessee. Fair catch by Mason. Volek sacked at Tennessee 0 and fumble is recovered by Miller who is tackled in the end zone for safety at 3:17.

**Nov. 14, 2004—Baltimore Ravens 20, New York Jets 17**, at New York; Jets win the toss. Touchback. Jets drive to own 24. Gowin punts to Baltimore 35. Sams returns punt 9 yards to Baltimore 44. Ravens drive to own 49. Stewart punts 42 yards and ball is downed at the New York 9. Jets drive to own 16. Gowin punts 43 yards to Baltimore 41. Sams returns punt to Baltimore 44. Baltimore drives to New York 24. Stover kicks 42-yard field goal at 7:25.

**Dec. 12, 2004—San Francisco 49ers 31, Arizona Cardinals 28**, at Arizona; 49ers win the toss. Touchback. 49ers drive to Arizona 37. Lee punts to 34 yards and is downed at Arizona 3. Cardinals drive to own 7. Player punts 51 yards and is returned to Arizona 49. 49ers drive to own 13. Peterson kicks 31-yard field goal at 6:22.

**# Dec. 18, 2004—Atlanta Falcons 34, Carolina Panthers 31**, at Atlanta; Panthers win the toss. Broussard returns kick 16 yards to Carolina 19. Delhomme intercepted by Beasley returns pass 30 yards to Carolina 23. Atlanta drives to Carolina 20. Feely kicks 38-yard field goal at 2:25.

**Dec. 26, 2004—Indianapolis Colts 34, San Diego Chargers 31**, at Indianapolis; Colts win the toss. Rhodes returns kick 17 yards to Indianapolis 17. Colts drive to San Diego 17. Vanderjagt kicks 30-yard field goal at 2:47.

**Jan. 2, 2005—St. Louis Rams 32, New York Jets 29**, at St. Louis; Rams win the toss. Cason returns kick to St. Louis 24. Rams drive to New York 44. Stemke punts into endzone for touchback. Jets drive to own 44. Gowin punts 33 yards. Fair catch at St. Louis 23. Rams drive to own 31. Stemke punts to New York 27 and returned by McCareins two yards. Jets drive to St. Louis 35. Brien misses 53-yard field goal wide right. Rams begin drive from own 43. Rams drive to Jets 13. Wilkins kicks 31-yard field goal at 11:58.

**Sept. 25, 2005—Jacksonville Jaguars 26, New York Jets 20**, at New York; Jets win the toss. Miller returns kick for 29 yards to Jets 21. Mathis intercepts Pennington pass and returns to Jets 46. Rhodes intercepts Leftwich pass at Jets 12 for no return. Jets drive ends at own 1. Graham punts 44 yards. Pearson returns punt 11 yards to Jets 34. Leftwich passes to Smith for 36-yard TD at 6:05.

**Oct. 2, 2005—Washington Redskins 20, Seattle Seahawks 17**, at Washington; Redskins win the toss. Betts returns kick for 24 yards to Washington 23. Redskins drive to Seattle 22. Novak kicks a 39-yard field goal at 5:31.

**Oct. 16, 2005—Jacksonville Jaguars 23, Pittsburgh Steelers 17**, at Pittsburgh; Steelers win the toss. Morgan returns kick for 74 yards to Jacksonville 26. Maddox fumbles and ball is recovered by Jaguars on own 36. Jaguars drive ends on own 16. Hanson punts 48 yards. Randle El returns punt 2 yards to Pittsburgh 35. Mathis intercepts Maddox pass and returned 41 yards for a touchdown at 3:36.

**Oct. 16, 2005—Dallas Cowboys 16, New York Giants 13**, at Dallas; Cowboys win toss. Thompson returns kick 23 yards to Dallas 23. Cowboys drive to Giants 26. Cortez kicks a 45-yard field goal at 3:47.

**Oct. 30, 2005—Chicago Bears 19, Detroit Lions 13**, at Detroit; Lions win the toss. Drummond returns kick 15 yards to Detroit 22. Lions drive to own 28. Harris punts 45 yards. Wade returns to Chicago 23 for no gain. Bears drive to own 48. Maynard punts 39 yards. Fair catch by Drummond at Detroit 13. Garcia pass intercepted by

Tillman and returned 22 yards for a touchdown at 6:17.

- Nov. 20, 2005—Baltimore Ravens 16, Pittsburgh Steelers 13**, at Baltimore; Steelers win the toss. Colclough returns kick 16 yards to Pittsburgh 18. Steelers drive ends at own 36. Gardocki punts 27 yards. Ball downed at Baltimore 37. Ravens drive to own 39. Zastudil punts 26 yards. Ball downed at Pittsburgh 35. Steelers drive ends at own 33. Gardocki punts 37 yards. Sams returns punt 14 yards to Baltimore 44. Ravens drive to Pittsburgh 26. Stover kicks 44-yard field goal at 10:51.
- + Nov. 24, 2005—Denver Broncos 24, Dallas Cowboys 21**, at Dallas; Broncos win the toss. Da. Williams returns kick 27 yards to own 32. Broncos drive to Dallas 7. Elam kicks 24-yard field goal at 1:11.
- Nov. 27, 2005—St. Louis Rams 33, Houston Texans 27**, at Houston; Texans win the toss. Touchback. Drive begins at Houston 20. Texans drive to St. Louis 47. Stanley punts 47 yards. Touchback. Drive begins at St. Louis 20. Fitzpatrick passes to Curtis for 56-yard touchdown at 6:14.
- Nov. 27, 2005—San Diego Chargers 23, Washington Redskins 17**, at Washington; Chargers win the toss. Sproles returns kick 22 yards to San Diego 35. Tomlinson runs 41 yards for a touchdown at 34 seconds.
- Nov. 27, 2005—Seattle Seahawks 24, New York Giants 21**, at Seattle; Seahawks win the toss. Scobey returns kick 24 yards to Seattle 22. Seahawks drive ends at own 13. Rouen punts 40 yards. Morton returns punt 2 yards to Giants 49. Giants drive to Seattle 36. Feely misses 54-yard field goal. Seahawks drive begins at own 44. Drive ends at Giants 46. Rouen punts 46 yards. Touchback. Drive begins at Giants 20. Seahawks drive to own 27. Feely misses 45-yard field goal. Drive begins at Seattle 35. Seahawks drive to Giants 18. Brown kicks 36-yard field goal at 12:15.
- # Dec. 11, 2005—Green Bay Packers 16, Detroit Lions 13**, at Green Bay; Packers win the toss. Chatman returns kick 33 yards to Green Bay 35. Packers drive to Lions 11. Longwell kicks 28-yard field goal at 5:17.
- Dec. 11, 2005—New York Giants 26, Philadelphia Eagles 23**, at Philadelphia; Eagles win the toss. Hood returns kick 27 yards to Philadelphia 33. Eagles drive ends on own 33. Landeta punts 41 yards. Morton returns punt 7 yards to Giants 33. Manning pass intercepted by Dawkins at Philadelphia 37 and returned for no gain. McMahon fumbles and ball recovered by K. Allen. Fumble returned 2 yards. Giants drive begins on Philadelphia 37. Giants drive to Philadelphia 18. Feely kicks 36-yard field goal at 11:05.
- Dec. 24, 2005—Tampa Bay Buccaneers 27, Atlanta Falcons 24**, at Tampa Bay; Buccaneers win the toss. Shepherd returns kick 18 yards and fumbles. Ball is recovered by Falcons' Heard at Tampa Bay 18. Falcons drive to Tampa Bay 10. Peterson field goal blocked by White. Ball recovered by Kelley and returned 9 yards to Tampa Bay 31. Buccaneers drive to Atlanta 9. Bryant misses 27-yard field goal. Falcons begin drive at own 20. Falcons drive to own 46. Koenen punts 49 yards. Jones returns punt 4 yards to Tampa Bay 9. Buccaneers drive to own 47. Bidwell punts 37 yards out of bounds at Atlanta 16. Falcons drive to Atlanta 24. Koenen punts 53 yards. Jones returns punt 28 yards to Atlanta 49. Buccaneers drive to Atlanta 23. Bryant kicks 41-yard field goal at 14:45.
- Jan. 1, 2006—San Francisco 49ers 20, Houston Texans 17**, at San Francisco; 49ers win the toss. Amey returns kick 15 yards to San Francisco 21. 49ers drive to own 30. Lee punts 39 yards. Ball downed at Houston 31. Texans drive to San Francisco 44. Stanley punts 39 yards. Ball downed at San Francisco 5. 49ers drive to own 49. Lee punts 47 yards. Ball downed at Houston 4. Banks pass intercepted by Adams and laterals to Emanuel. Ball returned 35 yards to Houston 21. 49ers drive to Houston 15. Nedney kicks 31-yard field goal at 11:08.
- Sept. 17, 2006—Minnesota Vikings 16, Carolina Panthers 13**, at Minnesota; Panthers win toss. D. Williams returns kick for 19 yards. Drive begins at Panthers 18. Drive ends on Panthers 33. Baker punts 57 yards. M. Moore returns kick 11 yards. Drive begins at Vikings 21. Longwell kicks 19-yard field goal at 7:25.
- Sept. 17, 2006—New York Giants 30, Philadelphia Eagles 24**, at Philadelphia; Giants win toss. Morton returns kick 23 yards. Drive begins at Giants 20. Drive ends at Giants 32. Feagles punts 38 yards. Wynn returns kick 14 yards. Drive begins at Eagles 44. Drive ends at Eagles 36. D. Johnson punts for 49 yards. Morton fair catch. Drive begins at Giants 15. Manning completes 31-yard touchdown

pass to Burress at 3:11.

- Sept. 17, 2006—Denver Broncos 9, Kansas City Chiefs 6**, at Denver; Broncos win toss. Cobbs muffs kick and recovers for no gain. Drive begins at Broncos 16. Elam kicks 39-yard field goal at 9:50.
- Oct. 1, 2006—Washington Redskins 36, Jacksonville Jaguars 30**, at Washington; Redskins win toss. Cartwright returns kick for 22 yards. Drive begins at Redskins 20. Brunell completes 68-yard touchdown pass to Moss at 13:11.
- Oct. 22, 2006—Atlanta Falcons 41, Pittsburgh Steelers 38**, at Atlanta; Falcons win toss. Rossom returns kick for 23 yards. Drive begins at Falcons 21. Andersen kicks 32-yard field goal at 8:04.
- Dec. 3, 2006—Cleveland Browns 31, Kansas City Chiefs 28**, at Cleveland; Chiefs win toss. Hall returns kick for 21 yards. Drive begins at Chiefs 20. Drive ends at Chiefs 41. Colquitt punts 42 yards. Northcutt returns punt 5 yards. Drive begins at Browns 22. Dawson kicks 33-yard field goal at 7:25.
- Dec. 10, 2006—Tennessee Titans 26, Houston Texans 20**, at Houston; Titans win toss. Jones returns kick 36 yards. Drive begins at Texans 43. Young runs for 39-yard touchdown at 11:14.
- Dec. 17, 2006—Chicago Bears 34, Tampa Bay Buccaneers 31**, at Chicago; Buccaneers win toss. Touchback. Drive begins at Buccaneers 20. Rattay fumbles. Bears recover at Buccaneers 22. Gould misses 37-yard field goal. Drive begins at Buccaneers 27. Bidwell punts 45 yards. Hester returns punt 8 yards and fumbles out of bounds. Drive begins at Bears 29. Maynard punts 47 yards. Drive begins at Buccaneers 2. Bidwell punts 48 yards. Hester returns punt 4 yards. Drive begins at 50-yard line. Gould kicks 25-yard field goal at 3:37.
- Dec. 24, 2006—St. Louis Rams 37, Washington Redskins 31**, at St. Louis; Rams win toss. Ponder returns kickoff 20 yards. Drive begins at Rams 20. Turk punts 44 yards. Drive begins at Redskins 6. Frost punts 57 yards. McDonald returns punt 33 yards. Drive begins at Redskins 39. Jackson runs for 21-yard touchdown at 8:27.
- Dec. 31, 2006—Pittsburgh Steelers 23, Cincinnati Bengals 17**, at Cincinnati; Steelers win toss. Holmes returns kickoff 24 yards. Drive begins at Steelers 22. Roethlisberger completes 67-yard touchdown to Holmes at 13:27.
- Dec. 31, 2006—San Francisco 49ers 26, Denver Broncos 23**, at Denver; Broncos win the toss. Morgan returns kickoff 28 yards. Drive begins at Broncos 27. Ernster punts 46 yards. Leach fair catch. Drive begins at 49ers 12. Lee punts 33 yards. Kircur fair catch. Drive begins at Broncos 11. Ernster punts 54 yards. B. Williams returns punt 12 yards. Drive begins at 49ers 39. Nedney kicks 36-yard field goal at 5:56.
- Sept. 9, 2007—Washington Redskins 16, Miami Dolphins 13**, at Washington; Redskins win toss. Touchback. Redskins drive to Miami 32. Suiham kicks 39-yard field goal at 9:24.
- Sept. 16, 2007—Denver Broncos 23, Oakland Raiders 20**, at Denver; Broncos win toss. Touchback. Drive ends at Denver 28. Sauerbrun punts 51 yards. Higgins returns punt 6 yards to Oakland 27. Janikowski misses 52-yard field goal. Drive begins at Denver 42. Elam kicks 23-yard field goal at 5:48.
- Sept. 16, 2007—Detroit Lions 20, Minnesota Vikings 17**, at Detroit; Vikings win toss. Touchback. Bollinger fumbles. Ball recovered by Lions' Rogers at 50. Hanson kicks 37-yard field goal at 8:55.
- \* Oct. 29, 2007—Green Bay Packers 19, Denver Broncos 13**, at Denver; Packers win toss. Bodiford returns kick 19 yards to Green Bay 18. Favre completes 82-yard touchdown pass to G. Jennings at 14:44.
- Nov. 4, 2007—Cleveland Browns 33, Seattle Seahawks 30**, at Cleveland; Seahawks win toss. Burleson returns kick 21 yards to own 30. Drive ends at Cleveland 44 with turnover on downs. Drive begins at Browns 44. Dawson kicks 25-yard field goal at 10:03.
- Nov. 4, 2007—Washington Redskins 23, New York Jets 20**, at New York; Jets win toss. L. Washington returns kick 20 yards to own 29. Offensive holding penalty pushes New York back to own 19 during return. Drive ends on Washington 39. Graham punts 29 yards. Fair catch. Drive begins on Redskins 10. Suiham kicks 46-yard field goal at 7:43.
- Nov. 18, 2007—Cleveland Browns 33, Baltimore Ravens 30**, at Baltimore; Browns win toss. Cribbs returns kick 41 yards to Cleveland 41. Dawson kicks 33-yard field goal at 9:10.
- Nov. 18, 2007—New York Jets 19, Pittsburgh Steelers 16**, at New York; Jets win toss. L. Washington returns kick 12 yards to own 31.



## OVERTIME GAMES

Drive ends on New York 38. Graham punts 48 yards. Rossum returns punt 4 yards to own 18. Drive ends on Pittsburgh 20. Sepulveda punts 39 yards. L. Washington returns punt 33 yards to Pittsburgh 26. Nugent kicks 38-yard field goal at 9:57.

**Nov. 25, 2007—San Francisco 49ers 37, Arizona Cardinals 31**, at Arizona; Cardinals win toss. Breaston returns kick 20 yards to own 21. Drive ends on San Francisco 49. Barr punts 17 yards out of bounds to 49ers' 32. Drive ends on San Francisco 35. Lee punts 49 yards. Illegal block above the waist penalty during Breaston return puts Arizona on own 8. Rackers misses 32-yard field goal. Drive begins on San Francisco 22 and ends at 49ers' 39. Lee punts 59 yards. Illegal block above the waist during Breaston return puts Arizona on own 3. Warner sacked at own 0 and fumbles. Recovered by 49ers' Banta-Cain in end zone for touchdown at 4:56.

**Nov. 25, 2007—Chicago Bears 37, Denver Broncos 34**, at Chicago; Bears win toss. Hester returns kick 4 yards to Chicago 24. Gould kicks 39-yard field goal at 11:19.

**Dec. 9, 2007—San Diego Chargers 23, Tennessee Titans 17**, at Tennessee; Chargers win toss. Touchback. Drive ends on San Diego 47. Scifres punts 51 yards. Downed at Tennessee 2. Drive ends on Titans' 5. Hentrich punts 57 yards. C. Davis returns punt 14 yards to Tennessee 48. Tomlinson scores on 16-yard touchdown run at 7:29.

**Dec. 16, 2007—Miami Dolphins 22, Baltimore Ravens 16**, at Miami; Ravens win toss. Touchback. Drive ends as Stover misses 44-yard field goal. Drive begins on Dolphins' 34. Camarillo scores on 64-yard touchdown pass from Lemon at 8:14.

**Dec. 23, 2007—Arizona Cardinals 30, Atlanta Falcons 27**, at Arizona; Cardinals win toss. Breaston returns kick 25 yards to Arizona 29. Rackers kicks 31-yard field goal at 9:30.

**Dec. 30, 2007—New York Jets 13, Kansas City Chiefs 10**, at New York; Jets win toss. L. Washington returns kick 21 yards to New York 30. Nugent kicks 43-yard field goal at 9:47.

**Dec. 30, 2007—Denver Broncos 22, Minnesota Vikings 19**, at Denver; Vikings win toss. Touchback. T. Jackson is sacked by McKinley and Winborn, forcing fumble. Ball recovered by Broncos' Dumervil at Minnesota 13. Elam kicks 30-yard field goal at 14:08.

**Sept. 14, 2008—San Francisco 49ers 33, Seattle Seahawks 30**, at Seattle; 49ers win toss. Touchback. Drive begins at 49ers 20. Nedney kicks 40-yard field goal at 5:40.

**Sept. 21, 2008—New York Giants 26, Cincinnati Bengals 23**, at New York; Giants win toss. Touchback. Drive begins on Giants 20. Drive ends on Giants 44. Feagles punts 41 yards. Chatman returns punt 10 yards. Drive begins on Bengals 25. Drive ends on Bengals 27. Larson punts 46 yards. Hixon returns punt 7 yards. Drive begins at Giants 34. Carney kicks 22-yard field goal at 7:21.

**Sept. 21, 2008—Tampa Bay Buccaneers 27, Chicago Bears 24**, at Chicago; Buccaneers win toss. Clayton returns kickoff 23 yards. Drive begins on Buccaneers 23. Drive ends on Bears 49. Bidwell punts 35 yards. Fair catch. Drive begins on Bears 14. Drive ends on Bears 47. Maynard punts 46 yards out of bounds. Drive begins on Buccaneers 7. Bryant kicks 21-yard field goal at 11:39.

**Sept. 28, 2008—Jacksonville Jaguars 30, Houston Texans 27**, at Jacksonville; Jaguars win toss. Witherspoon returns kickoff 29 yards. Drive begins on Jaguars 30. Scobee kicks 37-yard field goal at 4:35.

**Sept. 29, 2008—Pittsburgh Steelers 23, Baltimore Ravens 20**, at Pittsburgh; Ravens win the toss. Figurs returns kickoff 51 yards. Penalty (offensive holding) on play. Drive begins on Ravens 15. Drive ends on Ravens 12. Koch punts 49 yards. Holmes returns punt 4 yards. Drive begins on Steelers 43. Reed kicks 46-yard field goal 7:05.

**Oct. 12, 2008—Arizona Cardinals 30, Dallas Cowboys 24**, at Arizona; Cowboys win toss. Austin returns kickoff 25 yards. Drive begins on Cowboys 22. Drive ends on Cowboys 15. McBriar has punt blocked by Morey. Recovered at Cowboys 3 and returned for touchdown by Beisel at 1:00. Penalty on Carpenter for ineligible man downfield is declined.

**Oct. 19, 2008—Oakland Raiders 16, New York Jets 13**, at Oakland; Jets win toss. L. Washington returns kickoff 23 yards. Drive begins on Jets 22. Drive ends on Jets 41. Hodges punts 39 yards. Higgins returns punt 0 yards. Drive begins on Raiders 20. Drive ends on Raiders 24. Lechler punts 55 yards. L. Washington returns punt-1 yard. Penalty on Carroll for illegal block above the waist. Penalty accepted. Drive begins on Jets 10. Drive ends on Jets 16. Hodges punts 50 yards. Higgins returns punt 11 yards. Drive begins on

Raiders 45. Drive ends on Raiders 46. Lechler punts 36 yards. Downed. Drive begins on Jets 18. Drive ends on Jets 38. Hodges punts 43 yards. Fair catch. Drive begins on Raiders 19. Janikowski kicks 57-yard field goal at 13:30.

**Nov. 2, 2008—Tampa Bay Buccaneers 30, Kansas City Chiefs 27**, at Kansas City; Buccaneers win toss. C. Smith returns kickoff 22 yards. Drive begins on Buccaneers 26. Bryant kicks 34-yard field goal at 5:36.

**Nov. 2, 2008—Tennessee Titans 19, Green Bay Packers 16**, at Tennessee; Titans win toss. Carr returns kickoff 23 yards. Drive begins on Titans 22. Bironas kicks 41-yard field goal at 6:24.

**# Nov. 13, 2008—New York Jets 34, New England Patriots 31**, at New England; Jets win toss. Touchback. Drive begins on Jets 20. Feely kicks 34-yard field goal at 8:50.

**Nov. 16, 2008—Cincinnati Bengals 13, Philadelphia Eagles 13**, at Cincinnati; Eagles win toss. Demps returns kickoff 20 yards. Drive begins on Eagles 23. Drive ends on Eagles 42. Rocca punts 37 yards. Houshmandzadeh returns punt 22 yards. Drive begins on Bengals 43. Drive ends on Eagles 47. Larson punts 38 yards. D. Jackson returns punt 3 yards. Drive begins on Eagles 12. Drive ends on Eagles 21. Rocca punts 34 yards out of bounds. Drive begins on Bengals 45. Drive ends on Eagles 47. Larson punts 35 yards. D. Jackson returns punt 1 yard. Drive begins on Eagles 13. Drive ends on Eagles 22. Rocca punts 37 yards. Downed. Drive begins on Bengals 41. Graham misses 47-yard field goal. Drive begins on Eagles 37, and on the next play McNabb's long pass falls incomplete shy of the end zone as time expires.

**# Dec. 11, 2008—Chicago Bears 27, New Orleans Saints 24**, at Chicago; Bears win toss. Manning returns kickoff 20 yards. Drive begins on Bears 30. Gould kicks 35-yard field goal at 3:46.

**Dec. 14, 2008—Atlanta Falcons 13, Tampa Bay Buccaneers 10**, at Atlanta; Buccaneers win toss. C. Smith returns kickoff 21 yards. Drive begins on Buccaneers 21. Drive ends on Buccaneers 24. Bidwell punts 47 yards. Fair catch. Drive begins on Falcons 29. Elam kicks 34-yard field goal at 11:56.

**# Dec. 21, 2008—New York Giants 34, Carolina Panthers 28**, at New York; Giants win toss. Touchback. Drive begins on Giants 20. Drive ends on Giants 26. Feagles punts 48 yards. M. Jones returns punt 13 yards. Drive begins on Panthers 39. Drive ends on Panthers 46. Baker punts 35 yards. McQuarters muffs punt and recovers at Giants 13. Drive begins on Giants 13. Jacobs runs for 2-yard touchdown at 6:03.

**\* Dec. 22, 2008—Chicago Bears 20, Green Bay Packers 17**, at Chicago; Bears win toss. Manning returns kickoff 24 yards. Drive begins on Bears 33. Gould kicks 38-yard field goal at 4:42.

**# Sept. 10, 2009—Pittsburgh Steelers 13, Tennessee Titans 10**, at Pittsburgh; Steelers win toss. Logan returns kickoff 20 yards. Drive begins at Steelers 22. Reed kicks 33-yard field goal at 4:32.

**Oct. 4, 2009—Cincinnati Bengals 23, Cleveland Browns 20**, at Cleveland; Bengals win toss. Scott returns kickoff 28 yards. Drive begins on Bengals 30. Drive ends on Bengals 42. Huber punts 41 yards out of bounds. Drive begins on Browns 17. Drive ends on Browns 21. Zastudil punts 55 yards. Drive begins at Bengals 24. Drive ends at Bengals 41. Huber punts 43 yards. Drive begins on Browns 16. Drive ends on Browns 27. Zastudil punts 58 yards. Cosby returns 10 yards. Drive begins at Bengals 25. Drive ends at Bengals 31. Huber punts 49 yards. Cribbs returns 11 yards. Drive begins on Browns 31. Drive ends on Browns 49. Zastudil punts 51 yards to end zone. Drive begins on Bengals 20. Graham kicks 31-yard field goal at 14:53.

**Oct. 11, 2009—Dallas Cowboys 26, Kansas City Chiefs 20**, at Kansas City; Chiefs win toss. Charles returns kickoff 19 yards. Drive begins on Chiefs 27. Drive ends on Chiefs 46. Colquitt punts 38 yards. Fair catch. Drive begins on Cowboys 16. Drive ends on Cowboys 17. McBriar punts 41 yards. Wade returns 7 yards. Drive begins on Chiefs 49. Drive ends at midfield. Colquitt punts 29 yards. Fair catch. Drive begins on Cowboys 21. Tony Romo completes 60-yard touchdown pass to Miles Austin at 6:27.

**Oct. 11, 2009—Denver Broncos 20, New England Patriots 17**, at Denver; Broncos win toss. Touchback. Drive begins on Broncos 20. Prater kicks 41-yard field goal at 4:45.

**Oct. 18, 2009—Jacksonville Jaguars 23, St. Louis Rams 20**, at Jacksonville; Jaguars win the toss. Touchback. Drive begins on Jaguars 20. Scobee kicks 36-yard field goal at 6:56.

## OVERTIME GAMES

**Oct. 18, 2009—Buffalo 16, New York Jets 13**, at N.Y. Jets; Jets win toss. Washington returns kickoff 27 yards. Drive begins on Jets 29. Drive ends on Bills 32 as botched snap on attempted field goal results in interception by Wendling. Drive starts on Bills 35. Drive ends on Bills 38. Moorman punts 45 yards. Leonhard returns -2 yards (holding penalty on Jets). Drive starts at Jets 8. Drive ends at Jets 12. Weatherford punts 43 yards. Fair catch. Drive starts at Bills 45. Lowery intercepts Fitzpatrick's pass at Bills 47 (no return). Drive starts at Bills 47. Posluszny intercepts Sanchez's pass at Bills 39 and returns 3 yards. Drive starts at Bills 42. Lindell kicks 47-yard field goal at 12:11.

**Nov. 22, 2009—New York Giants 34, Atlanta Falcons 31**, at N.Y. Giants; Giants win toss. Hixon returns kickoff 33 yards. Drive begins on Giants 34. Tynes kicks 36-yard field goal at 3:49.

**Nov. 22, 2009—Kansas City Chiefs 27, Pittsburgh Steelers 24**, at Kansas City; Steelers win toss. Touchback. Drive begins on Steelers 20. Drive ends on Kansas City 38. Sepulveda punts 38 yards to end zone. Touchback. Drive begins on Chiefs 20. Succop kicks 22-yard field goal at 7:32.

**# Nov. 29, 2009—Baltimore Ravens 20, Pittsburgh Steelers 17**, at Baltimore; Steelers win toss. Logan returns 17 yards. Drive begins on Steelers 23. Drive ends on Steelers 37. Sepulveda punts 46 yards. Out of bounds. Drive begins on Ravens 17. Drive ends on Ravens 17. Koch punts 38 yards. Fair catch. Drive begins on Steelers 45. Kruger intercepts Dixon's pass at Ravens 46 and returns 28 yards. Drive begins on Steelers 28. Cundiff kicks 29-yard field goal at 7:35.

**Dec. 6, 2009—New Orleans Saints 33, Washington Redskins 30**, at Washington; Redskins win toss. Thomas returns kickoff 23 yards. Drive begins on Redskins 20. McAlister recovers fumble by Sellers (no return). Drive begins on Redskins 37. Hartley kicks 18-yard field goal at 6:20.

**Dec. 20, 2009—Tennessee Titans 27, Miami Dolphins 24**, at Tennessee; Dolphins win toss. Ginn returns kickoff 23 yards. Drive begins on Dolphins 23. M. Griffin intercepts Henne's pass at Dolphins 45 and returns 3 yards. Dolphins' Camarillo penalized 15 yards for unnecessary roughness. Drive begins on Dolphins 27. Bironas kicks 46-yard field goal at 3:36.

**Dec. 27, 2009—Tampa Bay Buccaneers 20, New Orleans Saints 17**, at New Orleans; Buccaneers win toss. Spurlock returns kick 19 yards. Drive begins at Buccaneers 23. Barth kicks 47-yard field goal at 6:54.

**\* Dec. 28, 2009—Chicago Bears 36, Minnesota Vikings 30**, at Chicago; Bears win toss. E. Bennett returns kick 22 yards. Drive begins at Bears 32. Drive ends on Vikings 35 as Gould missed 45-yard field goal attempt. Drive begins on Vikings 35. Drive ends at Vikings 21. Kluwe punts 43 yards to Bears 36. No return. Drive begins on Bears 36. Drive ends on Bears 39. Maynard punts 47 yards to Vikings 14. Reynaud returns 3 yards. Drive begins on Vikings 17. Peterson fumbles, Bears recover. Drive begins on Vikings 39. Cutler passes deep right to Aromashodu for 39-yard touchdown at 5:39.

**Sept. 12, 2010—Pittsburgh Steelers 15, Atlanta Falcons 9**, at Pittsburgh; Falcons win toss. Weems returns kickoff 19 yards. Drive begins on Falcons 9 after holding penalty. Drive ends on Atlanta 14. Koenen punts 36 yards. Downed on 50, where drive begins. Mendenhall rushes for 50-yard touchdown at 2:35.

**Sept. 19, 2010—Houston Texans 30, Washington Redskins 27**, at Washington; Texans win toss. Slaton returns kick 7 yards. Drive begins on Houston 12. Drive ends on Washington 49. Turk punts 39 yards for touchback. Drive starts Washington 20. Drive ends on Houston 34. Gano misses field goal wide right. Drive starts on Houston 42. Rackers kicks 35-yard field goal at 11:36.

**Sept. 26, 2010—Atlanta Falcons 27, New Orleans Saints 24**, at New Orleans; Falcons win toss. Weems returns kickoff 35 yards. Drive begins on Atlanta 39. Drive ends on Atlanta 33. Koenen punts 35 yards and Moore makes fair catch at New Orleans 32. Drive ends on Atlanta 11 as Hartley misses 29-yard field goal. Drive begins on Atlanta 20. Bryant kicks 46-yard field goal at 13:05.

**Oct. 10, 2010—Washington Redskins 16, Green Bay Packers 13**, at Washington; Packers win toss. Lee returns kickoff 26 yards. Drive begins on Green Bay 26. Drive ends on Green Bay 16. Masthay punts 44 yards and Banks returns it 20 yards to Washington 40. Drive ends on Washington 46. Smith punts 41 yards and Williams

returns it 6 yards to Green Bay 19. Landry intercepts pass at Green Bay 39. Gano kicks 33-yard field goal at 6:54.

**Oct. 17, 2010—Miami Dolphins 23, Green Bay Packers 20**, at Green Bay; Dolphins win toss. Carroll returns kickoff 21 yards. Drive begins on Miami 25. Drive ends on Miami 27. Fields punts 50 yards and Williams returns it 7 yards to Green Bay 30. Illegal block above waist called. Drive starts on Green Bay 16. Drive ends on Green Bay 15. Masthay punts 37 yards and Goode makes fair catch at Miami 48. Carpenter kicks 44-yard field goal at 5:59.

**Oct. 17, 2010—New England Patriots 23, Baltimore Ravens 20**, at New England; Ravens win toss. Touchback. Drive begins on Baltimore 20. Drive ends on Baltimore 25. Koch punts 43 yards and Welker returns it 3 yards to New England 35. Drive ends on New England 32. Mesko punts 40 yards and Carr returns it 9 yards to Baltimore 37. Illegal block above the waist called. Drive begins on Baltimore 17. Drive ends on New England 48. Koch punts 36 yards and Cox makes fair catch at New England 12. Drive ends on New England 16. Mesko punts 65 yards. Downed on Baltimore 19. Drive ends on Baltimore 19. Koch punts 45 yards and Cox returns it 2 yards to New England 38. Gostkowski kicks 35-yard field goal at 13:04.

**Oct. 24, 2010—Baltimore Ravens 37, Buffalo Bills 34**, at Baltimore; Ravens win toss. Parmele returns kickoff 32 yards. Drive begins on Baltimore 27. Drive ends on Baltimore 29. Koch punts 49 yards and Cox makes fair catch at Buffalo 22. Lewis recovers Nelson's fumble and returns it 1 yard. Drive begins on Buffalo 29 following Bills' unnecessary roughness penalty. Cundiff kicks 38-yard field goal at 4:06.

**Oct. 31, 2010—Kansas City Chiefs 13, Buffalo Bills 10**, at Kansas City; Bills win toss. Spiller returns kickoff 22 yards. Drive begins on Buffalo 29. Drive ends on Kansas City 40. Moorman punts 40 yards for touchback. Drive begins on Kansas City 20. Drive ends on Buffalo 49. Colquitt punts 39 yards out of bounds. Drive begins on Buffalo 10. Lindell misses 53-yard field goal. Drive begins on Kansas City 43. Succop misses 39-yard field goal. Drive begins on Buffalo 29. Moorman punts 26 yards out of bounds. Drive begins on Kansas City 31. Succop kicks 35-yard field goal at 15:00.

**Nov. 7, 2010—New York Jets 23, Detroit Lions 20**, at Detroit; Jets win toss. Smith returns kickoff 24 yards. Drive begins on New York 32. Folk kicks 30-yard field goal at 3:18.

**Nov. 7, 2010—Minnesota Vikings 27, Arizona Cardinals 24**, at Minnesota; Cardinals win toss. Stephens-Howling returns kickoff 25 yards. Drive begins on Arizona 27. Drive ends on Arizona 21. Graham punts 48 yards out of bounds. Drive begins on Minnesota 31. Longwell kicks 35-yard field goal at 5:18.

**Nov. 7, 2010—Oakland Raiders 23, Kansas City Chiefs 20**, at Oakland; Chiefs win toss. Arenas returns kickoff 7 yards. Drive begins on Kansas City 10. Drive ends on Kansas City 12. Colquitt punts 53 yards and Miller returns it 3 yards to Oakland 38. Janikowski kicks 33-yard field goal at 2:53.

**Nov. 14, 2010—New York Jets 26, Cleveland Browns 20**, at Cleveland; Jets win toss. Smith returns kickoff 19 yards. Drive begins on New York 17. Drive ends on Jets 32. Weatherford punts 37 yards and Stuckey returns it 5 yards to Cleveland 36. Stuckey catches pass from McCoy for 14 yards and fumbles. Fumble recovered by Cromartie at New York 36. Drive ends on Cleveland 29 as Folk misses 47-yard field goal. Drive begins on Cleveland 37. Drive ends on Cleveland 44. Hodges punts 47 yards and ball is downed at New York 9. Haden intercepts pass at Cleveland 3. Drive ends on Cleveland 2. Hodges punts 53 yards and Leonhard returns it 18 yards to Cleveland 37. Sanchez completes 37-yard touchdown pass to Holmes at 14:44.

**Nov. 14, 2010—San Francisco 49ers 23, St. Louis Rams 20**, at San Francisco; Rams win toss. Amendola returns kickoff 25 yards. Drive begins on St. Louis 30. Drive ends on St. Louis 27. Jones punts 39 yards and it is downed at San Francisco 34. Nedney kicks 29-yard field goal at 5:21.

**Nov. 21, 2010—Washington Redskins 19, Tennessee Titans 16**, at Tennessee; Titans win toss. Mariani returns kickoff 30 yards. Drive begins on Titans 33. Drive ends on Titans 48. Kern punts 39 yards and Banks makes fair catch at Redskins 13. Gano kicks 48-yard field goal at 6:43.

**Nov. 28, 2010—Pittsburgh Steelers 19, Buffalo Bills 16**, at Buffalo; Bills win toss. McKelvin returns kickoff 49 yards. Drive begins on

## OVERTIME GAMES

Pittsburgh 48. Drive ends on Pittsburgh 41. Moorman punts 37 out of bounds at Pittsburgh 4. Drive ends on Pittsburgh 1. Sepulveda punts 55 yards and McKelvin returns it five yards. Drive begins on Buffalo 34. Drive ends on Pittsburgh 39. Moorman punts 39 yards for a touchback. Drive starts on Pittsburgh 20. Susham kicks 41-yard field goal at 12:46.

**Dec. 5, 2010—Dallas Cowboys 8, Indianapolis Colts 35**, at Indianapolis; Colts win toss. Tryon fields kickoff for touchback. Drive begins on Indianapolis 20. Drive ends on Indianapolis 37. McAfee punts 45 yards and McCann makes fair catch at Dallas 18. Drive ends on Dallas 19. McBriar punts 65 yards and White returns it 11 yards. Drive begins on Indianapolis 27. Lee intercepts pass at Colts 49 and returns it 13 yards. Drive starts at Indianapolis 36. Buehler kicks 38-yard field goal at 7:05.

\* **Dec. 13, 2010—Baltimore Ravens 34, Houston Texans 28**, at Houston; Ravens win toss. D. Reed fields kickoff for touchback. Drive begins on Baltimore 20. Drive ends on Baltimore 30. Koch punts 58 yards and Cox returns it for a loss of three yards. Drive begins on Houston 9. Wilson intercepts pass at Houston 12 and returns it for a touchdown at 3:05.

**Dec. 19, 2010—Detroit Lions 23, Tampa Bay Buccaneers 20**, at Tampa Bay; Lions win toss. Logan returns kickoff 18 yards. Drive begins on Detroit 21. Rayner kicks 34-yard field goal at 5:09.

**Dec. 26, 2010—Washington Redskins 20, Jacksonville Jaguars 17**, at Jacksonville; Jaguars win toss. Karim returns kickoff seven yards. Drive begins on Jacksonville 11. Barnes intercepts pass at Jacksonville 22 and returns it eight yards. Drive begins on Jacksonville 14. Gano kicks 31-yard field goal at 3:47.

**Sept. 18, 2011—Dallas Cowboys 27, San Francisco 49ers 24**, at San Francisco; 49ers win toss. Touchback. Drive begins on San Francisco 20. Drive ends on San Francisco 31. Lee punts 58 yards to Dallas 11 and D. Harris returns 11 yards to Dallas 22. Bailey kicks 19-yard field goal at 2:50.

**Sept. 25, 2011—Detroit Lions 26, Minnesota Vikings 23**, at Minnesota; Lions win toss. Morris returns kickoff 15 yards. Drive begins on Detroit 27. Hanson kicks 32-yard field goal at 1:53.

**Oct. 23, 2011—Denver Broncos 18, Miami Dolphins 15**, at Miami; Dolphins win toss. Touchback. Drive begins on Miami 20. Drive ends on Miami 18. Fields punts 48 yards and Cosby returns 22 yards to Denver 45. Drive ends on Denver 47. Colquitt punts 38. Downed on Miami 15. Moore is sacked and fumbles on Miami 43. Broncos' D. Williams recovers at Miami 36. Prater kicks a 52-yard field goal at 7:31.

\* **Oct. 31, 2011—Kansas City Chiefs 23, San Diego Chargers 20**, at Kansas City; Chargers win toss. Touchback. Drive begins on San Diego 20. Drive ends on San Diego 18. Scifres punts 59 yards and McCluster returns 6 yards to Kansas City 29. Illegal block above the waist called. Drive begins on Kansas City 19. Succop kicks 30-yard field goal at 5:19.

**Nov. 6, 2011—Arizona Cardinals 19, St. Louis Rams 13**, at Arizona; Rams win toss. Porter returns kickoff 25 yards. Drive begins on St. Louis 27. Drive ends on St. Louis 45. D. Jones punts 54 yards and Peterson returns 99 yards for touchdown at 1:30.

**Nov. 13, 2011—New Orleans Saints 26, Atlanta Falcons 23**, at Atlanta; Falcons win toss. Weems returns kickoff 25 yards. Drive begins on Atlanta 20. Drive ends on Atlanta 28. Boshier punts 45 yards and Sproles makes fair catch at New Orleans 27. Drive ends on New Orleans 36. Morstead punts 64 yards into end zone. Touchback. Drive begins on Atlanta 20. Drive ends on Atlanta 29. Turner stopped on fourth-and-1. Drive begins on Atlanta 29. Kasay kicks 26-yard field goal at 6:31.

**Nov. 20, 2011—Dallas Cowboys 27, Washington Redskins 24**, at Washington; Redskins win toss. Banks returns kickoff 23 yards. Drive begins on Washington 18. Drive ends on Dallas 34. Gano misses 52-yard field goal. Drive begins on Dallas 42. Bailey kicks 39-yard field goal at 9:13.

**Nov. 27, 2011—Denver Broncos 16, San Diego Chargers 13**, at San Diego; Broncos win toss. Decker returns kickoff 16 yards. Drive begins on Denver 20. Drive ends on Denver 45. Colquitt punts 47 yards to San Diego 8 and Crayton returns for no gain. Drive ends on San Diego 20. Scifres punts 49 yards to Denver 31 and Royal loses one yard on return. Drive begins on Denver 30. Drive ends on Denver 39. Colquitt punts 61 yards into end zone. Touchback. Drive begins on San Diego 20. Drive ends on Denver 35. Novak misses

53-yard field goal. Drive begins on Denver 43. Prater kicks 37-yard field goal at 14:27.

**Dec. 4, 2011—Arizona Cardinals 19, Dallas Cowboys 13**, at Arizona; Cardinals win toss. Touchback. Drive begins on Arizona 20. Kolb completes 52-yard touchdown pass to Stephens-Howling at 3:04.

**Dec. 11, 2011—Denver Broncos 13, Chicago Bears 10**, at Denver; Bears win toss. Touchback. Drive begins on Chicago 20. Barber fumbles on Denver 33. Broncos' Dumervil recovers at Denver 34. Prater kicks 51-yard field goal at 6:20.

**Dec. 18, 2011—Arizona Cardinals 20, Cleveland Browns 17**, at Arizona; Browns win toss. Touchback. Drive begins on Cleveland 20. Drive ends on Cleveland 34. Maynard punts 38 yards and Peterson returns 32 yards to Cleveland 40. Feely kicks 22-yard field goal at 3:59.

**Dec. 24, 2011—Oakland Raiders 16, Kansas City Chiefs 13**, at Kansas City; Raiders win toss. McCann returns kickoff 27 yards. Drive begins on Oakland 24. Janikowski kicks 36-yard field goal at 2:10.

**Jan. 1, 2012—Arizona Cardinals 23, Seattle Seahawks 20**, at Arizona; Seahawks win toss. Washington returns kickoff 47 yards. Drive begins on Seattle 40. Ryan punts 46 yards and Peterson returns 4 yards to Arizona 19. Feely kicks 28-yard field goal at 8:47.

**Sept. 9, 2012—Minnesota Vikings 26, Jacksonville Jaguars 23**, at Minnesota; Vikings win toss. Harvin returns kickoff 30 yards. Drive begins on Minnesota 25. Walsh kicks 38-yard field goal. Parmele returns kickoff 21 yards. Drive begins on Jacksonville 23. Drive ends on Jacksonville 31 at 4:54.

**Sept. 23, 2012—New York Jets 23, Miami Dolphins 20**, at Miami; Jets win toss. Touchback. Drive begins on Jets 20. Drive ends on Miami 45. Malone punts 35 yards and Bess makes fair catch at Miami 10. Carpenter misses 48-yard field goal. Drive begins on Jets 38. Folk kicks 33-yard field goal at 8:56.

**Sept. 23, 2012—Kansas City Chiefs 27, New Orleans Saints 24**, at New Orleans; Chiefs win toss. Touchback. Drive begins on Kansas City 20. Drive ends on New Orleans 46. Colquitt punts 43 yards to New Orleans 3. Drive begins on New Orleans 3. Drive ends on New Orleans 3. Morstead punts 60 yards to Kansas City 37 and Arenas returns punt 10 yards. Drive begins on Kansas City 47. Succop kicks 31-yard field goal at 8:33.

**Sept. 23, 2012—Tennessee Titans 44, Detroit Lions 41**, at Tennessee; Titans win toss. Reynaud returns kickoff 25 yards. Drive begins on Tennessee 20. Bironas kicks 26-yard field goal. Logan returns kickoff 23 yards. Drive begins on Detroit 22. Drive ends on Tennessee 7 at 8:25.

**Sept. 30, 2012—Arizona Cardinals 24, Miami Dolphins 21**, at Arizona; Cardinals win toss. Powell returns kickoff 41 yards. Drive begins on Arizona 34. Drive ends on Arizona 31. Zastudil punts 57 yards and Bess returns for 9 yards. Drive begins on Miami 21. Tannehill pass to Hartline is intercepted by Rhodes, who returns it 5 yards. Drive begins on Miami 47. Feely kicks 46-yard field goal at 6:31.

**Oct. 14, 2012—Detroit Lions 26, Philadelphia Eagles 23**, at Philadelphia; Eagles win toss. Boykin returns kickoff 23 yards. Drive begins on Philadelphia 25. Drive ends on Philadelphia 4. McBriar punts 57 yards and Logan returns punt 10 yards. Drive begins at 50. Hanson kicks 45-yard field goal at 4:00.

**Oct. 14, 2012—Buffalo Bills 19, Arizona Cardinals 16**, at Arizona; Bills win toss. Touchback. Drive begins on Buffalo 20. Drive ends on Arizona 40. Powell punts 40 yards. Touchback. Drive begins on Arizona 20. Skelton's pass to Housler is intercepted by Byrd, who returns it 29 yards. Drive begins on Arizona 6. Lindell kicks 25-yard field goal at 3:50.

**Oct. 21, 2012—New England Patriots 29, New York Jets 26**, at New England; Patriots win toss. McCourt returns kickoff 17 yards. Drive begins on New England 16. Gostkowski kicks 48-yard field goal. McKnight returns kickoff 19 yards. Drive begins at Jets 15. Ninkovich sacks Sanchez and recovers fumble at Jets 25 at 7:32.

**Oct. 21, 2012—Oakland Raiders 26, Jacksonville Jaguars 23**, at Oakland; Jaguars win toss. Thomas returns kickoff 14 yards. Drive begins on Jacksonville 19. Henne completes pass to Shorts for 8 yards, and Houston forces fumble, which is recovered by Hanson. Drive begins at Jacksonville 21. Janikowski kicks 40-yard field goal at 2:06.

## OVERTIME GAMES

**Oct. 28, 2012—Indianapolis Colts 19, Tennessee Titans 13**, at Tennessee; Colts win toss. Touchback. Drive begins on Indianapolis 20. Luck completes 16-yard touchdown pass to Ballard at 4:49.

**Nov. 11, 2012—San Francisco 49ers 24, St. Louis Rams 24**, at San Francisco; Rams win toss. Peard returns kickoff 21 yards. Drive begins on St. Louis 18. Drive ends on St. Louis 27. J. Hekker punts 45 yards and Ginn returns for 12 yards. Drive begins on San Francisco 40. Akers misses 41-yard field goal. Drive begins on St. Louis 31. Zuerlein misses 58-yard field goal. Drive begins on San Francisco 48. Drive ends on San Francisco 43. Lee punts 46 yards and Amendola returns for 3 yards. Drive begins on St. Louis 14. Bradford completes pass to Gibson for 24 yards to St. Louis 49 as time expires.

\* **Nov. 12, 2012—Pittsburgh Steelers 16, Kansas City Chiefs 13**, at Pittsburgh; Chiefs win toss. Wylie returns kickoff 20 yards. Drive begins on Kansas City 15. Cassel's pass to Bowe intercepted by Timmons, who returns for 23 yards. Drive begins on Kansas City 5. Suisham kicks 23-yard field goal at 0:55.

**Nov. 18, 2012—Tampa Bay Buccaneers 27, Carolina Panthers 21**, at Carolina; Buccaneers win toss. Touchback. Drive begins on Tampa Bay 20. Freeman completes 15-yard touchdown pass to Clark at 4:20.

**Nov. 18, 2012—Dallas Cowboys 23, Cleveland Browns 20**, at Dallas; Cowboys win toss. Touchback. Drive begins on Dallas 20. Drive ends on Cleveland 41. Moorman punts 31 yards. Drive begins on Cleveland 10. Drive ends on Cleveland 16. Hodges punts 52 yards and Harris returns for 20 yards. Drive begins on Cleveland 48. Bailey kicks 38-yard field goal at 8:53.

**Nov. 18, 2012—Houston Texans 43, Jacksonville Jaguars 37**, at Houston; Texans win toss. Touchback. Drive begins on Houston 20. Graham kicks 25-yard field goal. Jennings returns kickoff 29 yards. Drive begins on Jacksonville 32. Scobee kicks 33-yard field goal. Touchback. Henne throws incomplete pass to Blackmon on fourth down. Drive ends on Houston 47. Schaub completes 48-yard touchdown pass to A. Johnson at 12:59.

**+Nov. 22, 2012—Houston Texans 34, Detroit Lions 31**, at Detroit; Lions win toss. Touchback. Drive begins on Detroit 20. Graham misses 51-yard field goal. Drive begins at Detroit 41. Drive ends at Houston 45. Harris punts 36 yards. Drive begins at Houston 9. Houston intercepts Schaub's pass and returns for 2 yards. Drive begins on Houston 41. Hanson misses 47-yard field goal. Drive begins on Houston 37. M. Schaub pass to J. Casey for 15 yards. M. Schaub pass to A. Johnson for 23 yards. M. Schaub pass to J. Casey for 11 yards. S. Graham kicks 32-yard field goal at 12:39.

**Nov. 25, 2012—Baltimore Ravens 16, San Diego Chargers 13**, at San Diego; Chargers win toss. Carr returns kickoff 25 yards. Drive begins on San Diego 16. Drive ends on 50. Scifres punts 39 yards. Drive begins on Baltimore 11. Drive ends on Baltimore 48. Koch punts 52 yards. Touchback. Drive begins on San Diego 20. Drive ends on San Diego 27. Scifres punts 63 yards and J. Jones returns for 1 yard. Drive begins on Baltimore 11. Tucker kicks 38-yard field goal at 13:53.

**Dec. 2, 2012—Seattle Seahawks 23, Chicago Bears 17**, at Chicago; Seahawks win toss. Touchback. Drive begins on Seattle 20. Wilson completes 13-yard touchdown pass to Rice at 7:27.

**Dec. 2, 2012—St. Louis Rams 16, San Francisco 49ers 13**, at St. Louis; Rams win toss. Touchback. Drive begins on St. Louis 20. Drive ends on St. Louis 33. Hekker punts 47 yards. Drive begins on San Francisco 20. Drive ends on San Francisco 28. Lee punts 60 yards and Pettis returns for 15 yards. Drive begins on St. Louis 27. Drive ends on St. Louis 36. Hekker punts 14 yards. Drive begins on 50. Akers misses 51-yard field goal. Drive begins on St. Louis 41. Zuerlein kicks 54-yard field goal at 14:34.

**Dec. 9, 2012—Washington Redskins 31, Baltimore Ravens 28**, at Washington; Ravens win toss. J. Jones returns kickoff 27 yards. Drive begins on Baltimore 25. Drive ends on Baltimore 32. Koch punts 56 yards and Crawford returns for 64 yards. Drive begins on Baltimore 24. Forbath kicks 34-yard field goal at 3:23.

**Dec. 16, 2012—Dallas Cowboys 27, Pittsburgh Steelers 24**, at Dallas; Steelers win toss. Touchback. Drive begins on Pittsburgh 20. Roethlisberger's pass intercepted by Carr, who returns returns it for 36 yards. Drive begins on Pittsburgh 1. Bailey kicks 21-yard field goal at 1:24.

**Dec. 23, 2012—New Orleans Saints 34, Dallas Cowboys 31**, at

Dallas; Cowboys win toss. Touchback. Drive begins on Dallas 20. Drive ends on Dallas 36. Moorman punts 46 yards and Sproles returns for 8 yards. Drive begins on New Orleans 26. Hartley kicks 20-yard field goal at 4:27.

**Sept. 15, 2013—Houston Texans 30, Tennessee Titans 24**, at Houston; Texans win toss. K. Martin returns kickoff 26 yards. Drive begins on Houston 22. Schaub completes 3-yard touchdown to D. Hopkins at 10:32.

**Sept. 29, 2013—Seattle Seahawks 23, Houston Texans 20**, at Houston; Texans win toss. Touchback. Drive begins on Houston 20. Drive ends on Houston 40. Lechler punts 60 yards. Touchback. Drive begins on Seattle 20. Drive ends on Houston 47. Ryan punts 34 yards and Martin makes fair catch at Houston 13. Drive begins on Houston 13. Drive ends on Houston 40. Lechler punts 61 yards to and Tate returns 32 yards. Drive begins on Seattle 31. Hauschka kicks 45-yard field goal at 3:23.

**Oct. 13, 2013—Cincinnati Bengals 27, Buffalo Bills 24**, at Buffalo; Bengals win toss. Tate returns kickoff 27 yards. Drive begins on Cincinnati 23. Drive ends on Buffalo 37. Huber punts 30 yards and McKelvin makes fair catch at Buffalo 7. Drive begins on Buffalo 7. Drive ends on Buffalo 11. Moorman punts 51 yards to Cincinnati 38 and Tate returns 29 yards. Drive begins on Buffalo 33. Nugent kicks 43-yard field goal at 6:49.

**Oct. 20, 2013—New York Jets 30, New England Patriots 27**, at New York; Patriots win toss. Blount returns kickoff 22 yards. Drive begins on New England 22. Drive ends on New England 38. Allen punts 62 yards. Touchback. Drive begins on New York 20. Folk kicks 42-yard field goal at 5:12.

# **Oct. 31, 2013—Miami Dolphins 22, Cincinnati Bengals 20**, at Miami; Dolphins win toss. Touchback. Drive begins on Miami 20. Drive ends on Miami 29. Fields punts 48 yards and Tate returns 2 yards. Drive begins on Cincinnati 25. Drive ends on Miami 39. Huber punts 25 yards and Thigpen makes fair catch at Miami 14. Drive begins on Miami 14. Drive ends on Cincinnati 40. Fields punts 32 yards to Cincinnati 8. Drive begins on Cincinnati 8. Dalton sacked in end zone by Wake for safety at 6:38.

**Nov. 3, 2013—Washington Redskins 30, San Diego Chargers 24**, at Washington; Redskins win toss. Morgan returns kickoff 24 yards. Drive begins on Washington 22. Young rushes for 4-yard touchdown at 8:59.

**Nov. 3, 2013—Seattle Seahawks 27, Tampa Bay Buccaneers 24**, at Seattle; Buccaneers win toss. Touchback. Drive begins on Tampa Bay 20. Drive ends on Tampa Bay 16. Koenen punts 52 yards and Tate returns 8 yards. Drive begins on Seattle 40. Hauschka kicks 27-yard field goal at 8:16.

**Nov. 10, 2013—Baltimore Ravens 20, Cincinnati Bengals 17**, at Baltimore; Bengals win toss. Touchback. Drive begins on Cincinnati 20. Dalton completes pass to RB G. Bernard for -11 yards on 4th-and-2. Drive ends on Baltimore 44. Drive begins on Baltimore 44. Tucker kicks 46-yard field goal at 5:34.

**Nov. 17, 2013—Chicago Bears 23, Baltimore Ravens 20**, at Chicago; Ravens win toss. Touchback. Drive begins on Baltimore 20. Drive ends on Chicago 46. Koch punts 26 yards. Drive begins on Chicago 20. Gould kicks 38-yard field goal at 8:46.

**Nov. 24, 2013—Minnesota Vikings 26, Green Bay Packers 26**, at Green Bay; Packers win toss. Hyde returns kickoff 21 yards. Drive begins on Green Bay 21. Crosby kicks 20-yard field goal at 10:28. Patterson returns kickoff 25 yards. Drive begins on Minnesota 20. Walsh kicks 35-yard field goal. Touchback. Drive begins on Green Bay 20. Drive ends on Green Bay 21. Masthay punts 40 yards. Drive begins on Minnesota 39. Drive ends on Minnesota 44. Locke punts 46 yards. Drive begins on Green Bay 10. Drive ends on Green Bay 27. Masthay punts 39 yards. Ponder completes pass to Patterson for 21 yards to Green Bay 45 as time expires.

# **Nov. 24, 2013—New England Patriots 34, Denver Broncos 31**, at New England; Patriots win toss and elect to defend north goal. Touchback. Drive begins on Denver 20. Drive ends on Denver 42. Colquitt punts 40 yards. Drive begins on New England 18. Drive ends on New England 37. Allen punts 51 yards and Welker returns 1 yard. Drive begins on Denver 13. Drive ends on New England 42. Colquitt punts 22 yards. Drive begins on New England 20. Drive ends on New England 43. Allen punts 42 yards. Carter muffs punt and Edner recovers for New England. Drive begins on Denver 13. Gostkowski kicks 31-yard field goal at 2:00.

## OVERTIME GAMES

**Dec. 1, 2013—Minnesota Vikings 23, Chicago Bears 20**, at Minnesota; Bears win toss. Ford returns kickoff 9 yards. Drive begins on Chicago 29. Drive ends on Chicago 46. Podlesh punts 32 yards. Drive begins on Minnesota 22. Walsh misses 57-yard field goal. Drive begins on Chicago 47. Gould misses 47-yard field goal. Drive begins on Minnesota 37. Walsh kicks 34-yard field goal at 1:47.

**Dec. 1, 2013—Atlanta Falcons 34, Buffalo Bills 31**, at Buffalo in Toronto; Bills win toss. Touchback. Drive begins on Buffalo 20. Manuel throws 22 yard pass to Chandler and W. Moore forces fumble, which is recovered by Alford. Drive begins on Buffalo 47. Bryant kicks 36-yard field goal at 12:04.

**Dec. 15, 2013—Arizona Cardinals 37, Tennessee Titans 34**, at Tennessee; Titans win toss. Washington returns kickoff 24 yards. Drive begins on Tennessee 24. Fitzpatrick's pass intercepted by Cason, who returns it 16 yards. Drive begins on Arizona 46. Feely kicks 41-yard field goal at 10:22.

**Dec. 22, 2013—New York Giants 23, Detroit Lions 20**, at Detroit; Giants win toss. Cox returns kickoff 56 yards. Drive begins on New York 49. Brown rushes for 7 yards and Fairley forces fumble, which is recovered by Young. Drive begins on Detroit 28. Martin punts 53 yards. Drive begins on New York 28. Brown kicks 45-yard field goal at 7:37.

**Dec. 29, 2013—San Diego Chargers 27, Kansas City Chiefs 24**, at San Diego; Chargers win toss. Touchback. Drive begins on San Diego 20. Novak kicks 36-yard field goal. Demps returns kickoff 30 yards. Drive begins on Kansas City 26. Daniel pass incomplete to A. Jenkins on fourth-and-15 at 3:25.

**Sept. 7, 2014—Atlanta Falcons 37, New Orleans Saints 34**, at Atlanta; Saints win toss. Touchback. Drive begins on New Orleans 20. Brees throws 13-yard pass to Colston and Moore forces fumble and recovered by Bartu. Drive begins on New Orleans 38. Bryant 52-yard field goal at 13:22.

**Sept. 7, 2014—Buffalo Bills 23, Chicago Bears 20**, at Chicago; Bears win toss. Touchback. Drive begins on Chicago 20. Drive ends on Chicago 36. O'Donnell punts 42 yards out of bounds at Buffalo 22. Drive begins on Buffalo 22. Spiller rushes for 13 yards. Manuel passes to Williams for 20 yards. Jackson rushes for 38 yards. Carpenter 27-yard field goal at 9:51.

**Sept. 21, 2014—Seattle Seahawks 26, Denver Broncos 20**, at Seattle; Seahawks win toss. Touchback. Drive begins on Seattle 20. Wilson passes to Harvin for 11 yards. Wilson passes to Kearse for 13 yards. Lynch rushes for 6-yard touchdown.

**Oct. 5, 2014—New Orleans Saints 37, Tampa Bay Buccaneers 31**, at New Orleans; Saints win toss. Touchback. Drive begins on New Orleans 20. Brees passes to Colston for 21 yards. Brees passes to Watson for 11 yards. Robinson rushes for 18-yard touchdown.

**Oct. 5, 2014—Dallas Cowboys 20, Houston Texans 17**, at Dallas; Texans win toss. Touchback. Drive begins on Houston 20. Drive ends on Dallas 48. Lechler punts for 28 yards to Dallas 20. Drive begins on Dallas 10. Murray rushes for 11 yards. Romo passes to Bryant for 37 yards. Bailey 49-yard field goal at 8:37.

**Oct. 12, 2014—Carolina Panthers 37, Cincinnati Bengals 37**, at Cincinnati; Bengals win toss. Touchback. Drive begins on Cincinnati 20. Dalton passes to Sanu for 15 yards. Bernard rushes for 10 yards. Nugent 42-yard field goal at 8:40. Brown returns kickoff 24 yards. Drive begins on Carolina 22. Newton passes to Olsen for 11 yards. Newton rushes for 12 yards. Gano 36-yard field goal at 2:24. Touchback. Drive begins on Cincinnati 20. Dalton passes to Wright for 24 yards. Nugent misses 36-yard field goal at 0:02.

**Oct. 26, 2014—Minnesota Vikings 19, Tampa Bay Buccaneers 13**, at Tampa Bay; Buccaneers win toss. Holiday returns kickoff 25 yards. Drive begins on Tampa Bay 17. Glennon passes to Seferian-Jenkins for 10 yards and Barr forces fumble and Barr recovers fumble and returns for 27-yard touchdown.

**\* Oct. 27, 2014—Washington Redskins 20, Dallas Cowboys 17**, at Dallas; Redskins win toss. Touchback. Drive begins on Washington 20. McCoy passes to Garcon for 23 yards. McCoy passes to Reed for 16 yards. Forbath 40-yard field goal at 9:48. Touchback. Drive begins on Dallas 20. Romo pass incomplete to Bryant on fourth-and-three at 8:21.

**Nov. 9, 2014—San Francisco 49ers 27, New Orleans Saints 24**, at New Orleans; Saints win toss. Touchback. Drive begins on New Orleans 20. Brees passes to Stills for 16 yards. Drive ends on San Francisco 49. Morstead punts for 49 yards for touchback. Drive

begins on San Francisco 20. Hyde rushes for 15 yards. Drive ends on San Francisco 40. Lee punts for 51 yards to New Orleans 9. Drive begins on New Orleans 9. Brees sacked by Brooks and Brooks forces fumble and Borland recovers fumble. Drive begins on New Orleans 17. Dawson 35-yard field goal at 5:18.

**Dec. 7, 2014—Minnesota Vikings 30, New York Jets 24**, at Minnesota; Jets win toss. Touchback. Drive begins on New York 20. Smith passes to Decker for 26 yards. Drive ends on Minnesota 43. Quigley punts for 35 yards to Minnesota 8. Drive begins on Minnesota 8. Bridgewater passes to Wright for 87-yard touchdown.

**#Dec. 20, 2014—San Diego Chargers 38, San Francisco 49ers 35**, at San Francisco; 49ers win toss. Patton returns kickoff 24 yards. Drive begins on San Francisco 30. Patton rushes for 20 yards and Weddle forces fumble and recovered by Lissemore. Drive begins on San Diego 38. Rivers passes to Royal for 11 yards. Brown rushes for 9 yards. Novak 40-yard field goal at 10:11.

**Sept. 13, 2015—St. Louis Rams 34, Seattle Seahawks 31**, at St. Louis; Rams win toss. B. Marquez returns kick for no gain. Drive begins on Seattle 49. N. Foles passes to S. Bailey for 22 yards. G. Zuerlein 37-yard field goal at 12:10. Touchback. Drive begins on Seattle 20. R. Wilson passes to M. Lynch for 19 yards. M. Lynch rushes for -1 yard on fourth-and-one at 9:11.

**# Oct. 1, 2015—Baltimore Ravens 23, Pittsburgh Steelers 20**, at Pittsburgh; Steelers win toss. D. Archer returns kick for 31 yards. Drive begins on Pittsburgh 31. L. Bell rushes for 22 yards. M. Vick rushes for no gain on fourth-and-two at 12:37. Turnover on downs. Drive begins on Baltimore 39. J. Flacco pass incomplete on third down. Baltimore punts at 12:09. A. Brown returns punt for 29 yards. Drive begins on Pittsburgh 41. M. Vick passes to A. Brown for 17 yards. M. Vick pass incomplete on fourth-and-one at 9:45. Turnover on downs. Drive begins on Baltimore 33. J. Flacco passes to K. Aiken for 11 yards. J. Tucker 52-yard field goal at 5:13.

**Oct. 4, 2015—Indianapolis Colts 16, Jacksonville Jaguars 13**, at Indianapolis; Jaguars win toss. Touchback. Drive begins on Jacksonville 20. T. Yeldon rushed for 36 yards. B. Anger punts 30 yards. Fair catch. Drive begins on Indianapolis 16. Three-and-out. Indianapolis punts at 12:25. B. Walters returns punt for 14 yards. Drive begins on Jacksonville 39. B. Bortles passes to A. Robinson for 14 yards. J. Meyers misses 48-yard field goal at 8:18. Drive begins on Indianapolis 38. M. Hasselbeck passes to C. Fleener for 28 yards. F. Gore rushes for 22 yards. A. Vinatieri 27-yard field goal at 4:41.

**# Oct. 4, 2015—New Orleans Saints 26, Dallas Cowboys 20**, at New Orleans; Saints win toss. Touchback. Drive begins on New Orleans 20. D. Brees pass to C.J. Spiller for an 80 yard touchdown at 14:57.

**Oct. 11, 2015—Cincinnati Bengals 27, Seattle Seahawks 24**, at Cincinnati; Seahawks win toss. Touchback. Drive begins on Seattle 20. R. Wilson passes to F. Jackson for 9 yards. J. Ryan punts 36 yards, out of bounds at 11:37. Drive starts on Cincinnati 26. A. Dalton passes to A. Green for 13 yards. K. Huber punts 50 yards for a touchback at 9:11. Drive begins on Seattle 20. R. Wilson passes to F. Jackson for 12 yards. J. Ryan punts 62 yards. A. Jones returns punt 19 yards at 7:14. Drive starts on Cincinnati 43. A. Dalton passes to T. Eifert for 12 yards. G. Bernard rushed for 13 yards. M. Nugent 42-yard field goal at 3:36.

**Oct. 11, 2015—Atlanta Falcons 25, Washington 19**, at Atlanta; Redskins win toss. Touchback. Drive starts at Redskins 20. K. Cousins passes to J. Crowder for 17 yards. K. Cousins pass intercepted by R. Alford. Returned 59 yards for a touchdown at 12:15.

**Oct. 11, 2015—Cleveland Browns 33, Baltimore 30**, at Baltimore; Baltimore wins toss. Kick returned by J. Ross for 20 yards. Drive starts at Baltimore 15. S. Koch punts 55 yards at 14:06. T. Benjamin returns punt 5 yards. Drive starts at Cleveland 35. J. McCown passes to G. Barnidge for 19 yards. T. Coons 32-yard field goal at 6:43.

**Oct. 18, 2015—Denver Broncos 26, Cleveland Browns 23**, at Cleveland; Denver wins the toss. Kick returned by K. Bibbs for 15 yards. Drive starts at Denver 31. P. Manning pass intercepted by B. Mingo at 14:34. Interception returned 7 yards. Drive starts at Denver 39. J. McCown sacked for a loss of 8 yards. A. Lee punts 45 yards at 11:58. Norwood muffs punt and recovers the ball at Denver 12. P. Manning passes to O. Daniels for 18 yards. C. Anderson rushes for 11 yards. B. McManus 34-yard field goal at 4:56.

**Oct. 18, 2015—Detroit Lions 37, Chicago Bears 34**, at Detroit; Detroit wins toss. Touchback. Drive starts at Lions 20. M. Stafford passes to C. Johnson for 13 yards. S. Martin punts 55 yards at 11:29.

## OVERTIME GAMES

M. Mariani returns the punt 15 yards. Drive starts on Bears 21. J. Cutler passes to M. Bennett for 9 yards. P. O'Donnell punts 52 yards at 10:09. Fair catch. Drive starts on Lions 18. M. Stafford runs for 8 yards. S. Martin punts 60 yards at 8:13. Drive starts on Bears 22. P. O'Donnell punts 51 yards at 6:37. G. Tate returns punt 24 yards. Penalty-Illegal Block Above the Waist. Drive starts at Lions 14. M. Stafford passes to A. Abdullah for 13 yards. M. Stafford passes to C. Johnson for 57 yards. M. Prater 27-yard field goal at 2:29.

**Nov. 1, 2015—Tampa Bay Buccaneers 23, Atlanta Falcons 20**, at Atlanta; Tampa Bay wins toss. Touchback. Drive starts at Buccaneers 20. J. Winston passes to M. Evans for 14 yards. D. Martin rushes for 10 yards. Penalty-Defensive Pass Interference on P. Adams, 16 yards. C. Barth 31-yard field goal at 7:53. E. Weems returns kickoff 27 yards. M. Ryan passes to J. Jones for 19 yards. M. Ryan sacked by H. Jones and fumbles the ball, D. Freeman recovers the ball. M. Ryan incomplete pass to J. Hardy on fourth down at 5:44.

\* **Nov. 2, 2015—Carolina Panthers 29, Indianapolis Colts 26**, at Carolina; Indianapolis wins toss. Q. Bray returns kick 45 yards. Drive starts at Indianapolis 45. A. Luck rushes for 11 yards. A. Luck passes to C. Fleener for 6 yards. A. Vinatieri 50-yard field goal at 12:04. Touchback. Drive starts at Carolina 20. C. Newton passes to G. Olsen for 19 yards. C. Newton passes to T. Ginn for 12 yards. G. Gano 42-yard field goal at 7:50. Q. Bray returns kick 34 yards. Drive starts at Indianapolis 29. A. Luck intercepted by L. Kuechly at 7:10. Drive starts at Indianapolis 39. C. Newton passes to J. Cotchery for 5 yards. G. Gano 52-yard field goal at 5:22.

**Nov. 8, 2015—Tennessee 34, New Orleans Saints 28**, at New Orleans. Tennessee wins toss. Touchback. Drive starts at Tennessee 20. M. Mariota passes to D. Green-Beckham for 14 yards. M. Mariota passes to C. Stevens for 24 yards. M. Mariota passes to D. Green-Beckham for 9 yards. M. Mariota passes to A. Fasano for a 5 yard touchdown at 9:50.

**Nov. 8, 2015—Minnesota 21, St. Louis Rams 18**, at Minnesota. Minnesota wins toss and elects to kick. Touchback. Drive starts at St. Louis 20. T. Gurley rushes for a 6 yard loss. N. Foles passes to T. Austin for no gain. J. Hekker punts 63 yards at 13:32. M. Sherels returns punt 26 yards. Drive starts at Minnesota 49. S. Hill passes to R. Ellison for 6 yards. A. Peterson rushes for 6 yards. B. Walsh, 40 yard field goal at 9:20.

# **Nov. 8, 2015—Philadelphia 33, Dallas Cowboys 27**, at Dallas. Philadelphia wins toss. Touchback. Drive starts at Philadelphia 20. S. Bradford passes to D. Murray for 14 yards. D. Murray rushes for 20 yards. D. Murray rushes for 9 yards. S. Bradford passes to J. Matthews for a 41 yard touchdown at 10:59.

# **Nov. 29, 2015—Denver 30, New England Patriots 24**, at Denver. New England wins toss. Touchback. Drive starts at New England 20. T. Brady sacked by V. Miller for a loss of 7. T. Brady passes incomplete to J. White. R. Allen punts 58 yards at 14:01. E. Sanders returns punt 14 yards. Drive starts at Denver 43. B. Osweiler passes to O. Daniels for 7 yards. C. J. Anderson rushes for a 48 yard touchdown at 12:32.

**Dec. 6, 2015—New York Jets 23, New York Giants 20**, at New York Giants. Jets win toss. A. Cromartie returns the ball 20 yards. Drive starts at Jets 26. R. Fitzpatrick passes to E. Decker for 11 yards. R. Fitzpatrick passes to B. Marshall for 13 yards. R. Fitzpatrick passes to E. Decker for 17 yards. R. Bullock 31-yard field goal at 8:45. Jets kickoff. D. Harris returns the ball 43 yards. Drive starts at the Giants 42. E. Manning passes to O. Beckham for 9 yards. E. Manning passes to O. Beckham for 20 yards. J. Brown misses a 48-yard field goal at 6:38.

**Dec. 6, 2015—San Francisco 49ers 26, Chicago Bears 20**, at Chicago. San Francisco wins the toss. B. Ellington returns the ball 40 yards. Drive starts at San Francisco 40. B. Gabbert passes incomplete to A. Boldin. B. Pinion punts 45 yards at 14:37. Drive starts at Chicago 15. J. Cutler passes to M. Forte for 9 yards. P. O'Donnell punts 54 yards at 13:13. Drive starts at San Francisco 29. B. Gabbert passes to T. Smith for a 71 yard touchdown at 12:50.

# **Dec. 24, 2015—Oakland Raiders 23, San Diego Chargers 20**, at Oakland. Oakland wins the toss. Touchback. Drive starts at Oakland 20. D. Carr passes to A. Holmes for 16 yards. D. Carr passes to S. Roberts for 33 yards. S. Janikowski kicks a 31-yard field goal at 8:05. Touchback. Drive starts at San Diego 20. D. Woodhead runs for 5 yards. P. Rivers passes to D. Woodhead for 2 yards. P. Rivers incom-

plete pass to D. Inman, turnover on downs ends the game at 6:35.

**Dec. 27, 2015—New York Jets 26, New England Patriots 20**, at New York. New England wins the toss, elects to kick. Touchback. Drive starts at New York 20. R. Fitzpatrick passes to Q. Enuwa for 48 yards. R. Fitzpatrick passes to B. Marshall for 20 yards. R. Fitzpatrick passes to E. Decker for a 6 yard touchdown at 12:23.

\* **Dec. 28, 2015—Denver Broncos 20, Cincinnati Bengals 17**, at Denver. Denver wins the toss. Touchback. Drive starts at Denver 20. B. Osweiler passes to O. Daniels for 12 yards. R. Hillman runs for 7 yards. B. Osweiler passes to D. Thomas for 12 yards. B. McManus kicks a 37-yard field goal at 10:00. B. Tate returns kick for 29 yards. Drive starts at the Cincinnati 33. A. McCarron fumbles, recovered by D. Ware to end the game at 9:48.

**Jan. 3, 2016—San Francisco 49ers 19, St. Louis Rams 16**, at San Francisco. San Francisco wins the toss. Touchback. Drive starts at San Francisco 20. B. Gabbert passes to D. Harris for 5 yards. B. Gabbert passes to V. McDonald for 24 yards. B. Pinion punts 31 yards at 12:03. No gain on the return. Drive starts at St. Louis 19. T. Mason rushes for 11 yards. C. Keenum passes to K. Britt for 18 yards. C. Keenum passes to B. Cunningham for 13 yards. G. Zuerlein 48-yard field goal attempt BLOCKED at 4:49. Recovered by J. Ward at San Francisco 8, returned 18 yards. Drive starts at San Francisco 26. B. Gabbert passes to T. Smith for 15 yards. B. Gabbert passes to Q. Patton for 33 yards. P. Dawson 23-yard field goal at 3:27.

**Sept. 11, 2016—Kansas City Chiefs 33, San Diego Chargers 27**, at Kansas City; Chiefs win toss. Touchback. A. Smith passes to S. Ware for 20 yards. S. Ware rushes for 13 yards. A. Smith passes to T. Kelce for 15 yards. A. Smith rushes for a 2-yard touchdown at 9:53.

**Sept. 25, 2016—Miami Dolphins 30, Cleveland Browns 24**, at Miami; Dolphins win toss. J. Grant returns the kickoff 27 yards. Drive begins on Mia. 22. R. Tannehill passes to D. Sims for 18 yards. M. Darr punts for 47 yards. No return. Drive begins on Cle. 9. i. Crowell rushes for 9 yards. C. Kessler passes to T. Pryor for 9 yards. C. Kessler sacked by N. Suh. B. Colquitt punts for 44 yards. J. Landry returns the punt 13 yards. Drive begins on Cle 44. R. Tannehill passes to J. Landry for 32 yards. J. Ajayi rushes for an 11-yard touchdown at 8:26.

# **Oct. 16, 2016—Houston Texans 26, Indianapolis Colts 23**, at Houston; Colts win toss. J. Ferguson returns the kickoff 23 yards. Drive begins on Ind. 26. A. Luck passes to E. Swoope for 7 yards. F. Gore rushes for 7 yards. A. Luck sacked by B. McKinney. P. McAfee punts for 41 yards. T. Ervin returns the punt 17 yards. Drive begins on Hou. 33. B. Osweiler passes to C. Fiedorowicz for 9 yards. L. Miller rushes for 10 yards. B. Osweiler passes to J. Strong for 36 yards. N. Novack kicks a 33-yard field goal at 8:10.

**Oct. 23, 2016—San Diego Chargers 33, Atlanta Falcons 30**, at Atlanta; Falcons win toss. Touchback. M. Ryan passes to D. Freeman for 7 yards. M. Ryan passes to M. Sanu for 11 yards. D. Freeman rushes for a loss of a yard on fourth-and-one. Turnover on downs. Drive begins at the Atl. 43. P. Rivers passes to A. Gates for 11. M. Gordon rushes for 5 yards. J. Lambo kicks a 42-yard field goal at 9:01.

# **Oct. 23, 2016—Arizona Cardinals 6, Seattle Seahawks 6**, at Arizona. Arizona wins toss. Touchback. C. Palmer passes to J. Nelson for 20 yards. C. Palmer passes to M. Floyd for 18 yards. C. Catanzaro kicks a 45-yard field goal at 11:23. Kickoff results in a touchback. C. Michael rushed for 10 yards. R. Wilson passes to J. Graham for 13 yards. R. Wilson passes to J. Graham for 14 yards. S. Hauschka kicks a 36-yard field goal at 6:42. Kickoff results in a touchback. C. Palmer passes to I. Momah for 27 yards. C. Palmer passes to J. Nelson for 40 yards. C. Catanzaro 24-yard field goal attempt no good. Turnover on downs. Drive begins on the Sea. 20. R. Wilson passes to J. Kearse for 31 yards. R. Wilson passes to D. Baldwin for 27 yards. S. Hauschka 28-yard field goal attempt no good. Turnover on downs. Drive begins on Ari. 20. C. Palmer passes to L. Fitzgerald for 19 yards. Time expires.

\* **Oct. 30, 2016—Cincinnati Bengals 27, Washington Redskins 27**, at Wembley Stadium, London; Washington wins toss. Touchback. K. Cousins passes to P. Garcon for 16 yards. K. Cousins passes to C. Thompson for 13 yards. T. Way punts for 35 yards. A. Erickson returns the punt 7 yards. Drive begins on the Cin. 17. A. Dalton passes to G. Bernard for 14 yards. J. Hill rushes for 8 yards. A. Dalton

## OVERTIME GAMES

rushes for 14 yards. K. Huber punts for 41 yards. No return. FC Interference penalty on D. Dennard. Drive begins on the Was. 22. K. Cousins passes to J. Reed for 14 yards. K. Cousins passes to P. Garcon for 12 yards. R. Kelley rushes for 16 yards. D. Hopkins 34-yard field goal attempt no good. Turnover on downs. Drive begins on the Cin. 24. A. Dalton passes to T. Boyd for 9 yards. Turnover-A. Dalton fumbles, recovered by A. Lanier. Drive begins on Cin. 47. K. Cousins passes to J. Reed for 8 yards. Time expires.

**Oct. 30, 2016—Oakland Raiders 30, Tampa Bay Buccaneers 24**, at Tampa Bay; Oakland wins toss. Touchback. D. Carr passes to M. Crabtree for 45 yards. J. Richard rushes for 5 yards. S. Janikowski 52-yard field goal attempt no good. Turnover on downs. Drive begins on TB 42. J. Winston passes to M. Evans for 5 yards. B. Anger punts for 53 yards. Touchback. D. Carr passes to M. Crabtree for 5 yards. L. Murray rushes for 19 yards. D. Carr passes to M. Crabtree for 41 yards. D. Carr passes to A. Copper for 20 yards. D. Carr sacked by J. Adjei-Barimah. D. Carr passes to C. Walford for 13 yards. D. Carr passes to M. Crabtree for 10 yards. M. King punts for 32 yards. Drive begins on Tampa Bay 11. A. Smith rushes for 5 yards, fumbles and recovers for no gain. B. Anger punts for 42 yards. Drive begins on Oakland 40. D. Carr passes to L. Murray for 12 yards. D. Carr passes to M. Crabtree for 7 yards. D. Carr passes to S. Roberts for 41-yard touchdown at 1:45.

**#Oct. 30, 2016—Dallas Cowboys 29, Philadelphia Eagles 23**, at Dallas; Dallas wins toss. Touchback. D. Prescott passes to T. Williams for 10 yards. D. Prescott passes to C. Beasley for 24 yards. D. Prescott passes to C. Beasley for 7 yards. E. Elliott rushes for 12 yards. D. Prescott passes to E. Elliott for 10 yards. D. Prescott passes to J. Witten for a 5-yard touchdown at 7:48.

**Nov. 6, 2016—Detroit Lions 22, Minnesota Vikings 16**, at Minnesota; Detroit wins toss. Drive begins on Detroit 13. M. Stafford passes to G. Tate for 8 yards. M. Stafford passes to E. Ebron for 23 yards. M. Stafford passes to G. Tate for 12 yards. T. Reddick rushes for 5 yards. M. Stafford sacked by E. Griffen. Penalty-Defensive Pass Interference on X. Rhodes, 13 yards. M. Stafford passes to G. Tate for a 28-yard touchdown at 8:21.

**#Nov. 27, 2016—Kansas City Chiefs 30, Denver Broncos 27**, at Denver; Denver wins toss. Touchback. D. Booker rushes for 7 yards. T. Siemian passes to D. Thomas for 11 yards. T. Siemian passes to D. Booker for 22 yards. Penalty-Defensive Pass Interference on K. Archer, 12 yards. T. Siemian sacked by T. Hali. B. McManus kicks a 44-yard field goal at 8:51. D. Thomas returns kickoff 41 yards. Drive begins on Kansas City 35. A. Smith passes to T. Hill for 5 yards. A. Smith passes to T. Kelce for 21 yards. S. Ware rushes for 7 yards. C. Santos kicks 37-yard field goal at 4:19. Touchback. T. Siemian rushes for 8 yards. D. Booker rushes for 6 yards. K. Bibbs rushes for 7 yards. T. Siemian passes to A. Derby for 10 yards. B. McManus 62-yard field goal attempt is no good. Turnover on downs. Drive begins on Denver 48. A. Smith rushes for 6 yards. A. Smith passes to T. Hill for 11 yards. A. Smith passes to T. Kelce for 16 yards. C. Santos kicks a 34-yard field goal at :02.

**Dec. 11, 2016—New York Jets 23, San Francisco 49ers 17**, at San Francisco; San Francisco wins toss. Touchback. C. Kaepernick passes to G. Celek for 5 yards. C. Hyde rushes for 25 yards. C. Kaepernick passes to C. Harper for 8 yards. Turnover on downs. Drive begins on New York 37. B. Powell rushes for 8 yards. B. Petty passes to R. Anderson for 26 yards. B. Powell rushes for 9 yards. B. Powell rushes for a 19-yard touchdown at 8:35.

**Dec. 24, 2016—Miami Dolphins 34, Buffalo Bills 31**, at Buffalo; Buffalo wins toss. Touchback. T. Taylor passes to C. Clay for 11 yards. M. Gillislee rushes for 35 yards. T. Taylor passes to S. Watkins for 14 yards. R. Bush rushes for a loss of 8 yards. D. Carpenter 45-yard field goal is no good. Turnover on downs. Drive begins on Miami 35. J. Ajayi rushes for 9 yards. K. Drake rushes for 6 yards. M. Darr punts 41 yards. Drive starts on Buffalo 4. L. McCoy rushes for 6 yards. L. McCoy rushes for 5 yards. T. Taylor rushes for 5 yards. T. Taylor passes to C. Clay for 16 yards. T. Taylor passes to S. Watkins for 7 yards. C. Schmidt punts 44 yards. Drive begins on Miami 15. J. Ajayi rushes for 57 yards. J. Ajayi rushes for 8 yards. J. Ajayi rushes for 6 yards. A. Franks kicks a 27-yard field goal at :47.

**Jan. 1, 2017—Pittsburgh Steelers 27, Cleveland Browns 24**, at Pittsburgh; Cleveland wins toss. Kickoff returned 24 yards by M. Alford. Drive begins on Cleveland 19. R. Griffin passes to T. Pryor for 9 yards. R. Griffin passes to A. Hawkins for 9 yards. G. Atkinson III

rushes for 11 yards. R. Griffin passes to C. Coleman for 10 yards. R. Griffin rushes for 9 yards. I. Crowell rushes for 8 yards. R. Griffin passes to C. Coleman for 11 yards. R. Griffin passes to C. Coleman for 5 yards. R. Griffin passes to A. Hawkins for a loss of 14 yards. C. Parkey kicks 34-yard field goal at 7:21. Touchback. L. Jones passes to E. Rogers for 6 yards. L. Jones passes to C. Hamilton for 11 yards. L. Jones passes to E. Rogers for 19 yards. L. Jones passes to E. Rogers for 8 yards. L. Jones passes to D. Ayers for 6 yards. L. Jones passes to C. Hamilton for 26-yard touchdown at 2:57.

**Sept. 17, 2017—Arizona Cardinals 16, Indianapolis Colts 13**, at Indianapolis; Indianapolis wins toss. Q. Bray returns kickoff 30 yards. Drive begins on Ind. 26. T. Mathieu interception. Drive begins on Ind. 21. P. Dawson kicks 30-yard field goal at 8:05.

**Sept. 24, 2017—Chicago Bears 23, Pittsburgh Steelers 17**, at Chicago; Chicago wins toss. D. Thompson returns kickoff 18 yards. Drive begins on Chi. 26. T. Cohen rushes for 36 yards. J. Howard rushes for 18 yards. J. Howard rushes for 19-yard touchdown at 8:34.

**Sept. 24, 2017—Green Bay Packers 27, Cincinnati Bengals 24**, at Green Bay; Cincinnati wins toss. Touchback. K. Huber punts 58 yards. Drive begins at GB 21. A. Rodgers passes to G. Allison for 72 yards. M. Crosby kicks 27-yard field goal at 6:26.

**Oct. 1, 2017—New York Jets 23, Jacksonville Jaguars 20**, at New York Jets; Jaguars win toss. Touchback. Defensive Pass Interference on B. Skrine. B. Nortman punts for 51 yards. Drive begins on NYJ 3. L. Edwards punts for 40 yards. Drive begins on Jax. 50. B. Nortman punts for 34 yards. Drive begins on NYJ 9. J. McCown passes to R. Anderson for 8 yards. L. Edwards punts 70 yards. Drive begins on Jax. 3. B. Nortman punts 45 yards. Drive begins on Jax. 25. C. Catanzaro kicks 41-yard field goal at :32.

**Oct. 1, 2017—Arizona Cardinals 18, San Francisco 49ers 15**, at Arizona; 49ers win toss. V. Bolden returns the kickoff 27 yards. Drive begins on SF 22. Defensive pass interference on P. Peterson. B. Hoyer passes to P. Garcon for 11 yards. B. Hoyer passes to T. Taylor for 8 yards. K. Juszczyk rushes for 8 yards. B. Hoyer passes to C. Hyde for 9 yards. R. Gould kicks 23-yard field goal at 2:28. Touchback. C. Palmer passes to A. Ellington for 11 yards. C. Palmer passes to A. Ellington for 11 yards. C. Palmer passes to Ja. Brown for 17 yards. C. Palmer passes to Ja. Brown for 11 yards. Defensive pass interference on J. Ward. C. Palmer passes to L. Fitzgerald for 19-yard touchdown at :38.

**Oct. 8, 2017—Indianapolis Colts 26, San Francisco 49ers 23**, at Indianapolis; Colts win toss. Touchback. Defensive holding penalty on R. Robinson. J. Brissett passes to D. Moncrief for 15 yards. J. Brissett passes to T. Hilton for 46 yards. R. Armstrong interception. Drive begins on SF 28. Defensive pass interference on P. Desir. B. Pinion punts 37 yards. Drive begins on Ind. 18. M. Mack rushes for 35 yards. A. Vinatieri kicks 51-yard field goal at 1:43.

**Oct. 15, 2017—Chicago Bears 27, Baltimore Ravens 24**, at Baltimore; Bears win toss. T. Cohen returns the kickoff 23 yards. Drive begins at Chi. 20. J. Howard rushes for 10 yards. P. O'Donnell punts 28 yards. Drive begins at Bal. 40. S. Koch punts 45 yards. Drive begins at Chi 7. J. Howard rushes for 53 yards. M. Trubisky passes to K. Wright for 18 yards. C. Barth kicks 40-yard field goal at 2:11.

**Oct. 22, 2017—Tennessee Titans 12, Cleveland Browns 9**, at Cleveland. Cleveland wins toss. Touchback. B. Colquitt punts 38 yards. Drive begins at Ten. 36. M. Mariota passes to D. Walker for 16 yards. B. Kern punts 44 yards. Drive begins at Cle. 20. B. Colquitt punts 53 yards. Drive begins at Cle. 49. M. Mariota passes to R. Matthews for 8 yards. R. Succop kicks 47-yard field goal at 2:00.

**Nov. 12, 2017—Jacksonville Jaguars 20, Los Angeles Chargers 17**, at Jacksonville; Jacksonville wins toss. C. Grant returns the kickoff 28 yards. Drive begins on Jax. 29. B. Bortles passes to L. Fournette for 8 yards. L. Fournette rushes for 1 yard. B. Nortman punts 37 yards. Drive begins at LAC 10. A. Bouye interception. Drive begins on LAC 17. J. Lambo kicks 30-yard field goal at 3:17.

**Nov. 19, 2017—New Orleans Saints 34, Washington Redskins 31**, at New Orleans; Washington wins toss. Touchback. T. Way punts 60 yards. Drive begins at NO 39. M. Ingram rushes for 20 yards. M. Ingram rushes for 31 yards. W. Lutz kicks 28-yard field goal at 7:28.

**Nov. 19, 2017—New York Giants 12, Kansas City Chiefs 9**, at New York Giants; Kansas City wins toss. A. Hunt returns the kick 18 yards. Drive begins at KC 22. A. Smith passes to R. Travis for 11 yards. D. Colquitt punts 52 yards. Drive begins at NYG 18. O. Dark-

wa rushes for 10 yards. E. Manning passes to T. King for 13 yards. E. Manning passes to R. Lewis for 10 yards. E. Manning passes to R. Lewis for 34 yards. A. Rosas kicks 23-yard field goal at 1:57.

**Dec. 3, 2017—Green Bay Packers 26, Tampa Bay Buccaneers 20**, at Green Bay; Green Bay wins toss. T. Davis returns the kick 27 yards. Drive begins at GB 28. B. Hundley rushes for 7 yards. B. Hundley rushes for 18 yards. B. Hundley passes to J. Williams for 12 yards. A. Jones rushes for 20-yard touchdown at 6:08.

**Dec. 10, 2017—Buffalo Bills 13, Indianapolis Colts 7**, at Buffalo; Buffalo wins toss. B. Tate returns for 10 yards. Drive begins at Buf. 24. J. Webb rushes for 12 yards. J. Webb rushes for 9 yards. C. Schmidt punts 31 yards. Drive begins at Ind. 10. F. Gore rushes for 10 yards. R. Sanchez punts 34 yards. Drive begins at Buf. 35. J. Webb passes to D. Thompson for 34 yards. L. McCoy rushes for 21-yard touchdown at 1:39.

**Dec. 10, 2017—Green Bay Packers 27, Cleveland Browns 21**, at Cleveland; Cleveland wins toss. Touchback. J. Jones interception. Drive begins at Cle. 42. B. Hundley passes to D. Adams for 5 yards. B. Hundley passes to D. Adams for 25-yard touchdown at 5:12.

**September 9, 2018—Pittsburgh Steelers 21, Cleveland Browns 21**, at Cleveland; Cleveland wins toss. Touchback. B. Colquitt punts for 49 yards. Drive begins on PIT 26. J. Berry punts for 53 yards. Drive begins on CLE 19. B. Colquitt punts for 29 yards. Drive begins on PIT 45. C. Boswell 42-yard field goal is no good, wide left. B. Colquitt punts for 52 yards. Drive begins on PIT 16. B. Roethlisberger sacked at PIT 33 for -5 yards, fumble recovery by CLE-J. Schobert at PIT 40. Z. Gonzalez 43-yard field goal is blocked.

**September 16, 2018—Minnesota Vikings 29, Green Bay Packers 29**, at Green Bay; Minnesota wins toss. H. Hill returns kickoff 28 yards. Drive begins on MIN 30. D. Carlson 49-yard field goal is no good, wide right. Drive begins on GB 39. J. Scott punts for 47 yards. Touchback. K. Cousins passes to A. Thielen for 25 yards. D. Carlson 35-yard field goal is no good, wide right.

**September 23, 2018—New Orleans Saints 43, Atlanta Falcons 37**, at Atlanta; New Orleans wins toss. T. Hill returns kickoff off 23 yards. Drive begins on NO 20. D. Brees passes to M. Thomas for 23 yards. D. Brees passes to A. Kamara for 9 yards. D. Brees rushes for 1-yard touchdown at 2:58.

**September 30, 2018—Tennessee Titans 26, Philadelphia Eagles 23**, at Tennessee; Philadelphia wins toss. Touchback. C. Wentz passes to A. Jeffery for 14 yards. J. Ajayi rushes for 15 yards. J. Elliott kicks 37-yard field goal at 6:23. Touchback. M. Mariota passes to T. Taylor for 19 yards. Defensive pass interference on S. Jones. M. Mariota rushes for 17 yards. M. Mariota passes to D. Lewis for 17 yards. M. Mariota passes to C. Davis for 10-yard touchdown at :17.

**September 30, 2018—Houston Texans 37, Indianapolis Colts 34**, at Indianapolis; Indianapolis wins toss. Touchback. A. Luck passes to N. Hines for 13 yards. A. Luck passes to M. Johnson for 8 yards. A. Vinatieri kicks 44-yard field goal at 6:04. Touchback. D. Watson passes to K. Coutee for 19 yards. D. Watson passes to S. Coates for 12 yards. K. Fairbairn kicks 29-yard field goal at 1:54. Touchback. A. Luck passes incomplete to C. Rogers. Drive begins on IND 43. D. Watson passes to D. Hopkins for 24 yards. K. Fairbairn kicks 37-yard field goal at :03.

**September 30, 2018—Oakland Raiders 45, Cleveland Browns 42**, at Oakland; Oakland wins toss. Touchback. D. Carr passes to A. Cooper for 36 yards. M. McCrane 50-yard field goal is no good, wide left. Drive begins on CLE 40. B. Colquitt punts for 48 yards. D. Harris returns punt for 12 yards. Drive begins on OAK 19. D. Carr passes to J. Cook for 24 yards. D. Carr passes to A. Cooper for 14 yards. M. Lynch rushes for 11 yards. M. McCrane kicks 29-yard field goal at 1:50.

**October 7, 2018—Cleveland Browns 12, Baltimore Ravens 9**, at Cleveland; Cleveland wins toss. Touchback. B. Colquitt punts for 56 yards. Drive begins on BAL 13. J. Flacco passes to C. Moore for 20 yards. S. Koch punts for 41 yards. Drive begins at CLE 14. B. Mayfield passes to J. Landry for 27 yards. Roughing the passer on T. Jefferson. B. Mayfield passes incomplete to J. Landry. Drive begins on BAL 39. S. Koch punts 56 yards, J. Peppers returns punt for 11 yards. Drive begins on CLE 16. B. Mayfield passes to D. Willies for 39 yards. D. Johnson rushes for 15 yards. G. Joseph kicks 37-yard field goal at :06.

**# October 7, 2018—Houston Texans 19, Dallas Cowboys 16**, at Houston; Dallas wins toss. Touchback. C. Jones punts for 32 yards, fair catch by T. Ervin. Drive begins on HOU 10. D. Watson passes to D. Hopkins for 49 yards. K. Fairbairn kicks 36-yard field goal at 1:55.

**October 14, 2018—Miami Dolphins 31, Chicago Bears 28**, at Miami. Miami wins toss; Touchback. B. Osweiler passes to K. Stills for 35 yards. K. Drake rushes for no gain, fumble recovery by CHI-E. Goldman at CHI 1. Touchback. J. Howard rushes for 19 yards. C. Parkey 53-yard field goal is no good, wide right. Drive begins on MIA 43. B. Osweiler passes to K. Drake for 15 yards. J. Sanders kicks 47-yard field goal at :03.

**October 21, 2018—Tampa Bay Buccaneers 26, Cleveland Browns 23**, at Tampa Bay; Cleveland wins toss. Touchback. B. Colquitt punts for 54 yards. A. Humphries returns punt -6 yards. Drive begins at TB 11. J. Collins interception. Drive begins on TB 45. B. Colquitt punts for 45 yards. Touchback. B. Anger punts for 54 yards. J. Peppers returns punt for 14 yards, fumble recovery by TB-I. Johnson. Drive begins on CLE 48. J. Winston passes to D. Jackson for 14 yards. C. Catanzaro kicks 59-yard field goal at 1:55.

**December 2, 2018—New York Giants 30, Chicago Bears 27**, at New York; Giants win toss. Touchback. S. Barkley rushes for 29 yards. A. Rosas kicks 44-yard field goal at 6:00. Touchback. C. Daniel passes to A. Robinson II for 10 yards. C. Daniel passes incomplete to T. Gabriel.

**December 9, 2018—Kansas City Chiefs 27, Baltimore Ravens 24**, at Kansas City; Kansas City wins toss. Touchback. P. Mahomes passes to T. Hill for 18 yards. H. Butker kicks 35-yard field goal at 4:46. Touchback. L. Jackson passes to W. Snead IV for 14 yards. R. Griffin III passes incomplete to W. Snead IV.

**December 9, 2018—Dallas Cowboys 29, Philadelphia Eagles 23**, at Dallas; Dallas wins toss. Touchback. E. Elliott rushes for 10 yards D. Prescott passes to A. Cooper for 12 yards. D. Prescott passes to A. Cooper for 15-yard touchdown at 2:00.

**December 16, 2018—San Francisco 49ers 26, Seattle Seahawks 23**, at San Francisco; Seattle wins toss. T. Lockett muffs catch, and recovers at SEA 11. T. Lockett to SEA 14 for 3 yards. M. Dickson punts 59 yards, T. Taylor returns punt for 15 yards. Drive begins on SF 38. Defensive Pass Interference on SL. Griffin. J. Wilson rushes for 16 yards. R. Gould kicks 36-yard field goal at 3:11.

**December 23, 2018—Green Bay Packers 44, New York Jets 38**, at New York; Green Bay wins toss. Touchback. Defensive Pass Interference on T. Johnson. A. Rodgers passes to D. Adams for 16-yard touchdown at 6:28.

**September 8, 2019—Detroit Lions 27, Arizona Cardinals 27**, at Arizona; Arizona wins toss. Touchback. Drive begins on ARI 25. Z. Gonzalez 28-yard field goal is good. Touchback. Drive begins on DET 25. M. Prater 33-yard field goal is good. Touchback. Drive begins on ARI 25. A. Lee punts 41 yards. Drive begins on DET 5. M. Stafford fourth-down pass incomplete at 0:00.

**September 8, 2019—Los Angeles Chargers 30, Indianapolis Colts 24**, at Los Angeles; L.A. Chargers win toss. Touchback. Drive begins on LAC 25. A. Ekeler 7-yard touchdown run at 5:01.

**October 6, 2019—Baltimore Ravens 26, Pittsburgh Steelers 23**, at Pittsburgh; Pittsburgh wins toss and defers; Baltimore elects to receive. Touchback. BAL drive begins on BAL 25. S. Koch punts 47 yards. Drive begins on PIT 32. M. Humphrey recovers J. Smith-Schuster fumble. Drive begins at PIT 34. J. Tucker 46-yard field goal is good at 5:26.

**November 3, 2019—Seattle Seahawks 40, Tampa Bay Buccaneers 34**, at Seattle; Seattle wins toss. Touchback. Drive begins on SEA 25. R. Wilson 10-yard touchdown pass to J. Hollister at 6:22.

\* **November 11, 2019—Seattle Seahawks 27, San Francisco 49ers 24**, at San Francisco; Seattle wins toss. Touchback. Drive begins on SEA 25. R. Wilson pass intercepted by D. Greenlaw, returned 47 yards. Drive begins on SEA 49. C. McLaughlin 47-yard field-goal attempt is no good, wide left. Drive begins on SEA 37. M. Dickson punts 35 yards. Drive begins on SF 20. M. Wishnowsky punts 48 yards. Drive begins on SEA 36.



## OVERTIME GAMES

J.Myers 42-yard field goal is good at 0:00.

\* **December 9, 2019—Philadelphia Eagles 23, New York Giants 17**, at Philadelphia; Philadelphia wins toss. Touchback. Drive begins on PHI 25. C.Wentz 2-yard touchdown pass to Z.Ertz at 5:10.

**December 22, 2019—Miami Dolphins 38, Cincinnati Bengals 35**, at Miami; Miami wins toss. Touchback. Drive begins on MIA 25. M.Haack punts 49 yards. Drive begins on CIN 5. K.Huber punts 51 yards. Drive begins on MIA 40. M.Haack punts 50 yards. Drive begins on CIN 36. K.Huber punts 30 yards. Drive begins on MIA 30. J.Sanders 37-yard field goal is good at 0:00.

**December 22, 2019—New York Giants 41, Washington Redskins 35**, at Washington; Giants win toss. D.Scott returns kickoff 35 yards. Drive begins on NYG 34. D.Jones 3-yard touchdown pass to K.Smith at 4:15.

**December 29, 2019—Atlanta Falcons 28, Tampa Bay Buccaneers 22**, at Tampa Bay; Tampa Bay wins toss. Touchback. Drive begins on TB 25. J.Winston pass intercepted by D.Jones, returned 27 yards for touchdown at 9:53.

**September 20, 2020—Kansas City Chiefs 23, Los Angeles Chargers 20**, at Los Angeles; Los Angeles wins toss. Touchback. Drive begins on LAC 25. T.Long punts 61 yards. Drive begins on KC 21. H.Butker 58-yard field goal is good at 2:00.

**September 27, 2020—Cincinnati Bengals 23, Philadelphia Eagles 23**, at Philadelphia; Cincinnati wins toss. Touchback. Drive begins on CIN 25. K.Huber punts 46 yards. Drive begins on PHI 11. C.Johnston punts 56 yards. Drive begins on CIN 41. K.Huber punts 48 yards. Drive begins on PHI 23. C.Johnston punts 43 yards. Drive begins on CIN 9. K.Huber punts 49 yards. Drive begins on PHI 45. C.Johnston punts 40 yards. Drive begins on CIN 11. J.Mixon run for 9 yards at 0:00.

\* **October 12, 2020—New Orleans Saints 30, Los Angeles Chargers 27**, at New Orleans; New Orleans wins toss. A.Kamara returns kickoff 31 yards. Drive begins on NO 34. W.Lutz 36-yard field goal is good. Touchback. Drive begins on LAC 25. J.Herbert fourth-down pass short of line to gain at 4:23.

**October 18, 2020—Tennessee Titans 42, Houston Texans 36**, at Tennessee; TEN wins toss. K.Raymond returns kickoff 18 yards. Drive begins on TEN 18. D.Henry 5-yard touchdown run at 6:35.

# **October 25, 2020—Arizona Cardinals 37, Seattle Seahawks 34**, at Arizona; Seattle wins toss. Touchback. Drive begins on SEA 25. M.Dickson punts 48 yards. Drive begins on ARZ 28. Z.Gonzalez 41-yard field-goal attempt is no good, wide left. Drive begins on SEA 31. R.Wilson pass attempt is intercepted. Drive begins on SEA 49. Z.Gonzalez 48-yard field goal is good at 0:20.

**November 1, 2020—New Orleans Saints 26, Chicago Bears 23**, at Chicago; New Orleans wins toss. Touchback. Drive begins on NO 25. T.Morstead punts 31 yards. Drive begins on CHI 19. P.O'Donnell punts 55 yards. Drive begins on NO 32. W.Lutz 35-yard field goal is good at 1:40.

**November 22, 2020—Tennessee Titans 30, Baltimore Ravens 24**, at Baltimore; Baltimore wins toss. Touchback. Drive begins on BLT 25. S.Koch punts 46 yards. Drive begins on TEN 27. D.Henry 29-yard touchdown run at 5:29.

**November 22, 2020—Indianapolis Colts 34, Green Bay Packers 31**, at Indianapolis; Green Bay wins toss. D. Shepherd returns kickoff 14 yards. Drive begins on GB 22. M.Valdes-Scantling fumble. Drive begins at GB 29. R.Blankenship 39-yard field goal is good at 7:15.

**December 6, 2020—Minnesota Vikings 27, Jacksonville Jaguars 24**, at Minnesota; Minnesota wins toss. A.Abdullah returns kickoff 24 yards. Drive begins at MIN 24. B.Colquitt punts 52 yards. Drive begins at JAX 18. M.Glennon pass attempt is intercepted. Drive begins at JAX 46. D.Bailey 23-yard field goal is good at 1:53.

# **December 17, 2020—Los Angeles Chargers 30, Las Vegas Raiders 27**, at Las Vegas; Las Vegas wins toss. Touchback. Drive begins on LV 25. D.Carlson 23-yard field goal is good. Touchback. Drive begins on LAC 25. J.Herbert 1-yard touchdown run at 1:32.

**Sept. 12, 2021—Cincinnati Bengals 27, Minnesota Vikings 23**, at Cincinnati. Cincinnati wins toss. Touchback. Drive begins at

CIN 25. K.Huber punts 43 yards. Drive begins at MIN 21. J.Berry punts 63 yards. Drive begins at CIN 10. K.Huber punts 61 yards. Drive begins at MIN 37. D.Cook fumble recovered by G.Pratt. Drive begins at CIN 39. E.McPherson 33-yard field goal is good at 0:00.

\* **Sept. 13, 2021—Las Vegas Raiders 33, Baltimore Ravens 27**, at Las Vegas. Las Vegas wins toss. Touchback. Drive begins at LV 25. D.Carr pass intercepted by A.Averett. Drive begins at BAL 20. L.Jackson sacked by C.Nassib, fumbles, recovered by D.Philon. Drive begins at BAL 27. D.Carr 31-yard touchdown pass to Z.Jones at 3:38.

**Sept. 19, 2021—Tennessee Titans 33, Seattle Seahawks 30**, at Seattle. Tennessee wins toss. C.Rogers 16-yard return. Drive begins at TEN 18. B.Kern punts 53 yards. Drive begins at SEA 13. M.Dickson punts 47 yards. Drive begins at SEA 39. R.Bullock 36-yard field goal is good at 4:45.

**Sept. 26, 2021—Las Vegas Raiders 31, Miami Dolphins 28**, at Las Vegas. Las Vegas wins toss. Touchback. Drive begins at LV 25. D.Carlson 38-yard field goal is good at 6:27. Touchback. Drive begins at MIA 25. J.Sanders 50-yard field goal is good at 2:49. Touchback. Drive begins at LV 25. D. Carlson 22-yard field goal is good at 0:00.

**Oct. 3, 2021—New York Giants 27, New Orleans Saints 21**, at New Orleans. N.Y. Giants win toss. Touchback. Drive begins at NYG 25. S.Barkley 6-yard touchdown run at 4:54.

**Oct. 3, 2021—New York Jets 27, Tennessee Titans 24**, at New York. Tennessee wins toss. Drive begins at NYJ 25. M.Ammendola 22-yard field goal is good. Touchback. R.Bullock 49-yard field-goal attempt is no good.

**Oct. 10, 2021—Green Bay Packers 25, Cincinnati Bengals 22**, at Cincinnati. Cincinnati wins toss. B.Wilson 26-yard return. Drive begins at CIN 25. J.Burrow pass intercepted by D.Campbell. Drive begins at CIN 17. M.Crosby 40-yard field-goal attempt is no good. Drive begins at CIN 30. E.McPherson 49-yard field-goal attempt is no good. Drive begins at GB 39. M.Crosby 49-yard field goal is good at 1:55.

\* **Oct. 11, 2021—Baltimore Ravens 31, Indianapolis Colts 25**, at Baltimore. Baltimore wins toss. D.Duvernay 27-yard return. Drive begins at BAL 32. L.Jackson 5-yard touchdown pass to M.Brown at 5:24.

**Oct. 17, 2021—Minnesota Vikings 34, Carolina Panthers 28**, at Carolina. Minnesota wins toss. Touchback. Drive begins at MIN 25. K.Cousins 27-yard touchdown pass to K.Osborn at 5:48.

**Oct. 17, 2021—Dallas Cowboys 35, New England Patriots 29**, at New England. New England wins toss. Touchback. Drive begins at NE 25. J.Bailey punts 34 yards. Drive begins at DAL 20. D.Prescott 35-yard touchdown pass to C.Lamb at 3:52.

# **Oct. 17, 2021—Pittsburgh Steelers 23, Seattle Seahawks 20**, at Pittsburgh. Seattle wins toss. D.Dallas 25-yard return. Drive begins at SEA 27. M.Dickson punts 47 yards. Drive begins at PIT 20. P.Harvin punts 56 yards. Drive begins at SEA 15. G.Smith sacked by T.Watt, fumbles, recovered by D.Bush. Drive begins at SEA 16. C.Boswell 37-yard field goal is good at 2:50.

**Oct. 31, 2021—Tennessee Titans 34, Indianapolis Colts 31**, at Indianapolis. Indianapolis wins toss. A.Dulin 31-yard return. Drive begins at IND 30. R.Sanchez punts 38 yards. Drive begins at TEN 28. B.Kern punts 49 yards. Drive begins at IND 15. C.Wentz pass intercepted by K.Byard. Drive begins at IND 32. R.Bullock 44-yard field goal is good at 4:03.

**Nov. 7, 2021—Baltimore Ravens 34, Minnesota Vikings 31**, at Baltimore. Baltimore wins toss. Touchback. Drive begins at BAL 25. L.Jackson pass intercepted by A.Barr. Drive begins at MIN 38. J.Berry punts 41 yards. Drive begins at BAL 10. J.Tucker 36-yard field goal is good at 0:16.

**Nov. 14, 2021—Detroit Lions 16, Pittsburgh Steelers 16**, at Pittsburgh. Detroit wins toss. G.Igwebuike 28-yard return. Drive begins at DET 26. J.Fox punts 33 yards. Drive begins at PIT 17. D.Johnson fumble recovered by A.Oruwayiye. Drive begins at DET 45. R.Santoso 48-yard field-goal attempt is no good. Drive begins at PIT 38. P.Harvin punts 50 yards. Drive begins at DET 45. J.Fox punts 47 yards. Drive begins at PIT 11. P.Freiermuth fumble recovered by T.Flowers. Drive begins at DET 38. Time expires.

+ **Nov. 25, 2021—Las Vegas Raiders 36, Dallas Cowboys 33**, at

## OVERTIME GAMES

- Dallas. Dallas wins toss. T.Pollard 11-yard return. Drive begins at DAL 7. B.Anger 59-yard punt. Drive begins at LV 22. D.Carson 29-yard field goal is good at 4:28.
- Dec. 12, 2021—San Francisco 49ers 26, Cincinnati Bengals 23**, at Cincinnati. Cincinnati wins toss. Touchback. Drive begins at CIN 25. E.McPherson 41-yard field goal is good. Touchback. Drive begins at SF 25. J.Garoppolo 12-yard touchdown pass to B.Aiyuk at 1:53.
- Dec. 12, 2021—Tampa Bay Buccaneers 33, Buffalo Bills 27**, at Tampa Bay. Buffalo wins toss. Touchback. Drive begins at BUF 25. M.Haack punts 63 yards. Drive begins at TB 6. T.Brady 58-yard touchdown pass to B.Perriman at 5:31.
- # **Dec. 16, 2021—Kansas City Chiefs 34, Los Angeles Chargers 28**, at Los Angeles. Kansas City wins toss. Touchback. Drive begins at KC 25. P.Mahomes 34-yard touchdown pass to T.Kelce at 8:45.
- Jan. 9, 2022—Pittsburgh Steelers 16, Baltimore Ravens 13**, at Baltimore. Baltimore wins toss. D.Duvernay 18-yard return. Drive begins at BAL 24. S.Koch punts 36 yards. Drive begins at PIT 17. C.Boswell 36-yard field goal is good at 1:56.
- Jan. 9, 2022—San Francisco 49ers 27, Los Angeles Rams 24**, at Los Angeles. San Francisco wins toss. Touchback. Drive begins at SF 25. R.Gould 24-yard field goal is good. B.Powell 22-yard return. Drive begins at LA 18. M.Stafford pass intercepted by A.Thomas.
- # **Jan. 9, 2022—Las Vegas Raiders 35, Los Angeles Chargers 32**, at Las Vegas. Las Vegas wins toss. Touchback. Drive begins at LV 25. D.Carson 40-yard field goal is good. Touchback. Drive begins at LAC 25. D.Hopkins 41-yard field goal is good. Touchback. Drive begins at LV 25. D.Carson 47-yard field goal is good at 0:00.
- Sept. 11, 2022—Pittsburgh Steelers 23, Cincinnati Bengals 20**, at Cincinnati. Pittsburgh wins toss. Touchback. Steelers drive begins at PIT 25. P.Harvin punts 48 yards. Bengals drive begins at CIN 25. E.McPherson 29-yard FG attempt is no good. Steelers drive begins at PIT 20. C.Boswell 55-yard FG attempt is no good. Bengals drive begins at CIN 45. K.Huber punts 50 yards. Steelers drive begins at PIT 20. C.Boswell 53-yard field goal is good at 0:00.
- Sept. 11, 2022—Indianapolis Colts 20, Houston Texans 20**, at Houston. Houston wins toss. Kickoff out of bounds. Texans drive begins at HOU 40. C.Johnston punts 52 yards. Colts drive begins at IND 31. R.Blankenship 42-yard FG attempt is no good. Texans drive begins at HOU 32. C.Johnston punts 43 yards. Colts drive begins at IND 6. Time expires.
- Sept. 18, 2022—Arizona Cardinals 29, Las Vegas Raiders 23**, at Las Vegas. Arizona wins toss. Touchback. Cardinals drive begins at ARI 25. Turnover on downs. Raiders drive begins at LV 37. I.Simmons forces H.Renflow fumble recovered by B.Murphy and returned 59 yards for touchdown at 3:51.
- Oct. 2, 2022—Green Bay Packers 27, New England Patriots 24**, at Green Bay. Green Bay wins toss. Touchback. Packers drive begins at GB 25. P.O'Donnell punts 43 yards. Patriots drive begins at NE 49. J.Bailey punts 36 yards. Packers drive begins at GB 10. M.Crosby 31-yard field goal is good at 0:00.
- # **Oct. 6, 2022—Indianapolis Colts 12, Denver Broncos 9**, at Denver. Indianapolis wins toss. Touchback. Colts drive begins at IND 25. C.McLaughlin 48-yard field goal is good at 5:50. Touchback. Broncos drive begins at DEN 25. R.Wilson pass incomplete at IND 5; turnover on downs at 2:33.
- \* **Oct. 17, 2022—Los Angeles Chargers 19, Denver Broncos 16**, at Los Angeles. Denver wins toss. Touchback. Broncos drive begins at DEN 25. C.Waitman punts 58 yards. Chargers drive begins at LAC 19. J.Scott punts 54 yards. Broncos drive begins at DEN 31. C.Waitman punts 47 yards. Chargers drive begins at LAC 19. J.Scott punts 48 yards. D.Leonard recovers muffed punt return. Chargers drive begins at DEN 28. D.Hopkins 39-yard field goal is good at 2:38.
- Oct. 30, 2022—Atlanta Falcons 37, Carolina Panthers 34**, at Atlanta. Atlanta wins toss. A.Williams 13-yard return. Falcons drive begins at ATL 14. M.Mariota pass intercepted by C.Henderson and returned 54 yards. Panthers drive begins at ATL 20. E.Pineiro 32-yard FG attempt is no good. Falcons drive begins at ATL 22. Y.Koo 41-yard field goal is good at 1:55.
- # **Nov. 6, 2022—Kansas City Chiefs 20, Tennessee Titans 17**, at Kansas City. Kansas City wins toss. Touchback. Chiefs drive begins at KC 25. H.Butker 28-yard field goal is good at 4:04. Touchback. Titans drive begins at TEN 25. M.Willis pass incomplete at TEN 9; turnover on downs at 2:09.
- Nov. 13, 2022—Minnesota Vikings 33, Buffalo Bills 30**, at Buffalo. Minnesota wins toss. Touchback. Vikings drive begins at MIN 25. G.Joseph 33-yard field goal is good at 3:42. D.Johnson 27-yard return. Bills drive begins at BUF 28. J.Allen pass intercepted by P.Peterson and returned 7 yards at 1:12.
- Nov. 13, 2022—Green Bay Packers 31, Dallas Cowboys 28**, at Green Bay. Dallas wins toss. Touchback. Cowboys drive begins at DAL 25. D.Prescott pass incomplete; turnover on downs. Packers drive begins at GB 35. M.Crosby 28-yard field goal is good at 3:06.
- Nov. 20, 2022—Las Vegas Raiders 22, Denver Broncos 16**, at Denver. Las Vegas wins toss. A.Abdullah 28-yard return. Raiders drive begins at LV 33. D.Carr 35-yard touchdown pass to D.Adams at 8:24.
- Nov. 27, 2022—Cleveland Browns 23, Tampa Bay Buccaneers 17**, at Cleveland. Tampa Bay wins toss. Touchback. Buccaneers drive begins at TB 25. J.Camarda punts 42 yards. Browns drive begins at CLE 21. C.Bojorquez punts 65 yards. Buccaneers drive begins at TB 19. J.Camarda punts 36 yards. Browns drive begins at CLE 29. N.Chubb 3-yard touchdown run at 0:19.
- Nov. 27, 2022—Las Vegas Raiders 40, Seattle Seahawks 34**, at Seattle. Las Vegas wins toss. Touchback. Raiders drive begins at LV 25. D.Carson 56-yard FG attempt is no good. Seahawks drive begins at SEA 46. M.Dickson punts 35 yards. Raiders drive begins at LV 14. J.Jacobs 86-yard touchdown run at 4:20.
- Dec. 4, 2022—Washington Commanders 20, New York Giants 20**, at N.Y. Giants. New York wins toss. G.Brightwell 19-yard return. Giants drive begins at NYG 27. J.Gillan punts 31 yards. Commanders drive begins at WAS 33. T.Way punts 29 yards. Giants drive begins at NYG 14. J.Gillan punts 40 yards. Commanders drive begins at WAS 10. T.Way punts 48 yards. Giants drive begins at NYG 43. G.Gano 58-yard FG attempt is no good at 0:00.
- # **Dec. 17, 2022—Minnesota Vikings 39, Indianapolis Colts 36**, at Minnesota. Minnesota wins toss. K.Nwangwu 21-yard return. Vikings drive begins at MIN 17. R.Wright punts 26 yards. Colts drive begins at IND 13. M.Haack punts 38 yards. Vikings drive begins at MIN 18. G.Joseph 40-yard field goal is good at 0:03.
- Dec. 18, 2022—Kansas City Chiefs 30, Houston Texans 24**, at Houston. Kansas City wins toss. I.Pacheco 20-yard return. Chiefs drive begins at KC 9 after penalty. T.Townsend punts 42 yards. Texans drive begins at HOU 13. F.Clark sacks D.Mills, forcing fumble recovered by W.Gay. Chiefs drive begins at HOU 26. J.McKinnon 26-yard touchdown run at 5:13.
- Dec. 18, 2022—Jacksonville Jaguars 40, Dallas Cowboys 34**, at Jacksonville. Jacksonville wins toss. Touchback. Jaguars drive begins at JAC 25. L.Cooke punts 48 yards. Cowboys drive begins at DAL 20. D.Prescott pass intercepted by R.Jenkins and returned 52 yards for touchdown at 6:52.
- # **Dec. 25, 2022—Tampa Bay Buccaneers 19, Arizona Cardinals 16**, at Arizona. Arizona wins toss. Touchback. Cardinals drive begins at ARI 25. A.Lee punts 52 yards. Buccaneers drive begins at TB 12. R.Succop 40-yard field goal is good at 3:41.
- Jan. 1, 2023—San Francisco 49ers 37, Las Vegas Raiders 34**, at Las Vegas. Las Vegas wins toss. Touchback. Raiders drive begins at LV 25. J.Stidham pass intercepted by T.Gipson and returned 56 yards. 49ers drive begins at LV 3. R.Gould 23-yard field goal is good at 6:53.
- Jan. 8, 2023—Seattle Seahawks 19, Los Angeles Rams 16**, at Seattle. Seattle wins toss. Seahawks drive begins at SEA 25. M.Dickson punts 52 yards. Rams drive begins at LAR 26. B.Mayfield pass intercepted by Q.Diggs and returned 4 yards. Seahawks drive begins at SEA 36. J.Myers 32-yard field goal is good at 4:34.
- \* **Sept. 11, 2023—New York Jets 22, Buffalo 16**, at New York. Buffalo wins toss. Touchback. Bills drive begins at BUF 25. S.Martin punts 42 yards. X.Gipson returns punt 65 yards for touchdown at 9:02.
- Sept. 17, 2023—Seattle 37, Detroit 31**, at Detroit. Seattle wins toss. Touchback. Seahawks drive begins at SEA 25. T.Lockett 6-yard touchdown pass from G.Smith at 5:41.
- Sept. 17, 2023—Tennessee 17, Los Angeles Chargers 24**, at

## OVERTIME GAMES

Tennessee. Los Angeles wins toss. Touchback. Chargers drive begins at LAC 25. J.Scott punts 47 yards. Titans drive begins at TEN 39. N.Folk 41-yard field goal is good at 5:02.

**Sept. 24, 2023—Indianapolis 22, Baltimore Ravens 19**, at Baltimore. Indianapolis wins toss. Touchback. Colts drive begins at IND 25. R.Sanchez punts 50 yards. Ravens drive begins at IND 48. J.Stout punts 33 yards. Colts drive begins at IND 11. Turnover on downs. Ravens drive begins at BAL 46. Turnover on downs. Colts drive begins at IND 47. M.Gay 53-yard field goal is good at 1:09.

**Oct. 1, 2023—Los Angeles Rams 29, Indianapolis 23**, at Indianapolis. Los Angeles wins toss. Fair catch. Rams drive begins at LAR 25. Colts drive begins at IND 25. P.Nacua 22-yard touchdown pass from M.Stafford at 5:49.

**Oct. 1, 2023—Philadelphia 34, Washington 31**, at Philadelphia. Washington wins toss. Touchback. Commanders drive begins at WAS 25. T.Way punts 29 yards. Eagles drive begins at PHI 41. J.Elliott 54-yard field goal is good at 3:58.

**Oct. 29, 2023—New York Jets 13, New York Giants 10**, at New York Giants. N.Y. Giants win toss. Touchback. Giants drive begins at NYG 25. J.Gillan punts 47 yards. Jets drive begins at NYJ 39. G.Zuerlein 33-yard field goal is good at 6:09.

**Nov. 26, 2023—Philadelphia 37, Buffalo 34**, at Philadelphia. Buffalo wins toss. Touchback. Bills drive begins at BUF 25. T.Bass 40-yard field goal is good at 5:52. Fair catch. Eagles drive begins at PHI 25. J.Hurts 12-yard touchdown run at 2:37.

**Dec. 3, 2023—Indianapolis 31, Tennessee 28**, at Tennessee. Tennessee wins toss. Fair catch. Titans drive begins at TEN 25. N.Folk 46-yard field goal is good at 4:19. Touchback. Colts drive begins at IND 25. M.Pittman 4-yard touchdown pass from G.Minshew at 2:31.

\* **Dec. 4, 2023—Cincinnati 34, Jacksonville 31**, at Jacksonville. Jacksonville wins toss. Touchback. Jaguars drive begins at JAX 25. L.Cooke punts 42 yards. Bengals drive begins at CIN 28. E.McPherson 48-yard field goal is good at 1:45.

**Dec. 10, 2023—Baltimore Ravens 37, Los Angeles Rams 31**, at Baltimore. Baltimore wins toss. Touchback. Ravens drive begins at BAL 25. J.Stout punts 51 yards. Rams drive begins at LAR 25. E.Evans punts 50 yards. T.Wallace returns punt 76 yards for touchdown at 7:42.

# **Dec. 16, 2023—Cincinnati 27, Minnesota 24**, at Cincinnati. Cincinnati wins toss. Touchback. Bengals drive begins at CIN 25. B.Robbins punts 56 yards. Vikings drive begins at MIN 37. Turnover on downs. Bengals drive begins at CIN 42. E.McPherson 29-yard field goal is good at 3:11.

**Dec. 17, 2023—Houston Texans 19, Tennessee 16**, at Tennessee. Tennessee wins toss. Touchback. Titans drive begins at TEN 25. T.Zentner punts 35 yards. Texans drive begins at HOU 27. C.Johnston punts 47 yards. Titans drive begins at TEN 37. T.Zentner punts 38 yards. Texans drive begins at HOU 20. K.Fairbairn 54-yard field goal is good at 0:00.

## POSTSEASON OVERTIME GAMES

**Dec. 28, 1958—Baltimore 23, New York Giants 17**, at New York in NFL Championship Game; Giants win toss. Maynard returns kickoff to Giants' 20. Chandler punts and Taseff returns one yard to Colts' 20. Ameche scores on 1-yard run at 8:15.

**Dec. 23, 1962—Dallas Texans 20, Houston Oilers 17**, at Houston in AFL Championship Game; Texans win toss and kick off. Janick returns kickoff to Oilers' 33. Norton punts and Jackson makes fair catch on Texans' 22. Wilson punts and Janick makes fair catch on Oilers' 45. Robinson intercepts Blanda's pass and returns 13 yards to Oilers' 47. Wilson's punt rolls dead at Oilers' 12. Hull intercepts Blanda's pass and returns 23 yards to midfield. Brooker kicks 25-yard field goal at 17:54.

**Dec. 26, 1965—Green Bay 13, Baltimore 10**, at Green Bay in NFL Divisional Playoff Game; Packers win toss. Moore returns kickoff to Packers' 22. Chandler punts and Haymond returns nine yards to Colts' 41. Gilburg punts and Wood makes fair catch at Packers' 21. Chandler punts and Haymond returns one yard to Colts' 41. Michaels misses 47-yard field goal. Chandler kicks 25-yard field goal at 13:39.

**Dec. 25, 1971—Miami 27, Kansas City 24**, at Kansas City in AFC Divisional Playoff Game; Chiefs win toss. Podolak, after a

lateral from Buchanan, returns kickoff to Chiefs' 46. Stenerud's 42-yard field goal is blocked. Seiple punts and Podolak makes fair catch at Chiefs' 17. Wilson punts and Scott returns 18 yards to Dolphins' 39. Yepremian misses 62-yard field goal. Scott intercepts Dawson's pass and returns 13 yards to Dolphins' 46. Seiple punts and Podolak loses one yard to Chiefs' 15. Wilson punts and Scott makes fair catch on Dolphins' 30. Yepremian kicks 37-yard field goal at 22:40.

**Dec. 24, 1977—Oakland 37, Baltimore 31**, at Baltimore in AFC Divisional Playoff Game; Colts win toss. Raiders start on own 42 following a punt late in the first overtime. Oakland works way into field-goal range on Stabler's 19-yard pass to Branch at Colts' 26. Four plays later, on the second play of the second overtime, Stabler hits Casper with a 10-yard touchdown pass at 15:43.

**Jan. 2, 1982—San Diego 41, Miami 38**, at Miami in AFC Divisional Playoff Game; Chargers win toss. San Diego drives from its 13 to Miami 8. On second-and-goal, Benirschke misses 27-yard field goal attempt wide left at 9:15. Miami has the ball twice and San Diego twice more before the Dolphins get their third possession. Miami drives from the San Diego 46 to Chargers' 17 and on fourth-and-two, von Schamann's 34-yard field goal attempt is blocked by San Diego's Winslow after 11:27. Fouts then completes four of five passes, including a 39-yarder to Joiner that puts the ball on Dolphins' 10. On first down, Benirschke kicks a 29-yard field goal at 13:52.

**Jan. 3, 1987—Cleveland 23, New York Jets 20**, at Cleveland in AFC Divisional Playoff Game; Jets win toss. Jets' punt downed at Browns' 26. Moseley's 23-yard field goal attempt is wide right. Teams trade punts. Jets' second punt downed at Browns' 31. First overtime period expires eight plays later with Browns in possession at Jets' 42. Moseley kicks 27-yard field goal four plays into second overtime at 17:02.

**Jan. 11, 1987—Denver 23, Cleveland 20**, at Cleveland in AFC Championship Game; Browns win toss. Broncos hold Browns on four downs. Browns' punt returned four yards to Denver's 25. Elway completes 22- and 28-yard passes to set up Karlis's 33-yard field goal nine plays into drive at 5:38.

**Jan. 3, 1988—Houston 23, Seattle 20**, at Houston in AFC Wild Card Game; Seahawks win toss. Rodriguez punts to K. Johnson who returns one yard to Houston 15. Zendejas kicks 32-yard field goal 12 plays later at 8:05.

**Dec. 31, 1989—Pittsburgh 26, Houston 23**, at Houston in AFC Wild Card Playoff Game; Steelers win toss. Steelers punt to Oilers. Oilers' fumble recovered by Woodson and returned three yards. Four plays and 13 yards later, Anderson kicks a 50-yard field goal at 3:26.

**Jan. 7, 1990—Los Angeles Rams 19, New York Giants 13**, at New York in NFC Divisional Game; Rams win toss. Everett completes two passes to move ball to Giants' 48. White called for pass interference; ball spotted on Giants' 25. Everett hits Anderson with a 30-yard touchdown pass at 1:06.

**Jan. 3, 1993—Buffalo 41, Houston 38**, at Buffalo in AFC Wild Card Game; Oilers win toss. Oilers begin at 20. After 2 plays, Moon's pass is intercepted by Odomes who returns ball 2 yards to Houston 35. After 2 plays, Christie kicks 32-yard field goal at 3:06.

**Jan. 8, 1994—Kansas City 27, Pittsburgh 24**, at Kansas City in AFC Wild Card Game; Chiefs win toss. Hughes returns kickoff 20 yards to Kansas City 25. After 3 plays, Barker punts 48 yards to Pittsburgh 18 where Woodson returns 8 yards to the 26. After 6 plays, Royals punts 30 yards to Kansas City 20. Kansas City drives to Pittsburgh 14 where Lowery kicks 32-yard field goal at 11:03.

**Jan. 17, 1999—Atlanta 30, Minnesota 27**, at Minnesota in NFC Championship Game; Vikings win toss. Palmer returns kickoff 30 yards to Minnesota 29. After four plays, Berger punts 51 yards to Atlanta 7 where Dwight returns 8 yards to Atlanta 15. Falcons drive to Atlanta 36. Stryzinski punts 37 yards to Vikings' 27. Palmer calls fair catch. Vikings drive to Minnesota 39. Berger punts 52 yards to Atlanta 9. Downed by Vikings. Atlanta drives to Minnesota 21 where Andersen kicks 38-yard field goal at 11:52.

**Dec. 30, 2000—Miami 23, Indianapolis 17**, at Miami in AFC Wild Card Game; Dolphins win toss. Williams returns kickoff 18 yards to Miami 20. Offensive holding penalty on Freeman, 10 yards, ball

## OVERTIME GAMES

spotted on Miami 10. Dolphins drive to Miami 29 where Turk punts 53 yards to Indianapolis 18. Colts drive to Miami 31 where Vanderjagt misses 49-yard field-goal attempt wide right. Dolphins drive to Indianapolis 17 where Smith rushes for a 17-yard touchdown at 11:16.

**Jan. 19, 2002—New England 16, Oakland 13**, at New England in AFC Divisional Playoff Game; Patriots win toss. Pass returns kickoff 24 yards to New England 34. Patriots drive to Oakland 5. Vinatieri kicks 23-yard field goal at 8:29.

**Jan. 11, 2003—Tennessee 34, Pittsburgh 31**, at Tennessee in AFC Divisional Playoff Game; Tennessee wins toss. Reed kicks 60 yards. Returned by Simon 21 yards to Tennessee 31. Titans drive to Pittsburgh 8. Nedney's 26-yard field goal is good at 2:15.

**Jan. 4, 2004—Green Bay 33, Seattle 27**, at Green Bay in NFC Wild Card Game; Seahawks win toss. Morris returns kick to Seattle 33. Seahawks drive to Seattle 42. Rouen's 44-yard punt returned by Chatman to Green Bay 26. Packers drive to Green Bay 31. Bidwell punts 35 yards to Seattle 34. Seahawks drive to Seattle 45. Hasselbeck's pass to Bannister intercepted by Packers' Harris and returned 52 yards for touchdown at 4:25.

**Jan. 10, 2004—Carolina 29, St. Louis 23**, at St. Louis in NFC Divisional Game; Panthers win toss. Smart returns kick to Carolina 32. Panthers drive to St. Louis 27. Kasay's 45-yard field-goal attempt no good. Rams take over at own 35 and drive to Carolina 35. Wilkins' 53-yard field-goal attempt no good. Panthers take over at Carolina 43, drive to Carolina 47. Sauerbrun punts 40 yards to St. Louis 13. Rams drive to Carolina 38. Bulger's pass intercepted by Manning at Carolina 35. Panthers drive to Carolina 31. First overtime ends. On first play of second overtime, Delhomme passes to Smith for 69-yard touchdown at 15:10.

**Jan. 11, 2004—Philadelphia 20, Green Bay 17**, at Philadelphia in NFC Divisional Game; Eagles win toss. Thrash returns kick to Philadelphia 28. Eagles drive to Philadelphia 24. Johnson punts 49 yards and Packers start at own 32 after holding penalty. Favre's pass intercepted by Dawkins at Philadelphia 31 and returned to Green Bay 34. Eagles drive to Green Bay 13. Akers kicks 31-yard field goal at 4:48.

**Jan. 8, 2005—New York Jets 20, San Diego 17**, at San Diego in AFC Wild Card Game; Chargers win toss. Dwight returns kick to San Diego 26. Chargers drive to San Diego 35. Scifres punts 39 yards and ball is downed at the New York 26. Jets gain no yards. Gowin punts 41 yards. Parker loses 3 yards on return. San Diego starts on own 30. Chargers drive to New York 22. Kaeding's 40-yard field-goal attempt no good. Jets drive to San Diego 10. Brien kicks 28-yard field goal at 14:55.

**Jan. 15, 2005—Pittsburgh 20, New York Jets 17**, at Pittsburgh in AFC Divisional Game; Jets win toss. Cochery returns kick to New York 31. Jets drive to New York 41. Gowin punts 54 yards. Randle El returns 8 yards to Pittsburgh 13. Steelers drive to New York 15. Reed kicks 33-yard field goal at 11:04.

**Jan. 14, 2007—Chicago 27, Seattle 24**, at Chicago in NFC Divisional Playoff Game; Seahawks win the toss. Burleson returns kickoff 25 yards to Seahawks 30. Plackemeier punts 18 yards. Drive begins at Bears 34. Gould kicks 49-yard field goal at 4:53.

**Jan. 20, 2008—New York Giants 23, Green Bay 20**, at Green Bay in NFC Championship Game; Packers win toss. K. Robinson returns kick 19 yards to Green Bay 26. Favre pass intercepted by Webster and returned 9 yards to Green Bay 34. Tynes kicks 47-yard field goal at 12:34.

**Jan. 3, 2009—San Diego Chargers 23, Indianapolis 17**, at San Diego in AFC Wild Card Playoffs; Chargers win toss. Sproles returns kick 31 yards to San Diego 25. Sproles scores on 22-yard touchdown run at 6:12.

**Jan. 10, 2010—Arizona Cardinals 51, Green Bay Packers 45**, at Arizona in Wild Card Playoffs; Packers win toss. Touchback. Rodgers is sacked and fumbles, recovered by Dansby for 17-yard touchdown at 1:18.

**Jan. 24, 2010—New Orleans Saints 31, Minnesota Vikings 28**, at New Orleans in NFC Championship; Saints win toss. Thomas returns kick 40 yards. Drive begins at Saints 39. Hartley kicks 40-yard field goal at 4:45.

**Jan. 8, 2012—Denver 29, Pittsburgh 23**, at Denver in AFC Wild Card Game; Broncos win toss. Touchback. Drive begins on Denver 20. Tebow completes 80-yard touchdown pass to D. Thomas

at 0:11.

**Jan. 22, 2012—New York Giants 20, San Francisco 17**, at San Francisco in NFC Championship Game; Giants win toss. Touchback. Drive begins on New York 20. Drive ends on New York 34. Weatherford punts 48 yards and K. Williams returns 4 yards to San Francisco 22. Drive ends at San Francisco 31. Lee punts 47 yards and Ross returns 14 yards to New York 36. Drive ends on New York 44. Weatherford punts 37 yards and K. Williams returns 5 yards to San Francisco 24. Fumble recovered by Giants' D. Thomas at San Francisco 24. Tynes kicks 31-yard field goal at 7:50.

**Jan. 12, 2013—Baltimore 38, Denver 35**, at Denver in AFC Divisional Playoff Game; Ravens win toss. Touchback. Drive begins on Baltimore 20. Drive ends on Baltimore 49. Koch punts 35 yards. Fair catch by Leonhard. Drive begins on Denver 16. Drive ends on Denver 39. Colquitt punts 55 yards and Reed returns for no gain. Drive begins on Baltimore 6. Drive ends on Baltimore 34. Koch punts 52 yards and Holliday returns for -7 yards. Drive begins on Denver 7. Manning's pass intended for Stokley intercepted by Graham, who returns for no gain, at Denver 45. Drive begins at Denver 45. Tucker kicks 47-yard field goal at 16:42.

**Jan. 18, 2015—Seattle 28, Green Bay 22**, at Seattle; Seahawks win toss. Baldwin returns kickoff 14 yards. Drive begins on Seattle 13. Wilson pass complete to Baldwin for 35 yards. Wilson pass complete to Kearse for 35-yard touchdown.

**Jan. 16, 2016—Arizona 26, Green Bay 20**, at Arizona. Arizona wins the toss. Touchback. Drive starts at Arizona 20. C. Palmer passes to L. Fitzgerald for 75 yards. C. Palmer passes to L. Fitzgerald for a 5 yard touchdown at 13:55.

**Feb. 5, 2017—New England 34, Atlanta 28**, Super Bowl LI at NRG Stadium in Houston; New England wins the toss. Touchback. T. Brady passes to J. White for 6 yards. T. Brady passes to D. Amendola for 14 yards. T. Brady passes to C. Hogan for 18 yards. T. Brady passes to J. Edelman for 15 yards. J. White rushes for 10 yards. T. Brady passes incomplete. Penalty—Defensive Pass Interference on D. Campbell, 13 yards. J. White rushes for a 2-yard touchdown at 11:02.

**Jan. 20, 2019—Los Angeles Rams 26, New Orleans 23**, at New Orleans; New Orleans wins toss. A. Kamara returns kickoff 28 yards. Drive begins on NO 26. J. Johnson interception. Drive begins on LAR 46. J. Goff passes to T. Higbee for 12 yards. G. Zuerlein kicks 57-yard field goal at 11:47.

**Jan. 20, 2019—New England Patriots 37, Kansas City Chiefs 31**, at Kansas City; New England wins toss. Touchback. T. Brady passes to J. Edelman for 20 yards. T. Brady passes to J. Edelman for 15 yards. T. Brady passes to R. Gronkowski for 15 yards. R. Burkhead rushes for 2-yard touchdown at 10:10.

**Jan. 4, 2020—Houston Texans 22, Buffalo Bills 19**, at Houston; Houston wins toss. Drive begins on HOU 25. B. Anger punts 38 yards. Drive begins on BUF 30. C. Bojorquez punts 40 yards. Drive begins on HOU 17. K. Fairbairn 28-yard field goal is good at 3:20.

**Jan. 5, 2020—Minnesota Vikings 26, New Orleans Saints 20**, at New Orleans; Minnesota wins toss. Touchback. Drive begins on MIN 25. K. Cousins 4-yard touchdown pass to K. Rudolph at 10:40.

**Jan. 23, 2022—Kansas City Chiefs 42, Buffalo Bills 36**, at Kansas City. Kansas City wins toss. Touchback. Drive begins at KC 25. P. Mahomes 8-yard touchdown pass to T. Kelce at 10:45.

**Jan. 30, 2022—Cincinnati Bengals 27, Kansas City Chiefs 24**, at Kansas City. Kansas City wins toss. Drive begins at KC 25. P. Mahomes pass intercepted by V. Bell. Drive begins at CIN 45. E. McPherson 31-yard field goal is good at 9:22.

**% Feb. 11, 2024—Kansas City 25, San Francisco 22**, at Las Vegas (Super Bowl LVIII). San Francisco wins toss. Touchback. 49ers drive begins at SF 25. J. Moody 27-yard field goal is good at 7:22. Touchback. Chiefs drive begins at KC 25. M. Hardman 3-yard touchdown pass from P. Mahomes at 0:03.

## OVERTIME GAMES

### OVERTIME GAMES BY YEAR (REGULAR SEASON)

\*Record

For overtime game capsules dating back to 1974, please visit [www.NFL.com](http://www.NFL.com).

\* indicates Monday night game

### OVERTIME GAMES BY YEAR (REGULAR SEASON) \*Record

Year	Year	Year	Year
2023-13	2010-19	1997-17	1984-9
2022-20	2009-13	1996-14	1983-19
2021-21	2008-15	1995-21	1982-4
2020-10	2007-15	1994-16	1981-10
2019-9	2006-11	1993-7	1980-13
2018-15	2005-14	1992-10	1979-12
2017-14	2004-12	1991-15	1978-11
2016-13	2003-23	1990-10	1977-6
2015-21	2002-25*	1989-11	1976-5
2014-11	2001-17	1988-9	1975-9
2013-16	2000-13	1987-13	1974-2
2012-22	1999-11	1986-16	
2011-13	1998-7	1985-10	

### OVERTIME WON-LOST RECORDS, 1974-2023 (REGULAR SEASON)

Team	Win	Loss	Tie	Pct.
<b>AFC</b>				
N.Y. Jets	27	19	2	.583
Pittsburgh	25	18	4	.574
Denver	28	21	2	.569
Las Vegas	26	20	0	.565
Buffalo	21	19	0	.525
Cincinnati	20	19	4	.512
Kansas City	21	21	2	.500
Indianapolis	19	20	2	.488
Baltimore	16	17	1	.485
Tennessee	23	25	0	.479
Jacksonville	9	11	0	.450
Cleveland	19	24	2	.444
Miami	18	23	1	.440
New England	19	25	0	.432
Houston	8	11	1	.425
L.A. Chargers	18	29	0	.383
<b>NFC</b>				
Arizona	28	17	4	.612
Washington	25	18	3	.576
N.Y. Giants	23	17	3	.570
San Francisco	26	20	2	.563
Minnesota	27	22	4	.547
Green Bay	18	16	6	.525
Dallas	23	21	0	.523
Chicago	25	24	0	.510
New Orleans	16	16	0	.500
L.A. Rams	15	16	2	.485
Detroit	17	20	3	.463
Tampa Bay	19	24	1	.443
Atlanta	18	23	2	.442
Philadelphia	15	20	5	.438
Seattle	16	25	1	.393
Carolina	5	12	1	.306

### POSTSEASON OVERTIME GAMES

(BY LENGTH OF GAME)

Dec. 25, 1971	Miami 27, KANSAS CITY 24	82:40
Dec. 23, 1962	Dal. Texans 20, HOU. OILERS 17	77:54
Jan. 3, 1987	CLE. BROWNS 23, N.Y. Jets 20	77:02
Jan. 12, 2013	Bal. Ravens 38, DENVER 35	76:42
Dec. 24, 1977	Oak. Raiders 37, BAL. COLTS 31	75:43
Jan. 10, 2004	Carolina 29, ST.L. RAMS 23	75:10
Feb. 11, 2024	Kansas City 25, San Francisco 22	**74:57
Jan. 8, 2005	N.Y. Jets 20, S.D. CHARGERS 17	74:55
Jan. 2, 1982	S.D. Chargers 41, MIAMI 38	73:52
Dec. 26, 1965	GREEN BAY 13, Bal. Colts 10	73:39
Jan. 17, 1999	Atlanta 30, MINNESOTA 27	71:52
Jan. 4, 2020	HOU. TEXANS 22, Buffalo 19	71:40
Dec. 30, 2000	MIAMI 23, Indianapolis 17	71:16
Jan. 15, 2005	PITTSBURGH 20, N.Y. Jets 17	71:04
Jan. 8, 1994	KANSAS CITY 27, Pittsburgh 24	71:03
Jan. 19, 2002	NEW ENGLAND 16, Oak. Raiders 13	68:29
Dec. 28, 1958	Bal. Colts 23, N.Y. GIANTS 17	68:15
Jan. 3, 1988	HOU. OILERS 23, Seattle 20	68:05
Jan. 22, 2012	N.Y. Giants 20, SAN FRANCISCO 17	67:54
Jan. 3, 2009	S.D. CHARGERS 23, Indianapolis 17	66:12
Jan. 11, 1987	Denver 23, CLE. BROWNS 20	65:38
Jan. 30, 2022	Cincinnati 27, KANSAS CITY 24	65:38
Jan. 14, 2007	CHI. BEARS 27, Seattle 24	64:53
Jan. 20, 2019	New England 37, KANSAS CITY 31	64:52
Jan. 11, 2004	PHILADELPHIA 20, Green Bay 17	64:48
Jan. 24, 2010	NEW ORLEANS 31, Minnesota 28	64:45
Jan. 4, 2004	GREEN BAY 33, Seattle 27	64:25
Jan. 5, 2020	Minnesota 26, NEW ORLEANS 20	64:20
Jan. 23, 2022	KANSAS CITY 42, Buffalo 36	64:15
Feb. 5, 2017	New England 34, Atlanta 28	*63:58
Dec. 31, 1989	Pittsburgh 26, HOU. OILERS 23	63:26
Jan. 18, 2015	SEATTLE 28, Green Bay 22	63:19
Jan. 20, 2019	L.A. Rams 26, NEW ORLEANS 23	63:17
Jan. 3, 1993	BUFFALO 41, Hou. Oilers 38	63:06
Jan. 20, 2008	N.Y. Giants 23, GREEN BAY 20	62:26
Jan. 11, 2003	TENNESSEE 34, Pittsburgh 31	62:15
Jan. 10, 2010	ARIZONA 51, Green Bay 45	61:18
Jan. 7, 1990	L.A. Rams 19, N.Y. GIANTS 13	61:06
Jan. 16, 2016	ARIZONA 26, Green Bay 20	61:05
Jan. 8, 2012	DENVER 29, Pittsburgh 23	60:11

Home team in CAPS; \*Super Bowl LI; \*\*Super Bowl LVIII

There have been 40 overtime postseason games dating back to 1958. In 28 cases, both teams had at least one possession. Last OT postseason game: 2/11/24, Kansas City 25, San Francisco 22 (Super Bowl LVIII). For capsules of all postseason overtime games dating back to 1958, please visit [www.NFL.com](http://www.NFL.com).

**OVERTIME GAME SUMMARY—1974-2023**

There have been 662 overtime games in regular-season play since the rule was adopted in 1974 (13 in 2023 season).

**RESULTS**

**346 (5 in 2023)** times the team that won the toss won the game (52.3%).  
**287 (8)** times the team that lost the toss won the game (43.4%).  
**29 (0)** games ended tied (4.4%). Last: 12/4/2022, Was 20 at NYG 20.

**POSSESSIONS**

**490 (11)** times both teams had at least one possession (74.0%).  
**168 (2)** times the team that won the toss drove for the winning score on first possession (105 FG, 63 TD) (25.4%).  
**3 (0)** times the team that won the toss elected to kick or defer and the team receiving the ball drove for winning score on first possession (0.5%).  
**1 (0)** time team that won the toss elected to receive and lost without other team owning possession (0.2%).

*Other miscellaneous situations:*

**11 (0)** times the defense or special teams won without registering an official possession (7 INT, 2 blocked punts, 1 FR, 1 blocked FG) (1.7%).  
**1 (0)** time the special teams forced a fumble on the opening kickoff and drove for winning score (0.2%).  
**1 (0)** time the punting team recovered a muffed punt and drove for winning score with team muffing punt having no official possession (0.2%).

**SCORING**

**450 (7)** games were won with a FG kick (68.0%).  
**180 (6)** games were won with a touchdown (27.2%).  
**3 (0)** games were won with a safety (0.5%).  
**29 (0)** games ended tied (4.4%). Last: 12/4/2022, Was 20 at NYG 20.

**COIN TOSS**

**649 (13)** times the team that won the toss elected to receive (98.0%).  
**13 (0)** times the team that won the toss elected to kick or defer (6 wins) (2.0%).  
*Note: The number in parentheses is the 2023 season total.*

**MOST OVERTIME GAMES, SEASON**

5 Green Bay Packers, 1983	4 San Diego Chargers 2002
4 Denver Broncos, 1985	Carolina Panthers, 2003
Cleveland Browns, 1989	Denver Broncos, 2007
Minnesota Vikings, 1994	Washington Redskins, 2010
Arizona Cardinals, 1995	Arizona Cardinals, 2011
Minnesota Vikings, 1995	Cleveland Browns, 2018
Arizona Cardinals, 1997	Baltimore Ravens, 2021
San Francisco 49ers, 2001	Las Vegas Raiders, 2021
Atlanta Falcons, 2002	Las Vegas Raiders, 2022

**LONGEST CONSECUTIVE-GAME STREAKS WITHOUT OVERTIME (Current)**

59 Chicago Bears (Last OT game: 11/1/2020 vs. NO)  
 (Record: 110, St. Louis/Phoenix Cardinals, 12/7/1986-12/19/1993)

**SHORTEST OVERTIME GAMES**

0:11	*DENVER 29, Pittsburgh 23; 1/8/12 (Wild Card)
0:13	NEW ORLEANS 26, Dal. Cowboys 20; 10/4/15
0:14	N.Y. Jets 37, BUFFALO 31; 9/8/02
0:16	CHI. BEARS 37, San Francisco 31; 10/28/01
0:16	Green Bay 19, DENVER 13; 10/29/07
0:17	Minnesota 19, TAMPA BAY 13; 10/26/14
0:17	NEW ORLEANS 20, Seattle 17; 11/16/97
0:21	Chi. Bears 23, DETROIT 17; 11/27/80
0:30	Bal. Colts 29, NEW ENGLAND 23; 9/4/83
0:34	S.D. Chargers 23, WASHINGTON 17; 11/27/05
0:52	DENVER 22, Minnesota 19; 12/30/07
0:55	N.Y. Giants 16, PHILADELPHIA 10; 9/29/85
0:55	PITTSBURGH 16, Kansas City 13; 11/12/12

*\*Postseason game*

**LONGEST OVERTIME GAMES (ALL POSTSEASON GAMES)**

22:40	Miami 27, KANSAS CITY 24; 12/25/71
17:54	Dal. Texans 20, HOU. OILERS 17; 12/23/62
17:02	CLE. BROWNS 23, N.Y. Jets 20; 1/3/87
16:42	Bal. Ravens 38, DENVER 35; 1/12/13
15:43	Oak. Raiders 37, BAL. COLTS 31; 12/24/77
15:10	Carolina 29, ST.L. RAMS 23; 1/10/04

**OVERTIME RECORDS (REGULAR SEASON)**

**Longest Touchdown Pass**

99 Yards	— Ron Jaworski to Mike Quick, Philadelphia 23, Atlanta 17 (11/10/85)
87 Yards	— Teddy Bridgewater to Jarius Wright, Minnesota 30, N.Y. Jets 24 (12/7/14)
82 Yards	— Tom Brady to Troy Brown, New England 19, Miami 13 (10/19/03); Brett Favre to Greg Jennings, Green Bay 19, Denver 13 (10/29/07)
80 Yards	— Drew Brees to C.J. Spiller, New Orleans 26, Dal. Cowboys 20 (10/4/15)
76 Yards	— Troy Aikman to Raghib Ismail, Dal. Cowboys 41, Washington 35 (9/12/99)

**Longest Touchdown Run**

96 Yards	— Garrison Hearst, San Francisco 36, N.Y. Jets 30 (9/6/98)
86 Yards	— Josh Jacobs, Las Vegas 40, Seattle 34 (11/27/22)
60 Yards	— Herschel Walker, Dal. Cowboys 23, New England 17 (11/15/87)

**Longest Field Goal**

59 Yards	— Chandler Catanzaro, Tampa Bay 26, Cle. Browns 23 (10/21/18)
58 Yards	— Harrison Butker, Kansas City 23, L.A. Chargers 20 (9/20/20)
57 Yards	— Sebastian Janikowski, Oak. Raiders 16, N.Y. Jets 13 (10/19/08)

**Longest Touchdown Plays**

99 Yards	— (Pass) Ron Jaworski to Mike Quick, Philadelphia 23, Atlanta 17 (11/10/85)
99 Yards	— (Punt return) Patrick Peterson, Arizona 19, St.L. Rams 13 (11/6/11)
96 Yards	— (Run) Garrison Hearst, San Francisco 36, N.Y. Jets 30 (9/6/98)
96 Yards	— (Kickoff return) Chad Morton, N.Y. Jets 37, Buffalo 31 (9/8/02)
95 Yards	— (Kickoff return) Dave Williams, Chi. Bears 23, Detroit 17 (11/27/80)

## OVERTIME GAMES

### OVERTIME SCORING SUMMARY

450	games were won with a FG kick.
91	games were won with a touchdown pass.
53	games were won with a touchdown run.
21	were won with an interception-return TD (Atlanta 40, New Orleans 34, 9/2/79; Atlanta 47, Green Bay 41, 11/27/83; N.Y. Giants 16, Philadelphia 10, 9/29/85; Indianapolis 23, Cle. Browns 17, 12/10/89; Cle. Browns 30, S.D. Chargers 24, 10/20/91; Kansas City 23, Oak. Raiders 17, 9/17/95; N.Y. Giants 27, Arizona 21, 10/8/95; Washington 36, Detroit 30, 10/22/95; Arizona 20, Seattle 14, 10/29/95; Cincinnati 34, Detroit 28, 9/13/98; N.Y. Giants 23, Philadelphia 17, 10/31/99; Chi. Bears 37, San Francisco 31, 10/28/01; Chi. Bears 27, Cle. Browns 21, 11/4/01; New Orleans 26, Tampa Bay 20, 9/8/02; Atlanta 20, Carolina 14, 12/7/03; Jacksonville 23, Pittsburgh 17, 10/16/05; Chi. Bears 19, Detroit 13, 10/30/05; Bal. Ravens 34, Hou. Texans 28, 12/13/10; Atlanta 25, Washington 19, 10/11/15; Atlanta 28, Tampa Bay 22, 12/29/19; Jacksonville 40, Dallas 34, 12/18/2022).
5	games were won with a fumble-recovery TD (Bal. Colts 29, New England 23, 9/4/83; Denver 36, Seattle 30, 12/19/99; San Francisco 37, Arizona 31, 11/24/07; Minnesota 19, Tampa Bay 13, 10/26/14; Arizona 29, Las Vegas 23, 9/18/2022).
4	games were won with a punt-return TD (Kansas City 29, San Diego 23, 10/9/95; Arizona 19, St. Louis 13, 11/6/11; N.Y. Jets 22, Buffalo 16, 9/11/23; Baltimore 37, L.A. Rams 31, 12/10/23).
3	games were won with a safety (Minnesota 23, L.A. Rams 21, 11/5/89; Chi. Bears 19, Tennessee 17, 11/14/04; Miami 22, Cincinnati 20, 10/31/13).
2	games were won with a fake field goal/touchdown pass (Minnesota 22, Chi. Bears 16, 10/16/77; Cle. Browns 23, Minnesota 17, 12/17/89).
2	games were won with a kickoff-return TD (Chi. Bears 23, Detroit 17, 11/27/80; N.Y. Jets 37, Buffalo 31, 9/8/02).
1	game was won with a fake field goal/touchdown run (L.A. Rams 27, Minnesota 21, 12/2/79).
1	game was won with a TD return of a blocked FG attempt (Denver 30, S.D. Chargers 24, 11/17/85).
1	game was won with a TD return by kicker, who recovered his own blocked FG attempt (Green Bay 12, Chi. Bears 6, 9/7/80).
1	game was won with a TD return by kicking team after blocked FG attempt (Philadelphia 23, N.Y. Giants 17, 11/20/88).
1	game was won with a TD return of a blocked punt (Arizona 30, Dal. Cowboys 24, 10/12/08).
29	ended tied.

*Note: The 91 games won with TD passes include the two won on fake FG attempts; the 53 games won with TD runs include the one won on fake FG attempt.*

## CHICAGO ALL-STAR GAME/PLAYOFF BOWL

### CHICAGO ALL-STAR GAME

*Pro teams won 31, lost 9, and tied 2. The game was discontinued after 1976.*

Date	Winner	Losser	Attendance
August 31, 1934	Chicago Bears 0	All-Stars 0 (tie)	79,432
August 29, 1935	Chicago Bears 5	All-Stars 0	77,450
September 3, 1936	Detroit Lions 7	All-Stars 7 (tie)	76,000
September 1, 1937	All-Stars 6	Green Bay Packers 0	84,560
August 31, 1938	All-Stars 28	Washington Redskins 16	74,250
August 30, 1939	N.Y. Giants 9	All-Stars 0	81,456
August 29, 1940	Green Bay Packers 45	All-Stars 28	84,567
August 28, 1941	Chicago Bears 37	All-Stars 13	98,203
August 28, 1942	Chicago Bears 21	All-Stars 0	101,100
August 25, 1943	All-Stars 27	Washington Redskins 7	48,471
August 30, 1944	Chicago Bears 24	All-Stars 21	48,769
August 30, 1945	Green Bay Packers 19	All-Stars 7	92,753
August 23, 1946	All-Stars 16	Los Angeles Rams 0	97,380
August 22, 1947	All-Stars 16	Chicago Bears 0	105,840
August 20, 1948	Chicago Cardinals 28	All-Stars 0	101,220
August 12, 1949	Philadelphia Eagles 38	All-Stars 0	93,780
August 11, 1950	All-Stars 17	Philadelphia Eagles 7	88,885
August 17, 1951	Cleveland Browns 33	All-Stars 0	92,180
August 15, 1952	Los Angeles Rams 10	All-Stars 7	88,316
August 14, 1953	Detroit Lions 24	All-Stars 10	93,818
August 13, 1954	Detroit Lions 31	All-Stars 6	93,470
August 12, 1955	All-Stars 30	Cleveland Browns 27	75,000
August 10, 1956	Cleveland Browns 26	All-Stars 0	75,000
August 9, 1957	N.Y. Giants 22	All-Stars 12	75,000
August 15, 1958	All-Stars 35	Detroit Lions 19	70,000
August 14, 1959	Baltimore Colts 29	All-Stars 0	70,000
August 12, 1960	Baltimore Colts 32	All-Stars 7	70,000
August 4, 1961	Philadelphia Eagles 28	All-Stars 14	66,000
August 3, 1962	Green Bay Packers 42	All-Stars 20	65,000
August 2, 1963	All-Stars 20	Green Bay Packers 17	65,000
August 7, 1964	Chicago Bears 28	All-Stars 17	65,000
August 6, 1965	Cleveland Browns 24	All-Stars 16	68,000
August 5, 1966	Green Bay Packers 38	All-Stars 0	72,000
August 4, 1967	Green Bay Packers 27	All-Stars 0	70,934
August 2, 1968	Green Bay Packers 34	All-Stars 17	69,917
August 1, 1969	N.Y. Jets 26	All-Stars 24	74,208
July 31, 1970	Kansas City Chiefs 24	All-Stars 3	69,940
July 30, 1971	Baltimore Colts 24	All-Stars 17	52,289
July 28, 1972	Dallas Cowboys 20	All-Stars 7	54,162
July 27, 1973	Miami Dolphins 14	All-Stars 3	54,103
1974	No game was played		
August 1, 1975	Pittsburgh Steelers 21	All-Stars 14	54,103
July 23, 1976*	Pittsburgh Steelers 24	All-Stars 0	52,895

\*Game shortened because of thunderstorms.

### NFL PLAYOFF BOWL

*Consolation game that matched conference runners-up.*

*Western Conference won 8, Eastern Conference won 2.*

*All games played at Miami's Orange Bowl.*

January 7, 1961	Detroit Lions 17, Cleveland Browns 16
January 6, 1962	Detroit Lions 38, Philadelphia Eagles 10
January 6, 1963	Detroit Lions 17, Pittsburgh Steelers 10
January 5, 1964	Green Bay Packers 40, Cleveland Browns 23
January 3, 1965	St. Louis Cardinals 24, Green Bay Packers 17
January 9, 1966	Baltimore Colts 35, Dallas Cowboys 3
January 8, 1967	Baltimore Colts 20, Philadelphia Eagles 14
January 7, 1968	Los Angeles Rams 30, Cleveland Browns 6
January 5, 1969	Dallas Cowboys 17, Minnesota Vikings 13
January 3, 1970	Los Angeles Rams 31, Dallas Cowboys 0



## NFL/HALL OF FAME GAMES

### NFL/HALL OF FAME GAMES (58)

Date	Winning Team	Losing Team	Attendance
Aug. 11, 1962	New York Giants 21 (tie)	St. Louis Cardinals 21 (tie)	14,000
Sept. 8, 1963	Pittsburgh Steelers 16	Cleveland Browns 7	18,462
Sept. 6, 1964	Baltimore Colts 48	Pittsburgh Steelers 17	11,479
Sept. 12, 1965	Washington Redskins 20	Detroit Lions 3	14,416
1966	(No game was played)		
Aug. 5, 1967	Philadelphia Eagles 28	Cleveland Browns 13	17,304
Aug. 3, 1968	Chicago Bears 30	Dallas Cowboys 24	14,578
Sept. 13, 1969	Green Bay Packers 38	Atlanta Falcons 24	17,411
Aug. 8, 1970	New Orleans Saints 14	Minnesota Vikings 13	17,932
July 31, 1971	Los Angeles Rams (NFC) 17	Houston Oilers (AFC) 6	19,384
July 29, 1972	Kansas City Chiefs (AFC) 23	New York Giants (NFC) 17	19,304
July 28, 1973	San Francisco 49ers (NFC) 20	New England Patriots (AFC) 7	19,685
July 27, 1974	St. Louis Cardinals (NFC) 21	Buffalo Bills (AFC) 13	17,286
Aug. 2, 1975	Washington Redskins (NFC) 17	Cincinnati Bengals (AFC) 9	19,360
July 24, 1976	Denver Broncos (AFC) 10	Detroit Lions (NFC) 7	17,639
July 30, 1977	Chicago Bears (NFC) 20	New York Jets (AFC) 6	19,057
July 29, 1978	Philadelphia Eagles (NFC) 17	Miami Dolphins (AFC) 3	19,255
July 28, 1979	Oakland Raiders (AFC) 20	Dallas Cowboys (NFC) 13	20,648
Aug. 2, 1980*	San Diego Chargers (AFC) 0	Green Bay Packers (NFC) 0	19,972
Aug. 1, 1981	Cleveland Browns (AFC) 24	Atlanta Falcons (NFC) 10	23,921
Aug. 7, 1982	Minnesota Vikings (NFC) 30	Baltimore Colts (AFC) 14	23,379
July 30, 1983	Pittsburgh Steelers (AFC) 27	New Orleans Saints (NFC) 14	23,909
July 28, 1984	Seattle Seahawks (AFC) 38	Tampa Bay Buccaneers (NFC) 0	22,250
Aug. 3, 1985	New York Giants (NFC) 21	Houston Oilers (AFC) 20	23,940
Aug. 2, 1986	New England Patriots (AFC) 21	St. Louis Cardinals (NFC) 16	22,739
Aug. 8, 1987	San Francisco 49ers (NFC) 20	Kansas City Chiefs (AFC) 7	23,826
July 30, 1988	Cincinnati Bengals (AFC) 14	Los Angeles Rams (NFC) 7	23,801
Aug. 5, 1989	Washington Redskins (NFC) 31	Buffalo Bills (AFC) 6	23,948
Aug. 4, 1990	Chicago Bears (NFC) 13	Cleveland Browns (AFC) 0	23,952
July 27, 1991	Detroit Lions (NFC) 14	Denver Broncos (AFC) 3	23,815
Aug. 1, 1992	New York Jets (AFC) 41	Philadelphia Eagles (NFC) 14	23,853
July 31, 1993	Los Angeles Raiders (AFC) 19	Green Bay Packers (NFC) 3	23,863
July 30, 1994	Atlanta Falcons (NFC) 21	San Diego Chargers (AFC) 17	23,185
July 29, 1995	Carolina Panthers (NFC) 20	Jacksonville Jaguars (AFC) 14	24,625
July 27, 1996	Indianapolis Colts (AFC) 10	New Orleans Saints (NFC) 3	23,376
July 26, 1997	Minnesota Vikings (NFC) 28	Seattle Seahawks (AFC) 26	23,846
Aug. 1, 1998	Tampa Bay Buccaneers (NFC) 30	Pittsburgh Steelers (AFC) 6	23,875
Aug. 9, 1999	Cleveland Browns (AFC) 20	Dallas Cowboys (NFC) 17 (OT)	25,156
July 31, 2000	New England Patriots (AFC) 20	San Francisco 49ers (NFC) 0	22,840
Aug. 6, 2001	St. Louis Rams (NFC) 17	Miami Dolphins (AFC) 10	22,736
Aug. 5, 2002	New York Giants (NFC) 34	Houston Texans (AFC) 17	22,461
Aug. 4, 2003**	Kansas City Chiefs (AFC) 9	Green Bay Packers (NFC) 0	22,385
Aug. 9, 2004	Washington Redskins (NFC) 20	Denver Broncos (AFC) 17	22,177
Aug. 8, 2005	Chicago Bears (NFC) 27	Miami Dolphins (AFC) 24	22,292
Aug. 6, 2006	Oakland Raiders (AFC) 16	Philadelphia Eagles (NFC) 10	22,200
Aug. 5, 2007	Pittsburgh Steelers (AFC) 20	New Orleans Saints (NFC) 7	22,302
Aug. 3, 2008	Washington Redskins (NFC) 30	Indianapolis Colts (AFC) 16	22,216
Aug. 9, 2009	Tennessee Titans (AFC) 21	Buffalo Bills (AFC) 18	22,153
Aug. 8, 2010	Dallas Cowboys (NFC) 16	Cincinnati Bengals (AFC) 7	22,364
2011	(No game was played)		
Aug. 5, 2012	New Orleans Saints (NFC) 17	Arizona Cardinals (NFC) 10	18,100
Aug. 4, 2013	Dallas Cowboys (NFC) 24	Miami Dolphins (AFC) 20	22,364
Aug. 3, 2014	New York Giants (NFC) 17	Buffalo Bills 13 (AFC)	22,052
Aug. 9, 2015	Minnesota Vikings (NFC) 14	Pittsburgh Steelers (AFC) 3	22,364
2016	(No game was played)		
Aug. 3, 2017	Dallas Cowboys (NFC) 20	Arizona Cardinals (NFC) 18	21,126
Aug. 2, 2018	Baltimore Ravens (AFC) 17	Chicago Bears (NFC) 16	19,876
Aug. 1, 2019	Denver Broncos (AFC) 14	Atlanta Falcons (NFC) 10	20,802
2020	(No game was played)		
Aug. 5, 2021	Pittsburgh Steelers (AFC) 16	Dallas Cowboys (NFC) 3	20,113
Aug. 4, 2022	Las Vegas Raiders (AFC) 27	Jacksonville Jaguars (AFC) 11	17,129
Aug. 3, 2023	Cleveland Browns (AFC) 21	New York Jets (AFC) 16	19,020

\*Game called with 5:29 remaining in the fourth quarter because of severe thunder and lightning.

\*\*Game called with 5:49 remaining in the third quarter because of lightning and torrential rain.

# MONDAY NIGHT FOOTBALL

## MONDAY NIGHT FOOTBALL, 1970-2023

*Home team in capitals, games listed in  
chronological order.*

### 2023

N.Y. JETS 22, Buffalo 16  
New Orleans 20, CAROLINA 17  
PITTSBURGH 26, Cleveland 22  
Philadelphia 25, TAMPA BAY 11  
CINCINNATI 19, L.A. Rams 16  
Seattle 24, N.Y. GIANTS 3  
LAS VEGAS 17, Green Bay 13  
Dallas 20, L.A. CHARGERS 17  
MINNESOTA 22, San Francisco 17  
DETROIT 26, Las Vegas 14  
L.A. Chargers 27, N.Y. JETS 6  
Denver 24, BUFFALO 22  
Philadelphia 21, KANSAS CITY 17  
Chicago 12, MINNESOTA 10  
Cincinnati 34, JACKSONVILLE 31  
Tennessee 28, MIAMI 27  
N.Y. GIANTS 24, Green Bay 22  
SEATTLE 20, Philadelphia 17  
Baltimore 33, SAN FRANCISCO 19

### 2022

SEATTLE 17, Denver 16  
BUFFALO 41, Tennessee 7  
PHILADELPHIA 24, Minnesota 7  
Dallas 23, N.Y. GIANTS 16  
SAN FRANCISCO 24, L.A. Rams 9  
KANSAS CITY 30, Las Vegas 29  
L.A. CHARGERS 19, Denver 16 (OT)  
Chicago 33, NEW ENGLAND 14  
CLEVELAND 32, Cincinnati 13  
Bal. Ravens 27, NEW ORLEANS 13  
Washington 32, PHILADELPHIA 21  
San Francisco 38, ARIZONA 10 (Mexico City)  
Pittsburgh 24, INDIANAPOLIS 17  
TAMPA BAY 17, New Orleans 16  
New England 27, ARIZONA 13  
GREEN BAY 24, L.A. Rams 12  
L.A. Chargers 20, INDIANAPOLIS 3  
Buffalo at CINCINNATI (cancelled)

### 2021

LAS VEGAS 33, Bal. Ravens 27 (OT)  
GREEN BAY 35, Detroit 17  
DALLAS 41, Philadelphia 21  
L.A. CHARGERS 28, Las Vegas 14  
BAL. RAVENS 31, Indianapolis 25  
TENNESSEE 34, Buffalo 31  
New Orleans 13, SEATTLE 10  
KANSAS CITY 20, N.Y. Giants 17  
PITTSBURGH 29, Chicago 27  
SAN FRANCISCO 31, L.A. Rams 10  
TAMPA BAY 30, N.Y. Giants 10  
WASHINGTON 17, Seattle 15  
New England 14, Buffalo 10  
L.A. Rams 30, ARIZONA 23  
Minnesota 17, CHICAGO 9  
Miami 20, NEW ORLEANS 3  
PITTSBURGH 26, Cleveland 14

### 2020

Pittsburgh 26, N.Y. GIANTS 16  
Tennessee 16, DENVER 14  
LAS VEGAS 34, New Orleans 24  
Kansas City 34, BAL. RAVENS 20  
GREEN BAY 30, Atlanta 16  
NEW ORLEANS 30, L.A. Chargers 27 (OT)  
Arizona 38, DALLAS 10  
L.A. RAMS 24, Chicago 10  
Tampa Bay 25, N.Y. GIANTS 23  
New England 30, N.Y. JETS 27  
Minnesota 19, CHICAGO 13  
L.A. Rams 27, TAMPA BAY 24  
Seattle 23, PHILADELPHIA 17  
Buffalo 34, SAN FRANCISCO 24  
Bal. Ravens 47, CLEVELAND 42  
CINCINNATI 27, Pittsburgh 17  
Buffalo 38, NEW ENGLAND 9

### 2019

NEW ORLEANS 30, Hou. Texans 28  
OAKLAND 24, Denver 16  
Cleveland 23, N.Y. JETS 3  
Chicago 31, WASHINGTON 15  
PITTSBURGH 27, Cincinnati 3  
SAN FRANCISCO 31, Cleveland 3  
GREEN BAY 23, Detroit 22  
New England 33, N.Y. JETS 0  
PITTSBURGH 27, Miami 14  
Dallas 37, N.Y. GIANTS 18  
Seattle 27, SAN FRANCISCO 24 (OT)  
Kansas City 24, L.A. CHARGERS 17  
(Mexico City)  
Bal. Ravens 45, L.A. RAMS 6  
SEATTLE 37, Minnesota 30  
PHILADELPHIA 23, N.Y. Giants 17 (OT)  
NEW ORLEANS 34, Indianapolis 7  
Green Bay 23, MINNESOTA 10

### 2018

N.Y. Jets 48, DETROIT 17  
L.A. Rams 33, OAK. RAIDERS 13  
CHICAGO 24, Seattle 17  
Pittsburgh 30, TAMPA BAY 27  
Kansas City 27, DENVER 23  
NEW ORLEANS 43, Washington 19  
GREEN BAY 33, San Francisco 30  
ATLANTA 23, N.Y. Giants 20  
New England 25, BUFFALO 6  
Tennessee 28, DALLAS 14  
N.Y. Giants 27, SAN FRANCISCO 23  
L.A. RAMS 54, Kansas City 51  
HOU. TEXANS 34, Tennessee 17  
PHILADELPHIA 28, Washington 13  
SEATTLE 21, Minnesota 7  
New Orleans 12, CAROLINA 9  
OAKLAND 27, Denver 14

### 2017

MINNESOTA 29, New Orleans 19  
DENVER 24, L.A. Chargers 21  
Detroit 24, N.Y. GIANTS 10  
Dallas 28, ARIZONA 17  
KANSAS CITY 29, Washington 20  
Minnesota 20, CHICAGO 17  
TENNESSEE 36, Indianapolis 22  
PHILADELPHIA 34, Washington 24  
KANSAS CITY 29, Denver 19  
Detroit 30, GREEN BAY 17  
CAROLINA 45, Miami 21  
Atlanta 34, SEATTLE 31  
BAL. RAVENS 23, Hou. Texans 16  
Pittsburgh 23, CINCINNATI 20  
MIAMI 27, New England 20  
Atlanta 24, TAMPA BAY 21  
Pittsburgh 34, HOU. TEXANS 6  
PHILADELPHIA 19, Oakland 10

### 2016

Pittsburgh 38, WASHINGTON 16  
SAN FRANCISCO 28, L.A. Rams 0  
Philadelphia 29, CHICAGO 14  
Atlanta 45, NEW ORLEANS 32  
MINNESOTA 24, N.Y. Giants 10  
Tampa Bay 17, CAROLINA 14  
ARIZONA 28, N.Y. Jets 3  
DENVER 27, Hou. Texans 9  
CHICAGO 20, Minnesota 10  
SEATTLE 31, Buffalo 25  
N.Y. GIANTS 21, Cincinnati 20  
OAKLAND 27, Hou. Texans 20  
(Mexico City)  
Green Bay 27, PHILADELPHIA 13  
Indianapolis 41, N.Y. JETS 10  
NEW ENGLAND 30, Bal. Ravens 23  
Carolina 26, WASHINGTON 15  
DALLAS 42, Detroit 21

### 2015

ATLANTA 26, Philadelphia 24  
SAN FRANCISCO 20, Minnesota 3  
N.Y. Jets 20, INDIANAPOLIS 7  
GREEN BAY 38, Kansas City 28  
SEATTLE 13, Detroit 10  
Pittsburgh 24, S.D. CHARGERS 20  
PHILADELPHIA 27, N.Y. Giants 7  
ARIZONA 26, Bal. Ravens 18  
CAROLINA 29, Indianapolis 26 (OT)  
Chicago 22, S.D. CHARGERS 19  
Hou. Texans 10, CINCINNATI 6  
NEW ENGLAND 20, Buffalo 13  
Bal. Ravens 33, CLEVELAND 27  
Dallas 19, WASHINGTON 16  
N.Y. Giants 31, MIAMI 24  
Detroit 35, NEW ORLEANS 27  
DENVER 20, Cincinnati 17 (OT)

**MONDAY NIGHT FOOTBALL****2014**

DETROIT 35, N.Y. Giants 14  
 ARIZONA 18, S.D. Chargers 17  
 Philadelphia 30, INDIANAPOLIS 27  
 Chicago 27, N.Y. JETS 19  
 KANSAS CITY 41, New England 14  
 Seattle 27, WASHINGTON 17  
 San Francisco 31, ST.L. RAMS 17  
 PITTSBURGH 30, Hou. Texans 23  
 Washington 20, DALLAS 17 (OT)  
 Indianapolis 40, N.Y. GIANTS 24  
 PHILADELPHIA 45, Carolina 21  
 Pittsburgh 27, TENNESSEE 24  
 Bal. Ravens 34, NEW ORLEANS 27  
 Miami 16, N.Y. JETS 13  
 GREEN BAY 43, Atlanta 37  
 New Orleans 31, CHICAGO 15  
 CINCINNATI 37, Denver 28

**2013**

Philadelphia 33, WASHINGTON 27  
 Hou. Texans 31, S.D. CHARGERS 28  
 CINCINNATI 20, Pittsburgh 10  
 DENVER 37, Oakland 21  
 NEW ORLEANS 38, Miami 17  
 N.Y. Jets 30, ATLANTA 28  
 S.D. CHARGERS 19, Indianapolis 9  
 N.Y. GIANTS 23, Minnesota 7  
 Seattle 14, ST.L. RAMS 9  
 Chicago 27, GREEN BAY 20  
 TAMPA BAY 22, Miami 19  
 CAROLINA 24, New England 20  
 San Francisco 27, WASHINGTON 6  
 SEATTLE 34, New Orleans 7  
 CHICAGO 45, Dallas 28  
 Bal. Ravens 18, DETROIT 16  
 SAN FRANCISCO 34, Atlanta 24

**2012**

BAL. RAVENS 44, Cincinnati 13  
 S.D. Chargers 22, OAKLAND 14  
 ATLANTA 27, Denver 21  
 SEATTLE 14, Green Bay 12  
 Chicago 34, DALLAS 18  
 Hou. Texans 23, N.Y. JETS 17  
 DENVER 35, S.D. Chargers 24  
 CHICAGO 13, Detroit 7  
 San Francisco 24, ARIZONA 3  
 NEW ORLEANS 28, Philadelphia 13  
 PITTSBURGH 16, Kansas City 13 (OT)  
 SAN FRANCISCO 32, Chicago 7  
 Carolina 30, PHILADELPHIA 22  
 WASHINGTON 17, N.Y. Giants 16  
 NEW ENGLAND 42, Hou. Texans 14  
 TENNESSEE 14, N.Y. Jets 10

**2011**

New England 38, MIAMI 24  
 Oakland 23, DENVER 20  
 N.Y. GIANTS 28, ST.L. Rams 16  
 DALLAS 18, Washington 16  
 TAMPA BAY 24, Indianapolis 17  
 DETROIT 24, Chicago 13  
 N.Y. JETS 24, Miami 6  
 JACKSONVILLE 12, Bal. Ravens 7  
 KANSAS CITY 23, S.D. Chargers 20 (OT)  
 Chicago 30, PHILADELPHIA 24  
 GREEN BAY 45, Minnesota 7  
 NEW ENGLAND 34, Kansas City 3  
 NEW ORLEANS 49, N.Y. Giants 24  
 S.D. Chargers 38, JACKSONVILLE 14  
 SEATTLE 30, St.L. Rams 13  
 SAN FRANCISCO 20, Pittsburgh 3  
 NEW ORLEANS 45, Atlanta 16

**2010**

Bal. Ravens 10, N.Y. JETS 9  
 KANSAS CITY 21, S.D. Chargers 14  
 New Orleans 25, SAN FRANCISCO 22  
 CHICAGO 20, Green Bay 17  
 New England 41, MIAMI 14  
 N.Y. JETS 29, Minnesota 20  
 Tennessee 30, JACKSONVILLE 3  
 N.Y. Giants 41, DALLAS 35  
 INDIANAPOLIS 30, Hou. Texans 17  
 Pittsburgh 27, CINCINNATI 21  
 Philadelphia 59, WASHINGTON 28  
 S.D. Chargers 35, Denver 14  
 San Francisco 27, ARIZONA 6  
 NEW ENGLAND 45, N.Y. Jets 3  
 N.Y. Giants 21, MINNESOTA 3  
 Bal. Ravens 34, HOU. TEXANS 28 (OT)  
 Chicago 40, MINNESOTA 14  
 New Orleans 17, ATLANTA 14

**2009**

NEW ENGLAND 25, Buffalo 24  
 S.D. Chargers 24, OAKLAND 20  
 Indianapolis 27, MIAMI 23  
 DALLAS 21, Carolina 7  
 MINNESOTA 30, Green Bay 23  
 MIAMI 31, N.Y. Jets 27  
 Denver 34, S.D. CHARGERS 23  
 Philadelphia 27, WASHINGTON 17  
 NEW ORLEANS 35, Atlanta 27  
 Pittsburgh 28, DENVER 10  
 Bal. Ravens 16, CLEVELAND 0  
 Tennessee 20, HOU. TEXANS 17  
 NEW ORLEANS 38, New England 17  
 GREEN BAY 27, Bal. Ravens 14  
 SAN FRANCISCO 24, Arizona 9  
 N.Y. Giants 45, WASHINGTON 12  
 CHICAGO 36, Minnesota 30 (OT)

**2008**

GREEN BAY 24, Minnesota 19  
 Denver 41, OAKLAND 14  
 DALLAS 41, Philadelphia 37  
 S.D. CHARGERS 48, N.Y. Jets 29  
 PITTSBURGH 23, Bal. Ravens 20  
 Minnesota 30, NEW ORLEANS 27  
 CLEVELAND 35, N.Y. Giants 14  
 NEW ENGLAND 41, Denver 7  
 TENNESSEE 31, Indianapolis 21  
 Pittsburgh 23, WASHINGTON 6  
 ARIZONA 29, San Francisco 24  
 Cleveland 29, BUFFALO 27  
 NEW ORLEANS 51, Green Bay 29  
 HOU. TEXANS 30, Jacksonville 17  
 CAROLINA 28, Tampa Bay 23  
 PHILADELPHIA 30, Cleveland 10  
 CHICAGO 20, Green Bay 17

**2007**

CINCINNATI 27, Bal. Ravens 20  
 SAN FRANCISCO 20, Arizona 17  
 Washington 20, PHILADELPHIA 12  
 Tennessee 31, NEW ORLEANS 14  
 New England 34, CINCINNATI 13  
 Dallas 25, BUFFALO 24  
 N.Y. Giants 31, ATLANTA 10  
 Indianapolis 29, JACKSONVILLE 7  
 Green Bay 19, DENVER 13 (OT)  
 PITTSBURGH 38, Bal. Ravens 7  
 SEATTLE 24, San Francisco 0  
 DENVER 34, Tennessee 20  
 PITTSBURGH 3, Miami 0  
 New England 27, BAL. RAVENS 24  
 New Orleans 34, ATLANTA 14  
 MINNESOTA 13, Chicago 13  
 S.D. CHARGERS 23, Denver 3

**2006**

Minnesota 19, WASHINGTON 16  
 S.D. Chargers 27, OAKLAND 0  
 JACKSONVILLE 9, Pittsburgh 0  
 NEW ORLEANS 23, Atlanta 3  
 PHILADELPHIA 31, Green Bay 9  
 DENVER 13, Bal. Ravens 3  
 Chicago 24, ARIZONA 23  
 N.Y. Giants 36, DALLAS 22  
 New England 31, MINNESOTA 7  
 SEATTLE 16, Oakland 0  
 CAROLINA 24, Tampa Bay 10  
 JACKSONVILLE 26, N.Y. Giants 10  
 SEATTLE 34, Green Bay 24  
 PHILADELPHIA 27, Carolina 24  
 Chicago 42, ST.L. RAMS 27  
 INDIANAPOLIS 34, Cincinnati 16  
 N.Y. Jets 13, MIAMI 10

## MONDAY NIGHT FOOTBALL

### 2005

ATLANTA 14, Philadelphia 10  
N.Y. Giants 27, NEW ORLEANS 10  
Washington 14, DALLAS 13  
DENVER 30, Kansas City 10  
CAROLINA 32, Green Bay 29  
Pittsburgh 24, S.D. CHARGERS 22  
INDIANAPOLIS 45, St.L. Rams 28  
ATLANTA 27, N.Y. Jets 14  
PITTSBURGH 20, Bal. Ravens 19  
Indianapolis 40, NEW ENGLAND 21  
Dallas 21, PHILADELPHIA 20  
Minnesota 20, GREEN BAY 17  
INDIANAPOLIS 26, Pittsburgh 7  
Seattle 42, PHILADELPHIA 0  
ATLANTA 36, New Orleans 17  
BAL. RAVENS 48, Green Bay 3  
New England 31, N.Y. JETS 21

### 2004

Green Bay 24, CAROLINA 14  
PHILADELPHIA 27, Minnesota 16  
Dallas 21, WASHINGTON 18  
Kansas City 27, BAL. RAVENS 24  
Tennessee 48, GREEN BAY 27  
ST.L. RAMS 28, Tampa Bay 21  
CINCINNATI 23, Denver 10  
N.Y. JETS 41, Miami 14  
INDIANAPOLIS 31, Minnesota 28  
Philadelphia 49, DALLAS 21  
New England 27, KANSAS CITY 19  
GREEN BAY 45, St.L. Rams 17  
Dallas 43, SEATTLE 39  
Kansas City 49, TENNESSEE 38  
MIAMI 29, New England 28  
ST.L. RAMS 20, Philadelphia 7

### 2003

Tampa Bay 17, Philadelphia 0  
Dallas 35, N.Y. GIANTS 32 (OT)  
DENVER 31, Oakland 10  
Green Bay 38, CHICAGO 23  
Indianapolis 38, TAMPA BAY 35 (OT)  
ST.L. RAMS 36, Atlanta 0  
Kansas City 17, OAKLAND 10  
Miami 26, S.D. CHARGERS 10  
New England 30, DENVER 26  
Philadelphia 17, GREEN BAY 14  
SAN FRANCISCO 30, Pittsburgh 14  
TAMPA BAY 19, N.Y. Giants 13  
N.Y. JETS 24, Tennessee 17  
St.L. Rams 26, CLEVELAND 20  
Philadelphia 34, MIAMI 27  
Green Bay 41, OAKLAND 7

### 2002

NEW ENGLAND 30, Pittsburgh 14  
Philadelphia 37, WASHINGTON 7  
TAMPA BAY 26, St.L. Rams 14  
BAL. RAVENS 34, Denver 23  
Green Bay 34, CHICAGO 21  
San Francisco 28, SEATTLE 21  
PITTSBURGH 28, Indianapolis 10  
PHILADELPHIA 17, N.Y. Giants 3  
GREEN BAY 24, Miami 10  
Oakland 34, DENVER 10  
ST.L. RAMS 21, Chicago 16  
Philadelphia 38, SAN FRANCISCO 17  
OAKLAND 26, N.Y. Jets 20  
MIAMI 27, Chicago 9  
TENNESSEE 24, New England 7  
Pittsburgh 17, TAMPA BAY 7  
ST.L. RAMS 31, San Francisco 20

### 2001

DENVER 31, N.Y. Giants 20  
GREEN BAY 37, Washington 0  
San Francisco 19, N.Y. JETS 17  
St.L. Rams 35, DETROIT 0  
DALLAS 9, Washington 7  
Philadelphia 10, N.Y. GIANTS 9  
PITTSBURGH 34, Tennessee 7  
OAKLAND 38, Denver 28  
Bal. Ravens 16, TENNESSEE 10  
MINNESOTA 28, N.Y. Giants 16  
Tampa Bay 24, ST.L. RAMS 17  
Green Bay 28, JACKSONVILLE 21  
MIAMI 41, Indianapolis 6  
St.L. Rams 34, NEW ORLEANS 21  
BAL. RAVENS 19, Minnesota 3

### 2000

ST.L. RAMS 41, Denver 36  
N.Y. JETS 20, New England 19  
Dallas 27, WASHINGTON 21  
INDIANAPOLIS 43, Jacksonville 14  
KANSAS CITY 24, Seattle 17  
MINNESOTA 30, Tampa Bay 23  
TENNESSEE 27, Jacksonville 13  
N.Y. JETS 40, Miami 37 (OT)  
Tennessee 27, WASHINGTON 21  
GREEN BAY 26, Minnesota 20 (OT)  
DENVER 27, Oakland 24  
Washington 33, ST.L. RAMS 20  
CAROLINA 31, Green Bay 14  
NEW ENGLAND 30, Kansas City 24  
INDIANAPOLIS 44, Buffalo 20  
TAMPA BAY 38, St.L. Rams 35  
TENNESSEE 31, Dallas 0

### 1999

Miami 38, DENVER 21  
DALLAS 24, Atlanta 7  
San Francisco 24, ARIZONA 10  
Buffalo 23, MIAMI 18  
Jacksonville 16, N.Y. JETS 6  
N.Y. GIANTS 13, Dallas 10  
PITTSBURGH 13, Atlanta 9  
Seattle 27, GREEN BAY 7  
MINNESOTA 27, Dallas 17  
N.Y. Jets 24, NEW ENGLAND 17  
DENVER 27, Oakland 21 (OT)  
Green Bay 20, SAN FRANCISCO 3  
TAMPA BAY 24, Minnesota 17  
JACKSONVILLE 27, Denver 24  
MINNESOTA 24, Green Bay 20  
N.Y. Jets 38, MIAMI 31  
ATLANTA 34, San Francisco 29

### 1998

DENVER 27, New England 21  
San Francisco 45, WASHINGTON 10  
Dallas 31, N.Y. GIANTS 7  
DETROIT 27, Tampa Bay 6  
Minnesota 37, GREEN BAY 24  
JACKSONVILLE 28, Miami 21  
N.Y. Jets 24, NEW ENGLAND 14  
Pittsburgh 20, KANSAS CITY 13  
Dallas 34, PHILADELPHIA 0  
PITTSBURGH 27, Green Bay 20  
Denver 30, KANSAS CITY 7  
NEW ENGLAND 26, Miami 23  
SAN FRANCISCO 31, N.Y. Giants 7  
TAMPA BAY 24, Green Bay 22  
SAN FRANCISCO 35, Detroit 13  
MIAMI 31, Denver 21  
JACKSONVILLE 21, Pittsburgh 3

### 1997

GREEN BAY 38, Chicago 24  
Kansas City 28, OAKLAND 27  
DALLAS 21, Philadelphia 20  
JACKSONVILLE 30, Pittsburgh 21  
San Francisco 34, CAROLINA 21  
DENVER 34, New England 13  
WASHINGTON 21, Dallas 16  
Buffalo 9, INDIANAPOLIS 6  
Green Bay 28, NEW ENGLAND 10  
Chicago 36, MIAMI 33 (OT)  
KANSAS CITY 13, Pittsburgh 10  
San Francisco 24, PHILADELPHIA 12  
MIAMI 30, Buffalo 13  
DENVER 31, Oakland 3  
Green Bay 27, MINNESOTA 11  
Carolina 23, DALLAS 13  
SAN FRANCISCO 34, Denver 17  
New England 14, MIAMI 12

# MONDAY NIGHT FOOTBALL

## 1996

Chicago 22, Dallas 6  
GREEN BAY 39, Philadelphia 13  
PITTSBURGH 24, Buffalo 6  
INDIANAPOLIS 10, Miami 6  
Dallas 23, PHILADELPHIA 19  
Pittsburgh 17, KANSAS CITY 7  
GREEN BAY 23, San Francisco 20 (OT)  
Oakland 23, S.D. CHARGERS 14  
Chicago 15, MINNESOTA 13  
Denver 22, OAKLAND 21  
S.D. CHARGERS 27, Detroit 21  
DALLAS 21, Green Bay 6  
Pittsburgh 24, MIAMI 17  
San Francisco 34, ATLANTA 10  
OAKLAND 26, Kansas City 7  
MIAMI 16, Buffalo 14  
SAN FRANCISCO 24, Detroit 14

## 1995

Dallas 35, N.Y. GIANTS 0  
Green Bay 27, CHICAGO 24  
MIAMI 23, Pittsburgh 10  
DETROIT 27, San Francisco 24  
Buffalo 22, CLEVELAND 19  
KANSAS CITY 29, S.D. Chargers 23 (OT)  
DENVER 27, Oakland 0  
NEW ENGLAND 27, Buffalo 14  
Chicago 14, MINNESOTA 6  
DALLAS 34, Philadelphia 12  
PITTSBURGH 20, Cleveland 3  
San Francisco 44, Miami 20  
S.D. CHARGERS 12, Oakland 6  
DETROIT 27, Chicago 7  
MIAMI 13, Kansas City 6  
SAN FRANCISCO 37, Minnesota 30  
Dallas 37, ARIZONA 13

## 1994

SAN FRANCISCO 44, L.A. Raiders 14  
PHILADELPHIA 30, Chicago 22  
Detroit 20, DALLAS 17 (OT)  
BUFFALO 27, Denver 20  
PITTSBURGH 30, Hou. Oilers 14  
Minnesota 27, N.Y. GIANTS 10  
Kansas City 31, DENVER 28  
PHILADELPHIA 21, Hou. Oilers 6  
Green Bay 33, CHICAGO 6  
DALLAS 38, N.Y. Giants 10  
PITTSBURGH 23, Buffalo 10  
N.Y. Giants 13, HOU. OILERS 10  
San Francisco 35, NEW ORLEANS 14  
L.A. Raiders 24, S.D. CHARGERS 17  
MIAMI 45, Kansas City 28  
Dallas 24, NEW ORLEANS 16  
MINNESOTA 21, San Francisco 14

## 1993

WASHINGTON 35, Dallas 16  
CLEVELAND 23, San Francisco 13  
KANSAS CITY 15, Denver 7  
Pittsburgh 45, ATLANTA 17  
MIAMI 17, Washington 10  
BUFFALO 35, Hou. Oilers 7  
L.A. Raiders 23, DENVER 20  
Minnesota 19, CHICAGO 12  
BUFFALO 24, Washington 10  
KANSAS CITY 23, Green Bay 16  
PITTSBURGH 23, Buffalo 0  
SAN FRANCISCO 42, New Orleans 7  
S.D. Chargers 31, INDIANAPOLIS 0  
DALLAS 23, Philadelphia 17  
Pittsburgh 21, MIAMI 20  
N.Y. Giants 24, NEW ORLEANS 14  
S.D. CHARGERS 45, Miami 20  
Philadelphia 37, SAN FRANCISCO 34 (OT)

## 1992

DALLAS 23, Washington 10  
Miami 27, CLEVELAND 23  
N.Y. Giants 27, CHICAGO 14  
KANSAS CITY 27, L.A. Raiders 7  
PHILADELPHIA 31, Dallas 7  
WASHINGTON 34, Denver 3  
PITTSBURGH 20, Cincinnati 0  
Buffalo 24, N.Y. JETS 20  
Minnesota 38, CHICAGO 10  
San Francisco 41, ATLANTA 3  
Buffalo 26, MIAMI 20  
NEW ORLEANS 20, Washington 3  
SEATTLE 16, Denver 13 (OT)  
HOU. OILERS 24, Chicago 7  
MIAMI 20, L.A. Raiders 7  
Dallas 41, ATLANTA 17  
SAN FRANCISCO 24, Detroit 6

## 1991

N.Y. GIANTS 16, San Francisco 14  
Washington 33, DALLAS 31  
HOU. OILERS 17, Kansas City 7  
CHICAGO 19, N.Y. Jets 13 (OT)  
WASHINGTON 23, Philadelphia 0  
KANSAS CITY 33, Buffalo 6  
N.Y. Giants 23, PITTSBURGH 20  
BUFFALO 35, Cincinnati 16  
KANSAS CITY 24, L.A. Raiders 21  
PHILADELPHIA 30, N.Y. Giants 7  
Chicago 34, MINNESOTA 17  
Buffalo 41, MIAMI 27  
San Francisco 33, L.A. RAMS 10  
Philadelphia 13, HOU. OILERS 6  
MIAMI 37, Cincinnati 13  
NEW ORLEANS 27, L.A. Raiders 0  
SAN FRANCISCO 52, Chicago 14

## 1990

San Francisco 13, NEW ORLEANS 12  
DENVER 24, Kansas City 23  
Buffalo 30, N.Y. JETS 7  
SEATTLE 31, Cincinnati 16  
Cleveland 30, DENVER 29  
PHILADELPHIA 32, Minnesota 24  
Cincinnati 34, CLEVELAND 13  
PITTSBURGH 41, L.A. Rams 10  
N.Y. Giants 24, INDIANAPOLIS 7  
PHILADELPHIA 28, Washington 14  
L.A. Raiders 13, MIAMI 10  
HOU. OILERS 27, Buffalo 24  
SAN FRANCISCO 7, N.Y. Giants 3  
L.A. Raiders 38, DETROIT 31  
San Francisco 26, L.A. RAMS 10  
NEW ORLEANS 20, L.A. Rams 17

## 1989

N.Y. Giants 27, WASHINGTON 24  
Denver 28, BUFFALO 14  
CINCINNATI 21, Cleveland 14  
CHICAGO 27, Philadelphia 13  
L.A. Raiders 14, N.Y. JETS 7  
BUFFALO 23, L.A. Rams 20  
CLEVELAND 27, Chicago 7  
N.Y. GIANTS 24, Minnesota 14  
SAN FRANCISCO 31, New Orleans 13  
HOU. OILERS 26, Cincinnati 24  
Denver 14, WASHINGTON 10  
SAN FRANCISCO 34, N.Y. Giants 24  
SEATTLE 17, Buffalo 16  
San Francisco 30, L.A. RAMS 27  
NEW ORLEANS 30, Philadelphia 20  
MINNESOTA 29, Cincinnati 21

## 1988

N.Y. GIANTS 27, Washington 20  
Dallas 17, PHOENIX 14  
CLEVELAND 23, Indianapolis 17  
L.A. Raiders 30, DENVER 27 (OT)  
NEW ORLEANS 20, Dallas 17  
PHILADELPHIA 24, N.Y. Giants 13  
Buffalo 37, N.Y. JETS 14  
CHICAGO 10, San Francisco 9  
INDIANAPOLIS 55, Denver 23  
HOU. OILERS 24, Cleveland 17  
Buffalo 31, MIAMI 6  
SAN FRANCISCO 37, Washington 21  
SEATTLE 35, L.A. Raiders 27  
L.A. RAMS 23, Chicago 3  
MIAMI 38, Cleveland 31  
MINNESOTA 28, Chicago 27

## MONDAY NIGHT FOOTBALL

### 1987

CHICAGO 34, N.Y. Giants 19  
N.Y. JETS 43, New England 24  
San Francisco 41, N.Y. GIANTS 21  
DENVER 30, L.A. Raiders 14  
Washington 13, DALLAS 7  
CLEVELAND 30, L.A. Rams 17  
MINNESOTA 34, Denver 27  
DALLAS 33, N.Y. Giants 24  
N.Y. JETS 30, Seattle 14  
DENVER 31, Chicago 29  
L.A. Rams 30, WASHINGTON 26  
L.A. Raiders 37, SEATTLE 14  
MIAMI 37, N.Y. Jets 28  
SAN FRANCISCO 41, Chicago 0  
Dallas 29, L.A. RAMS 21  
New England 24, MIAMI 10

### 1986

DALLAS 31, N.Y. Giants 28  
Denver 21, PITTSBURGH 10  
Chicago 25, GREEN BAY 12  
Dallas 31, ST.L. CARDINALS 7  
SEATTLE 33, S.D. Chargers 7  
CINCINNATI 24, Pittsburgh 22  
N.Y. JETS 22, Denver 10  
N.Y. GIANTS 27, Washington 20  
L.A. Rams 20, CHICAGO 17  
CLEVELAND 26, Miami 16  
WASHINGTON 14, San Francisco 6  
MIAMI 45, N.Y. Jets 3  
N.Y. Giants 21, SAN FRANCISCO 17  
SEATTLE 37, L.A. Raiders 0  
Chicago 16, DETROIT 13  
New England 34, MIAMI 27

### 1985

DALLAS 44, Washington 14  
CLEVELAND 17, Pittsburgh 7  
L.A. Rams 35, SEATTLE 24  
Cincinnati 37, PITTSBURGH 24  
WASHINGTON 27, ST.L. Cardinals 10  
N.Y. JETS 23, Miami 7  
CHICAGO 23, Green Bay 7  
L.A. RAIDERS 34, S.D. Chargers 21  
ST.L. RAMS 21, Dallas 10  
DENVER 17, San Francisco 16  
WASHINGTON 23, N.Y. Giants 21  
SAN FRANCISCO 19, Seattle 6  
MIAMI 38, Chicago 24  
L.A. Rams 27, SAN FRANCISCO 20  
MIAMI 30, New England 27  
L.A. Raiders 16, L.A. RAMS 6

### 1984

Dallas 20, L.A. RAMS 13  
SAN FRANCISCO 37, Washington 31  
Miami 21, BUFFALO 17  
L.A. RAIDERS 33, S.D. Chargers 30  
PITTSBURGH 38, Cincinnati 17  
San Francisco 31, N.Y. GIANTS 10  
DENVER 17, Green Bay 14  
L.A. Rams 24, ATLANTA 10  
Seattle 24, S.D. CHARGERS 0  
WASHINGTON 27, Atlanta 14  
SEATTLE 17, L.A. Raiders 14  
NEW ORLEANS 27, Pittsburgh 24  
MIAMI 28, N.Y. Jets 17  
S.D. CHARGERS 20, Chicago 7  
L.A. Raiders 24, DETROIT 3  
MIAMI 28, Dallas 21

### 1983

Dallas 31, WASHINGTON 30  
S.D. Chargers 17, KANSAS CITY 14  
L.A. RAIDERS 27, Miami 14  
N.Y. GIANTS 27, Green Bay 3  
N.Y. Jets 34, BUFFALO 10  
Pittsburgh 24, CINCINNATI 14  
GREEN BAY 48, Washington 47  
ST.L. CARDINALS 20, N.Y. Giants 20 (OT)  
Washington 27, S.D. CHARGERS 24  
DETROIT 15, N.Y. Giants 9  
L.A. Rams 36, ATLANTA 13  
N.Y. Jets 31, NEW ORLEANS 28  
MIAMI 38, Cincinnati 14  
DETROIT 13, Minnesota 2  
Green Bay 12, TAMPA BAY 9 (OT)  
SAN FRANCISCO 42, Dallas 17

### 1982

Pittsburgh 36, DALLAS 28  
Green Bay 27, N.Y. GIANTS 19  
L.A. RAIDERS 28, S.D. Chargers 24  
TAMPA BAY 23, Miami 17  
N.Y. Jets 28, DETROIT 13  
Dallas 37, HOU. OILERS 7  
S.D. CHARGERS 50, Cincinnati 34  
MIAMI 27, Buffalo 10  
MINNESOTA 31, Dallas 27

### 1981

S.D. Chargers 44, CLEVELAND 14  
Oakland 36, MINNESOTA 10  
Dallas 35, NEW ENGLAND 21  
L.A. Rams 24, CHICAGO 7  
PHILADELPHIA 16, Atlanta 13  
BUFFALO 31, Miami 21  
DETROIT 48, Chicago 17  
PITTSBURGH 26, Hou. Oilers 13  
DENVER 19, Minnesota 17  
DALLAS 27, Buffalo 14  
SEATTLE 44, S.D. Chargers 23  
ATLANTA 31, Minnesota 30  
MIAMI 13, Philadelphia 10  
OAKLAND 30, Pittsburgh 27  
L.A. RAMS 21, Atlanta 16  
S.D. CHARGERS 23, Oakland 10

### 1980

Dallas 17, WASHINGTON 3  
Hou. Oilers 16, CLEVELAND 7  
PHILADELPHIA 35, N.Y. Giants 3  
NEW ENGLAND 23, Denver 14  
CHICAGO 23, Tampa Bay 0  
DENVER 20, Washington 17  
Oakland 45, PITTSBURGH 34  
N.Y. JETS 17, Miami 14  
CLEVELAND 27, Chicago 21  
HOU. OILERS 38, New England 34  
Oakland 19, SEATTLE 17  
L.A. Rams 27, NEW ORLEANS 7  
OAKLAND 9, Denver 3  
MIAMI 16, New England 13 (OT)  
L.A. RAMS 38, Dallas 14  
S.D. CHARGERS 26, Pittsburgh 17

### 1979

Pittsburgh 16, NEW ENGLAND 13 (OT)  
Atlanta 14, PHILADELPHIA 10  
WASHINGTON 27, N.Y. Giants 0  
CLEVELAND 26, Dallas 7  
GREEN BAY 27, New England 14  
OAKLAND 13, Miami 3  
N.Y. JETS 14, Minnesota 7  
PITTSBURGH 42, Denver 7  
Seattle 31, ATLANTA 28  
Hou. Oilers 9, MIAMI 6  
Philadelphia 31, DALLAS 21  
L.A. RAMS 20, Atlanta 14  
SEATTLE 30, N.Y. Jets 7  
Oakland 42, NEW ORLEANS 35  
HOU. OILERS 20, Pittsburgh 17  
S.D. CHARGERS 17, Denver 7

### 1978

DALLAS 38, Bal. Colts 0  
MINNESOTA 12, Denver 9 (OT)  
Bal. Colts 34, NEW ENGLAND 27  
Minnesota 24, CHICAGO 20  
WASHINGTON 9, Dallas 5  
MIAMI 21, Cincinnati 0  
DENVER 16, Chicago 7  
Hou. Oilers 24, PITTSBURGH 17  
ATLANTA 15, L.A. Rams 7  
BAL. COLTS 21, Washington 17  
Oakland 34, CINCINNATI 21  
HOU. OILERS 35, Miami 30  
Pittsburgh 24, SAN FRANCISCO 7  
S.D. CHARGERS 40, Chicago 7  
Cincinnati 20, L.A. RAMS 19  
MIAMI 23, New England 3

### 1977

PITTSBURGH 27, San Francisco 0  
CLEVELAND 30, New England 27 (OT)  
Oakland 37, KANSAS CITY 28  
CHICAGO 24, L.A. Rams 23  
PITTSBURGH 20, Cincinnati 14  
L.A. RAMS 35, Minnesota 3  
ST.L. CARDINALS 28, N.Y. Giants 0  
BAL. COLTS 10, Washington 3  
St.L. Cardinals 24, DALLAS 17  
WASHINGTON 10, Green Bay 9  
OAKLAND 34, Buffalo 13  
MIAMI 17, Bal. Colts 6  
Dallas 42, SAN FRANCISCO 35

**MONDAY NIGHT FOOTBALL****1976**

Miami 30, BUFFALO 21  
 Oakland 24, KANSAS CITY 21  
 Washington 20, PHILADELPHIA 17 (OT)  
 MINNESOTA 17, Pittsburgh 6  
 San Francisco 16, L.A. RAMS 0  
 NEW ENGLAND 41, N.Y. Jets 7  
 WASHINGTON 20, St.L. Cardinals 10  
 BAL. COLTS 38, Hou. Oilers 14  
 CINCINNATI 20, L.A. Rams 12  
 DALLAS 17, Buffalo 10  
 Bal. Colts 17, MIAMI 16  
 SAN FRANCISCO 20, Minnesota 16  
 OAKLAND 35, Cincinnati 20

**1975**

Oakland 31, MIAMI 21  
 DENVER 23, Green Bay 13  
 Dallas 36, DETROIT 10  
 WASHINGTON 27, St.L. Cardinals 17  
 N.Y. Giants 17, BUFFALO 14  
 Minnesota 13, CHICAGO 9  
 L.A. Rams 42, PHILADELPHIA 3  
 Kansas City 34, DALLAS 31  
 CINCINNATI 33, Buffalo 24  
 Pittsburgh 32, HOU. OILERS 9  
 MIAMI 20, New England 7  
 OAKLAND 17, Denver 10  
 S.D. CHARGERS 24, N.Y. Jets 16

**1974**

BUFFALO 21, Oakland 20  
 PHILADELPHIA 13, Dallas 10  
 WASHINGTON 30, Denver 3  
 MIAMI 21, N.Y. Jets 17  
 DETROIT 17, San Francisco 13  
 CHICAGO 10, Green Bay 9  
 PITTSBURGH 24, Atlanta 17  
 L.A. Rams 15, SAN FRANCISCO 13  
 Minnesota 28, ST.L. CARDINALS 24  
 Kansas City 42, DENVER 34  
 Pittsburgh 28, NEW ORLEANS 7  
 MIAMI 24, Cincinnati 3  
 Washington 23, L.A. RAMS 17

**1973**

GREEN BAY 23, N.Y. Jets 7  
 DALLAS 40, New Orleans 3  
 DETROIT 31, Atlanta 6  
 WASHINGTON 14, Dallas 7  
 Miami 17, CLEVELAND 9  
 DENVER 23, Oakland 23  
 BUFFALO 23, Kansas City 14  
 PITTSBURGH 21, Washington 16  
 KANSAS CITY 19, Chicago 7  
 ATLANTA 20, Minnesota 14  
 SAN FRANCISCO 20, Green Bay 6  
 MIAMI 30, Pittsburgh 26  
 L.A. RAMS 40, N.Y. Giants 6

**1972**

Washington 24, MINNESOTA 21  
 Kansas City 20, NEW ORLEANS 17  
 N.Y. Giants 27, PHILADELPHIA 12  
 Oakland 34, HOU. OILERS 0  
 Green Bay 24, DETROIT 23  
 CHICAGO 13, Minnesota 10  
 DALLAS 28, Detroit 24  
 Bal. Colts 24, NEW ENGLAND 17  
 Cleveland 21, S.D. CHARGERS 17  
 WASHINGTON 24, Atlanta 13  
 MIAMI 31, St.L. Cardinals 10  
 L.A. Rams 26, SAN FRANCISCO 16  
 OAKLAND 24, N.Y. Jets 16

**1971**

Minnesota 16, DETROIT 13  
 ST.L. CARDINALS 17, N.Y. Jets 10  
 Oakland 34, CLEVELAND 20  
 DALLAS 20, N.Y. Giants 13  
 KANSAS CITY 38, Pittsburgh 16  
 MINNESOTA 10, Bal. Colts 3  
 GREEN BAY 14, Detroit 14  
 BAL. COLTS 24, L.A. Rams 17  
 S.D. CHARGERS 20, ST.L. Cardinals 17  
 ATLANTA 28, Green Bay 21  
 MIAMI 34, Chicago 3  
 Kansas City 26, SAN FRANCISCO 17  
 Washington 38, L.A. RAMS 24

**1970**

CLEVELAND 31, N.Y. Jets 21  
 Kansas City 44, BAL. COLTS 24  
 DETROIT 28, Chicago 14  
 Green Bay 22, S.D. CHARGERS 20  
 OAKLAND 34, Washington 20  
 MINNESOTA 13, L.A. Rams 3  
 PITTSBURGH 21, Cincinnati 10  
 Bal. Colts 13, GREEN BAY 10  
 St.L. Cardinals 38, DALLAS 0  
 PHILADELPHIA 23, N.Y. Giants 20  
 Miami 20, ATLANTA 7  
 Cleveland 21, HOU. OILERS 10  
 Detroit 28, L.A. RAMS 23

# SUNDAY NIGHT FOOTBALL

## SUNDAY NIGHT FOOTBALL, 1978-2023

*Home team in capitals; games listed in  
chronological order*

### 2023

Dallas 40, N.Y. GIANTS 0  
Miami 24, NEW ENGLAND 17  
Pittsburgh 23, LAS VEGAS 18  
Kansas City 23, N.Y. JETS 20  
SAN FRANCISCO 42, Dallas 10  
BUFFALO 14, N.Y. Giants 9  
PHILADELPHIA 31, Miami 17  
L.A. CHARGERS 30, Chicago 13  
CINCINNATI 24, Buffalo 18  
LAS VEGAS 16, N.Y. Jets 12  
DENVER 21, Minnesota 20  
Baltimore 20, L.A. CHARGERS 10  
GREEN BAY 27, Kansas City 19  
DALLAS 33, Philadelphia 13  
Baltimore 23, JACKSONVILLE 7  
New England 26, DENVER 23  
Green Bay 33, MINNESOTA 10  
Buffalo 21, MIAMI 14

### 2022

Tampa Bay 19, DALLAS 3  
GREEN BAY 27, Chicago 10  
DENVER 11, San Francisco 10  
Kansas City 41, TAMPA BAY 31  
BAL. RAVENS 19, Cincinnati 17  
PHILADELPHIA 26, Dallas 17  
MIAMI 16, Pittsburgh 10  
BUFFALO 27, Green Bay 17  
KANSAS CITY 20, Tennessee 17 (OT)  
SAN FRANCISCO 22, L.A. Chargers 17  
Kansas City 30, L.A. CHARGERS 27  
PHILADELPHIA 40, Green Bay 33  
DALLAS 54, Indianapolis 19  
L.A. CHARGERS 23, Miami 17  
N.Y. Giants 20, WASHINGTON 12  
Tampa Bay 19, ARIZONA 16 (OT)  
Pittsburgh 16, BAL. RAVENS 13  
Detroit 20, GREEN BAY 16

### 2021

L.A. RAMS 34, Chicago 14  
BAL. RAVENS 36, Kansas City 35  
Green Bay 30, SAN FRANCISCO 28  
Tampa Bay 19, NEW ENGLAND 17  
Buffalo 38, KANSAS CITY 20  
PITTSBURGH 23, Seattle 20 (OT)  
Indianapolis 30, SAN FRANCISCO 18  
Dallas 20, MINNESOTA 16  
Tennessee 28, L.A. RAMS 16  
Kansas City 41, LAS VEGAS 14  
L.A. CHARGERS 41, Pittsburgh 37  
BAL. RAVENS 16, Cleveland 10  
KANSAS CITY 22, Denver 9  
GREEN BAY 45, Chicago 30  
New Orleans 9, TAMPA BAY 0  
DALLAS 56, Washington 14  
GREEN BAY 37, Minnesota 10  
LAS VEGAS 35, L.A. Chargers 32 (OT)

### 2020

L.A. RAMS 20, Dallas 17  
SEATTLE 35, New England 30  
Green Bay 37, NEW ORLEANS 30  
Philadelphia 25, SAN FRANCISCO 20  
SEATTLE 27, Minnesota 26  
SAN FRANCISCO 24, L.A. Rams 16  
ARIZONA 37, Seattle 34 (OT)  
PHILADELPHIA 23, Dallas 9  
New Orleans 38, TAMPA BAY 3  
NEW ENGLAND 23, Bal. Ravens 17  
Kansas City 35, LAS VEGAS 31  
GREEN BAY 41, Chicago 25  
KANSAS CITY 22, Denver 16  
BUFFALO 26, Pittsburgh 15  
Cleveland 20, N.Y. GIANTS 6  
GREEN BAY 40, Tennessee 14  
Washington 20, PHILADELPHIA 14

### 2019

ATLANTA 24, Philadelphia 20  
L.A. Rams 20, CLEVELAND 13  
NEW ORLEANS 12, Dallas 10  
Indianapolis 19, KANSAS CITY 13  
Pittsburgh 24, L.A. CHARGERS 17  
DALLAS 37, Philadelphia 10  
Green Bay 31, KANSAS CITY 24  
BAL. RAVENS 37, New England 20  
Minnesota 28, DALLAS 24  
L.A. RAMS 17, Chicago 7  
SAN FRANCISCO 37, Green Bay 8  
HOU. TEXANS 28, New England 22  
L.A. RAMS 28, Seattle 12  
Buffalo 17, PITTSBURGH 10  
Kansas City 26, CHICAGO 3  
San Francisco 26, SEATTLE 21

### 2018

GREEN BAY 24, Chicago 23  
DALLAS 20, N.Y. Giants 13  
DETROIT 26, New England 10  
Bal. Ravens 26, PITTSBURGH 14  
HOU. TEXANS 19, Dallas 16 (OT)  
NEW ENGLAND 43, Kansas City 40  
KANSAS CITY 45, Cincinnati 10  
New Orleans 30, MINNESOTA 20  
NEW ENGLAND 31, Green Bay 17  
Dallas 27, PHILADELPHIA 20  
CHICAGO 25, Minnesota 20  
MINNESOTA 24, Green Bay 17  
L.A. Chargers 33, PITTSBURGH 30  
CHICAGO 15, L.A. Rams 6  
Philadelphia 30, L.A. RAMS 23  
SEATTLE 38, Kansas City 31  
Indianapolis 33, TENNESSEE 17

### 2017

DALLAS 19, N.Y. Giants 3  
ATLANTA 34, Green Bay 23  
WASHINGTON 27, Oakland 10  
SEATTLE 46, Indianapolis 18  
Kansas City 42, HOU. TEXANS 34  
N.Y. Giants 23, DENVER 10  
NEW ENGLAND 23, Atlanta 7  
Pittsburgh 20, DETROIT 15  
Oakland 27, MIAMI 24  
New England 41, DENVER 16  
Philadelphia 37, DALLAS 9  
PITTSBURGH 31, Green Bay 28  
SEATTLE 24, Philadelphia 10  
PITTSBURGH 39, Bal. Ravens 38  
Dallas 20, OAKLAND 17

### 2016

New England 23, ARIZONA 21  
MINNESOTA 17, Green Bay 14  
DALLAS 31, Chicago 17  
PITTSBURGH 43, Kansas City 14  
GREEN BAY 23, N.Y. Giants 16  
HOU. TEXANS 26, Indianapolis 23 (OT)  
ARIZONA 6, Seattle 6 (OT)  
DALLAS 29, Philadelphia 23 (OT)  
OAKLAND 30, Denver 20  
Seattle 31, NEW ENGLAND 24  
WASHINGTON 42, Green Bay 24  
Kansas City 30, DENVER 27 (OT)  
SEATTLE 40, Carolina 7  
N.Y. GIANTS 10, Dallas 7  
Pittsburgh 24, CINCINNATI 20  
KANSAS CITY 33, Denver 10  
Green Bay 31, DETROIT 24

### 2015

DALLAS 27, N.Y. Giants 26  
GREEN BAY 27, Seattle 17  
Denver 24, DETROIT 12  
NEW ORLEANS 26, Dallas 20 (OT)  
N.Y. GIANTS 30, San Francisco 27  
New England 34, INDIANAPOLIS 37  
CAROLINA 27, Philadelphia 16  
DENVER 29, Green Bay 10  
Philadelphia 33, DALLAS 27 (OT)  
Arizona 39, SEATTLE 32  
ARIZONA 34, Cincinnati 31  
DENVER 30, New England 24 (OT)  
PITTSBURGH 45, Indianapolis 10  
New England 27, HOU. TEXANS 6  
Arizona 40, PHILADELPHIA 17  
MINNESOTA 49, N.Y. Giants 17  
Minnesota 20, GREEN BAY 13



## SUNDAY NIGHT FOOTBALL

### 2014

DENVER 31, Indianapolis 24  
Chicago 28, SAN FRANCISCO 20  
Pittsburgh 37, CAROLINA 19  
DALLAS 38, New Orleans 17  
NEW ENGLAND 43, Cincinnati 17  
PHILADELPHIA 27, N.Y. Giants 0  
DENVER 42, San Francisco 17  
NEW ORLEANS 44, Green Bay 23  
PITTSBURGH 43, Bal. Ravens 23  
GREEN BAY 55, Chicago 14  
New England 42, INDIANAPOLIS 20  
Dallas 31, N.Y. GIANTS 28  
Denver 29, KANSAS CITY 16  
New England 23, S.D. CHARGERS 14  
Dallas 38, PHILADELPHIA 27  
Seattle 35, ARIZONA 6  
PITTSBURGH 27, Cincinnati 17

### 2013

DALLAS 36, N.Y. Giants 31  
SEATTLE 29, San Francisco 3  
Chicago 40, PITTSBURGH 23  
New England 30, ATLANTA 23  
SAN FRANCISCO 34, Hou. Texans 3  
OAKLAND 27, S.D. Chargers 17  
Dallas 31, Washington 16  
INDIANAPOLIS 39, Denver 33  
Green Bay 44, MINNESOTA 31  
Indianapolis 27, HOU. TEXANS 24  
NEW ORLEANS 49, Dallas 17  
N.Y. Giants 24, WASHINGTON 17  
NEW ENGLAND 34, Denver 31 (OT)  
Denver 35, KANSAS CITY 28  
NEW ORLEANS 31, Carolina 13  
PITTSBURGH 30, Cincinnati 20  
PHILADELPHIA 54, Chicago 11  
Philadelphia 24, DALLAS 22

### 2012

DENVER 31, Pittsburgh 19  
SAN FRANCISCO 27, Detroit 19  
BAL. RAVENS 31, New England 30  
PHILADELPHIA 19, N.Y. Giants 17  
NEW ORLEANS 31, S.D. Chargers 24  
Green Bay 42, HOU. TEXANS 24  
Pittsburgh 24, CINCINNATI 17  
DENVER 34, New Orleans 14  
ATLANTA 19, Dallas 13  
Hou. Texans 13, CHICAGO 6  
Bal. Ravens 13, PITTSBURGH 10  
N.Y. GIANTS 38, Green Bay 10  
DALLAS 38, Philadelphia 33  
GREEN BAY 27, Detroit 20  
San Francisco 41, NEW ENGLAND 34  
SEATTLE 42, San Francisco 13  
WASHINGTON 28, Dallas 18

### 2011

N.Y. JETS 27, Dallas 24  
ATLANTA 35, Philadelphia 31  
Pittsburgh 23, INDIANAPOLIS 20  
BAL. RAVENS 34, N.Y. Jets 17  
Green Bay 25, ATLANTA 14  
CHICAGO 39, Minnesota 10  
NEW ORLEANS 62, Indianapolis 7  
PHILADELPHIA 34, Dallas 7  
Bal. Ravens 23, PITTSBURGH 20  
New England 37, N.Y. JETS 16  
Philadelphia 17, N.Y. GIANTS 10  
Pittsburgh 13, KANSAS CITY 9  
NEW ORLEANS 31, Detroit 17  
N.Y. Giants 37, DALLAS 34  
S.D. CHARGERS 34, Bal. Ravens 14  
GREEN BAY 35, Chicago 21  
N.Y. GIANTS 31, Dallas 14

### 2010

WASHINGTON 13, Dallas 7  
INDIANAPOLIS 38, N.Y. Giants 14  
N.Y. Jets 31, MIAMI 23  
N.Y. GIANTS 17, Chicago 3  
Philadelphia 27, SAN FRANCISCO 24  
Indianapolis 27, WASHINGTON 24  
GREEN BAY 28, Minnesota 24  
NEW ORLEANS 20, Pittsburgh 10  
GREEN BAY 45, Dallas 7  
New England 39, PITTSBURGH 26  
PHILADELPHIA 27, N.Y. Giants 17  
S.D. Chargers 36, INDIANAPOLIS 14  
Pittsburgh 13, BAL. RAVENS 10  
Philadelphia 30, DALLAS 27  
NEW ENGLAND 31, Green Bay 27  
SEATTLE 16, St.L. Rams 6

### 2009

GREEN BAY 21, Chicago 15  
N.Y. Giants 33, DALLAS 31  
Indianapolis 31, ARIZONA 10  
PITTSBURGH 38, S.D. Chargers 28  
Indianapolis 31, TENNESSEE 9  
ATLANTA 21, Chicago 14  
Arizona 24, N.Y. GIANTS 17  
Dallas 20, PHILADELPHIA 16  
INDIANAPOLIS 35, New England 34  
Philadelphia 24, CHICAGO 20  
BAL. RAVENS 20, Pittsburgh 17 (OT)  
ARIZONA 30, Minnesota 17  
Philadelphia 45, N.Y. GIANTS 38  
CAROLINA 26, Minnesota 7  
Dallas 17, WASHINGTON 0  
N.Y. JETS 37, Cincinnati 0

### 2008

Chicago 29, INDIANAPOLIS 13  
Pittsburgh 10, CLEVELAND 6  
Dallas 27, GREEN BAY 16  
CHICAGO 24, Philadelphia 20  
Pittsburgh 26, JACKSONVILLE 21  
S.D. CHARGERS 30, New England 10  
TAMPA BAY 20, Seattle 10  
INDIANAPOLIS 18, New England 15  
N.Y. Giants 36, PHILADELPHIA 31  
Dallas 14, WASHINGTON 10  
Indianapolis 23, S.D. CHARGERS 20  
MINNESOTA 34, Chicago 14  
BAL. RAVENS 24, Washington 10  
DALLAS 20, N.Y. Giants 8  
N.Y. GIANTS 34, Carolina 28 (OT)  
S.D. CHARGERS 52, Denver 21

### 2007

DALLAS 45, N.Y. Giants 35  
NEW ENGLAND 38, S.D. Chargers 14  
Dallas 34, CHICAGO 10  
N.Y. GIANTS 16, Philadelphia 3  
Chicago 27, GREEN BAY 20  
New Orleans 28, SEATTLE 17  
DENVER 31, Pittsburgh 28  
Dallas 38, PHILADELPHIA 17  
S.D. CHARGERS 23, Indianapolis 21  
New England 56, BUFFALO 10  
NEW ENGLAND 31, Philadelphia 28  
PITTSBURGH 24, Cincinnati 10  
Indianapolis 44, BAL. RAVENS 20  
Washington 22, N.Y. GIANTS 10  
Washington 32, MINNESOTA 21  
Tennessee 16, INDIANAPOLIS 10

### 2006

Indianapolis 26, N.Y. GIANTS 21  
DALLAS 27, Washington 10  
Denver 17, NEW ENGLAND 7  
CHICAGO 37, Seattle 6  
S.D. CHARGERS 23, Pittsburgh 13  
DENVER 13, Oakland 3  
Dallas 35, CAROLINA 14  
Indianapolis 27, NEW ENGLAND 20  
Chicago 38, N.Y. GIANTS 20  
S.D. Chargers 35, DENVER 27  
INDIANAPOLIS 45, Philadelphia 21  
Seattle 23, DENVER 20  
New Orleans 42, DALLAS 17  
S.D. CHARGERS 20, Kansas City 9  
Green Bay 26, CHICAGO 7

### 2005

Indianapolis 24, BAL. RAVENS 7  
Kansas City 23, OAKLAND 17  
S.D. CHARGERS 45, N.Y. Giants 23  
ARIZONA 31, San Francisco 14  
JACKSONVILLE 23, Cincinnati 20  
SEATTLE 42, Hou. Texans 10  
NEW ENGLAND 21, Buffalo 16  
WASHINGTON 17, Philadelphia 10  
PITTSBURGH 34, Cleveland 21  
Kansas City 45, HOU. TEXANS 17  
New Orleans 21, N.Y. JETS 19  
S.D. CHARGERS 34, Oakland 10  
GREEN BAY 16, Detroit 13 (OT)  
CHICAGO 16, Atlanta 3  
BAL. RAVENS 30, Minnesota 23  
St.L. Rams 20, DALLAS 10

### 2004

DENVER 34, Kansas City 24  
CINCINNATI 16, Miami 13  
OAKLAND 30, Tampa Bay 20  
Pittsburgh 13, MIAMI 3  
St.L. Rams 24, SAN FRANCISCO 14  
Bal. Ravens 17, WASHINGTON 10  
Minnesota 38, NEW ORLEANS 31  
CHICAGO 23, San Francisco 13  
BAL. RAVENS 27, Cleveland 13  
NEW ENGLAND 29, Buffalo 6  
Green Bay 16, HOU. TEXANS 13  
Oakland 25, DENVER 24  
Pittsburgh 17, JACKSONVILLE 16  
Philadelphia 17, WASHINGTON 14  
INDIANAPOLIS 20, Bal. Ravens 10  
MIAMI 10, Cleveland 7  
N.Y. GIANTS 28, Dallas 24

## SUNDAY NIGHT FOOTBALL

### 2003

TENNESSEE 25, Oakland 20  
MINNESOTA 24, Chicago 13  
MIAMI 17, Buffalo 7  
Indianapolis 55, NEW ORLEANS 21  
Cleveland 33, PITTSBURGH 13  
SEATTLE 20, San Francisco 19  
KANSAS CITY 38, Buffalo 5  
Green Bay 30, MINNESOTA 27  
ST.L. RAMS 33, Bal. Ravens 22  
NEW ENGLAND 12, Dallas 0  
MIAMI 24, Washington 23  
JACKSONVILLE 17, Tampa Bay 10  
ATLANTA 20, Carolina 14 (OT)  
NEW ORLEANS 45, N.Y. Giants 7  
Denver 31, INDIANAPOLIS 17  
BAL. RAVENS 13, Pittsburgh 10 (OT)

### 2002

HOU. TEXANS 19, Dallas 10  
Oakland 30, PITTSBURGH 17  
ATLANTA 30, Cincinnati 3  
SEATTLE 48, Minnesota 23  
Bal. Ravens 26, CLEVELAND 21  
Miami 24, DENVER 22  
WASHINGTON 26, Indianapolis 21  
N.Y. GIANTS 24, Jacksonville 17  
N.Y. JETS 13, Miami 10  
OAKLAND 27, New England 20  
Indianapolis 23, DENVER 20 (OT)  
NEW ORLEANS 23, Tampa Bay 20  
GREEN BAY 26, Minnesota 22  
ST.L. RAMS 30, Arizona 28  
N.Y. Jets 30, NEW ENGLAND 17  
Tampa Bay 15, CHICAGO 0

### 2001

Miami 31, TENNESSEE 23  
Denver 38, ARIZONA 17  
PHILADELPHIA 40, Dallas 18  
SAN FRANCISCO 24, Carolina 14  
Oakland 23, INDIANAPOLIS 18  
N.Y. Jets 16, NEW ORLEANS 9  
SEATTLE 34, Oakland 27  
ST.L. Rams 24, NEW ENGLAND 17  
Chicago 13, MINNESOTA 6  
SAN FRANCISCO 35, Buffalo 0  
DENVER 20, Seattle 7  
Pittsburgh 26, BAL. RAVENS 21  
N.Y. Jets 29, INDIANAPOLIS 28  
Washington 40, NEW ORLEANS 10  
Philadelphia 17, TAMPA BAY 13

### 2000

BUFFALO 16, Tennessee 13  
ARIZONA 32, Dallas 31  
MIAMI 19, Bal. Ravens 6  
Washington 16, N.Y. GIANTS 6  
PHILADELPHIA 38, Atlanta 10  
Bal. Ravens 15, JACKSONVILLE 10  
Minnesota 28, CHICAGO 16  
Oakland 15, S.D. CHARGERS 13  
Carolina 27, ST.L. RAMS 24  
INDIANAPOLIS 23, N.Y. Jets 15  
Jacksonville 34, PITTSBURGH 24  
N.Y. Giants 31, ARIZONA 7  
Green Bay 28, CHICAGO 6  
OAKLAND 31, N.Y. Jets 7  
N.Y. Giants 17, DALLAS 13

### 1999

Pittsburgh 43, CLEVELAND 0  
BUFFALO 17, N.Y. Jets 3  
NEW ENGLAND 16, N.Y. Giants 14  
SEATTLE 22, Oakland 21  
GREEN BAY 26, Tampa Bay 23  
Washington 24, ARIZONA 10  
DETROIT 20, Tampa Bay 3  
MIAMI 17, Tennessee 0  
SEATTLE 20, Denver 17  
JACKSONVILLE 41, New Orleans 23  
CAROLINA 34, Atlanta 28  
NEW ENGLAND 13, Dallas 6  
KANSAS CITY 31, Minnesota 28  
Buffalo 31, ARIZONA 21  
Washington 26, SAN FRANCISCO 20 (OT)

### 1998

KANSAS CITY 28, Oakland 8  
NEW ENGLAND 29, Indianapolis 6  
ARIZONA 17, Philadelphia 3  
BAL. RAVENS 31, Cincinnati 24  
KANSAS CITY 17, Seattle 6  
Atlanta 34, N.Y. GIANTS 20  
Buffalo 30, CAROLINA 14  
Oakland 31, SEATTLE 18  
Tennessee 31, TAMPA BAY 22  
DETROIT 26, Chicago 3  
SAN FRANCISCO 31, New Orleans 20  
Denver 31, S.D. CHARGERS 16  
MINNESOTA 48, Chicago 22  
N.Y. Jets 21, MIAMI 16  
MINNESOTA 50, Jacksonville 10  
DALLAS 23, Washington 7

### 1997

Washington 24, CAROLINA 10  
ARIZONA 25, Dallas 22 (OT)  
NEW ENGLAND 27, N.Y. Jets 24 (OT)  
TAMPA BAY 31, Miami 21  
MINNESOTA 28, Philadelphia 19  
New Orleans 20, CHICAGO 17  
PITTSBURGH 24, Indianapolis 22  
CAROLINA 21, Atlanta 12  
GREEN BAY 20, Detroit 10  
PITTSBURGH 37, Bal. Ravens 0  
Oakland 38, S.D. CHARGERS 13  
WASHINGTON 7, N.Y. Giants 7 (OT)  
Denver 38, S.D. CHARGERS 28  
MIAMI 33, Detroit 30  
Chicago 13, ST.L. RAMS 10  
SEATTLE 38, San Francisco 9

### 1996

Buffalo 23, N.Y. GIANTS 20 (OT)  
Miami 38, ARIZONA 10  
DENVER 27, Tampa Bay 23  
Philadelphia 33, ATLANTA 18  
WASHINGTON 31, N.Y. Jets 16  
Hou. Oilers 30, CINCINNATI 27 (OT)  
INDIANAPOLIS 26, Bal. Ravens 21  
NEW ENGLAND 28, Buffalo 25  
San Francisco 24, NEW ORLEANS 17  
CAROLINA 27, N.Y. Giants 17  
Minnesota 16, OAKLAND 13 (OT)  
Green Bay 24, ST.L. RAMS 9  
New England 45, S.D. CHARGERS 7  
Minnesota 24, DETROIT 22  
JACKSONVILLE 20, Seattle 13  
S.D. CHARGERS 16, Denver 10

### 1995

DENVER 22, Buffalo 7  
Philadelphia 31, ARIZONA 19  
Dallas 23, MINNESOTA 17 (OT)  
Green Bay 24, JACKSONVILLE 14  
Oakland 47, N.Y. JETS 10  
Denver 37, NEW ENGLAND 3  
N.Y. Giants 24, WASHINGTON 15  
Miami 24, S.D. CHARGERS 14  
PHILADELPHIA 31, Denver 13  
KANSAS CITY 20, Hou. Oilers 13  
NEW ORLEANS 34, Carolina 26  
SAN FRANCISCO 27, Buffalo 17  
TAMPA BAY 13, Green Bay 10 (OT)  
SEATTLE 44, Oakland 10

### 1994

S.D. Chargers 37, DENVER 34  
N.Y. Giants 20, ARIZONA 17  
Kansas City 30, ATLANTA 10  
Chicago 19, N.Y. JETS 7  
Miami 23, CINCINNATI 7  
PHILADELPHIA 21, Washington 17  
ARIZONA 20, Pittsburgh 17 (OT)  
KANSAS CITY 13, L.A. Raiders 3  
DETROIT 14, Tampa Bay 9  
SAN FRANCISCO 31, L.A. Rams 27  
New England 12, INDIANAPOLIS 10  
Buffalo 42, MIAMI 31  
New Orleans 29, ATLANTA 20  
L.A. Raiders 17, SEATTLE 16  
MIAMI 27, Detroit 20

### 1993

NEW ORLEANS 33, Hou. Oilers 21  
L.A. Raiders 17, SEATTLE 13  
Dallas 17, PHOENIX 10  
N.Y. JETS 45, New England 7  
BUFFALO 17, N.Y. Giants 14  
GREEN BAY 30, Denver 27  
MIAMI 41, Indianapolis 27  
Detroit 30, MINNESOTA 27  
WASHINGTON 30, Indianapolis 24  
Chicago 16, S.D. CHARGERS 13  
TAMPA BAY 23, Minnesota 10  
HOU. OILERS 23, Pittsburgh 3  
SAN FRANCISCO 21, Cincinnati 8  
Green Bay 20, S.D. CHARGERS 13  
Philadelphia 20, INDIANAPOLIS 10  
MINNESOTA 30, Kansas City 10  
HOU. OILERS 24, N.Y. Jets 0

### 1992

DENVER 17, L.A. Raiders 13  
Philadelphia 31, PHOENIX 14  
BUFFALO 38, Indianapolis 0  
San Francisco 16, NEW ORLEANS 10  
N.Y. JETS 30, New England 21  
NEW ORLEANS 13, L.A. Rams 10  
Pittsburgh 27, KANSAS CITY 3  
N.Y. Giants 24, WASHINGTON 7  
Cincinnati 31, CHICAGO 28 (OT)  
DENVER 27, N.Y. Giants 13  
Kansas City 24, SEATTLE 14  
S.D. CHARGERS 27, L.A. Raiders 3  
L.A. Rams 31, TAMPA BAY 27  
Green Bay 16, HOU. OILERS 14  
MIAMI 19, N.Y. Jets 17  
HOU. OILERS 27, Buffalo 3

## SUNDAY NIGHT FOOTBALL

### 1991

WASHINGTON 45, Detroit 0  
Hou. Oilers 30, CINCINNATI 7  
NEW ORLEANS 24, L.A. Rams 7  
Dallas 17, PHOENIX 9  
Denver 13, MINNESOTA 6  
Pittsburgh 21, INDIANAPOLIS 3  
L.A. Raiders 23, SEATTLE 20  
Washington 17, N.Y. GIANTS 13  
DENVER 20, Pittsburgh 13  
MIAMI 30, New England 20  
HOU. OILERS 28, Cleveland 24  
Atlanta 23, NEW ORLEANS 20 (OT)  
L.A. Raiders 9, S.D. CHARGERS 7  
Minnesota 26, TAMPA BAY 24  
Buffalo 35, INDIANAPOLIS 7  
SEATTLE 23, L.A. Rams 9

### 1990

N.Y. GIANTS 27, Philadelphia 20  
PITTSBURGH 20, Hou. Oilers 9  
TAMPA BAY 23, Detroit 20  
Washington 38, PHOENIX 10  
BUFFALO 38, L.A. Raiders 24  
CHICAGO 38, L.A. Rams 9  
ATLANTA 38, Cincinnati 17  
MINNESOTA 27, Denver 22  
San Francisco 24, DALLAS 6  
CINCINNATI 27, Pittsburgh 3  
Seattle 13, S.D. CHARGERS 10  
MINNESOTA 23, Green Bay 7  
MIAMI 23, Philadelphia 20  
DETROIT 38, Chicago 21  
SEATTLE 17, Denver 12  
HOU. OILERS 34, Pittsburgh 14

### 1989

Dallas 13, WASHINGTON 3  
S.D. CHARGERS 14, L.A. Raiders 12  
INDIANAPOLIS 27, N.Y. Jets 10  
L.A. Rams 20, NEW ORLEANS 17  
MINNESOTA 27, Chicago 16  
MIAMI 31, New England 10  
SEATTLE 23, L.A. Raiders 17

### 1988

HOU. OILERS 41, Washington 17  
L.A. Raiders 13, S.D. CHARGERS 3  
Minnesota 43, DALLAS 3  
New England 6, MIAMI 3  
N.Y. Giants 13, NEW ORLEANS 12  
Pittsburgh 37, HOU. OILERS 34  
SEATTLE 42, Denver 14  
L.A. Rams 38, SAN FRANCISCO 16

### 1987

N.Y. GIANTS 17, New England 10  
S.D. CHARGERS 16, L.A. Raiders 14  
Miami 20, DALLAS 14  
SAN FRANCISCO 38, Cleveland 24  
Chicago 30, MINNESOTA 24  
SEATTLE 28, Denver 21  
MIAMI 23, Washington 21  
SAN FRANCISCO 48, L.A. Rams 0

### 1986

L.A. RAMS 29, Dallas 10

### 1985

Dallas 30, N.Y. GIANTS 29  
S.D. CHARGERS 54, Pittsburgh 44

### 1984

Denver 24, CLEVELAND 14  
DALLAS 30, New Orleans 27 (OT)

### 1983

L.A. Raiders 40, DALLAS 38

### 1982

ATLANTA 17, San Francisco 7

### 1981

DALLAS 29, L.A. Rams 17

### 1980

DALLAS 42, S.D. Chargers 31

### 1979

DALLAS 30, L.A. Rams 6

### 1978

New England 21, OAKLAND 14  
L.A. RAMS 10, Pittsburgh 7  
Denver 21, OAKLAND 6

## THURSDAY-SATURDAY NIGHT FOOTBALL

### THURSDAY, FRIDAY & SATURDAY NIGHT GAMES, 1974-2023

Home team in capitals; games listed in chronological order

#### 2023

Detroit 21, KANSAS CITY 20 (Thu.)  
 PHILADELPHIA 34, Minnesota 28 (Thu.)  
 SAN FRANCISCO 30, N.Y. Giants 12 (Thu.)  
 Detroit 34, GREEN BAY 20 (Thu.)  
 Chicago 40, WASHINGTON 20 (Thu.)  
 KANSAS CITY 19, Denver 8 (Thu.)  
 Jacksonville 31, NEW ORLEANS 24 (Thu.)  
 BUFFALO 24, Tampa Bay 18 (Thu.)  
 PITTSBURGH 20, Tennessee 16 (Thu.)  
 CHICAGO 16, Carolina 13 (Thu.)  
 BALTIMORE 34, Cincinnati 20 (Thu.)  
 Green Bay 29, DETROIT 22 (Thu.)  
 DALLAS 45, Washington 10 (Thu.)  
 San Francisco 31, SEATTLE 13 (Thu.)  
 Miami 34, N.Y. JETS 13 (Fri.)  
 DALLAS 41, Seattle 35 (Thu.)  
 New England 21, PITTSBURGH 18 (Thu.)  
 LAS VEGAS 63, L.A. Chargers 21 (Thu.)  
 CINCINNATI 27, Minnesota 24 (Sat.)  
 INDIANAPOLIS 30, Pittsburgh 13 (Sat.)  
 DETROIT 42, Denver 17 (Sat.)  
 L.A. RAMS 30, New Orleans 22 (Thu.)  
 PITTSBURGH 34, Cincinnati 11 (Sat.)  
 Buffalo 24, L.A. CHARGERS 22 (Sat.)  
 CLEVELAND 37, N.Y. Jets 20 (Thu.)  
 DALLAS 20, Detroit 19 (Sat.)  
 Pittsburgh 17, BALTIMORE 10 (Sat.)  
 Houston 23, INDIANAPOLIS 19 (Sat.)

#### 2022

Buffalo 31, L.A. RAMS 10 (Thu.)  
 KANSAS CITY 27, L.A. Chargers 24 (Thu.)  
 CLEVELAND 29, Pittsburgh 17 (Thu.)  
 CINCINNATI 27, Miami 15 (Thu.)  
 Indianapolis 12, DENVER 9 (Thu.) (OT)  
 Washington 12, CHICAGO 7 (Thu.)  
 ARIZONA 42, New Orleans 34 (Thu.)  
 Bal. Ravens 27, TAMPA BAY 22 (Thu.)  
 Philadelphia 29, HOUSTON 17 (Thu.)  
 CAROLINA 25, Atlanta 15 (Thu.)  
 Tennessee 27, GREEN BAY 17 (Thu.)  
 MINNESOTA 33, New England 26 (Thu.)  
 Buffalo 24, NEW ENGLAND 10 (Thu.)  
 L.A. RAMS 17, Las Vegas 16 (Thu.)  
 San Francisco 21, SEATTLE 13 (Thu.)  
 BUFFALO 32, Miami 29 (Sat.)  
 Jacksonville 19, N.Y. JETS 3 (Thu.)  
 PITTSBURGH 13, Las Vegas 10 (Sat.)  
 Dallas 27, TENNESSEE 13 (Thu.)  
 JACKSONVILLE 20, Tennessee 16 (Sat.)

#### 2021

TAMPA BAY 31, Dallas 29 (Thu.)  
 WASHINGTON 30, N.Y. Giants 29 (Thu.)  
 Carolina 24, HOU. TEXANS 9 (Thu.)  
 CINCINNATI 24, Jacksonville 21 (Thu.)  
 L.A. Rams 26, SEATTLE 17 (Thu.)  
 Tampa Bay 28, PHILADELPHIA 22 (Thu.)  
 CLEVELAND 17, Denver 14 (Thu.)  
 Green Bay 24, ARIZONA 21 (Thu.)  
 INDIANAPOLIS 45, N.Y. Jets 30 (Thu.)  
 MIAMI 22, Bal. Ravens 10 (Thu.)  
 New England 25, ATLANTA 0 (Thu.)  
 Buffalo 31, NEW ORLEANS 6 (Thu.)  
 Dallas 27, NEW ORLEANS 17 (Thu.)  
 MINNESOTA 36, Pittsburgh 28 (Thu.)  
 Kansas City 34, L.A. CHARGERS 28 (Thu.) (OT)  
 INDIANAPOLIS 27, New England 17 (Sat.)  
 TENNESSEE 20, San Francisco 17 (Thu.)  
 INDIANAPOLIS 22, Arizona 16 (Sat.)  
 Dallas 51, PHILADELPHIA 26 (Sat.)

#### 2020

KANSAS CITY 34, Hou. Texans 20 (Thu.)  
 CLEVELAND 35, Cincinnati 30 (Thu.)  
 Miami 21, JACKSONVILLE 13 (Thu.)  
 Denver 37, N.Y. JETS 28 (Thu.)  
 CHICAGO 20, Tampa Bay 19 (Thu.)  
 PHILADELPHIA 22, N.Y. Giants 21 (Thu.)  
 Atlanta 25, CAROLINA 17 (Thu.)  
 Green Bay 34, SAN FRANCISCO 17 (Thu.)  
 Indianapolis 34, TENNESSEE 17 (Thu.)  
 SEATTLE 28, Arizona 21 (Thu.)  
 L.A. RAMS 24, New England 3 (Thu.)  
 L.A. Chargers 30, Las Vegas 27 (Thu.)  
 GREEN BAY 24, Carolina 16 (Sat.)  
 NEW ORLEANS 52, Minnesota 33 (Fri.)  
 Miami 26, LAS VEGAS 25 (Sat.)

#### 2019

Green Bay 10, CHICAGO 3 (Thu.)  
 Tampa Bay 20, CAROLINA 14 (Thu.)  
 JACKSONVILLE 20, Tennessee 7 (Thu.)  
 Philadelphia 34, GREEN BAY 27 (Thu.)  
 SEATTLE 30, L.A. Rams 29 (Thu.)  
 NEW ENGLAND 35, N.Y. Giants 14 (Thu.)  
 Kansas City 30, DENVER 6 (Thu.)  
 MINNESOTA 19, Washington 9 (Thu.)  
 San Francisco 28, ARIZONA 25 (Thu.)  
 OAKLAND 26, L.A. Chargers 24 (Thu.)  
 CLEVELAND 21, Pittsburgh 7 (Thu.)  
 HOU. TEXANS 20, Indianapolis 17 (Thu.)  
 NEW ORLEANS 26, Atlanta 18 (Thu.)  
 CHICAGO 31, Dallas 24 (Thu.)  
 BAL. RAVENS 42, N.Y. Jets 21 (Thu.)  
 SAN FRANCISCO 34, L.A. Rams 31 (Sat.)

#### 2018

PHILADELPHIA 18, Atlanta 12 (Thu.)  
 CINCINNATI 34, Bal. Ravens 23 (Thu.)  
 CLEVELAND 21, N.Y. Jets 17 (Thu.)  
 L.A. RAMS 38, Minnesota 31 (Thu.)  
 NEW ENGLAND 38, Indianapolis 24 (Thu.)  
 Philadelphia 34, N.Y. GIANTS 13 (Thu.)  
 Denver 45, ARIZONA 10 (Thu.)  
 HOU. TEXANS 42, Miami 23 (Thu.)  
 SAN FRANCISCO 34, Oakland 3 (Thu.)  
 PITTSBURGH 52, Carolina 21 (Thu.)  
 SEATTLE 27, Green Bay 24 (Thu.)  
 NEW ORLEANS 31, Atlanta 17 (Thu.)  
 DALLAS 13, New Orleans 10 (Thu.)  
 TENNESSEE 30, Jacksonville 9 (Thu.)  
 L.A. Chargers 29, KANSAS CITY 28 (Thu.)  
 Cleveland 17, DENVER 16 (Sat.)  
 Bal. Ravens 22, L.A. CHARGERS 10 (Sat.)

#### 2017

Kansas City 42, NEW ENGLAND 27 (Thu.)  
 Hou. Texans 13, CINCINNATI 9 (Thu.)  
 L.A. Rams 41, SAN FRANCISCO 39 (Thu.)  
 GREEN BAY 35, Chicago 14 (Thu.)  
 New England 19, TAMPA BAY 14 (Thu.)  
 Philadelphia 28, CAROLINA 23 (Thu.)  
 OAKLAND 31, Kansas City 30 (Thu.)  
 BAL. RAVENS 40, Miami 0 (Thu.)  
 N.Y. JETS 34, Buffalo 21 (Thu.)  
 Seattle 22, ARIZONA 16 (Thu.)  
 PITTSBURGH 40, Tennessee 17 (Thu.)  
 WASHINGTON 20, N.Y. Giants 10 (Thu.)  
 DALLAS 38, Washington 14 (Thu.)  
 ATLANTA 20, New Orleans 17 (Thu.)  
 Denver 25, INDIANAPOLIS 13 (Thu.)  
 KANSAS CITY 30, L.A. Chargers 13 (Sat.)  
 Minnesota 16, GREEN BAY 0 (Sat.)

#### 2016

DENVER 21, Carolina 20 (Thu.)  
 N.Y. Jets 37, BUFFALO 31 (Thu.)  
 NEW ENGLAND 27, Hou. Texans 0 (Thu.)  
 CINCINNATI 22, Miami 7 (Thu.)  
 Arizona 33, SAN FRANCISCO 21 (Thu.)  
 S.D. CHARGERS 21, Denver 13 (Thu.)  
 GREEN BAY 26, Chicago 10 (Thu.)  
 TENNESSEE 36, Jacksonville 22 (Thu.)  
 Atlanta 43, TAMPA BAY 28 (Thu.)  
 BAL. RAVENS 28, Cleveland 7 (Thu.)  
 CAROLINA 23, New Orleans 20 (Thu.)  
 Pittsburgh 28, INDIANAPOLIS 7 (Thu.)  
 Dallas 17, MINNESOTA 15 (Thu.)  
 KANSAS CITY 21, Oakland 13 (Thu.)  
 SEATTLE 24, L.A. 3 (Thu.)  
 Miami 34, N.Y. JETS 13 (Sat.)  
 PHILADELPHIA 24, N.Y. Giants 19 (Thu.)

## THURSDAY-SATURDAY NIGHT FOOTBALL

### 2015

NEW ENGLAND 28, Pittsburgh 21 (Thu.)  
 Denver 31, KANSAS CITY 24 (Thu.)  
 N.Y. GIANTS 32, Washington 21 (Thu.)  
 Bal. Ravens 23, PITTSBURGH 20 (OT) (Thu.)  
 Indianapolis 27, HOU. TEXANS 20 (Thu.)  
 NEW ORLEANS 31, Atlanta 21 (Thu.)  
 Seattle 20, SAN FRANCISCO 3 (Thu.)  
 NEW ENGLAND 36, Miami 7 (Thu.)  
 CINCINNATI 31, Cleveland 10 (Thu.)  
 Buffalo 22, N.Y. JETS 17 (Thu.)  
 JACKSONVILLE 19, Tennessee 13 (Thu.)  
 Green Bay 27, DETROIT 23 (Thu.)  
 ARIZONA 23, Minnesota 20 (Thu.)  
 STL. RAMS 31, Tampa Bay 23 (Thu.)  
 N.Y. Jets 19, DALLAS 16 (Sat.)  
 OAKLAND 23, S.D. CHARGERS 20 (OT) (Thu.)  
 Washington 38, PHILADELPHIA 24 (Sat.)

### 2014

SEATTLE 36, Green Bay 16 (Thu.)  
 BAL. RAVENS 26, Pittsburgh 6 (Thu.)  
 ATLANTA 26, Tampa Bay 14 (Thu.)  
 N.Y. Giants 45, WASHINGTON 14 (Thu.)  
 GREEN BAY 42, Minnesota 10 (Thu.)  
 Indianapolis 33, HOU. TEXANS 28 (Thu.)  
 NEW ENGLAND 27, N.Y. Jets 25 (Thu.)  
 DENVER 35, S.D. Chargers 21 (Thu.)  
 New Orleans 28, CAROLINA 10 (Thu.)  
 Cleveland 24, CINCINNATI 3 (Thu.)  
 MIAMI 22, Buffalo 9 (Thu.)  
 OAKLAND 24, Kansas City 20 (Thu.)  
 Dallas 41, CHICAGO 28 (Thu.)  
 Arizona 12, STL. RAMS 6 (Thu.)  
 JACKSONVILLE 21, Tennessee 13 (Thu.)  
 WASHINGTON 27, Philadelphia 24 (Sat.)  
 S.D. Chargers 38, SAN FRANCISCO 35  
 (OT) (Sat.)

### 2013

DENVER 49, Bal. Ravens 27 (Thu.)  
 NEW ENGLAND 13, N.Y. Jets 10 (Thu.)  
 Kansas City 26, PHILADELPHIA 16 (Thu.)  
 San Francisco 35, STL. RAMS 11 (Thu.)  
 CLEVELAND 37, Buffalo 24 (Thu.)  
 CHICAGO 27, N.Y. Giants 21 (Thu.)  
 Seattle 34, ARIZONA 22 (Thu.)  
 Carolina 31, TAMPA BAY 13 (Thu.)  
 MIAMI 22, Cincinnati 20 (Thu.)  
 MINNESOTA 34, Washington 27 (Thu.)  
 Indianapolis 30, TENNESSEE 27 (Thu.)  
 New Orleans 17, ATLANTA 13 (Thu.)  
 JACKSONVILLE 27, Hou. Texans 20 (Thu.)  
 S.D. CHARGERS 27, DENVER 20 (Thu.)

### 2012

Dallas 24, N.Y. GIANTS 17 (Wed.)  
 GREEN BAY 23, Chicago 10 (Thu.)  
 N.Y. Giants 36, CAROLINA 7 (Thu.)  
 BAL. RAVENS 23, Cleveland 16 (Thu.)  
 STL. RAMS 17, Arizona 3 (Thu.)  
 TENNESSEE 26, Pittsburgh 23 (Thu.)  
 SAN FRANCISCO 13, Seattle 6 (Thu.)  
 Tampa Bay 36, MINNESOTA 17 (Thu.)  
 S.D. CHARGERS 31, Kansas City 13 (Thu.)  
 Indianapolis 27, JACKSONVILLE 10 (Thu.)  
 BUFFALO 19, Miami 14 (Thu.)  
 ATLANTA 23, New Orleans 13 (Thu.)  
 Denver 26, OAKLAND 13 (Thu.)  
 Cincinnati 34, PHILADELPHIA 13 (Thu.)  
 Atlanta 31, DETROIT 18 (Sat.)

### 2011

GREEN BAY 42, New Orleans 34 (Thu.)  
 Oakland 24, S.D. CHARGERS 17 (Thu.)  
 DENVER 17, N.Y. Jets 13 (Thu.)  
 Green Bay 27, DETROIT 15 (Thu.)  
 DALLAS 20, Miami 19 (Thu.)  
 BAL. RAVENS 16, San Francisco 6 (Thu.)  
 SEATTLE 31, Philadelphia 14 (Thu.)  
 PITTSBURGH 14, Cleveland 3 (Thu.)  
 ATLANTA 41, Jacksonville 14 (Thu.)  
 Dallas 31, TAMPA BAY 15 (Sat.)  
 INDIANAPOLIS 19, Hou. Texans 16 (Thu.)

### 2010

NEW ORLEANS 14, Minnesota 9 (Thu.)  
 ATLANTA 26, Bal. Ravens 21 (Thu.)  
 Chicago 16, MIAMI 0 (Thu.)  
 N.Y. JETS 26, Cincinnati 10 (Thu.)  
 PHILADELPHIA 34, Hou. Texans 24 (Thu.)  
 INDIANAPOLIS 30, Tennessee 28 (Thu.)  
 S.D. CHARGERS 34, San Francisco 7 (Thu.)  
 PITTSBURGH 27, Carolina 3 (Thu.)  
 ARIZONA 27, Dallas 26 (Sat.)

### 2009

PITTSBURGH 13, Tennessee 10 (OT) (Thu.)  
 SAN FRANCISCO 10, Chicago 6 (Thu.)  
 Miami 24, CAROLINA 17 (Thu.)  
 DENVER 26, N.Y. Giants 6 (Thu.)  
 N.Y. Jets 19, BUFFALO 13 in Toronto (Thu.)  
 CLEVELAND 13, Pittsburgh 6 (Thu.)  
 Indianapolis 35, JACKSONVILLE 31 (Thu.)  
 Dallas 24, NEW ORLEANS 17 (Sat.)  
 S.D. Chargers 42, TENNESSEE 17 (Fri.)

### 2008

N.Y. GIANTS 16, Washington 7 (Thu.)  
 Denver 34, CLEVELAND 30 (Thu.)  
 N.Y. Jets 34, NEW ENGLAND 31 (Thu.)  
 PITTSBURGH 27, Cincinnati 10 (Thu.)  
 PHILADELPHIA 48, Arizona 20 (Thu.)  
 S.D. CHARGERS 34, Oakland 7 (Thu.)  
 CHICAGO 27, New Orleans 24 (Thu.)  
 Indianapolis 31, JACKSONVILLE 24 (Thu.)  
 Bal. Ravens 33, DALLAS 24 (Sat.)

### 2007

INDIANAPOLIS 41, New Orleans 10 (Thu.)  
 Indianapolis 31, ATLANTA 13 (Thu.)  
 DALLAS 37, Green Bay 27 (Thu.)  
 WASHINGTON 24, Chicago 16 (Thu.)  
 HOU. TEXANS 31, Denver 13 (Thu.)  
 SAN FRANCISCO 20, Cincinnati 13 (Sat.)  
 Pittsburgh 41, STL. RAMS 24 (Thu.)  
 Dallas 20, CAROLINA 13 (Sat.)  
 New England 38, N.Y. GIANTS 35 (Sat.)

### 2006

PITTSBURGH 28, Miami 17 (Thu.)  
 KANSAS CITY 19, Denver 10 (Thu.)  
 CINCINNATI 13, Bal. Ravens 7 (Thu.)  
 PITTSBURGH 27, Cleveland 7 (Thu.)  
 San Francisco 24, SEATTLE 14 (Thu.)  
 Dallas 38, ATLANTA 28 (Sat.)  
 GREEN BAY 9, Minnesota 7 (Thu.)  
 Kansas City 20, OAKLAND 9 (Sat.)  
 N.Y. Giants 34, WASHINGTON 28 (Sat.)

### 2005

NEW ENGLAND 30, Oakland 20 (Thu.)  
 Kansas City 30, MIAMI 20 (Fri.)  
 Denver 28, BUFFALO 17 (Sat.)  
 N.Y. Giants 30, OAKLAND 21 (Sat.)

### 2004

NEW ENGLAND 27, Indianapolis 24 (Thu.)  
 ATLANTA 34, Carolina 31 (OT) (Sat.)  
 Denver 37, TENNESSEE 16 (Sat.)

### 2003

WASHINGTON 16, N.Y. Jets 13 (Thu.)  
 New England 21, N.Y. JETS 16 (Sat.)  
 Philadelphia 31, WASHINGTON 7 (Sat.)

### 2002

San Francisco 16, N.Y. GIANTS 13 (Thu.)  
 Philadelphia 27, DALLAS 3 (Sat.)

### 2001

Buffalo 13, JACKSONVILLE 10 (Thu.)  
 Indianapolis 35, KANSAS CITY 28 (Thu.)  
 Tennessee 13, OAKLAND 10 (Sat.)  
 TAMPA BAY 22, Bal. Ravens 10 (Sat.)

### 2000

Detroit 28, TAMPA BAY 14 (Thu.)  
 MINNESOTA 24, Detroit 17 (Thu.)  
 Buffalo 42, SEATTLE 23 (Sat.)

### 1999

Kansas City 35, BAL. RAVENS 8 (Thu.)  
 JACKSONVILLE 20, Pittsburgh 6 (Thu.)  
 TENNESSEE 21, Oakland 14 (Thu.)

### 1998

DETROIT 27, Green Bay 20 (Thu.)  
 PHILADELPHIA 17, St.L. Rams 14 (Thu.)

### 1997

KANSAS CITY 31, S.D. Chargers 3 (Thu.)  
 CINCINNATI 41, Tennessee 14 (Thu.)

### 1996

KANSAS CITY 34, Seattle 16 (Thu.)  
 INDIANAPOLIS 37, Philadelphia 10 (Thu.)

### 1995

ST.L. RAMS 21, Atlanta 19 (Thu.)  
 Cincinnati 27, PITTSBURGH 9 (Thu.)  
 N.Y. Giants 10, ARIZONA 6 (Thu.)  
 Indianapolis 10, New England 7 (Sat.)

### 1994

Cleveland 11, HOU. OILERS 8 (Thu.)  
 MINNESOTA 13, Green Bay 10 (OT) (Thu.)  
 MINNESOTA 33, Chicago 27 (OT) (Thu.)

### 1993

ATLANTA 30, L.A. Rams 24 (Thu.)

### 1992

MINNESOTA 31, Detroit 14 (Thu.)  
 NEW ORLEANS 22, Atlanta 14 (Thu.)

### 1991

Chicago 10, GREEN BAY 0 (Thu.)

## THURSDAY-SATURDAY NIGHT FOOTBALL

### 1990

MIAMI 17, New England 10 (Thu.)  
INDIANAPOLIS 35, Washington 28 (Sat.)

### 1989

Cleveland 24, HOU. OILERS 20 (Sat.)

### 1987-88

None

### 1986

New England 20, N.Y. JETS 6 (Thu.)  
Cincinnati 30, CLEVELAND 13 (Thu.)  
L.A. Raiders 37, S.D. CHARGERS 31 (OT)  
(Thu.)  
SAN FRANCISCO 24, L.A. Rams 14 (Fri.)

### 1985

KANSAS CITY 36, L.A. Raiders 20 (Thu.)  
Chicago 33, MINNESOTA 24 (Thu.)  
Denver 27, SEATTLE 24 (Fri.)

### 1984

Pittsburgh 23, N.Y. JETS 17 (Thu.)  
Washington 31, MINNESOTA 17 (Thu.)  
SAN FRANCISCO 19, L.A. Rams 16 (Fri.)

### 1983

San Francisco 48, MINNESOTA 17 (Thu.)  
CLEVELAND 17, Cincinnati 7 (Thu.)  
L.A. Raiders 42, S.D. CHARGERS 10 (Thu.)  
MIAMI 34, N.Y. Jets 14 (Fri.)

### 1982

BUFFALO 23, Minnesota 22 (Thu.)  
SAN FRANCISCO 30, L.A. Rams 24 (Thu.)

### 1981

MIAMI 30, Pittsburgh 10 (Thu.)  
Philadelphia 20, BUFFALO 14 (Thu.)  
HOU. OILERS 17, Cleveland 13 (Thu.)

### 1980

TAMPA BAY 10, L.A. Rams 9 (Thu.)  
S.D. Chargers 27, MIAMI 24 (OT) (Thu.)  
HOU. OILERS 6, Pittsburgh 0 (Thu.)

### 1979

L.A. Rams 13, DENVER 9 (Thu.)  
OAKLAND 45, S.D. Chargers 22 (Thu.)  
MIAMI 39, New England 24 (Thu.)

### 1978

Minnesota 21, DALLAS 10 (Thu.)

### 1977

Minnesota 30, DETROIT 21 (Sat.)

### 1976

L.A. Rams 20, DETROIT 17 (Sat.)

### 1975

L.A. RAMS 10, Pittsburgh 3 (Sat.)

### 1974

OAKLAND 27, Dallas 23 (Sat.)

# ALL-TIME NFL TEAMS

## 75TH ANNIVERSARY ALL-TIME TEAM

Chosen by a selection committee of media and league personnel in 1994.

Position	Name	Team(s)	Ht.	Wt.	College
<b>OFFENSE</b>					
QB	Sammy Baugh	Washington Redskins (1937-52)	6-2	180	Texas Christian
QB	Otto Graham	Cleveland Browns (1946-55)	6-1	195	Northwestern
QB	Joe Montana	San Francisco 49ers (1979-92), Kansas City Chiefs (1993-94)	6-2	195	Notre Dame
QB	Johnny Unitas	Baltimore Colts (1956-72), San Diego Chargers (1973)	6-1	195	Louisville
RB	Jim Brown	Cleveland Browns (1957-65)	6-2	232	Syracuse
RB	Marion Motley	Cleveland Browns (1946-53), Pittsburgh Steelers (1955)	6-1	238	Nevada-Reno
RB	Bronko Nagurski	Chicago Bears (1930-37, 1943)	6-2	225	Minnesota
RB	Walter Payton	Chicago Bears (1975-87)	5-10	202	Jackson State
RB	Gale Sayers	Chicago Bears (1965-71)	6-0	200	Kansas
RB	O.J. Simpson	Buffalo Bills (1969-77), San Francisco 49ers (1978-79)	6-1	212	Southern California
RB	Steve Van Buren	Philadelphia Eagles (1944-51)	6-1	200	Louisiana State
WR	Lance Alworth	San Diego Chargers (1962-70), Dallas Cowboys (1971-72)	6-0	184	Arkansas
WR	Raymond Berry	Baltimore Colts (1955-67)	6-2	187	Southern Methodist
WR	Don Hutson	Green Bay Packers (1935-45)	6-1	180	Alabama
WR	Jerry Rice	San Francisco 49ers (1985-2000), Oakland Raiders (2001-04), Seattle Seahawks (2004)	6-2	200	Miss. Valley State
TE	Mike Ditka	Chicago Bears (1961-66), Philadelphia Eagles (1967-68), Dallas Cowboys (1969-72)	6-3	225	Pittsburgh
TE	Kellen Winslow	San Diego Chargers (1979-87)	6-5	250	Missouri
T	Roosevelt Brown	New York Giants (1953-65)	6-3	255	Morgan State
T	Forrest Gregg	Green Bay Packers (1956, 1958-70)	6-4	250	Southern Methodist
T	Anthony Muñoz	Cincinnati Bengals (1980-92)	6-6	285	Southern California
G	John Hannah	New England Patriots (1973-85)	6-3	265	Alabama
G	Jim Parker	Baltimore Colts (1957-67)	6-3	273	Ohio State
G	Gene Upshaw	Oakland Raiders (1967-81)	6-5	255	Texas A&I
C	Mel Hein	New York Giants (1931-45)	6-2	225	Washington State
C	Mike Webster	Pittsburgh Steelers (1974-88), Kansas City Chiefs (1989-90)	6-2	250	Wisconsin
<b>DEFENSE</b>					
DE	David (Deacon) Jones	Los Angeles Rams (1961-71), San Diego Chargers (1972-73), Washington Redskins (1974)	6-5	250	Miss. Vocational- South Carolina St.
DE	Gino Marchetti	Dallas Texans (1952), Baltimore Colts (1953-64, 1966)	6-4	245	San Francisco
DE	Reggie White	Philadelphia Eagles (1985-92), Green Bay Packers (1993-1998), Carolina Panthers (2000)	6-5	290	Tennessee
DT	Joe Greene	Pittsburgh Steelers (1969-81)	6-4	260	North Texas State
DT	Bob Lilly	Dallas Cowboys (1961-74)	6-5	260	Texas Christian
DT	Merlin Olsen	Los Angeles Rams (1962-76)	6-5	270	Utah State
LB	Dick Butkus	Chicago Bears (1965-73)	6-3	245	Illinois
LB	Jack Ham	Pittsburgh Steelers (1971-82)	6-1	225	Penn State
LB	Ted Hendricks	Baltimore Colts (1969-73), Green Bay Packers (1974), Oakland/L.A. Raiders (1975-83)	6-7	235	Miami
LB	Jack Lambert	Pittsburgh Steelers (1974-84)	6-4	220	Kent State
LB	Willie Lanier	Kansas City Chiefs (1967-77)	6-1	245	Morgan State
LB	Ray Nitschke	Green Bay Packers (1958-72)	6-3	235	Illinois
LB	Lawrence Taylor	New York Giants (1981-93)	6-3	243	North Carolina
CB	Mel Blount	Pittsburgh Steelers (1970-83)	6-3	205	Southern
CB	Mike Haynes	New England Patriots (1976-82), Los Angeles Raiders (1983-89)	6-2	190	Arizona State
CB	Dick (Night Train) Lane	Los Angeles Rams (1952-53), Chicago Cardinals (1954-59), Detroit Lions (1960-65)	6-2	210	Scottsbluff JC
CB	Rod Woodson	Pittsburgh Steelers (1987-96), San Francisco 49ers (1997), Baltimore Ravens (1998-2001), Oakland Raiders (2002-2003)	6-0	200	Purdue
S	Ken Houston	Houston Oilers (1967-72), Washington Redskins (1973-80)	6-3	198	Prairie View A&M
S	Ronnie Lott	San Francisco 49ers (1981-90), Los Angeles Raiders (1991-92), New York Jets (1993-94)	6-0	200	Southern California
S	Larry Wilson	St. Louis Cardinals (1960-72)	6-0	190	Utah
<b>SPECIAL TEAMS</b>					
P	Ray Guy	Oakland/L.A. Raiders (1973-86)	6-3	190	Southern Mississippi
K	Jan Stenerud	Kansas City Chiefs (1967-79), Green Bay Packers (1980-83), Minnesota Vikings (1984-85)	6-2	190	Montana State
PR	Billy (White Shoes) Johnson	Houston Oilers (1974-80), Atlanta Falcons (1982-87), Washington Redskins (1988)	5-9	170	Widener
KR	Gale Sayers	Chicago Bears (1965-71)	6-0	200	Kansas

# ALL-TIME NFL TEAMS

## 75TH ANNIVERSARY ALL-TWO-WAY TEAM

### Positions

B	Sammy Baugh
Center	Chuck Bednarik
B	Earl (Dutch) Clark
Tackle	George Connor
Guard	Danny Fortmann
Center	Mel Hein
Tackle	Wilbur (Pete) Henry
End	Bill Hewitt
B	Clarke Hinkle
Tackle	Cal Hubbard
End	Don Hutson
Back	George McAfee
B	Marion Motley
Guard	George Musso
B	Bronko Nagurski
B	Ernie Nevers
End	Pete Pihos
Tackle	Joe Stydahar
B	Steve Van Buren

## 50TH ANNIVERSARY TEAM

Chosen by the Hall of Fame Selection Committee in 1969.

### Offense

Split End	Don Hutson
Tight End	John Mackey
Tackle	Cal Hubbard
Guard	Jerry Kramer
Center	Chuck Bednarik
Flanker	Elroy Hirsch
Quarterback	Johnny Unitas
Halfback	Jim Thorpe
Halfback	Gale Sayers
Fullback	Jim Brown
Kicker	Lou Groza

### Defense

End	Gino Marchetti
Tackle	Leo Nomellini
Linebacker	Ray Nitschke
Cornerback	Dick (Night Train) Lane
Safety	Emlen Tunnell

## 50TH ANNIVERSARY TEAM RUNNERS UP

Chosen by the Hall of Fame Selection Committee in 1969.

### Offense

Split End	Raymond Berry, Dante Lavelli
Tight End	Mike Ditka, Ron Kramer
Tackle	Forrest Gregg, Joe Stydahar
Guard	Danny Fortmann, Jim Parker
Center	Mel Hein, Alex Wojciechowicz
Flanker	Boyd Dowler, Lenny Moore
Quarterback	Sammy Baugh, Norm Van Brocklin
Halfback	Red Grange, Hugh McElhenny
Fullback	Bronko Nagurski, Joe Perry
Kicker	Ernie Nevers, Ken Strong

### Defense

End	Len Ford, Deacon Jones
Tackle	Art Donovan, Ernie Stautner
Linebacker	Joe Schmidt, Bulldog Turner
Cornerback	Herb Adderley, Jack Butler
Safety	Jack Christiansen, Larry Wilson

## SUPER BOWL SILVER ANNIVERSARY TEAM

Chosen by the fans in 1990 prior to Super Bowl XXV.

### Head Coach

Vince Lombardi

### Offense

Quarterback	Joe Montana
Running Back	Franco Harris
Running Back	Larry Csonka
Wide Receiver	Lynn Swann
Wide Receiver	Jerry Rice
Tight End	Dave Casper
Tackle	Art Shell
Tackle	Forrest Gregg
Guard	Gene Upshaw
Guard	Jerry Kramer
Center	Mike Webster

### Defense

Defensive End	L.C. Greenwood
Defensive End	Ed (Too Tall) Jones
Defensive Tackle	Joe Greene
Defensive Tackle	Randy White
Inside Linebacker	Jack Lambert
Inside Linebacker	Mike Singletary
Outside Linebacker	Jack Ham
Outside Linebacker	Ted Hendricks
Cornerback	Ronnie Lott
Cornerback	Mel Blount
Safety	Donnie Shell
Safety	Willie Wood

### Special Teams

Punter	Ray Guy
Kicker	Jan Stenerud
Kick Returner	John Taylor

## SUPER BOWL 50 GOLDEN TEAM

Chosen by the Hall of Fame Selection Committee prior to Super Bowl 50.

### Head Coach

Chuck Noll

### Offense

Quarterback	Joe Montana
Running Back	Franco Harris
Running Back	Emmitt Smith
Wide Receiver	Jerry Rice
Wide Receiver	Lynn Swann
Tight End	Jay Novacek
Tackle	Art Shell
Tackle	Forrest Gregg
Guard	Gene Upshaw
Guard	Larry Allen
Center	Mike Webster

### Defense

Defensive End	Reggie White
Defensive End	Charles Haley
Defensive Tackle	Joe Greene
Defensive Tackle	Randy White
Inside Linebacker	Jack Lambert
Inside Linebacker	Ray Lewis
Outside Linebacker	Lawrence Taylor
Outside Linebacker	Jack Ham
Cornerback	Mel Blount
Cornerback	Deion Sanders
Safety	Ronnie Lott
Safety	Jake Scott

### Special Teams

Punter	Ray Guy
Kicker	Adam Vinatieri
Kick Returner	Desmond Howard



## ALL-TIME NFL TEAMS

*All-Decade teams chosen by the Hall of Fame Selection Committee members.*

### 1920s ALL-DECADE TEAM

End	Guy Chamberlin
End	Lavern Dilweg
End	George Halas
Tackle	Ed Healey
Tackle	Wilbur (Pete) Henry
Tackle	Cal Hubbard
Tackle	Steve Owen
Guard	Hunk Anderson
Guard	Walt Kiesling
Guard	Mike Michalske
Center	George Trafton
Quarterback	Jimmy Conzelman
Quarterback	John (Paddy) Driscoll
Halfback	Harold (Red) Grange
Halfback	Joe Guyon
Halfback	Earl (Curly) Lambeau
Halfback	Jim Thorpe
Fullback	Ernie Nevers

### 1930s ALL-DECADE TEAM

End	Bill Hewitt
End	Don Hutson
End	Wayne Millner
End	Gaynell Tinsley
Tackle	George Christensen
Tackle	Frank Cope
Tackle	Glen (Turk) Edwards
Tackle	Bill Lee
Tackle	Joe Stydahar
Guard	Grover (Ox) Emerson
Guard	Dan Fortmann
Guard	Charles (Buckets) Goldenberg
Guard	Russ Letlow
Center	Mel Hein
Center	George Svendsen
Quarterback	Earl (Dutch) Clark
Quarterback	Arnie Herber
Quarterback	Cecil Isbell
Halfback	Cliff Battles
Halfback	Johnny (Blood) McNally
Halfback	Beattie Feathers
Halfback	Alphonse (Tuffy) Leemans
Halfback	Ken Strong
Fullback	Clarke Hinkle
Fullback	Bronko Nagurski

### 1940s ALL-DECADE TEAM

End	Jim Benton
End	Jack Ferrante
End	Ken Kavanaugh
End	Dante Lavelli
End	Pete Pihos
End	Mac Speedie
End	Ed Sprinkle
Tackle	Al Blozis
Tackle	George Connor
Tackle	Frank (Bucko) Kilroy
Tackle	Buford (Baby) Ray
Tackle	Vic Sears
Tackle	Al Wistert
Guard	Bruno Banducci
Guard	Bill Edwards
Guard	Garrard (Buster) Ramsey
Guard	Bill Willis
Guard	Len Younce
Center	Charley Brock
Center	Clyde (Bulldog) Turner
Center	Alex Wojciechowicz
Quarterback	Sammy Baugh
Quarterback	Sid Luckman
Quarterback	Bob Waterfield
Halfback	Tony Canadeo
Halfback	Bill Dudley
Halfback	George McAfee
Halfback	Charley Trippi
Halfback	Steve Van Buren
Halfback	Byron (Whizzer) White
Fullback	Pat Harder
Fullback	Marion Motley
Fullback	Bill Osmanski

### 1950s ALL-DECADE TEAM

<b>Offense</b>	
End	Raymond Berry
End	Tom Fears
End	Bobby Walston
Halfback-End	Eloy (Crazylegs) Hirsch
Tackle	Roosevelt Brown
Tackle	Bob St. Clair
Guard	Dick Barwegan
Guard	Jim Parker
Guard	Dick Stanfel
Center	Chuck Bednarik
Quarterback	Otto Graham
Quarterback	Bobby Layne
Quarterback	Norm Van Brocklin
Halfback	Frank Gifford
Halfback	Ollie Matson
Halfback	Hugh McElhenny
Halfback	Lenny Moore
Fullback	Alan Ameche
Fullback	Joe Perry
Kicker	Lou Groza
<b>Defense</b>	
End	Len Ford
End	Gino Marchetti
Tackle	Art Donovan
Tackle	Leo Nomellini
Tackle	Ernie Stautner
Linebacker	Joe Fortunato
Linebacker	Bill George
Linebacker	Sam Huff
Linebacker	Joe Schmidt
Halfback	Jack Butler
Halfback	Dick (Night Train) Lane
Safety	Jack Christiansen
Safety	Yale Lary
Safety	Emlen Tunnell

## ALL-TIME NFL TEAMS

### 1960s ALL-DECADE TEAM

#### Offense

Split End	Del Shofner
Split End	Charley Taylor
Flanker	Gary Collins
Flanker	Boyd Dowler
Tight End	John Mackey
Tackle	Bob Brown
Tackle	Forrest Gregg
Tackle	Ralph Neely
Guard	Gene Hickerson
Guard	Jerry Kramer
Guard	Howard Mudd
Center	Jim Ringo
Quarterback	Sonny Jurgensen
Quarterback	Bart Starr
Quarterback	Johnny Unitas
Halfback	John David Crow
Halfback	Paul Hornung
Halfback	Leroy Kelly
Halfback	Gale Sayers
Fullback	Jim Brown
Fullback	Jim Taylor
Kicker	Jim Bakken

#### Defense

End	Doug Atkins
End	Willie Davis
End	David (Deacon) Jones
Tackle	Alex Karras
Tackle	Bob Lilly
Tackle	Merlin Olsen
Linebacker	Dick Butkus
Linebacker	Larry Morris
Linebacker	Ray Nitschke
Linebacker	Tommy Nobis
Linebacker	Dave Robinson
Cornerback	Herb Adderley
Cornerback	Lem Barney
Cornerback	Bobby Boyd
Safety	Eddie Meador
Safety	Larry Wilson
Safety	Willie Wood
Punter	Don Chandler

### 1970s ALL-DECADE TEAM

#### Offense

Wide Receiver	Harold Carmichael
Wide Receiver	Drew Pearson
Wide Receiver	Lynn Swann
Wide Receiver	Paul Warfield
Tight End	Dave Casper
Tight End	Charlie Sanders
Tackle	Dan Dierdorf
Tackle	Art Shell
Tackle	Rayfield Wright
Tackle	Ron Yary
Guard	Joe DeLamielleure
Guard	John Hannah
Guard	Larry Little
Guard	Gene Upshaw
Center	Jim Langer
Center	Mike Webster
Quarterback	Terry Bradshaw
Quarterback	Ken Stabler
Quarterback	Roger Staubach
Running Back	Earl Campbell
Running Back	Franco Harris
Running Back	Walter Payton
Running Back	O.J. Simpson
Kicker	Garo Yepremian

#### Defense

End	Carl Eller
End	L.C. Greenwood
End	Harvey Martin
End	Jack Youngblood
Tackle	Joe Greene
Tackle	Bob Lilly
Tackle	Merlin Olsen
Tackle	Alan Page
Linebacker	Bobby Bell
Linebacker	Robert Brazile
Linebacker	Dick Butkus
Linebacker	Jack Ham
Linebacker	Ted Hendricks
Linebacker	Jack Lambert
Cornerback	Willie Brown
Cornerback	Jimmy Johnson
Cornerback	Roger Wehrli
Cornerback	Louis Wright
Safety	Dick Anderson
Safety	Cliff Harris
Safety	Ken Houston
Safety	Larry Wilson
Punter	Ray Guy

#### Specialists

Kick Returner	Rick Upchurch
Kick Returner	Billy (White Shoes) Johnson
Coach	Don Shula
Coach	Chuck Noll

### 1980s ALL-DECADE TEAM

#### Offense

Wide Receiver	Jerry Rice
Wide Receiver	Steve Largent
Wide Receiver	James Lofton
Wide Receiver	Art Monk
Tight End	Kellen Winslow
Tight End	Ozzie Newsome
Tackle	Anthony Munoz
Tackle	Jim Covert
Tackle	Gary Zimmerman
Tackle	Joe Jacoby
Guard	John Hannah
Guard	Russ Grimm
Guard	Bill Fralic
Guard	Mike Munchak
Center	Dwight Stephenson
Center	Mike Webster
Quarterback	Joe Montana
Quarterback	Dan Fouts
Running Back	Walter Payton
Running Back	Eric Dickerson
Running Back	Roger Craig
Running Back	John Riggins

#### Defense

End	Reggie White
End	Howie Long
End	Lee Roy Selmon
End	Bruce Smith
Tackle	Randy White
Tackle	Dan Hampton
Tackle	Keith Millard
Tackle	Dave Butz
Linebacker	Mike Singletary
Linebacker	Lawrence Taylor
Linebacker	Ted Hendricks
Linebacker	Jack Lambert
Linebacker	Andre Tippett
Linebacker	John Anderson
Linebacker	Carl Banks
Cornerback	Mike Haynes
Cornerback	Mel Blount
Cornerback	Frank Minnifield
Cornerback	Lester Hayes
Safety	Ronnie Lott
Safety	Kenny Easley
Safety	Deron Cherry
Safety	Joey Browner
Safety	Nolan Cromwell

#### Specialists

Punter	Sean Landeta
Punter	Reggie Roby
Kicker	Morten Andersen
Kicker	Gary Anderson
Kicker	Eddie Murray
Punt Returner	Billy (White Shoes) Johnson
Punt Returner	John Taylor
Kick Returner	Mike Nelms
Kick Returner	Rick Upchurch
Coach	Bill Walsh
Coach	Chuck Noll

# ALL-TIME NFL TEAMS

## 1990s ALL-DECADE TEAM

### Offense

Wide Receiver	Cris Carter
Wide Receiver	Jerry Rice
Wide Receiver	Tim Brown
Wide Receiver	Michael Irvin
Tight End	Shannon Sharpe
Tight End	Ben Coates
Tackle	William Roaf
Tackle	Gary Zimmerman
Tackle	Tony Boselli
Tackle	Richmond Webb
Guard	Bruce Matthews
Guard	Randall McDaniel
Guard	Larry Allen
Guard	Steve Wisniewski
Center	Demontti Dawson
Center	Mark Stepnoski
Quarterback	John Elway
Quarterback	Brett Favre
Running Back	Barry Sanders
Running Back	Emmitt Smith
Running Back	Terrell Davis
Running Back	Thurman Thomas

### Defense

End	Bruce Smith
End	Reggie White
End	Chris Doleman
End	Neil Smith
Tackle	Cortez Kennedy
Tackle	John Randle
Tackle	Warren Sapp
Tackle	Bryant Young
Linebacker	Kevin Greene
Linebacker	Junior Seau
Linebacker	Derrick Thomas
Linebacker	Cornelius Bennett
Linebacker	Hardy Nickerson
Linebacker	Levon Kirkland
Cornerback	Deion Sanders
Cornerback	Rod Woodson
Cornerback	Darrell Green
Cornerback	Aeneas Williams
Safety	Steve Atwater
Safety	LeRoy Butler
Safety	Carnell Lake
Safety	Ronnie Lott

### Specialists

Punter	Darren Bennett
Punter	Sean Landeta
Kicker	Morten Andersen
Kicker	Gary Anderson
Punt Returner	Deion Sanders
Punt Returner	Mel Gray
Kick Returner	Michael Bates
Kick Returner	Mel Gray
Coach	Bill Parcells
Coach	Marv Levy

## 2000s ALL-DECADE TEAM

### Offense

Wide Receiver	Randy Moss
Wide Receiver	Marvin Harrison
Wide Receiver	Terrell Owens
Wide Receiver	Torry Holt
Tight End	Tony Gonzalez
Tight End	Antonio Gates
Tackle	Walter Jones
Tackle	Jonathan Ogden
Tackle	Orlando Pace
Tackle	William Roaf
Guard	Alan Faneca
Guard	Steve Hutchinson
Guard	Will Shields
Guard	Larry Allen
Center	Kevin Mawae
Center	Olin Kreutz
Quarterback	Tom Brady
Quarterback	Peyton Manning
Running Back	LaDainian Tomlinson
Running Back	Edgerrin James
Running Back	Jamal Lewis
Running Back	Shaun Alexander
Fullback	Lorenzo Neal

### Defense

End	Dwight Freeney
End	Michael Strahan
End	Jason Taylor
End	Julius Peppers
Tackle	Richard Seymour
Tackle	Warren Sapp
Tackle	Kevin Williams
Tackle	La'Roi Glover
Linebacker	Ray Lewis
Linebacker	Derrick Brooks
Linebacker	Brian Urlacher
Linebacker	Joey Porter
Linebacker	Zach Thomas
Linebacker	DeMarcus Ware
Cornerback	Champ Bailey
Cornerback	Charles Woodson
Cornerback	Ronde Barber
Cornerback	Ty Law
Safety	Ed Reed
Safety	Brian Dawkins
Safety	Troy Polamalu
Safety	Darren Sharper

### Specialists

Punter	Shane Lechler
Punter	Brian Moorman
Kicker	Adam Vinatieri
Kicker	David Akers
Punt Returner	Dante Hall
Punt Returner	Devin Hester
Kick Returner	Joshua Cribbs
Kick Returner	Dante Hall
Coach	Bill Belichick
Coach	Tony Dungy

## 2010s ALL-DECADE TEAM

### Offense

Wide Receiver	Antonio Brown
Wide Receiver	Larry Fitzgerald
Wide Receiver	Calvin Johnson
Wide Receiver	Julio Jones
Tight End	Rob Gronkowski
Tight End	Travis Kelce
Tackle	Jason Peters
Tackle	Tyron Smith
Tackle	Joe Staley
Tackle	Joe Thomas
Guard	Jahri Evans
Guard	Logan Mankins
Guard	Zack Martin
Guard	Marshal Yanda
Center	Alex Mack
Center	Maurkice Pouncey
Quarterback	Tom Brady
Quarterback	Aaron Rodgers
Running Back	Frank Gore
Running Back	Marshawn Lynch
Running Back	LeSean McCoy
Running Back	Adrian Peterson
Flex	Darren Spoles

### Defense

End	Calais Campbell
End	Cameron Jordan
End	Julius Peppers
End	J.J. Watt
Tackle	Geno Atkins
Tackle	Fletcher Cox
Tackle	Aaron Donald
Tackle	Ndamukong Suh
Linebacker	Chandler Jones
Linebacker	Luke Kuechly
Linebacker	Khalil Mack
Linebacker	Von Miller
Linebacker	Bobby Wagner
Linebacker	Patrick Willis
Cornerback	Patrick Peterson
Cornerback	Darrelle Revis
Cornerback	Richard Sherman
Safety	Eric Berry
Safety	Earl Thomas
Safety	Eric Weddle
Defensive Back	Chris Harris
Defensive Back	Tyran Mathieu

### Specialists

Punter	Johnny Hekker
Punter	Shane Lechler
Kicker	Stephen Gostkowski
Kicker	Justin Tucker
Punt Returner	Tyreek Hill
Punt Returner	Darren Spoles
Kick Returner	Devin Hester
Kick Returner	Cordarrelle Patterson
Coach	Bill Belichick
Coach	Pete Carroll

## ALL-TIME NFL TEAMS

### ALL-TIME AFL TEAM

*Chosen by 1969 AFL Hall of Fame Selection Committee members.*

#### Offense

Flanker	Lance Alworth
End	Don Maynard
Tight End	Fred Arbanas
Tackle	Ron Mix
Tackle	Jim Tyrer
Guard	Ed Budde
Guard	Billy Shaw
Center	Jim Otto
Quarterback	Joe Namath
Running Back	Clem Daniels
Running Back	Paul Lowe

#### Defense

End	Jerry Mays
End	Gerry Philbin
Tackle	Houston Antwine
Tackle	Tom Sestak
Linebacker	Bobby Bell
Linebacker	George Webster
Linebacker	Nick Buoniconti
Cornerback	Willie Brown
Cornerback	Dave Grayson
Safety	Johnny Robinson
Safety	George Saimes

#### Special Teams

Kicker	George Blanda
Punter	Jerrel Wilson

### ALL-TIME NFL TEAM

*Chosen by members of the Hall of Fame Selection Committee in 2000 for the book NFL's Greatest.*

#### Offense

Wide Receiver	Don Hutson
Wide Receiver	Jerry Rice
Tight End	John Mackey
Tackle	Roosevelt Brown
Tackle	Anthony Muñoz
Guard	John Hannah
Guard	Jim Parker
Center	Mike Webster
Quarterback	Johnny Unitas
Running Back	Jim Brown
Running Back	Walter Payton

#### Defense

End	Deacon Jones
End	Reggie White
Tackle	Joe Greene
Tackle	Bob Lilly
Middle Linebacker	Dick Butkus
Outside Linebacker	Jack Ham
Outside Linebacker	Lawrence Taylor
Cornerback	Mel Blount
Cornerback	Dick (Night Train) Lane
Safety	Ronnie Lott
Safety	Larry Wilson

#### Special Teams

Kicker	Jan Stenerud
Punter	Ray Guy
Kick Returner	Gale Sayers
Punt Returner	Deion Sanders
Special Teams	Steve Tasker

### AFL-NFL 1960-1984 ALL-STAR TEAM

*Chosen by the Hall of Fame Selection Committee in 1985.*

#### Offense

Quarterback	Johnny Unitas
Running Back	Jim Brown
Running Back	O.J. Simpson
Wide Receiver	Lance Alworth
Wide Receiver	Raymond Berry
Tight End	Kellen Winslow
Tackle	Forrest Gregg
Tackle	Ron Mix
Guard	Jim Parker
Guard	John Hannah
Center	Jim Otto

#### Defense

End	Gino Marchetti
End	Willie Davis
Tackle	Bob Lilly
Tackle	Merlin Olsen
Linebacker	Dick Butkus
Linebacker	Jack Lambert
Linebacker	Ray Nitschke
Cornerback	Willie Brown
Cornerback	Dick (Night Train) Lane
Safety	Larry Wilson
Safety	Yale Lary


#### Special Teams

Punter	Ray Guy
Kicker	Jan Stenerud
Kick Returner	Gale Sayers
Kick Returner	Rick Upchurch

#### Coach


Coach	Don Shula
Coach	Vince Lombardi

# Official Signals




**1**

**TOUCHDOWN, FIELD GOAL,  
or SUCCESSFUL TRY**  
Both arms extended above head.




**2**

**SAFETY**  
Palms together above head.




**3**

**FIRST DOWN**  
Arms pointed toward defensive  
team's goal.




**4**

**CROWD NOISE, DEAD BALL, or  
NEUTRAL ZONE ESTABLISHED**  
One arm above head with an open hand.  
With fist closed: **Fourth Down.**



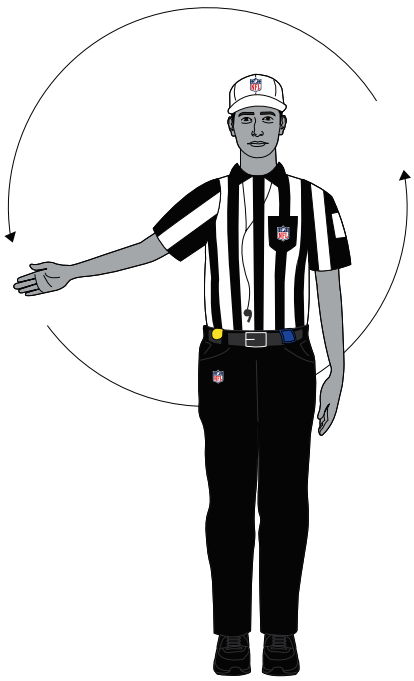
**5**

**BALL ILLEGALLY  
TOUCHED, KICKED,  
OR BATTED**  
Fingertips tap both shoulders.



**6**

**TIMEOUT**  
Hands crisscrossed above head. Same  
signal followed by placing one hand on  
top of cap: **Referee's Timeout.**  
Same signal followed by arm swung at  
side: **Touchback.**



**7**

**NO TIMEOUT or TIME  
IN WITH WHISTLE**


Full arm circled to simulate moving clock.



**8**

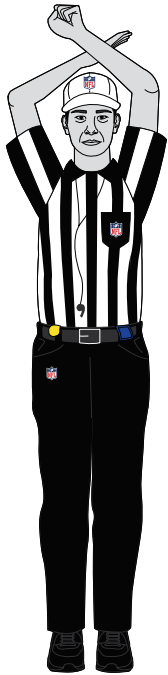
**DELAY OF GAME  
OFFENSE/DEFENSE or  
EXCESS TIMEOUT**

Folded arms.



**9**

**FALSE START, ILLEGAL  
FORMATION, FREE KICK OUT OF  
BOUNDS OR NOT REACHING THE  
LANDING ZONE, or KICKING TEAM  
PLAYER VOLUNTARILY  
OUT OF BOUNDS DURING A KICK**  
Forearms rotated over and over in front of body.



**10**

**PERSONAL FOUL**


One wrist striking the other above head.

Same signal followed by swinging leg:

**Roughing Kicker.**

Same signal followed by raised arm  
swinging forward: **Roughing Passer.**


Same signal followed by grasping  
facemask: **Facemask.**



**11**

**HOLDING**


Grasping one wrist, the fist clenched,  
in front of chest.



**12**

**ILLEGAL USE OF HANDS,  
ARMS, OR BODY**


Grasping one wrist, the hand open and  
facing forward, in front of chest.



**13**

**PENALTY REFUSED, INCOMPLETE  
PASS, PLAY OVER, or  
MISSED GOAL**


Hands shifted in horizontal plane.



**14**

**PASS BOBBLED INBOUNDS AND  
CAUGHT OUT OF BOUNDS**

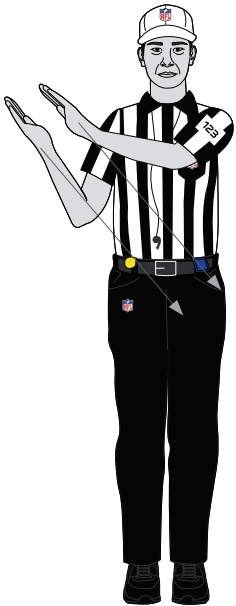
Hands up and down in front of chest  
(following incomplete pass signal).



**15**

**ILLEGAL FORWARD PASS**


One hand waved behind back followed  
by loss of down signal (23) when  
appropriate.



**16**

**INTENTIONAL  
GROUNDING OF PASS**


Parallel arms waved in a diagonal plane  
across body. Followed by loss of down  
signal (23).



**17**

**INTERFERENCE WITH FORWARD  
PASS or FAIR CATCH**


Hands open and extended forward from  
shoulders with hands vertical.



**18**

**INVALID FAIR-CATCH SIGNAL**


One hand waved above head.



**19**

**INELIGIBLE RECEIVER  
or INELIGIBLE MEMBER  
OF KICKING TEAM  
DOWNFIELD**


Right hand touching top of cap.



**20**

**ILLEGAL CONTACT**


One open hand extended forward.



**21**

**OFFSIDE, ENCROACHMENT, OR  
NEUTRAL ZONE INFRACTION**


Hands on hips.



**22**

**ILLEGAL MOTION AT SNAP**

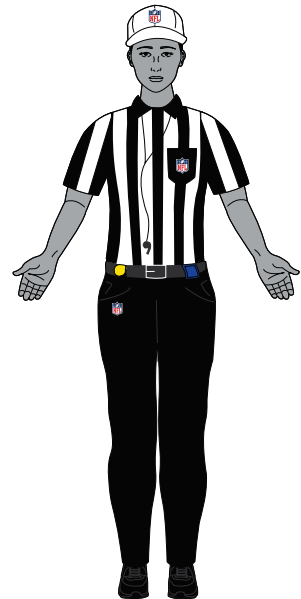
Horizontal arc with one hand.



**23**

**LOSS OF DOWN**

Both hands held behind head.




**24**

**INTERLOCKING  
INTERFERENCE, PUSHING,  
or HELPING RUNNER**

Pushing movement of hands to front with  
arms downward.






**25**

**TOUCHING A FORWARD PASS OR SCRIMMAGE KICK**

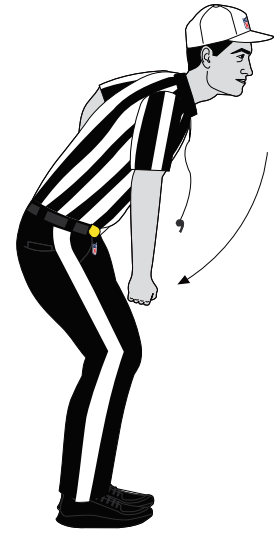
Diagonal motion of one hand across another.



**26**

**UNSPORTSMANLIKE CONDUCT**

Arms outstretched, palms down.



**27**

**ILLEGAL BLOCK BELOW THE WAIST, ILLEGAL CUT**

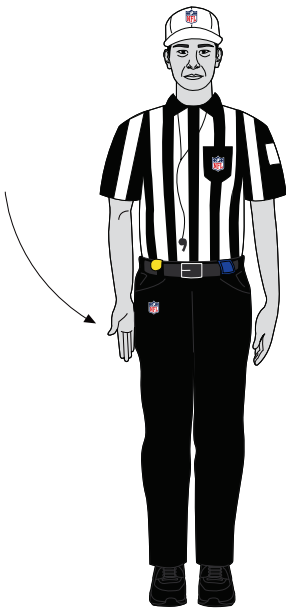
Both hands striking front of thigh preceded by personal foul signal (10).

**CHOP BLOCK**

Both hands striking side of thighs preceded by personal foul signal (10).

**CLIPPING**


One hand striking back of calf preceded by personal foul signal (10).



**28**

**ILLEGAL CRACKBACK**


Strike of an open right hand against the right mid thigh preceded by personal foul signal (10).



**29**

**PLAYER DISQUALIFIED**

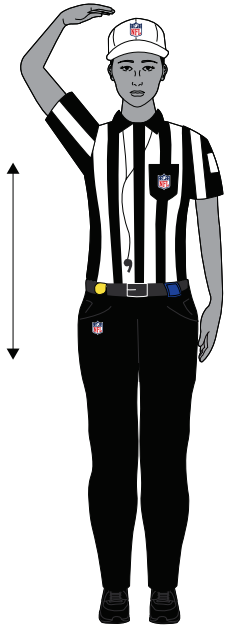
Ejection signal.



**30**

**TRIPPING**


Repeated action of right foot in back of left heel.



**31**

**UNCATCHABLE FORWARD PASS**


Palm of right hand held parallel to ground above head and moved back and forth.



**32**

**ILLEGAL SUBSTITUTION,  
12 MEN IN OFFENSIVE HUDDLE, or  
TOO MANY MEN ON THE FIELD**

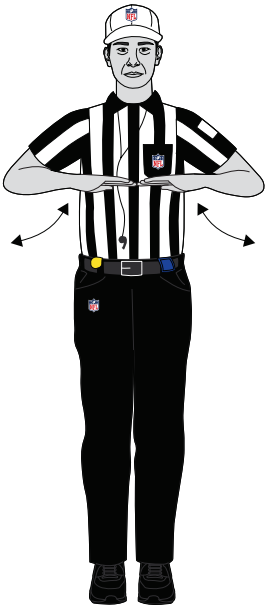
Both hands on top of head.



**33**

**FACEMASK**


Grasping motion with one hand near face.



**34**

**ILLEGAL SHIFT**


Horizontal arcs with two hands.



**35**

**RESET PLAY CLOCK—  
25 SECONDS**

Pump one arm vertically.



**36**

**RESET PLAY CLOCK—  
40 SECONDS**

Pump two arms vertically.

## DIGEST OF RULES

*This Digest of Rules of the National Football League has been prepared to aid players, fans, and members of the press, radio and television media in their understanding of the game. It is not meant to be a substitute for the official rule book. In any case of conflict between these explanations and the official rules, the rules always have precedence. In order to coordinate the information in this digest, the topics discussed generally follow the order of the rule book.*

### OFFICIALS' JURISDICTIONS, POSITIONS AND DUTIES

**Referee**—General oversight and control of game. Gives signals for all fouls and is final authority for rule interpretations. Takes position in backfield 10 to 12 yards behind line of scrimmage, favors right side (if quarterback is right-handed passer). Determines legality of snap, observes deep back(s) for legal motion. On running plays, observes quarterback during and after handoff, remains with him until action has cleared away, then proceeds downfield, checking on runner and contact behind him. When runner is downed, Referee determines forward progress from wing official and, if necessary, adjusts final position of ball. On pass plays, drops back as quarterback begins to fade back, picks up legality of tackle on Down Judge's side. Changes to complete concentration on quarterback as defenders approach. Primarily responsible to rule on possible roughing action on passer and if ball becomes loose, rules whether ball is free on fumble or dead on incomplete pass. Shares responsibility with Umpire, Down Judge, and Line Judge on intentional grounding. During kicking situations, Referee has primary responsibility to rule on kicker's actions and whether or not any subsequent contact by defender is legal. During punt plays, Referee's position is parallel to kicker and wide. Referee will announce on microphone when each period is ended, penalties, charged team time out, plays under review, and when two-minute warning for each half is reached.

**Umpire**—Primary responsibilities are to rule on players' conduct and actions on scrimmage line, as well as check on their equipment. Lines up approximately 12 yards in offensive backfield opposite Referee. Position will be one to two yards outside normal tight end position. Looks for possible false start by offensive linemen. Observes legality of contact by both offensive linemen while blocking and by defensive players while they attempt to ward off blockers. Is prepared to call rule infractions if they occur on offense or defense. If offensive linemen indicate screen pass is to be attempted, Umpire shifts attention toward screen side, picks up potential receiver in order to insure that he will legally be permitted to run his pattern and continues to rule on action of blockers. On field goal and try-kick attempts, will become second umpire with Side Judge.

**Down Judge**—Primarily responsible for ruling on offside, encroachment, and actions pertaining to scrimmage line prior to or at snap. Takes position straddling the line of scrimmage. On pass plays, Down Judge is responsible to clear receiver approximately seven yards downfield while moving to point five yards beyond line. Down Judge's secondary responsibility is to rule on any illegal action taken by defenders on any delay receiver moving downfield. Has full responsibility for ruling on sideline plays, e.g., pass receiver or runner in or out of bounds. Together with Referee, Down Judge is responsible for keeping track of number of downs and is in charge of mechanics of chain crew in connection with its duties. Down Judge must be prepared to assist in determining forward progress by a runner on play directed toward middle or into near side zone, and then signal Referee or Umpire what forward point ball has reached. Down Judge is also responsible to rule on legality of action involving any receiver who approaches near zone. Responsible for pass interference when infraction occurs and is to rule on legality of blockers and defenders on plays involving ball carriers, whether it is entirely a running play, a combination pass and run, or a play involving a kick. Also assists referee with intentional grounding.

**Line Judge**—Straddles line of scrimmage on side of field opposite Down Judge. Along with Down Judge is responsible for offside, encroachment, and actions pertaining to scrimmage line prior to or at snap. Line Judge keys on closest setback on near side of field. Line Judge is to observe receiver until he moves at least seven yards downfield. Line Judge then moves toward backfield side, being especially alert to rule on any back in motion and on flight of ball when pass is made (must rule whether forward or backward). Line Judge has primary responsibility to rule whether or not passer is behind or beyond line of scrimmage when pass is made. Also assists in observing actions by blockers and defenders who are on near side of field. During punting situations, Line Judge remains at line of scrimmage to be sure that only end men move downfield until kick has been made. Also rules whether or not kick crossed line and then observes action by members of kicking team who are moving downfield to cover kick.

**Field Judge**—Operates on same side of field as Line Judge, 20 yards deep. Keys on widest receiver on near side. Concentrates on path of end or back, observing legality of his potential block(s) or of actions taken against him. Is prepared to rule from deep position on holding or illegal use of hands by end or back or on defensive infractions committed by player guarding him. Has primary responsibility to make decisions involving sideline on near side of field, e.g., pass receiver or runner in or out of bounds. Field Judge makes decisions involving catching, recovery, or illegal touching of a loose ball beyond line of scrimmage. Rules on plays involving pass receiver, including legality of catch or pass interference. Assists in covering actions of runner, including blocks by teammates and that of defenders. Rules on blocking during punt returns and, together with Back Judge, rules whether or not field goal and try-kick attempts are successful.

**Side Judge**—Operates on same side of field as Down Judge, 20 yards deep. Keeps time of game as backup for official clock operator. However, should official clock malfunction or be operated improperly, time kept by Side Judge is official. Concentrates on path of this receiver, observing legality of his potential block(s) or of actions taken against him. Is prepared to rule from deep position on holding or illegal use of hands by receiver or on defensive infractions committed by player defending him. Has primary responsibility to make decisions involving sideline on near side of field, e.g., pass receiver or runner in or out of bounds. Side Judge will advise Referee when time has expired at end of each period. Side Judge makes decisions involving catching, recovery, or illegal touching of loose ball beyond line of scrimmage. Rules on plays involving pass receiver, including legality of catch or pass interference. Assists in covering actions of runner, including blocks by teammates and that of defenders and rules on blocking during punt returns. On field goals and try-kick attempts, becomes second umpire.

**Back Judge**—Takes position 25 yards downfield. In general, favors tight end's side of field. Usually keys on tight end, concentrates on his path and observes legality of tight end's potential block(s) or of actions taken against him. Is prepared to rule from deep position on holding or illegal use of hands by end or back or on defensive infractions committed by player defending him. Back Judge times interval between plays on play clock plus intermission between two periods of each half. Makes decisions involving catching, recovery, or illegal touching of loose ball beyond line of scrimmage. Is responsible to rule on plays involving end line. Calls pass interference, fair-catch infractions, and blocking during kick returns and, together with Field Judge, rules whether or not field goal and try-kick attempts are successful.

## DEFINITIONS

1. **Chucking:** Chucking is intentionally contacting an eligible receiver who is in front of a defender.
2. **Clipping:** Blocking an opponent from behind below the waist, and is prohibited against a non-runner. This does not apply to offensive blocking in close-line play where it is legal to clip above the knee(s), but it is illegal to clip at or below the knee(s). It is legal to clip above the knee in close line play, provided the blocker was not lined up more than one position from a defender who is responding to the flow of the play away from him.
3. **Close-Line Play:** Contact that occurs in an area extending between the outside edges of the normal tackle positions and three yards on either side of the line of scrimmage. Close-line play no longer exists after the ball leaves that area.
4. **Crackback:** It is an illegal crackback block if the following conditions are fulfilled: The block occurs within an area five yards on either side of the line of scrimmage, including within close-line play, by an offensive player who is moving toward the position from which the ball was snapped; and (a) the offensive player was in a set position and aligned more than two yards outside an offensive tackle (flexed) when the ball was snapped; or (b) the offensive player was in a backfield position when the ball was snapped and moved to a position more than two yards outside an offensive tackle; or (c) the offensive player was in a backfield position and in motion when the ball was snapped. The recipient of a crackback block is also considered a defenseless player and the opponent may not forcibly hit the defenseless player's head or neck area with the helmet, facemask, forearm, or shoulder (even if the initial contact is lower than the player's neck, and regardless of whether the defensive player also uses his arms to tackle the defenseless player by encircling or grasping him); lower the head and make forcible contact with any part of the helmet against any part of the defenseless player's body; or illegally launch into a defenseless opponent. It is an illegal launch if a player (i) leaves one or both feet prior to contact to spring forward and upward into his opponent, and (ii) uses any part of his helmet to initiate forcible contact against any part of his opponent's body. (This does not apply to contact against a runner, unless the runner is still considered to be a defenseless player, as defined in Article 9).
5. **Dead Ball:** Ball not in play.
6. **Double Foul:** A foul by either team during the same down during which both teams commit at least one foul, including dead ball fouls.
7. **Down:** A down is a period of action that starts when the ball is put in play and ends when the ball is declared dead.
8. **Encroachment:** When a defensive player enters the neutral zone and contacts an offensive player or the ball prior to the snap, or if he interferes with the ball during the snap. Officials are to blow their whistles immediately.
9. **Fair Catch:** A fair catch is an unhindered catch of a scrimmage kick that has crossed the line of scrimmage and has not touched the ground, or of a free kick that has not touched the ground, by a player of the receiving team who has given a valid fair catch signal. A fair catch may be followed by a fair catch kick.
10. **Foul:** A foul is any infraction of a playing rule for which a penalty is prescribed.
11. **Free Kick:** A kickoff, safety kick, or onside kick that puts the ball in play to start a free kick down. A kickoff puts the ball in play at the start of each half, after a try, and after a successful field goal. A drop kick or place kick may be used for a kickoff. A safety kick puts the ball in play after a safety. A place kick, drop kick, or punt may be used for a safety kick.
12. **Fumble:** A fumble is any act, other than passing, successful handing, or legally kicking the ball, which results in a loss of player possession. It is not a fumble if the player immediately regains control of the ball. A fumble ends when a player of either

team possesses the ball, or when the ball is dead. The use of the term fumble always means that the ball was in possession of a player when the act occurred.

13. **Impetus:** The action of a player that gives momentum to the ball and sends it into the end zone.
14. **Live Ball:** A ball that is in play. A dead ball becomes a live ball when it is (a) legally kicked on a free kick down; (b) legally snapped on a scrimmage down; or (c) legally kicked on a fair catch kick down. It continues in play until the down ends.
15. **Player Inside the Landing Zone:** A player who has been outside the front yard line of the Landing Zone reestablishes himself as a player inside the Landing Zone when both feet or any part of his body, other than his hands, touch the ground within the Landing Zone, provided that no part of his body is touching outside the Landing Zone or anything other than a player outside the Landing Zone.
16. **Loose Ball Out of the Landing Zone:** A loose ball on a kickoff or safety kick is outside the Landing Zone when it first touches the ground or anything that is outside the front yard line of the Landing Zone, including a player.
17. **Loose Ball:** : A loose ball is a live ball that is not in player possession, i.e., any ball that has been kicked, passed, or fumbled. A loose ball is considered to be in possession of the team (offense) whose player kicked, passed, or fumbled it. It is a loose ball until a player secures possession or until the ball becomes dead. If it has not yet struck the ground, a loose ball is in flight.
18. **Muff:** The touching of a loose ball by a player in an unsuccessful attempt to obtain possession.
19. **Neutral Zone:** The neutral zone is the space between the forward and backward points of the ball (planes) and extends to the sidelines. It starts when the ball is ready for play.
20. **Offside:** A player is offside when any part of his body or his person is in the neutral zone, or is beyond the kicking team's restraining line for an onside kick or fair catch kick line when the ball is put in play, unless he is a holder of a place kick for an onside kick or fair catch kick, or a kicker for an onside kick. The snapper is offside if any part of his body is beyond the neutral zone. The kicker is not offside unless his kicking foot is beyond his restraining line when the ball is kicked.
21. **Onside Kick:** An onside kick is a free kick that the kicking team attempts to legally recover from the kicking team's restraining line to the furthest point downfield within the onside kick setup zone.
22. **Own Goal:** The goal a team is defending.
23. **Play Clock:** 40/30/25-second clock.
24. **Pocket Area:** The pocket area is the area between the outside edges of the normal tackle positions on each side of the center extending backward to the offensive team's end line. A player who is in possession of the ball is out of the pocket area, and the pocket area no longer exists, if any part of his body or the ball is outside of the pocket area.
25. **Player Possession:** A player is in possession when he is inbounds and has control of the ball with his hands or arms. To gain possession of a loose ball that has been caught, intercepted, or recovered, a player (a) must have complete control of the ball with his hands or arms and (b) have both feet or any other part of his body, other than his hands, completely on the ground inbounds, and, after (a) and (b) have been fulfilled, perform any act common to the game (e.g., tuck the ball away, extend it forward, take an additional step, turn upfield, or avoid or ward off an opponent). It is not necessary that he commit such an act, provided that he maintains control of the ball long enough to do so. This rule applies in the field of play, at the sideline, and in end zone. Possession Notes: (1) Movement of the ball does not automatically result in loss of control. (2) If a player who has completed the first two, but not the third requirement for possession, contacts the ground and loses control of the ball, there is no possession if the ball hits the ground before he regains control, or if he regains control out

## DIGEST OF RULES

- of bounds. If a player would have caught, intercepted, or recovered a ball inbounds, but is carried out of bounds, player possession will be granted. (3) If any part of the foot hits out of bounds during the normal continuous motion of taking a step (heel-toe or toe-heel), then the foot is out of bounds. A player is inbounds if he drags his foot, or if there is a delay between the heel-toe or toe-heel touching the ground.
26. **Post-Possession Foul:** A foul by the receiving team is a post-possession foul if it occurs during a scrimmage kick that crosses the line of scrimmage, provided that the receiving team does not lose possession during the rest of the down.
27. **Punt:** A kick made when a player drops the ball and kicks it while it is in flight.
28. **Safety:** The situation in which the ball is dead on or behind a team's own goal line if the impetus comes from a player on that team. Two points are scored for the opposing team.
29. **Scrimmage Kick Formation:** A scrimmage kick formation is a formation with no player in position to receive a hand-to-hand snap and; (a) Punt formation: at least one player 10 or more yards behind the neutral zone; or (b) Field Goal or Try Kick formation: a potential holder and potential kicker seven or more yards behind the neutral zone in position for a place kick. For either (a) or (b) to qualify as a scrimmage kick formation, it must be obvious that a kick may be attempted. If Team A is in a scrimmage kick formation at the snap, any action by Team A during the down is deemed to be from a scrimmage kick formation.
30. **Shift:** Any simultaneous change of position or stance by two or more offensive players before the snap after the ball has been made ready for play for a scrimmage down, including movement to the line of scrimmage by the offensive team prior to the snap.
31. **T-Formation Quarterback:** a player aligned one yard or less behind the snapper.
32. **Touchback:** It is a touchback if the ball is dead on or behind the goal line a team is defending, provided that the impetus comes from an opponent, and that it is not a touchdown or an incomplete pass.
33. **Touchdown:** It is a touchdown if any part of the ball is on, above, or behind the opponent's goal line while legally in possession of a player inbounds, provided it is not a touchback.
34. **Unsportsmanlike Conduct:** Any act contrary to the generally understood principles of sportsmanship.

### SUMMARY OF PENALTIES

#### Automatic First Down

Awarded to offensive team on all defensive fouls with these exceptions:

- Offside
- Encroachment
- Delay of game
- Illegal substitution
- Excess team time out(s)
- Neutral zone infraction
- Running into the kicker
- More than 11 players on the field at the snap or in the formation
- Illegal formation—defense

#### 5 Yards

- Defensive holding or defensive illegal use of hands (automatic first down)
- Delay of game (offense or defense)
- Delay of Kickoff
- Encroachment
- Second and subsequent excess teamtime out(s)
- False start
- Illegal contact (automatic first down)
- Illegal formation (offense or defense)
- Illegal shift
- Illegal motion
- Illegal snap

- Illegal substitution
- Invalid fair catch signal
- More than 11 players on the field at the snap or in the formation for either team
- Offside
- Running into kicker
- Player out of bounds at snap
- Ineligible member(s) of kicking team going beyond line of scrimmage before ball is kicked
- Failure to report change of eligibility
- Neutral zone infraction
- Ineligible offensive player downfield during a pass
- Forward pass touched intentionally or is caught by an originally ineligible player
- Kicking-team player voluntarily out of bounds during a punt
- Twelve men in huddle.
- Illegal touching of a kick
- Illegal kick
- Voluntarily going out of bounds on a free kick

#### 10 Yards

- Offensive pass interference
- Holding, illegal use of hands, arms, or body by offense
- Assisting the runner by pulling him forward
- Illegal batting or punching a loose ball
- Illegal block above the waist

#### 15 Yards

- Chop block
- Clipping
- Fair catch interference/Kick catch interference
- Illegal crackback block by offense
- Late hit
- Roughing the kicker/holder
- Roughing the passer
- Twisting, pulling, or turning the facemask or helmet opening.
- Unnecessary roughness (all categories)
- Unsportsmanlike conduct (all categories)

#### Examples:

- A punter, placekicker, or holder who simulates being roughed by a defensive player
  - Leaping
  - Leverage
  - Taunting
  - Removal of helmet in field of play or in endzone during celebration, demonstration, or confrontation
- Delay of game at start of either half
  - Illegal block below the waist
  - Illegal hit on a defenseless player
  - Impermissible use of helmet
  - Illegal peel back block
  - Illegal out block
  - Illegal blindside block
  - Tripping by a member of either team
  - Hip-drop tackle
  - Illegal block after fair catch signal
  - Illegal double-team block
  - Illegal wedge
  - Pushing teammate on a scrimmage kick
  - Horse-collar tackle

#### Loss of Down Without Yardage

Forward pass is first touched by eligible receiver who has gone out of bounds and returned.

#### 5 Yards and Loss of Down (Combination Penalty)

- Forward pass thrown from beyond line of scrimmage.
- Second forward pass from behind the line.
- Forward pass thrown from behind line of scrimmage after ball has been beyond it.

- Punt, drop kick, or placekick that is kicked from beyond the line of scrimmage or not from scrimmage, or for a second kick from behind the line after the ball has crossed the line.
- Handing the ball forward beyond the line of scrimmage or to an ineligible receiver behind the line of scrimmage.
- Backward pass thrown out of bounds before a change of possession during a play that starts after the two-minute warning.

#### 10 Yards and Loss of Down (Combination Penalty)

- Intentional grounding of forward pass (safety if passer is in own end zone). If foul occurs more than 10 yards behind line or more than half the distance to the goal line, play results in a loss of down at spot of foul.
- Illegally batting or kicking a loose ball.

#### 15 Yards and Loss of Coin Toss Option

- Team's late arrival on the field prior to scheduled kickoff.
- Captains not appearing for coin toss.

#### 15 Yards (and disqualification if flagrant)

- Striking an opponent with fist.
- Kicking or kneeling opponent.
- Striking opponent to head or neck with forearm, elbow, or hands whether or not the initial contact is made below the neck area.
- Roughing kicker/holder.
- Roughing passer.
- Flagrant unnecessary roughness.
- Unsportsmanlike conduct (two violations: throwing punch, forearm, or kicking opponent; abusive, threatening, insulting language or gestures; baiting or taunting acts or gestures)
- Palpably unfair act (distance penalty determined by the Referee after consultation with other officials).
- Impermissible use of helmet
- Twisting, pulling, or turning the facemask or helmet opening.

#### 15 Yards and Automatic Disqualification

- Using a helmet (not worn) as a weapon.
- Striking or purposely shoving a game official.

#### Suspension from Game for One Down

Illegal equipment (Player may return after one down when legally equipped).

#### Touchdown Awarded (Palpably Unfair Act)

When Referee determines a palpably unfair act deprived a team of a touchdown (Example: Player comes off bench and tackles runner apparently enroute to touchdown).

#### FIELD

- Sidelines and end lines are out of bounds. The goal line is in the end zone. A player with the ball in his possession scores when the ball breaks the plane of the opponent's goal line.
- The field is rimmed by a white border, six feet wide, along the sidelines. All of this area is out of bounds.
- The hash marks (inbound lines) are 70 feet, nine inches from each sideline.
- Goal posts must be single-standard type, offset from the end line and painted bright gold in color. The goal posts must be 18 feet, six inches wide and the top face of the crossbar must be 10 feet above the ground. Vertical posts extend at least 30 feet above the crossbar. A ribbon 4" by 42" long is to be attached to the top of each post. The actual goal is the plane extending indefinitely above the crossbar and between the outer edges of the posts.
- The field is 360 feet long and 160 feet wide. The end zones are 30 feet deep. The line used in try attempts is 2 yards out from the goal line.
- Chain crew members and ball crew must be uniformly identifiable.

- All clubs must use standardized sideline markers. Pylons must be used for goal line and end line markings.
- End zone markers and club identification at 50-yard line must be approved by the Commissioner to avoid any confusion as to delineation of goal lines, sidelines and end lines.
- The playing surface must be a League-approved shade of green.

#### BALL

Each team will make 24 (12 primary and 12 back-up) approved footballs available for all games. In addition, six (6) specially marked balls only for kicking plays will be available in all stadiums.

#### COIN TOSS

- The toss of coin will take place within three minutes of kickoff in the center of the field. The toss will be called by the visiting captain before the coin is flipped. Unless the winner of the toss defers his choice to the second half, he must choose one of two privileges and the loser is given the other. The two privileges are:
  - Receive or kick
  - Goal his team will defend
- Immediately prior to start of second half, the captains of both teams must inform the officials of their respective choices. The loser of the original coin toss gets first choice.

#### TIMING

- The stadium game clock is official. In case it stops or is operating incorrectly, Side Judge takes over the official timing on the field.
- Each period is 15 minutes. The intermission between the periods is two minutes. Halftime is 13 minutes, unless otherwise specified.
- On charged team time outs, the Back Judge starts watch and blows whistle after 2 minutes and 20 seconds, unless television does not utilize the time for commercial. In this case the length of the time out is reduced to 30 seconds.
- Referee may allow necessary time to attend to an injured player or repair legal player equipment.
- Each team is allowed three time outs each half.
- Time between plays will be 40 seconds from the end of a given play until the snap of the ball for the next play, or a 25-second interval after certain administrative stoppages and game delays. If the Play Clock is stopped prior to the snap for any reason while time is in, after the stoppage has concluded, the time remaining on the Play Clock shall be the same as when it stopped, unless:
  - the stoppage has been for a charged team timeout, the two-minute warning, the expiration of a period or a penalty enforcement, in which case the play clock shall be reset to 25 seconds;
  - the stoppage has been for an Instant Replay review that results in a reversal, in which case the Play Clock shall be reset to 40 seconds; unless another rule requires otherwise;
  - the stoppage has been for an excess timeout while time is in that is charged to the defense, in which case the play clock shall be reset to 40 seconds; or
  - fewer than 10 seconds remain on the play clock, in which case it shall be reset to 10 seconds, or the exact time on the play clock at the discretion of the Referee.
- Clock will start running when ball is snapped following all changes of team possession.
- With the exception of the last two minutes of the first half and the last five minutes of the second half, the game clock will be restarted on the Referee's signal that a ball has been returned to play when a ball carrier goes out of bounds on a play from scrimmage or after enforcement of a penalty if appropriate.
- Consecutive team time outs can be taken by opposing teams but the length of the second time out will be reduced to 30 seconds.

## DIGEST OF RULES

### OVERTIME

If the score is tied at the end of the regulation playing time of all regular season and postseason NFL games, a system of modified sudden death overtime shall be in effect, pursuant to the following.

1. At the end of regulation playing time, the Referee shall immediately toss a coin at the center of the field, in accordance with rules pertaining to a usual pregame toss. The visiting team captain is to again call the toss.
2. Following an intermission of no more than three minutes after the end of the regular game, the extra period shall commence.
3. All replay reviews will be initiated by the Replay Official. Coach challenges will not be allowed.

#### Key overtime definitions:

1. **Possession:** A player is in possession when he is in firm grip and control of the ball inbounds. The defense gains possession when it catches, intercepts, or recovers a loose ball.
2. **Opportunity to Possess:** The opportunity to possess applies only during kicking plays. A kickoff is the opportunity to possess for the receiving team. If the kicking team legally recovers the kick, the receiving team is considered to have had its opportunity. A punt or field goal attempt that crosses the line of scrimmage and is muffed by the receiving team is considered to be an opportunity to possess for the receiving team. Normal touching rules by the kicking team apply.

#### The following shall apply to overtime games in the regular season:

1. There shall be a maximum of one 10-minute period, even if the second team has not had an opportunity to possess the ball or if its initial possession has not ended. If the score is tied at the end of the period, the game shall result in a tie.
2. Each team shall be entitled to two timeouts, and if there is an excess timeout, the usual rules shall apply. The general provisions for the fourth quarter of a game, including timing, shall apply.
3. Both teams must have the opportunity to possess the ball once during the extra period, unless the team that receives the opening kickoff scores a touchdown on its initial possession, in which case it is the winner, or if the team kicking off to start the overtime period scores a safety on the receiving team's initial possession, in which case the team that kicked off is the winner.
4. If the team that possesses the ball first does not score on its initial possession, the team next scoring by any method shall be the winner.
5. If the team that possesses the ball first scores a field goal on its initial possession, the other team (the second team) shall have the opportunity to possess the ball.

#### The following shall apply to overtime games in the postseason:

1. Both teams must have the opportunity to possess the ball at least once, unless the team kicking off to start the overtime period scores a safety on the receiving team's initial possession, in which case the team that kicked off is the winner.
2. If the score is tied at the end of a 15-minute overtime period, or if the second team's initial possession has not ended, another overtime period will begin, and play will continue, regardless of how many 15-minute periods are necessary.
3. Between each overtime period, there shall be a two-minute intermission, but there shall be no halftime intermission after the second period. At the beginning of the third overtime period, the captain who lost the coin toss prior to the first overtime period shall have the first choice, unless the team that won the coin toss deferred.
4. At the end of the first and third extra periods, teams must change goals.
5. Each team is entitled to three timeouts during a half. If there is an excess timeout, the usual rules shall apply.
6. At the end of a second overtime period, timing rules shall apply as at the end of the first half. At the end of a fourth overtime period, timing rules shall apply as at the end of the fourth quarter.

### Timing in Final Two Minutes of Each Half

1. A fourth timeout is granted for an injured player (excess timeout). If the clock was running and an excess timeout is charged against the team with possession of the ball, the ball will not be put in play until the time on the game clock has been reduced by 10 seconds, if the defense so chooses, and the play clock reset to 30 seconds; the game clock will start with the ready for play signal. All subsequent excess timeouts charged to the offense will be penalized five yards, and, if the clock was running, 10 seconds will also be run off the game clock (play clock set to 30, game clock on ready for play). The half or game can end if 10 seconds or less remain on the game clock when this rule is invoked. The defense is not subject to the 10-second runoff rule, but all other rules regarding excess timeouts apply. In addition, if an excess timeout is charged to the defense, the play clock will be reset to 40 seconds. If time is in, the game clock will start with the ready for play signal unless the offense chooses to have the clock start on the snap.
2. If the offense commits a foul that conserves time inside of two minutes of either half, the result is a 10-second runoff, the play clock is set to 30 seconds and game clock starts with ready for play signal. The defense always has the option of declining the 10-second runoff and to have the yardage penalty enforced, but if the yardage penalty is declined, the 10-second runoff is also declined, and the play clock is set to 25 seconds. If it is by the defense, the play clock is reset to 40 seconds. The offense could authorize an unused timeout to avoid a 10-second runoff. If either team chooses to use a timeout the clock starts on the snap.
3. If the defensive team is out of timeouts and commits a foul that conserves time while time is in during the final 40 seconds of either half, the half is over unless the offense chooses to have the Game Clock start on the snap.
4. Fouls that occur inside the last five minutes of the fourth quarter as well as after the two minute warning of the first half will result in the clock starting on the snap. Exception: Conserving time fouls and actions in No. 2 above.

### UNIFORM NUMBERS BY POSITION

All players must wear numerals on their jerseys according to their positions: Quarterbacks 0-19; kickers and punters 0-49 and 90-99; defensive backs 0-49; running backs, fullbacks, tight ends, H-backs and wide receivers 0-49 and 80-89; offensive linemen 50-79; defensive linemen 50-79 and 90-99; linebackers 0-59 and 90-99. Eligible pass receivers and a T-Formation Quarterback must be wearing numerals 0-49 or 80-89. All other numerals are worn by ineligible players unless they report a change in their position.

### TRY

1. After a touchdown, the scoring team is allowed a try during one scrimmage down. The ball may be spotted anywhere between the inbounds lines, 15 yards from the defensive team's goal line for a try-kick and two yards from the goal line for a try by pass or run. The successful conversion counts one point by kick or safety, two points for successful conversion by touchdown.
2. Any distance penalty for fouls committed by the defense which prevent the try from being attempted can be enforced on the succeeding try or succeeding kickoff. Any foul committed on a successful try will result in a distance penalty being assessed on the ensuing kickoff.
3. Only the fumbling player can recover and advance a fumble during a try.

### PLAYERS-SUBSTITUTIONS

1. Each team is permitted 11 players on the field at the snap or during any free kick.
2. Unlimited substitution is permitted. However, players may enter the field only when the ball is dead. Players who have been substituted for are not permitted to linger on the field. Such lingering will be interpreted as unsportsmanlike conduct.

3. Players leaving the game must be out of bounds on their own side, clearing the field between the end lines, before a snap or free kick. If player crosses end line leaving field, it is an illegal substitution (5-yard penalty).
4. Offensive substitutes who remain in the game must move onto the field as far as the inside of the field numerals before moving to a wide position.
5. With the exception of the last two minutes of either half, the offensive team, while in the process of substitution or simulated substitution, is prohibited from rushing quickly to the line and snapping the ball with the obvious attempt to cause a defensive foul; i.e., too many men on the field.
6. There never can be 12 or more players in the offensive huddle.

## FREE KICKS

A free kick is a kickoff, safety kick, or onside kick that puts the ball in play to start a free kick down. A free kick may not score a field goal. A one-inch tee may be used on a free kick.

1. **Kickoff:** On a Kickoff, the kicker will kick the ball from the kicking team's 35-yard line. The ball is put in play on a kickoff by a place kick or drop kick.
2. **Safety Kick:** On a safety kick, the team scored upon puts the ball in play by a punt, drop kick or place kick from its 20-yard line. A tee may be used on a safety kick.
3. The 10 remaining members of the kicking team must line up with their front foot on the receiving team's 40-yard line.
4. A minimum of nine members of the receiving team must be positioned in its setup zone, which is the 5-yard area between the receiving team's 35-yard line and its 30-yard line.
5. The landing zone shall be the area from the receiving team's 20-yard line extending to its goal line.
6. The kicking team players (other than the kicker) and receiving team players in its setup zone must have both feet remain on the ground and cannot move until the ball hits the ground or a player in the landing zone or end zone.
7. The kicker may not cross the vicinity of the 50-yard line until the ball touches the ground or player in the landing zone or end zone.
8. If a player of the receiving team catches or recovers the ball in the landing zone or inbounds in the end zone, he may advance. A player of the kicking team may touch, catch, or recover the ball if it lands or is touched by a receiving team player in the landing zone or in the end zone.
9. Any kick that hits in the end zone must be returned or downed. If a kick first touches the ground or a player in the landing zone, then goes into the end zone, and is downed in the end zone or goes out of bounds in the end zone, it is a touchback and will be the receiving team's ball at its 20-yard line. If without first touching the ground or player in landing zone, the kick lands in the end zone and is downed in the end zone or goes out of bounds in the end zone, it is a touchback and will be the receiving team's ball at its 30-yard line.
10. The setup and landing zone do not change after enforcement of penalties or a safety; only the spot where the ball is kicked changes.
11. If, on a kickoff or safety kick, the ball lands or is touched short of the landing zone, the ball belongs to the receivers 25 yards (30 yards if safety kick) from the spot of the kick or at the spot where the ball lands or is touched in advance of the landing zone if less than 25 yards (30 yards if a safety kick).
12. **Onside Kick:** An onside kick is a type of free kick; however, the alignments for an onside kick are different from a kickoff or safety kick. At any time during the fourth period, the kicking team, if trailing its opponent, may declare an onside kick by notifying the Referee prior to the start of the play clock.
13. The onside kick shall be from the kicking team's 35-yard line or the kicking team's 20-yard line for an onside safety kick (restraining line for the kicking team on an onside kick).
14. On an onside kick, the kicking team players other than the kicker (from the time the kicker begins his approach until the

kick), must be lined up with at least one foot on the yard line that is one yard behind the restraining line for the kicking team, and both feet must remain on the ground until the ball is kicked.

15. Until the ball is kicked, all receiving team players must be inbounds and behind their restraining line, which is 10 yards in advance of the restraining line for the kicking team and at least eight, but no more than nine, players must be positioned between their restraining line and a spot 15 yards behind their restraining line (the "onside kick setup zone").
16. The restraining lines for an onside kick may change after enforcement of any penalties.
17. An onside kick is illegal unless it travels 10 yards or is first touched by the receiving team. Once the ball is touched by the receiving team or has gone 10 yards, it is a free ball. Receivers may recover and advance. The kicking team may recover but not advance unless receiver had possession and lost the ball. However, for an onside kick that goes untouched beyond the onside kick setup zone, the receiving team will take possession of the ball 15 yards from the receivers' restraining line.
18. When the kicking team illegally touches an onside kick, the receiving team may elect to take possession of the ball at the spot of illegal touch.
19. When any free kick (kickoff, safety kick, or onside kick) goes out-of-bounds between the goal lines without being touched by the receiving team, the ball belongs to the receivers 25 yards (30 yards if safety kick) from the spot of the kick or at the out-of-bounds spot.

## FAIR-CATCH KICK

After a fair catch is made or is awarded as the result of fair-catch interference, the receiving team has the option of putting the ball in play by either a:

1. fair-catch kick (drop kick or placekick without a tee) from the spot of the catch (or the succeeding spot after enforcement of any applicable penalties or rule) (3-9 and 11-4-3), or
2. snap from the spot of the catch (or the succeeding spot after enforcement of any applicable penalties).

## FIELD GOAL

All field goals attempted (kicked) and missed from the 20-yard line or beyond will result in the defensive/receiving team taking possession of the ball at the spot of the kick provided that the ball is untouched by the receivers beyond the line of scrimmage. On any field goal attempted and missed from inside the 20-yard line, ball will revert to defensive/receiving team at the 20-yard line, again provided that the ball is untouched by the receivers beyond the line of scrimmage.

## SAFETY

The important factor in a safety is impetus. Two points are scored for the opposing team when the ball is dead on or behind a team's own goal line if the impetus came from a player on that team.

### Examples of Safety:

- (a) Blocked punt goes out of kicking team's end zone. Impetus was provided by punting team. The block only changes direction of ball, not impetus.
- (b) Ball carrier retreats from field of play into his own end zone and is downed. Ball carrier provides impetus.
- (c) Offensive team commits a foul and spot of enforcement is behind its own goal line.
- (d) Player on receiving team muffs punt and, trying to get ball, forces or illegally kicks (creating new impetus) it into end zone where it goes out of the end zone or is recovered and downed by a member of the receiving team in the end zone. (To create new impetus, the ball must be at rest or nearly at rest.)

### Examples of Non-Safety:

- (a) Player intercepts a pass or catches or recovers a fumble, backward pass, scrimmage kick, or free kick with both feet inbounds in the field of play and his momentum carries him



## DIGEST OF RULES

into his own end zone where he is downed. Ball is put in play at spot where the player gained possession, if the ball is declared dead in his team's possession in the end zone.

- (b) Player intercepts a pass in his own end zone and is downed in the end zone, even after running in the end zone. Impetus came from passing team, not from defense (touchback).
- (c) Player passes from behind his own goal line. Opponent bats down ball in end zone (incomplete pass).

### MEASURING

The forward point of the ball is used when measuring.

### POSITION OF PLAYERS AT SNAP

1. Offensive team must have at least seven players on line.
2. Offensive players, not on the line, must be at least one yard back at snap. (Exception: the player directly behind snapper and who is wearing an eligible number (unless a player wearing an ineligible number reports change in eligibility status).
3. No interior lineman may move abruptly after taking or simulating a three-point stance.
4. No player of either team may be in the neutral zone at the snap.
5. No player of offensive team may charge or move abruptly after assuming set position.
6. If a player changes his eligibility, the Referee must alert the defensive captain after player has reported to him. Players in eligible positions must wear an eligible number, unless they have reported in accordance with Rule 5, Section 3, Article 1.
7. All players of offensive team must be stationary at snap, except one back who may be in motion parallel to line of scrimmage or backward (not forward).
8. After a shift or huddle all players on offensive team must come to a complete stop for at least one second with no movement of hands, feet, head, or swaying of body.
9. Offensive linemen are permitted to interlock legs.
10. Quarterbacks, whether under center or in a shotgun formation, can be called for a false start (5 yards) if their actions are judged to be an obvious attempt to draw an opponent offside.

### USE OF HANDS, ARMS AND BODY

1. A player of either team may block (obstruct or impede) an opponent at any time, provided that the act is not:
  - (a) pass interference
  - (b) illegal contact
  - (c) fair catch interference or interference with the opportunity to catch a kick
  - (d) clipping against a non-runner
  - (e) achop block
  - (f) an illegal crackback block
  - (g) an illegal low block
  - (h) unnecessary roughness
  - (i) roughing a passer
  - (j) an illegal cut block
  - (k) roughing a kicker or holder
  - (l) offensive or defensive holding
  - (m) illegal use of hands
  - (n) tripping (including the runner)
  - (o) an illegal block in the back above the waist
  - (p) an illegal peel back block
  - (q) an illegal blindside block
  - (r) an illegal double team block
  - (s) an illegal wedge block
2. An offensive player cannot obstruct or impede an opponent by grasping him with his hands or encircling any part of a defender's body with his arms, except in the following situations:
  - (a) If he is a runner. A runner may ward off opponents with his hands and arms. He also may lay his hand on a teammate or push him into an opponent, but he may not grasp or hold on to a teammate; or
  - (b) During a loose ball. An offensive player may use his

hands/arms legally to block or otherwise push or pull an opponent out of the way in a personal attempt to recover the ball. See specific fumble, pass, or kick rules; or

- (c) During a kick. A kicking team player may use his hands/arms to ward off or to push or pull aside a receiver who is legally or illegally attempting to obstruct his attempt to proceed downfield; or
  - (d) During a legal block.
3. An offensive player is permitted to block an opponent by contacting him with his head, shoulders, hands, and/or outer surface of the forearm, or with any other part of his body that is not otherwise prohibited by another rule.
  4. A blocker may use his arms, or open or closed hands, to contact an opponent on or outside the opponent's frame (the body of an opponent below the neck that is presented to the blocker). If a blocker's arms or hands are outside an opponent's frame, it is a foul if the blocker materially restricts him. The blocker immediately must work to bring his hands inside the opponent's frame, and, as the play develops, the blocker is permitted to work for and maintain his position against an opponent, provided that he does not illegally clip or illegally push from behind.
  5. An offensive blocker cannot:
    - (a) thrust his hands forward above the frame of an opponent to contact him on the neck, face, or head (Note: contact in close line play that is not prolonged and sustained is not a foul);
    - (b) charge or fall into the back of an opponent above the waist, or use his hands or arms to push an opponent from behind in a manner that affects his movement, except in close line play (the guideline for officials to use for illegal use of hands in the back above the waist is: if either hand is on the back, it is a foul. If both hands are on the opponent's side, it is not a foul);Note: The prohibition applies to a player of the kicking team while the ball is in flight during a scrimmage kick.
    - (c) use his hands or arms to materially restrict an opponent or alter the defender's path or angle of pursuit. Material restrictions include but are not limited to:
      - (i) grabbing or tackling an opponent;
      - (ii) hooking, jerking, twisting, or turning him; or
      - (iii) pulling him to the ground.
  6. No offensive player may:
    - (a) pull a runner in any direction at any time; or
    - (b) use interlocking interference, by grasping a teammate or by using his hands or arms to encircle the body of a teammate; or
    - (c) trip an opponent; or
    - (d) push or throw his body against a teammate to aid him in an attempt to obstruct an opponent or to recover a loose ball.
  7. Blocking Notes:
    - (a) When a defensive player is held by an offensive player during the following situations, Offensive Holding will not be called:
      - (i) if the runner is being tackled simultaneously by another defensive player;
      - (ii) if the runner simultaneously goes out of bounds;
      - (iii) if a fair catch is made simultaneously;
      - (iv) if the action clearly occurs after a forward pass has been thrown to a receiver beyond the line of scrimmage;
      - (v) if the action occurs away from the point of attack and is not within close line play;
      - (vi) if a free kick results in a touchback;
      - (vii) if a scrimmage kick simultaneously becomes a touchback;
      - (viii) if the action is part of a double-team block;Exception: Holding will be called if the opponent is pulled to the ground by one or both of the blockers.
    - (ix) if, during a defensive charge, a defensive player uses a rip technique that puts an offensive player in a position that would normally be holding.Exception: Holding will be called if the defender's feet are taken away from him by the offensive player's action.
  - (b) If a blocker falls on or pushes down a defender whose

momentum is carrying him to the ground, Offensive Holding will not be called unless the blocker prevents the defender from rising from the ground.

- (c) If the official has not seen the entire action that sends a defender to the ground, Offensive Holding will not be called.

8. A defensive player may not tackle or hold any opponent other than a runner. Otherwise, he may use his hands, arms, or body only:

(a) To defend or protect himself against an obstructing opponent.

Exception: An eligible receiver is considered to be an obstructing opponent ONLY to a point five yards beyond the line of scrimmage unless the player who receives the snap clearly demonstrates no further intention to pass the ball. Within this five-yard zone, a defensive player may chuck an eligible player in front of him. A defensive player is allowed to maintain continuous and unbroken contact within the five-yard zone until a point when the receiver is even with the defender. The defensive player cannot use his hands or arms to push from behind, hang onto, or encircle an eligible receiver in a manner that restricts movement as the play develops. Beyond this five-yard limitation, a defender may use his hands or arms only to defend or protect himself against impending contact caused by a receiver. In such reaction, the defender may not contact a receiver who attempts to take a path to evade him.

(b) To push or pull opponent in actual attempt to get at or tackle runner.

(c) To push or pull opponent out of the way in a legal attempt to recover a loose ball.

(d) During a legal block on an opponent who is not an eligible pass receiver.

(e) When legally blocking an eligible pass receiver above the waist.

Exception: Eligible receivers lined up within 2 yards of the tackle, whether on or immediately behind the line, may be blocked below the waist at or behind the line of scrimmage. NO eligible receiver may be blocked below the waist after he goes beyond the line (illegal cut).

Note: Once the quarterback hands off, is tackled, throws a forward or backward pass, loses possession of the ball by a fumble or muff that hits the ground, or if the quarterback leaves the pocket area, the restrictions (illegal chuck, illegal cut) on the defensive team relative to offensive receivers will end.

9. An offensive player who lines up more than two yards outside his own tackle or a player who, at the snap, is in a backfield position and subsequently takes a position more than two yards outside a tackle may not contact an opponent below the waist if the blocker is moving toward the ball and if contact is made within an area five yards on either side of the line (crackback).

10. A defensive player may not contact an opponent above the shoulders with the palm of his hand except to ward him off on the line. This exception is permitted only if it is not a repeated act against the same opponent during any one contact. In all other cases the palms may be used on head, neck, or face only to ward off or push an opponent in legal attempt to get at the ball.

11. Any offensive player who pretends to possess the ball or to whom a teammate pretends to give the ball may be tackled provided he is crossing the line of scrimmage between the tackles of a normal tight offensive line.

12. A player may not bat or punch:

(a) A loose ball (in field of play) toward his opponent's goal line or in any direction in either end zone.

(b) A ball in player possession.

Note: If there is any question as to whether a defender is stripping or batting a ball in player possession, the official(s) will rule the action as a legal act (stripping the ball).

Exception: to bat or punch rule: A forward pass may be batted, tipped, or deflected in any direction by an eligible player at any time.

Note: A pass in flight that is controlled or caught before receiver's two feet are down may only be thrown backward. If it is thrown forward, it's considered an illegal bat.

13. No player may deliberately kick any ball except as a punt, drop kick, or place kick.

## BLOCKING BELOW THE WAIST

Blocks below the waist are prohibited in the following situations:

- (a) By players of either team after a change of possession; or
- (b) By players of the kicking team after a Free Kick, Fair-Catch Kick, Punt, Field-Goal Attempt, or Try Kick;
- (c) By players of the receiving team during a down in which there is a Free Kick, Fair-Catch Kick, Punt, Field-Goal Attempt, or Try Kick; or
- (d) By players of either team during a scrimmage down prior to a change of possession unless the contact occurs in the Tight End Box.

(Note: Players are prohibited from initiating contact below the waist of an opponent outside the Tight End Box, except against a runner or a player who is attempting to catch a forward or backward pass).

(Note: The following blocking restrictions may result in a foul even if they occur in the Tight End Box: Illegal Cut Block, Clipping, Peel-Back Block, Chop Block, Crackback Block).

Penalty: For illegally blocking below the waist: Loss of 15 yards.

## FORWARD PASS

1. A forward pass may be touched or caught by any eligible receiver. All members of the defensive team are eligible. Eligible receivers on the offensive team are players on either end of line (provided they either have the numbers of eligible players or have legally reported) or players at least one yard behind the line at the snap. A T-formation quarterback is not eligible to receive a forward pass during a play from scrimmage. Exception: T-formation quarterback becomes eligible if pass is previously touched by an eligible player.
2. An offensive team may make only one forward pass from behind the line of scrimmage during a scrimmage down (Loss of five yards and loss of down).
3. The passer must be behind the line of scrimmage (Loss of down and five yards, enforced from the spot of pass).
4. Any eligible offensive player may catch a forward pass. If a pass is touched by one eligible offensive player and touched or caught by a second eligible offensive player, pass completion is legal. Further, all offensive players become eligible once a pass is touched by an eligible receiver or any defensive player.
5. The rules concerning a forward pass and ineligible receivers:
  - (a) If ball is touched intentionally or caught by an originally ineligible player. (Loss of five yards).
  - (b) If ineligible receiver is illegally downfield (Loss of five yards).
  - (c) If ball is first touched (intentionally or accidentally) or caught by eligible receiver who had gone out of bounds on his own or had been legally forced out of bounds beyond the line. (Loss of down).
6. The player who first controls and continues to maintain control of a pass will be awarded the ball even though his opponent later establishes joint control of the ball.
7. Any forward pass becomes incomplete and ball is dead if:
  - (a) Pass hits the ground inbounds.
  - (b) Pass hits out of bounds.
8. A forward pass is complete when a receiver (a) secures control of the ball, (b) clearly touches the ground inbounds with both feet or with any part of his body other than his hands and, after (a) and (b) have been fulfilled, perform any act common to the game (e.g., tuck the ball away, extend it forward, take an additional step, turn upfield, or avoid or ward off an opponent). It is not necessary that he commit such act, provided that he maintains control of the ball long enough to do so. This rule applies in the field of play, at the sideline, and in end zone. If there is any doubt as to whether a pass is complete or

## DIGEST OF RULES

incomplete, it is always incomplete.

- If an eligible receiver is forced out by a defender illegally and returns to first touch and catch a pass, the play is regarded as a completed pass (Foul against defense), provided the receiver makes an immediate attempt to return inbounds.
- If a personal foul is committed by the defense prior to the completion of a pass, the penalty is 15 yards from the spot where ball becomes dead, or from the line of scrimmage if the receiver is downed behind the line of scrimmage.

### Intentional Grounding of Forward Pass:

- Intentional grounding of a forward pass is a foul:
  - Passer is in the field of play (Loss of down and 10 yards from previous spot)
  - It occurs more than 10 yards behind line, or more than half the distance to the goal line (Loss of down at spot of foul)
  - Passer is in his own end zone when ball is released (Safety).
- Intentional grounding will be called when a passer, facing an imminent loss of yardage due to pressure from the defense, throws a forward pass without a realistic chance of completion.
- Intentional grounding will not be called when a passer, while out of the pocket and facing an imminent loss of yardage, throws a pass that lands at or beyond the line of scrimmage, even if no offensive player has a realistic chance to catch the ball (including if the ball lands out of bounds over the sideline or end line).

### Protection of Passer:

- A pass begins when the passer—with possession of ball—starts to bring his hand forward. Once a player brings the ball back toward his body it is no longer a forward pass. If ball strikes ground after the hand starts forward, but before he starts to bring it back to his body, play is ruled as an incomplete forward pass. If passer loses control of ball prior to his bringing his hand forward, play is ruled a fumble.
- After the ball has left a passer's hand, no defensive player may run into him after the defensive player's second foot has touched the ground. The Referee must determine whether opponent had a reasonable chance to stop his momentum during an attempt to block the pass or tackle the passer while he still had the ball.
- A rushing defender is prohibited from forcibly hitting in the knee area or below a passer who has one or both feet on the ground, even if initial contact is above the knee. It is not a foul if the defender is blocked (or fouled) into the passer and has no opportunity to avoid him.
- Officials are to blow the play dead as soon as the quarterback is clearly in the grasp and control of any tackler and a second approaching player puts his safety in jeopardy.
- No defensive player may forcibly hit the passer in the head, face, or neck.

### PASS INTERFERENCE

- There shall be no interference with a forward pass thrown from behind the line. The restriction for the passing team starts with the snap. The restriction on the defensive team starts when the ball leaves the passer's hand. Both restrictions end when the ball is touched by anyone.
- The penalty for defensive pass interference is an automatic first down at the spot of the foul. If interference is in the end zone, it is first down for the offense on the defense's one-yard line. If previous spot was inside the defense's two-yard line, penalty is half the distance to the goal line.
- The penalty for offensive pass interference is 10 yards from the previous spot.
- It is pass interference by either team when any player movement more than one yard beyond the line of scrimmage significantly hinders the progress of an eligible player's opportunity to catch the ball.

### Actions that constitute defensive pass interference include but are not limited to:

- Contact by a defender who is not playing the ball and such contact restricts the receiver's opportunity to make the catch.
- Playing through the back of a receiver in an attempt to make a play on the ball.
- Grabbing a receiver's arm(s) in such a manner that restricts his opportunity to catch a pass.
- Extending an arm across the body of a receiver thus restricting his ability to catch a pass, regardless of the fact of whether or not the defender is playing the ball.
- Cutting off the path of a receiver by making contact with him without playing the ball.
- Hooking a receiver in an attempt to get to the ball in such a manner that it causes the receiver's body to turn prior to the ball arriving.

### Actions that do not constitute defensive pass interference include but are not limited to:

- Incidental contact by a defender's hands, arms, or body when both players are competing for the ball or neither player is looking for the ball. If there is any question whether contact is incidental the ruling shall be no interference.
- Inadvertent tangling of feet when both players are playing the ball or neither player is playing the ball.
- Contact that would normally be considered pass interference, but the pass is clearly uncatchable by the involved players.
- Laying a hand on a receiver in an attempt to make a play on the ball that does not restrict the receiver.
- Contact by a defender who has gained position on a receiver in an attempt to catch the ball.

### Actions that constitute offensive pass interference include but are not limited to:

- Blocking downfield by an offensive player prior to the ball being touched.
- Initiating contact with a defender by shoving or pushing off thus creating separation.
- Driving through a defender who has established a position on the field.

### Actions that do not constitute offensive pass interference include but are not limited to:

- Incidental contact by a receiver's hands, arms, or body when both players are competing for the ball or neither player is looking for the ball.
- Inadvertent tangling of feet when both players are playing the ball or neither player is playing the ball.
- Contact that would normally be considered pass interference, but the ball is clearly uncatchable by involved players.

**Note 1:** If there is any question whether player contact is incidental, the ruling should be no interference.

**Note 2:** Defensive players have as much right to the path of the ball as eligible offensive players.

**Note 3:** Pass interference for both teams ends when the pass is touched.

**Note 4:** There can be no pass interference at or behind the line of scrimmage, but defensive actions such as tackling or holding a receiver can still result in a five-yard penalty for defensive holding, if accepted.

**Note 5:** Whenever a team presents a punt formation, defensive pass interference is not to be called for action on the end man on the line of scrimmage, or an eligible receiver behind the line of scrimmage who is aligned or in motion more than one yard outside the end man on the line. Defensive holding, such as tackling a receiver, still can be called and result in a five-yard penalty from the previous spot, if accepted. Offensive pass interference rules still apply.

## IMPERMISSIBLE USE OF THE HELMET

1. It is a foul if a player lowers his head and makes forcible contact with his helmet against an opponent or uses any part of his helmet or facemask to butt or make forcible contact to an opponent's head or neck area. These provisions do not prohibit incidental contact by the mask or the helmet in the course of a conventional tackle or block on an opponent.
2. The penalty is a loss of 15 yards. If the foul is by the defense, it is also an automatic first down. The player may be disqualified.

## HIP-DROP TACKLE

1. It is a foul if a player uses the following technique to bring a runner to the ground: grabs the runner with both hands or wraps the runner with both arms; and unweights himself by swiveling and dropping his hips and/or lower body, landing on and trapping the runner's leg(s) at or below the knee.
2. The penalty is a loss of 15 yards and an automatic first down.

## BACKWARD PASS

1. Any pass not forward is regarded as a backward pass. A pass parallel to the line is a backward pass. A runner may pass backward at any time.
2. A backward pass that strikes the ground can be recovered and advanced by either team.
3. A backward pass caught in the air can be advanced by either team.
4. A backward pass in flight may not be batted forward by an offensive player.
5. A direct snap from center is a backward pass.
6. Throwing a backward pass out of bounds after the two-minute warning of either half is considered an illegal action that conserves time.

## FUMBLE

1. The distinction between a fumble and a muff should be kept in mind in considering rules about fumbles. A fumble is the loss of possession of the ball. A muff is the touching of a loose ball by a player in an unsuccessful attempt to obtain possession.
2. A fumble may be advanced by any player on either team regardless of whether recovered before or after ball hits the ground. Exception: On a play from scrimmage, if an offensive player fumbles anywhere on the field during fourth down, the fumbling player is the only offensive player permitted to recover and/or advance the ball. If any player fumbles after the two-minute warning in a half or during a try, the fumbling player is the only player permitted to recover and/or advance the ball. If recovered by a teammate of the player who fumbled, the ball is dead at the spot of the fumble unless it is recovered behind the spot of the fumble. In that case, the ball is dead at the spot of recovery.
3. A fumble that goes forward and out of bounds will return to the fumbling team at the spot of the fumble (clock will start on the Referee's signal that a ball has been returned to the field of play) unless the ball goes out of bounds in the opponent's end zone. In this case, it is a touchback.
4. A muffed hand-to-hand snap from center is treated as a backward pass.

## KICKS FROM SCRIMMAGE

1. Any kick from scrimmage must be made at or behind the line of scrimmage to be legal.
2. Any punt that touches a goal post is dead.
3. During a kick from scrimmage, only the end men, as eligible receivers on the line of scrimmage at the time of the snap, are permitted to go beyond the line before the ball is kicked.  
Exception: An eligible receiver who, at the snap is aligned or in motion behind the line and more than one yard outside the end man on his side of the line, clearly making him the outside receiver, replaces that end man as the player eligible to go downfield after the snap. All other members of the kicking team

must remain at the line of scrimmage until the ball has been kicked.

4. Any punt that is blocked and does not cross the line of scrimmage can be recovered and advanced by either team. However, if the offensive team recovers it must make the yardage necessary for its first down to retain possession if punt was on fourth down.
5. The kicking team may possess but not advance its own kick even though legal recovery is made beyond the line of scrimmage.
6. A member of the receiving team may not run into or rough a kicker who kicks from behind his line unless contact is:
  - (a) incidental to and after he had touched ball in flight, or occurs simultaneously with the kicker kicking the ball.
  - (b) Caused by kicker's own motions.
  - (c) During a quick kick or a kick or when the kicker carries the ball outside the pocket area, unless he clearly establishes a kicking posture.
  - (d) made after a run behind the line or after kicker (or holder) recovers a loose ball on the ground.
  - (d) Caused by block into kicker.
  - (e) The result of a foul by an opponent.
 The penalty for running into the kicker is five yards. For roughing the kicker: 15 yards, an automatic first down, and disqualification if flagrant.
7. If a member of the kicking team attempting to down the ball carries the ball directly into the end zone, it is a touchback. Note: It is also a touchback if a kicking team member touches a kicked ball:
  - (a) while in contact with the end zone, or
  - (b) after contact with the end zone, but before re-establishing a position (with two feet or any body part other than the hands) in the field of play, or
  - (c) if a kicking team player illegally touches the ball inside the receiver's five-yard line.
8. For any foul by the kicking team prior to the actual change of possession, the receiving team will have the option of accepting the penalty at the previous spot and replaying the down or adding the penalty yardage on to the end of the play. Exception: Fair catch interference, invalid fair catch signal, interference with the opportunity, or personal foul (blocking) after a fair catch signal. These are spot fouls.
9. While the ball crosses the line of scrimmage and is in the air or rolling on the ground following a punt or field goal attempt and receiving team commits a foul, the receiving team will retain possession and will be penalized for its foul.
10. It will be illegal for a defensive player to jump on or stand on any player or be picked up by a teammate or to use a hand or hands on a teammate to gain additional height in an attempt to block a kick (Penalty 15 yards, unsportsmanlike conduct).
11. A punted ball remains a kick until it is declared dead or in possession of either team.
12. Any member of the punting team may down the ball anywhere in the field of play. However, if ball is not first touched by receivers, it is a first touch violation. The receiving team can take possession of the ball at the spot of first touching, provided no penalty is accepted on the play.
13. If a member of the punting team goes out of bounds, he cannot return inbounds and be the first to touch the kick. When this occurs, it is a foul for illegal touching. If the illegal touching is inside the receiver's five-yard line, the receiving team may elect to take a touchback.
14. Defensive/receiving team may advance all kicks from scrimmage (including unsuccessful field goal) except those kicks that untouched by the receiving team and then touch the ground or a kicking team player in the end zone. Rules pertaining to kicks from scrimmage apply until defensive team gains possession.

## DIGEST OF RULES

### FAIR CATCH

1. The member of the receiving team must raise one arm full length above his head while kick is in flight and wave his arm from side to side. (Failure to give proper signal, receiver's ball five yards behind spot of signal.) Note: It is legal for the receiver to shield his eyes from the sun by raising one hand no higher than the helmet.
2. No opponent may interfere with the receiver who has signaled for a fair catch, the ball, or his path to the ball (15 yards from spot of foul and fair catch is awarded).
3. A player who signals for a fair catch is not required to catch the ball. However, if a player signals for a fair catch, he may not block or initiate contact with any player on the kicking team until the ball touches another player (Penalty, loss of 15 yards from the spot of foul).
4. If time expires while ball is in play and a fair catch is signaled and made, receiving team may choose to extend the period with one fair catch kick.

### FOUL ON LAST PLAY OF HALF OR GAME

1. If there is a live ball foul by the defensive team that is accepted on last play of the half or game, the half/game is extended if the offense chooses. If the defensive foul is a dead ball personal foul or unsportsmanlike conduct foul following the end of the half or game, the half/game is not extended, and the foul is enforced on the kickoff to start the second half (or overtime period, if applicable).
2. If there is a live ball foul by the offense on last play of the half or game, the half/game is not extended and any score by the offense is nullified. If the offensive foul is a dead ball personal foul or unsportsmanlike conduct foul following the end of the half or game, the half/game is not extended, and the foul is enforced on the kickoff to start the second half (or overtime period, if applicable).  
Exception: Fair catch interference; personal foul or unsportsmanlike conduct during a down prior to a safety, interception, recovery of a backward pass of fumble, or turnover on downs; illegal touching; a palpably unfair act; or kicking team fouls prior to the actual change of possession.
3. On double foul on last play of half or game, half/game is extended, if appropriate.

### SPOT OF ENFORCEMENT OF FOUL

1. There are six basic spots at which a penalty for a foul is enforced:
  - (a) Previous spot: The spot where the ball was put in play.
  - (b) Spot of foul: The spot where the foul is committed or, by rule, is considered to have been committed.
  - (c) Spot of backward pass or fumble: The spot where possession was lost.
  - (d) Dead Ball Spot: The spot at which the ball became dead.
  - (e) Succeeding spot: The spot where the ball next would be put in play (i.e., the spot after enforcement for a foul, or, if there has been no foul, the spot at which the ball became dead).
  - (f) The other try spot: the yard line of the other try option, as determined by any previously enforced penalties, if applicable.
  - (g) Change of Possession Spot: The spot at which possession is gained by, or awarded to, the opponent.
2. All fouls committed by offensive team behind the line of scrimmage (except in the end zone or intentional grounding) shall be penalized from the previous spot. If the foul is in the end zone, it is a safety.

### DOUBLE FOUL AND CHANGE OF POSSESSION

1. If there is a double foul during a down in which there is a change of possession (double foul with a change of possession), the team last gaining possession may keep the ball after enforcement of its foul, provided it did not foul prior to last gaining possession ("clean hands").
2. If both teams foul after a change of possession (double foul after change of possession), the penalties are offset and the team last in possession retains the ball at the spot where its foul would be enforced if it was the only foul.
3. If one of the fouls of a double foul involves disqualification, that player must be removed, regardless of whether the fouls offset.
4. On kicking plays involving a double foul with a change of possession, the receiving team will have the option to retain the ball or replay at the previous spot, provided its foul was after the change of possession.

### Penalty Enforced on Following Kickoff

1. If a team commits a personal foul, unsportsmanlike conduct foul, or palpably unfair act during a down in which the opponent scores a field goal, or safety the penalty will be enforced on the succeeding free kick.
2. On a touchdown, the penalty, whether a live ball or dead ball foul or a foul between downs, is enforced on the try.
3. On a successful try kick, any foul by the defensive team that does not result in a re-try or negate a score may be enforced on the succeeding free kick.
4. In all scoring situations, the offended team also has the option of accepting the penalty with customary enforcement and beginning a new series, or replaying the down, instead of counting the points.

### EMERGENCIES

The National Football League requires all League personnel, including game officials, Commissioner's office employees, players, coaches and other club employees, to use best efforts to see that each game—preseason, regular season and postseason—is played as scheduled to its conclusion. The League recognizes, however, that emergencies may arise that make a game's completion impossible or inadvisable. Such circumstances may include, but are not limited to, severely inclement weather, natural or man-made disaster, power failure and spectator interference.

Games should be suspended, cancelled, postponed or terminated (see definitions below) when circumstances exist such that commencement or continuation of play would pose a threat to the safety of participants or spectators, or would unduly affect the ability of a community to deal with the effects of a local catastrophe, or similarly disruptive event.

In determining whether a game should be rescheduled or relocated, public safety, community relations and competitive integrity should be key determining factors. Resources should not be diverted from a community that may need them for recovery and relief efforts.

### Authority of the Commissioner's Office

1. Authority to cancel, postpone or terminate games is vested solely in the Commissioner (other Commissioner's office representatives and Referees may suspend play temporarily; see Point No. 3 under this section and Point No. 1 under "Authority of Referee" below). The following definitions apply:
  - (a) Cancel—To cancel a game is to nullify it either before or after it begins and to make no provision for rescheduling it or for including its score or other performance statistics in League records.
  - (b) Postpone—To postpone a game is to (a) defer its starting time to a later time or date, or (b) suspend it after play has begun and make provision to resume it at a later date/time with all scores and other performance statistics up to the point of postponement added to those achieved in the resumed portion of the game.

- (c) Relocate—To relocate a game is to play a game at a different location than where it was originally scheduled to be played.
  - (d) Terminate—To terminate a game is to end it short of a full 60 minutes of play, officially record it as a completed game, and make no provision to resume it at a later date. The Commissioner may terminate a game in an emergency if, in his opinion, it is reasonable to project that its resumption (a) would not change its ultimate result or (b) would not adversely affect any other inter-team competitive issue.
  - (e) Forfeit—The Commissioner (except in cases of disciplinary action; see section on "Removing Team from Field"), and his representatives, including Referees, are not authorized to unilaterally declare forfeits. A forfeit occurs only when a game is not played because of the failure or refusal of one team to participate. In that event, the other team, if ready and willing to play, is the winner by a score of 2-0.
2. If an emergency arises that may require cancellation, postponement or termination (see above), the highest-ranking representative from the Commissioner's office working the game in a "control" capacity will consult with the Commissioner, or the designated NFL football operations executive (by telephone, if that person is not in attendance) concerning such decision. If circumstances warrant, the Commissioner's-office representative should also attempt to consult with the weather bureau or appropriate security personnel of the League, club, stadium and local authorities. If no representative from the Commissioner's office is working the game in a "control" capacity, the Referee will be in charge (see "Authority of Referee" below).
  3. In circumstances in which safety is of immediate concern, the Commissioner's-office representative may, after consulting with the Referee, authorize a temporary suspension in play and, if warranted, removal of the participants from the playing field. The representative should be mindful of the safety of spectators, players, game officials, non-player personnel in the bench areas, and other field-level personnel such as photographers and cheerleaders.
  4. If possible, the Commissioner's-office representative should consult with authorized representatives of the two participating clubs before any decision involving cancellation, postponement or termination is made by the Commissioner.
  5. If the Commissioner decides to cancel, postpone or terminate a game, his representative at the game or the designated NFL football operations executive will then determine the method(s) for announcing such decision, i.e., public-address announcement over Referee's wireless microphone; public-address announcement by home club; communication to radio, television and other news media.
  6. Unless determined otherwise by the Commissioner, in the event of an incident that causes an NFL game to be cancelled or postponed, all other games that week will be played as scheduled.
  7. If there is an incident at a non-NFL domestic facility or one that affects the community in which a game is scheduled to be played, all efforts will be made to play the game as scheduled, unless the Commissioner, after consulting with the affected club's community leaders, law enforcement and stadium operators, as well as other relevant parties, determines that a game cannot be played. In such event, the game will be played at its scheduled location as close as possible to the originally scheduled time. If that is not possible, the game will either be (a) played at a later date at the original location, or (b) moved to another location in the affected club's home territory or as close to the affected club's home territory as possible.

8. The Commissioner has sole authority to determine when and where a game will be played, and will consider a number of factors including: (a) issues of competitive integrity (scheduling considerations, including the swap of divisional games, alternate-site advantages and disadvantages, NFL-quality venue); (b) community and fan relations for affected clubs and local governments; (c) broadcast and network issues; (d) economic projections for alternate sites from ticket sales, concessions, sponsorships, etc.; (e) insurance coverage for game cancellation, responsibility for deductibles, potential litigation; and (f) expenses and revenues to be shared and/or allocated between the affected clubs (travel, lodging, ticket sales, sponsorships, etc.).
9. In the event of an incident that creates a national emergency, as defined by federal authorities, the League will consider postponement of all games that week.

**Authority of the Referee**

1. If the Referee determines that an emergency warrants immediate removal of participants from the playing field for safety reasons, the Referee may do so on his/her own authority. If, however, circumstances allow the Referee the time, the Referee must reach the highest-ranking Commissioner's-office representative working at the game in a "control" capacity or the designated NFL football operations executive (by telephone, if that person is not in attendance) and discuss the actual or potential emergency with such representative. That representative will then make the final decision on removal of participants from the field or obtain a decision from the Commissioner.
2. If a Referee removes participants from the playing field due to an emergency, the Referee may order them to their respective bench areas or locker rooms, whichever is appropriate in the circumstances.
3. After appropriate consultation the Referee must advise the two participating head coaches of the nature of the emergency and the action contemplated (if the decision has not yet been reached) or of the final decision.
4. The Referee must not, before a decision is reached, make an announcement on the microphone concerning the possibility of a cancellation, postponement or termination unless instructed to do so by an appropriate representative of the Commissioner's office.
5. The Referee must not discuss a forfeit with head coaches or club personnel and must not use that term over the Referee's microphone (see definition of Forfeit under "Authority of Commissioner's Office" above).
6. The Referee must not assess an unsportsmanlike-conduct penalty on the home team for actions of fans that cause or contribute to an emergency.
7. The Referee should be mindful of the safety of players, game officials, spectators, and other non-participants.
8. If an emergency involves spectator interference (e.g., non-participants on the field, or thrown objects), the Referee should immediately request from the appropriate club or Commissioner's-office representative additional security assistance, including, if applicable, involvement of the League's security representative(s) assigned to the game.
9. The Referee may order the resumption of play when the Referee deems conditions safe for all concerned and, if circumstances warrant, after consultation with appropriate representatives of the Commissioner's office. This may include starting or resuming a game with limited or unmanned network cameras only, after consultation with the NFL football operations department.
10. Under no circumstances is the Referee authorized to unilaterally cancel, postpone, terminate or declare forfeiture of a game.

## DIGEST OF RULES

### Procedures for Starting and Resuming Games

Subject to the points of authority listed above, League personnel and Referees will be guided by the following procedures for starting and resuming games that are affected by emergencies:

1. If, because of an emergency, a regular-season or postseason game is not started at its scheduled time and cannot be played at any later time that same day, the game nevertheless must be played on a subsequent date to be determined by the Commissioner.
2. If an emergency threatens to occur during the playing of a game (e.g., an incoming tropical storm), the starting time of the game will not be moved to an earlier time unless there clearly is sufficient time to make an orderly change.
3. All games that are temporarily suspended and resumed on the same day, and all suspended games that are postponed to a later date, will be resumed at the point of suspension. On suspension, the Referee will call timeout and make a record of the following: team possessing the ball; direction in which its offense was headed; position of the ball on the field; down; distance; period; time remaining in the period; and any other pertinent information required for an orderly and equitable resumption of play. The Referee will confer with the head coaches to determine the length of time for warmups prior to resuming the game, with a maximum time of 10 minutes allotted for warmups. If suspension of play exceeds 30 minutes, however, the warm-up period may be extended to a maximum of 15 minutes. A discretionary 10-minute period, as determined by NFL Football Operations, may be included in the resumption-of-play timeline if it would allow for additional network personnel to return to their camera positions and provide greater coverage for broadcast and instant-replay purposes.
4. For regular-season postponements, the Commissioner will make every effort to set the game for no later than two days after its originally scheduled date and at the same site. If unable to schedule at the same site, the Commissioner will select an appropriate alternative site (See "Procedures for Rescheduling or Relocating a Game").
5. For postseason postponements, the Commissioner will make every effort to set the game as soon as possible after its originally scheduled date and at the same site. If unable to schedule at the same site, the Commissioner will select an appropriate alternative site.
6. Whenever postponement is attributable to negligence by a club, the negligent club is responsible for all home-club or visitor-club costs and expenses, including, subject to approval by the Commissioner, gate receipts and television-contract income. [See Section 19.11(C) of the NFL Constitution and Bylaws.]
7. In the situation in which a game is postponed and resumed at a later time or date, it is the home club's responsibility to ensure the playing surface of its stadium is well-maintained and in compliance with NFL Mandatory Practices for the Maintenance of Infill and Natural Surfaces for NFL Games.

### Procedures for Rescheduling or Relocating a Game

Please note that these guidelines apply specifically to regular-season and postseason games, and generally to preseason games.

1. Each season, within two weeks after the release of the NFL schedule, each NFL team will identify potential stadium conflicts in the 24-48 hours immediately preceding or following its scheduled contests. In addition, the League office, in conjunction with each NFL team, will identify alternative facilities.
2. If it is not possible to start or complete a game at its scheduled location and time, the game will be played at its scheduled location as close as possible to the originally scheduled time. If that is not possible, the game will either be (a) played at a later date at the original location or (b) moved to another location in the affected club's home territory or as close to the affected club's home territory as possible, as determined by the Commissioner.
3. If the game cannot be concluded within a reasonable timeframe that same week, the Commissioner will have the discretion to determine whether:
  - (a) It should be concluded at a later date;
  - (b) A winner should be declared based on the score at the time the game was called; or
  - (c) The game should be suspended without a winner.

*If the game is suspended without a winner, the Commissioner has discretion to either treat the game as a tie or determine the clubs' records based on a 17-game schedule. Every effort will be made to complete the game. If it is impossible to schedule the game within 48 hours after its original date, the Commissioner will attempt to schedule it on the Wednesday of the next calendar week. The Commissioner will keep in mind the potential for competitive inequities if one or both of the involved clubs has already been scheduled for a game close to the Wednesday of that week (for example, a Monday or Thursday game).*
4. If the stadium will be unavailable for an extended period of time that is less than the remainder of the season, a home-and-home series may be "swapped," when feasible. Alternatively, the game may be relocated to another facility in the affected club's home territory or as close to the affected club's home territory as possible. At the Commissioner's election, the game may be played in the stadium of the road team or at a neutral site.
5. If the stadium will be unavailable for the balance of the season, scheduled home games will be played at another facility in the affected club's home territory or as close to the affected club's home territory as possible. At the Commissioner's election, one or more games may be played in the stadium of the road team or at a neutral site.
6. If an incident requires that a determination to postpone or relocate a game be made prior to game day, every effort shall be made to make such determination no later than the third day prior to the scheduled game.

**Competitive Policy for Cancelled Games**

If a game is cancelled, a team's standing in its division or in its conference (e.g., qualification as a Wild Card in the playoffs or position in playoff seeding) shall be determined on the basis of its final record. When necessary, playoff tiebreakers shall be calculated according to per-game average for all teams.

**Unfair Acts**

1. Commissioner's Authority—The Commissioner has sole authority to investigate and take appropriate disciplinary or corrective measures if any club action, non-participant interference, or emergency occurs in an NFL game which he deems so unfair or outside the accepted tactics encountered in professional football that such action has a major effect on the result of the game.
2. No Club Protests — The authority and measures provided for in this section (Unfair Acts) do not constitute a protest mechanism for NFL clubs to dispute the result of a game. The Commissioner will conduct an investigation under this section only to review an act or occurrence that he deems so unfair that the result of the game in question may be inequitable to one of the participating teams. The Commissioner will not apply his authority under this section when a club registers a complaint concerning a judgmental error or routine error of omission by game officials. Games involving such complaints will continue to stand as completed.
3. Penalties for Unfair Acts—The Commissioner's authority under this section (Unfair Acts) include the imposition of monetary fines and draft-choice forfeitures, suspension of persons involved and, if appropriate, the reversal of a game's result or the rescheduling of a game, either from the beginning or from the point at which the extraordinary act occurred. In the event of rescheduling a game, the Commissioner will be guided by the procedures specified above ("Procedures for Starting and Resuming Games" under Emergencies). In all cases, the Commissioner will conduct a full investigation, including the opportunity for hearings, use of game video, and any other procedures and materials he deems appropriate.
4. Removing Team from Field—No player, coach or other person affiliated with a club may remove that club's team from the field during the playing of any game, including preseason, except at the direction of the Referee. Any club violating this rule will be subject to disciplinary action by the Commissioner, including possible game forfeiture and sole liability for financial losses suffered by the opposing club and any other affected member clubs of the League. [See Section 9.1(E) of the NFL Constitution and Bylaws.]





# **Pro Football Writers of America Record Book & History (1964-2024)**



# TABLE OF CONTENTS

About The PFWA .....	2
PFWA Presidents/2024 Officers & Board .....	3
2024 PFWA Chapters .....	4
On-Field Awards (1966-2023) .....	5-7
Off-Field Awards (1969-2024) .....	8-11
All-NFL Teams (1966-2023) .....	12-20
All-NFL Players .....	21-24
Most First Team All-NFL Players By Team .....	24
Rookies Selected To First Team All-NFL .....	24
All-NFL Records .....	25
All-NFL First Team Multiple Honorees .....	25
Most Players Selected To First Team All-NFL .....	25
All-AFC Teams .....	26-29
All-NFC Teams .....	30-33
All-Conference Players (1992-2023) .....	34-37
Most All-Conference Players By Team .....	37
Most Players Selected To All-Conference .....	37
Rookies Selected To All-Conference .....	37
All-Conference Records .....	38
All-Conference Multiple Honorees .....	38
All-Rookie Teams (1974-2023) .....	39-45
All-Rookie Players .....	46-51
Most First Team All-Rookie Players By Team .....	51
All-Rookie First Team Multiple Honorees .....	51
Most Players Selected To First Team All-Rookie .....	51
All-Rookie Positions Not Selected .....	51

## Pro Football Writers of America Record Book & History (1964-2024)

The **Pro Football Writers of America History & Record Book (1964-2024)** was originally compiled by PFWA Director of Communications **Chris Pika** from January-May 2019, with the help of the PFWA award press release archives stored on ProFootballWriters.org, significant assistance in completion of the PFWA awards archives from **John Turney** of the Professional Football Researchers Association (PFRA), **Hub Arkush** and the archives of *Pro Football Weekly*, NFL Record and Fact Book/Record Manual archives, **Jon Kendle** and **Saleem Choudhry** of the Pro Football Hall of Fame, PFWA Newsletter archives from **Howard Balzer**, fact-checking on Newspapers.com and ProFootballReference.com and the invaluable assistance and support of former PFWA presidents **Bob Glauber** and **Lindsay Jones** along with current PFWA president **Calvin Watkins** and PFWA secretary-treasurer **Mike Sando**. This publication and the information within this document is the property of the PFWA and can be utilized for editorial use as desired, with a kind request for credit to the PFWA if significant portions are used in publications/research. Information current as of **July 18, 2024**. If there are any corrections to these lists (with documentation), please contact the PFWA at [ProFootballWriters@gmail.com](mailto:ProFootballWriters@gmail.com).

### Notes

The PFWA MVP, Offensive Player of the Year, Defensive Player of the Year, Offensive Rookie of the Year, Defensive Rookie of the Year, Comeback Player of the Year and Coach of the Year were presented from 1992-2012, the Executive of the Year and the Assistant Coach of the Year were presented from 1993-2012 and the Most Improved Player of the Year was presented from 2000-12 in conjunction with *Pro Football Weekly*. The Rookie of the Year award was presented in 1966, 1975-91 and yearly since 2013.

The PFWA presented AFL and NFL Coach of the Year awards from 1967-69 and AFC and NFC Coach of the Year awards from 1970-89, with the exception of 1977.

The PFWA selected its' first All-NFL team in 1966. After a one-year break in 1967, the PFWA selected a combined All-AFL/NFL Team in 1968-69 and a All-NFL team from 1970-present. The PFWA selected a first and second team from 1968-76. The PFWA's All-NFL teams were presented in conjunction with *Pro Football Weekly* from 1992-2012.

The PFWA has selected an All-AFC and All-NFC team continuously since 1992. The PFWA's All-Conference teams were presented in conjunction with *Pro Football Weekly* from 1992-2012.

The PFWA has selected an All-Rookie team continuously since 1974. The PFWA selected a first and second team in 1976. The PFWA's All-Rookie teams were presented in conjunction with *Pro Football Weekly* from 1992-2012.

# ABOUT THE PFWA



In its 61st season in 2024, the **Professional Football Writers of America (PFWA)** is the official voice of pro football writers, promoting and fighting for access to NFL personnel to best serve the public. The PFWA is made up of accredited writers who cover the NFL and the 32 teams daily.

**Calvin Watkins** of the *Dallas Morning News* is the PFWA president for the 2023-24 seasons and the organization's 31st president. **Nicki Jhabvala** of the *Washington Post* is the PFWA's first vice-president. **Michael-Shawn Dugar** of The Athletic is the second vice-president and **Mike Sando** of The Athletic is the secretary-treasurer. At-large board members include The Athletic's **Mike Jones**, ESPN.com's **Jeff**

**Legwold**, **Joe Reedy** of the Associated Press and ProFootballTalk.com's **Charean Williams**.

The PFWA has established local chapters in each NFL market to assist members, monitor each club's adherence to the NFL Media Access Policy and increase PFWA membership by qualified media personnel. Each chapter's executives work with their local club's public relations staff and communicates with PFWA officers on issues relating to coverage, all in an effort to fulfill the PFWA's mission statement to promote and fight for access to NFL personnel to best serve the public.

The PFWA works with the NFL each year to assign pool reporters in every market, who may visit the officials locker room following games to make inquiries about rule interpretations for distribution to all media.

Each year in January, members select the PFWA's **On-Field Awards**: All-NFL, All-AFC/NFC and All-Rookie teams along with individual awards for Most Valuable Player, Offensive and Defensive Players of the Year, Rookie of the Year, Offensive and Defensive Rookies of the Year, Comeback Player of the Year, Most Improved Player of the Year, Coach of the Year, Executive of the Year and Assistant Coach of the Year. The PFWA On-Field Awards are announced during the week of the AFC and NFC Championship Games.

In the spring, members nominate and vote for the **Off-Field Awards**: **Good Guy Award** (NFL player for his qualities and style in helping pro football writers do their jobs), **George Halas Award** (NFL player, coach or staff member who overcomes the most adversity to succeed), **Jack Horrigan Award** (league or club official for his or her qualities and style in helping the pro football writers do their job), **Bill Nunn Jr. Award** (reporter who has made a long and distinguished contribution to pro football through coverage), **Terez A. Paylor Emerging Writer Award** (rising star in pro football writing), **Pete Rozelle Award** (NFL club PR staff that consistently strives for excellence in its dealings and relationships with the media) and the **Paul "Dr. Z" Zimmerman Award** (lifetime achievement as an assistant coach in the NFL) The Off-Field Awards are announced prior to clubs finishing their spring OTAs.

The PFWA also conducts the **Dick Connor Writing Awards**, which honors the best writing by members in beat reporting, columns, features, enterprise news/features, breaking news, and game stories by members. The Connor Awards, which span the period after the Super Bowl and continues through the following year's Super Bowl, are announced during the preseason each year. Beginning in 2019, the Connor Award categories were named for some of the renowned pro football writers who chronicled the NFL over the league's first 100 seasons: the **Bob Oates Beat Reporting Award** (*Los Angeles Times* reporter and the PFWA's 1974 Bill Nunn Jr. Award winner), the **Dave Anderson Column Writing Award** (*New York Times*' Pulitzer Prize-winning columnist and the 1998 Nunn Award honoree), the **Bryan Burwell Feature Writing Award** (*St. Louis Post-Dispatch* and *New York Daily News* writer and columnist), the **Lesley Visser Enterprise News/Features Award** (pioneering football writer who became the NFL's first female beat reporter in 1976 at the *Boston Globe* and who later worked for CBS), the **Will McDonough Breaking News Award** (*Boston Globe* reporter and columnist who went on to a decorated career in TV journalism and the 1990 Nunn Award winner) and the **Dave Goldberg Game Story Award** (41-year *Associated Press* reporter and 2015 Nunn Award honoree).

The **Art Rooney Scholarship** is awarded each year to a child of a PFWA member who is entering his or her freshman year of college. Applications for the Rooney Scholarship are available in early summer each year from the PFWA for children who graduated high school in the spring. The winner is announced at the PFWA's Annual Meeting during Super Bowl week.

The PFWA (originally established as the Pro Football Writers Association of America or PFWAA) was founded December 28, 1963 in Chicago, and **George Strickler** of the *Chicago Tribune* was elected as the organization's first president. The PFWA selected its' first All-NFL team in 1966, an All-AFL/NFL team in 1968-69 and again an All-NFL team each season since the 1970 AFL-NFL merger. The PFWA has selected All-AFC/NFC teams since 1992 and an All-Rookie Team since 1974. The PFWA first gave a NFL MVP and Rookie of the Year award in 1966, and after a hiatus from 1967-74, the group has selected an MVP and Rookie of the Year each year since 1975. The oldest of the Off-Field Awards selected by the membership are the Halas Award and the Nunn Award (which is presented to the honoree during each year's Pro Football Hall of Fame Enshrinement Ceremony in Canton, Ohio), which each date back to 1969.

Follow the PFWA at [ProFootballWriters.org](http://ProFootballWriters.org) and on Twitter/X at [@PFWAwriters](https://twitter.com/PFWAwriters).

# PFWA PRESIDENTS/2024 OFFICERS & BOARD

Seasons	Name, Affiliation
1964-65.....	<b>George Strickler</b> , <i>Chicago Tribune</i>
1966-67.....	<b>Lewis "Tony" Atchison</b> , <i>Washington Star</i>
1968-69.....	<b>Edwin Pope</b> , <i>Miami Herald</i>
1970-71.....	<b>William Guthrie</b> , <i>New Haven Journal-Courier</i>
1972-73.....	<b>Larry Felser</b> , <i>Buffalo News</i>
1974-75.....	<b>Larry Fox</b> , <i>New York Daily News</i>
1976-77.....	<b>Bob Roesler</b> , <i>New Orleans Times-Picayune</i>
1978-79.....	<b>John Steadman</b> , <i>Baltimore News American</i>
1980-81.....	<b>Dick Connor</b> , <i>Denver Post</i>
1982.....	<b>Paul Zimmerman</b> , <i>Sports Illustrated</i>
1983-84.....	<b>Cooper Rollow</b> , <i>Chicago Tribune</i>
1985-86.....	<b>Vito Stellino</b> , <i>Baltimore Sun</i>
1987-88.....	<b>Glenn Sheeley</b> , <i>Atlanta Journal-Constitution</i>
1989-90.....	<b>Don Pierson</b> , <i>Chicago Tribune</i>
1991-92.....	<b>Ira Miller</b> , <i>San Francisco Chronicle</i>
1993-94.....	<b>Vic Carucci</b> , <i>Buffalo News</i>
1995-96.....	<b>Len Pasquarelli</b> , <i>Atlanta Journal-Constitution</i>
1997-98.....	<b>Steve Schoenfeld</b> , <i>Arizona Republic</i>
1999-2000.....	<b>John Clayton</b> , ESPN
2001-02.....	<b>Adam Schefter</b> , <i>Denver Post</i>
2003-04.....	<b>John McClain</b> , <i>Houston Chronicle</i>
2005-06.....	<b>David Elfin</b> , <i>Washington Times</i>
2007-08.....	<b>Alex Marvez</b> , FoxSports.com
2009-10.....	<b>Charean Williams</b> , <i>Fort Worth Star-Telegram</i>
2011-12.....	<b>Mark Gaughan</b> , <i>Buffalo News</i>
2013-14.....	<b>D. Orlando Ledbetter</b> , <i>Atlanta Journal-Constitution</i>
2015-16.....	<b>eff Legwold</b> , ESPN.com
2017.....	<b>Jim Trotter</b> , ESPN
2018-20.....	<b>Bob Glauber</b> , <i>Newsday</i>
2021-22.....	<b>Lindsay Jones</b> , <i>The Ringer</i>
2023-24.....	<b>Calvin Watkins</b> , <i>Dallas Morning News</i>



**George Strickler**  
*Chicago Tribune*

**PFWA Founder**  
**PFWA President**  
1964-1965



## 2024 PFWA OFFICERS



**Calvin Watkins**  
*Dallas Morning News*  
PFWA President



**Nicki Jhabvala**  
*Washington Post*  
PFWA 1st VP



**Michael-Shawn Dugar**  
*The Athletic*  
PFWA 2nd VP



**Mike Sando**  
*The Athletic*  
Secretary-Treasurer



**Lindsay Jones**  
*The Ringer*  
Advisor to the President

## 2024 PFWA AT-LARGE BOARD MEMBERS



**Mike Jones**  
*The Athletic*



**Jeff Legwold**  
ESPN.com



**Joe Reedy**  
Associated Press



**Charean Williams**  
ProFootballTalk.com

# 2024 PFWA CHAPTERS

The PFWA has established local chapters in each NFL market to assist members, monitor each club’s adherence to the NFL Media Access Policy and increase PFWA membership by qualified media personnel. Each chapter’s executives will work with their local club’s public relations staff and will communicate with PFWA officers on issues relating to coverage, all in an effort to fulfill the PFWA’s mission statement to promote and fight for access to NFL personnel to best serve the public.

Several chapters give local “Good Guy” awards each year to players for qualities and style in helping pro football writers do their jobs.

Each local PFWA chapter holds elections in 2024 for a president and vice president to serve two-year terms.

<b>AFC TEAM</b>	<b>CHAPTER PRESIDENT</b>	<b>CHAPTER VICE PRESIDENT</b>
Baltimore	Jamison Hensley, ESPN.com	Luke Jones, WNST
Buffalo	Jay Skurski, <i>Buffalo News</i>	Joe Buscaglia, The Athletic
Cincinnati	Ben Baby, ESPN	Mike Petraglia, CLNS Media
Cleveland	Mary Kay Cabot, <i>Cleveland Plain-Dealer</i>	Scott Petrak, <i>Elyria Chronicle-Telegram</i>
Denver	Arnie Stapleton, <i>Associated Press</i>	Troy Renck, KMGH
Houston	Aaron Wilson, ProFootballNetwork.com	Brooks Kubena, <i>Houston Chronicle</i> Jonathan Alexander, <i>Houston Chronicle</i>
Indianapolis	Stephen Holder, The Athletic	Nate Atkins, Indianapolis Star
Jacksonville	Gene Frenette, <i>Jacksonville Times-Union</i>	Mike DiRocco, ESPN.com
Kansas City	Matt Derrick, <i>Chiefs Digest</i>	Nate Taylor, The Athletic
Las Vegas	Paul Gutierrez, ESPN.com	Adam Hill, <i>Las Vegas Review-Journal</i>
LA Chargers	Joe Reedy, <i>Associated Press</i>	Jeff Miller, <i>Los Angeles Times</i>
Miami	Hal Habib, <i>Palm Beach Post</i>	Adam Beasley, ProFootballNetwork.com
New England	Andrew Callahan, <i>Boston Herald</i>	Karen Guregian, <i>Boston Herald</i>
NY Jets	Rich Cimini, ESPN.com	Brian Costello, <i>New York Post</i>
Pittsburgh	Joe Rutter, TribLive.com	Brooke Pryor, ESPN.com
Tennessee	Teresa Walker, <i>Associated Press</i>	Paul Kuharsky, PaulKuharsky.com
<b>NFC TEAM</b>	<b>CHAPTER PRESIDENT</b>	<b>CHAPTER VICE PRESIDENT</b>
Arizona	Howard Balzer, PHNX	Josh Weinfuss, ESPN.com
Atlanta	Mike Rothstein, ESPN	Jarvis Davis, Locked On Sports Atlanta
Carolina	Joe Person, The Athletic	Ellis Williams, <i>Charlotte Observer</i>
Chicago	Hub Arkush, Pro Football Weekly	Patrick Finley, <i>Chicago Sun-Times</i> Adam Hoge, NBCS Chicago
Dallas	Clarence Hill Jr., <i>Fort Worth Star-Telegram</i>	Calvin Watkins, <i>Dallas Morning News</i>
Detroit	Dave Birkett, <i>Detroit Free Press</i>	Paula Pasche, LionsLowdown.com
Green Bay	Rob Demovsky, ESPN.com	Pete Dougherty, <i>Green Bay Press-Gazette</i>
LA Rams	Gary Klein, <i>Los Angeles Times</i>	Jourdan Rodrigue, The Athletic
Minnesota	Andrew Krammer, <i>Star Tribune</i>	Dave Campbell, <i>Associated Press</i>
New Orleans	Luke Johnson, <i>New Orleans Times-Picayune/Advocate</i>	Katherine Terrell, ESPN
NY Giants	Tom Rock, <i>Newsday</i>	Art Stapleton, <i>Bergen Record</i>
Philadelphia	Zach Berman, <i>Philadelphia Inquirer</i>	Chris Franklin, NJ.com
San Francisco	Matt Barrows, The Athletic	Matt Maiocco, NBCS Bay Area
Seattle	Bob Condotta, <i>Seattle Times</i>	Brady Henderson, ESPN.com
Tampa Bay	Greg Auman, The Athletic	JC Allen, Pewter Report
Washington	John Keim, ESPN.com	Nicki Jhabvala, <i>Washington Post</i>

(list as of July 18, 2024)

# ON-FIELD AWARDS (1966-2023)

## **MOST VALUABLE PLAYER**

1966 – QB Bart Starr, Green Bay Packers  
1967-74 – no award  
1975 – QB Fran Tarkenton, Minnesota Vikings  
1976 – QB Bert Jones, Baltimore Colts  
1977 – RB Walter Payton, Chicago Bears  
1978 – RB Earl Campbell, Houston Oilers  
1979 – RB Earl Campbell, Houston Oilers  
1980 – QB Brian Sipe, Cleveland Browns  
1981 – QB Ken Anderson, Cincinnati Bengals  
1982 – QB Dan Fouts, San Diego Chargers  
1983 – QB Joe Theismann, Washington Redskins  
1984 – QB Dan Marino, Miami Dolphins  
1985 – RB Marcus Allen, Los Angeles Raiders  
1986 – LB Lawrence Taylor, New York Giants  
1987 – WR Jerry Rice, San Francisco 49ers  
1988 – QB Boomer Esiason, Cincinnati Bengals  
1989 – QB Joe Montana, San Francisco 49ers  
1990 – QB Randall Cunningham, Philadelphia Eagles  
1991 – RB Thurman Thomas, Buffalo Bills  
1992 – QB Steve Young, San Francisco 49ers  
1993 – RB Emmitt Smith, Dallas Cowboys  
1994 – QB Steve Young, San Francisco 49ers  
1995 – QB Brett Favre, Green Bay Packers  
1996 – QB Brett Favre, Green Bay Packers  
1997 – RB Barry Sanders, Detroit Lions  
1998 – RB Terrell Davis, Denver Broncos  
1999 – QB Kurt Warner, St. Louis Rams  
2000 – RB Marshall Faulk, St. Louis Rams  
2001 – RB Marshall Faulk, St. Louis Rams  
2002 – QB Rich Gannon, Oakland Raiders  
2003 – RB Jamal Lewis, Baltimore Ravens  
2004 – QB Peyton Manning, Indianapolis Colts  
2005 – RB Shaun Alexander, Seattle Seahawks  
2006 – RB LaDainian Tomlinson, San Diego Chargers  
2007 – QB Tom Brady, New England Patriots  
2008 – QB Peyton Manning, Indianapolis Colts  
2009 – QB Peyton Manning, Indianapolis Colts  
2010 – QB Tom Brady, New England Patriots  
2011 – QB Aaron Rodgers, Green Bay Packers  
2012 – RB Adrian Peterson, Minnesota Vikings  
2013 – QB Peyton Manning, Denver Broncos  
2014 – RB Aaron Rodgers, Green Bay Packers  
2015 – QB Cam Newton, Carolina Panthers  
2016 – QB Matt Ryan, Atlanta Falcons  
2017 – QB Tom Brady, New England Patriots  
2018 – QB Patrick Mahomes, Kansas City Chiefs  
2019 – QB Lamar Jackson, Baltimore Ravens  
2020 – QB Aaron Rodgers, Green Bay Packers  
2021 – QB Aaron Rodgers, Green Bay Packers  
2022 – QB Patrick Mahomes, Kansas City Chiefs  
2023 – QB Lamar Jackson, Baltimore Ravens

## **MOST MVP AWARDS BY PLAYER**

4 - Peyton Manning, Aaron Rodgers  
3 - Tom Brady  
2 - Earl Campbell, Steve Young, Brett Favre,  
Marshall Faulk, Patrick Mahomes, Lamar Jackson

## **MOST MVP AWARDS BY POSITION**

34 - QB; 14 - RB; 1 - LB; 1 - WR

## **MOST MVP AWARDS BY FRANCHISE**

7 - Green Bay  
4 - San Francisco, Baltimore/Indianapolis Colts  
3 - St. Louis/Los Angeles Rams, New England,  
Baltimore Ravens

## **OFFENSIVE PLAYER OF THE YEAR**

1992 – QB Steve Young, San Francisco 49ers  
1993 – RB Emmitt Smith, Dallas Cowboys  
1994 – QB Steve Young, San Francisco 49ers  
1995 – QB Brett Favre, Green Bay Packers  
1996 – QB Brett Favre, Green Bay Packers  
1997 – RB Barry Sanders, Detroit Lions  
1998 – RB Barry Sanders, Detroit Lions  
1999 – QB Kurt Warner, St. Louis Rams  
2000 – RB Marshall Faulk, St. Louis Rams  
2001 – RB Marshall Faulk, St. Louis Rams  
2002 – QB Rich Gannon, Oakland Raiders  
2003 – RB Jamal Lewis, Baltimore Ravens  
2004 – QB Peyton Manning, Indianapolis Colts  
2005 – RB Shaun Alexander, Seattle Seahawks  
2006 – RB LaDainian Tomlinson, San Diego Chargers  
2007 – QB Tom Brady, New England Patriots  
2008 – QB Peyton Manning, Indianapolis Colts  
2009 – QB Peyton Manning, Indianapolis Colts  
2010 – QB Tom Brady, New England Patriots  
2011 – QB Aaron Rodgers, Green Bay Packers  
2012 – RB Adrian Peterson, Minnesota Vikings  
2013 – QB Peyton Manning, Denver Broncos  
2014 – RB DeMarco Murray, Dallas Cowboys  
2015 – QB Cam Newton, Carolina Panthers  
2016 – QB Matt Ryan, Atlanta Falcons  
2017 – RB Todd Gurley, Los Angeles Rams  
2018 – QB Patrick Mahomes, Kansas City Chiefs  
2019 – QB Lamar Jackson, Baltimore Ravens  
2020 – QB Aaron Rodgers, Green Bay Packers  
2021 – WR Cooper Kupp, Los Angeles Rams  
2022 – WR Justin Jefferson, Minnesota Vikings  
2023 – RB Christian McCaffrey, San Francisco 49ers

## **DEFENSIVE PLAYER OF THE YEAR**

1992 – DT Cortez Kennedy, Seattle Seahawks  
1993 – DE Bruce Smith, Buffalo Bills  
1994 – CB Deion Sanders, San Francisco 49ers  
1995 – LB Bryce Paup, Buffalo Bills  
1996 – DE Bruce Smith, Buffalo Bills  
1997 – DT Dana Stubblefield, San Francisco 49ers  
1998 – DE Reggie White, Green Bay Packers  
1999 – DT Warren Sapp, Tampa Bay Buccaneers  
2000 – LB Ray Lewis, Baltimore Ravens  
2001 – DE Michael Strahan, New York Giants  
2002 – LB Derrick Brooks, Tampa Bay Buccaneers  
2003 – LB Ray Lewis, Baltimore Ravens  
2004 – S Ed Reed, Baltimore Ravens  
2005 – LB Brian Urlacher, Chicago Bears  
2006 – DE Jason Taylor, Miami Dolphins  
2007 – S Bob Sanders, Indianapolis Colts  
2008 – LB James Harrison, Pittsburgh Steelers  
2009 – CB Charles Woodson, Green Bay Packers  
2010 – LB Clay Matthews, Green Bay Packers  
2011 – LB Terrell Suggs, Baltimore Ravens  
2012 – DE J.J. Watt, Houston Texans  
2013 – DE Robert Quinn, St. Louis Rams  
2014 – DE J.J. Watt, Houston Texans  
2015 – DE J.J. Watt, Houston Texans  
2016 – DE Khalil Mack, Oakland Raiders  
2017 – DE Calais Campbell, Jacksonville Jaguars  
2018 – DT Aaron Donald, Los Angeles Rams  
2019 – CB Stephon Gilmore, New England Patriots  
2020 – DT Aaron Donald, Los Angeles Rams  
2021 – LB T.J. Watt, Pittsburgh Steelers

2022 – DE Nick Bosa, San Francisco 49ers  
2023 – DE Myles Garrett, Cleveland Browns

## **ROOKIE OF THE YEAR**

1966 – MLB Tommy Nobis, Atlanta Falcons  
1967-74 – no award  
1975 – RB Mike Thomas, Washington Redskins  
1976 – WR Sammy White, Minnesota Vikings  
1977 – RB Tony Dorsett, Dallas Cowboys  
1978 – RB Earl Campbell, Houston Oilers  
1979 – RB Ottis Anderson, St. Louis Cardinals  
1980 – RB Billy Sims, Detroit Lions  
1981 – RB George Rogers, New Orleans Saints  
1982 – RB Marcus Allen, Los Angeles Raiders  
1983 – RB Eric Dickerson, Los Angeles Rams  
1984 – WR/KR Louis Lipps, Pittsburgh Steelers  
1985 – WR Eddie Brown, Cincinnati Bengals  
1986 – RB Reuben Mayes, New Orleans Saints  
1987 – ILB Shane Conlan, Buffalo Bills  
1988 – RB John Stephens, New England Patriots  
1989 – RB Barry Sanders, Detroit Lions  
1990 – S Mark Carrier, Chicago Bears  
1991 – OLB Mike Croel, Denver Broncos  
1992-2012 – no award  
2013 – RB Eddie Lacy, Green Bay Packers  
2014 – WR Odell Beckham Jr., New York Giants  
2015 – RB Todd Gurley, St. Louis Rams  
2016 – RB Ezekiel Elliott, Dallas Cowboys  
2017 – RB Kareem Hunt, Kansas City Chiefs  
2018 – QB Baker Mayfield, Cleveland Browns  
2019 – DE Nick Bosa, San Francisco 49ers  
2020 – QB Justin Herbert, Los Angeles Chargers  
2021 – LB Micah Parsons, Dallas Cowboys  
2022 – CB Ahmad "Sauce" Gardner, New York Jets  
2023 – QB C.J. Stroud, Houston Texans

## **OFFENSIVE ROOKIE OF THE YEAR**

1992 – PK Jason Hanson, Detroit Lions  
1993 – RB Jerome Bettis, Los Angeles Rams  
1994 – RB Marshall Faulk, Indianapolis Colts  
1995 – RB Curtis Martin, New England Patriots  
1996 – RB Eddie George, Houston Oilers  
1997 – RB Warrick Dunn, Tampa Bay Buccaneers  
1998 – WR Randy Moss, Minnesota Vikings  
1999 – RB Edgerrin James, Indianapolis Colts  
2000 – RB Mike Anderson, Denver Broncos  
2001 – RB Anthony Thomas, Chicago Bears  
2002 – RB Clinton Portis, Denver Broncos  
2003 – WR Anquan Boldin, Arizona Cardinals  
2004 – QB Ben Roethlisberger, Pittsburgh Steelers  
2005 – RB Cadillac Williams, Tampa Bay Buccaneers  
2006 – QB Vince Young, Tennessee Titans  
2007 – RB Adrian Peterson, Minnesota Vikings  
2008 – QB Matt Ryan, Atlanta Falcons  
2009 – WR Percy Harvin, Minnesota Vikings  
2010 – QB Sam Bradford, St. Louis Rams  
2011 – QB Cam Newton, Carolina Panthers  
2012 – QB Robert Griffin III, Washington Redskins  
2013 – WR Keenan Allen, San Diego Chargers  
2014 – WR Odell Beckham Jr., New York Giants  
2015 – RB Todd Gurley, St. Louis Rams  
2016 – RB Ezekiel Elliott, Dallas Cowboys  
2017 – RB Kareem Hunt, Kansas City Chiefs &  
RB Alvin Kamara, New Orleans Saints  
2018 – RB Saquon Barkley, New York Giants

# ON-FIELD AWARDS (1966-2023)

2019 – RB Josh Jacobs, Oakland Raiders  
2020 – QB Justin Herbert, Los Angeles Chargers  
2021 – WR Ja'Marr Chase, Cincinnati Bengals  
2022 – WR Garrett Wilson, New York Jets  
2023 – QB C.J. Stroud, Houston Texans

## DEFENSIVE ROOKIE OF THE YEAR

1992 – CB/PR Dale Carter, Kansas City Chiefs  
1993 – DT Dana Stubblefield, San Francisco 49ers  
1994 – DT Tim Bowens, Miami Dolphins  
1995 – DE Hugh Douglas, New York Jets  
1996 – DE Simeon Rice, Arizona Cardinals  
1997 – LB Peter Boulware, Baltimore Ravens  
1998 – CB Charles Woodson, Oakland Raiders  
1999 – DE Jevon Kearse, Tennessee Titans  
2000 – LB Brian Urlacher, Chicago Bears  
2001 – LB Kendrell Bell, Pittsburgh Steelers  
2002 – DE Julius Peppers, Carolina Panthers  
2003 – LB Terrell Suggs, Baltimore Ravens  
2004 – CB Dunta Robinson, Houston Texans  
2005 – LB Shawne Merriman, San Diego Chargers  
2006 – LB DeMeco Ryans, Houston Texans  
2007 – LB Patrick Willis, San Francisco 49ers  
2008 – LB Jerod Mayo, New England Patriots  
2009 – LB Brian Cushing, Houston Texans  
2010 – DT Ndamukong Suh, Detroit Lions  
2011 – OLB Aldon Smith, San Francisco 49ers  
2012 – LB Luke Kuechly, Carolina Panthers  
2013 – LB Kiko Alonso, Buffalo Bills  
2014 – DT Aaron Donald, St. Louis Rams  
2015 – CB Marcus Peters, Kansas City Chiefs  
2016 – DE Joey Bosa, San Diego Chargers  
2017 – CB Marshon Lattimore, New Orleans Saints  
2018 – LB Darius Leonard, Indianapolis Colts  
2019 – DE Nick Bosa, San Francisco 49ers  
2020 – DE Chase Young, Washington Football Team  
2021 – LB Micah Parsons, Dallas Cowboys  
2022 – CB Ahmad “Sauce” Gardner, New York Jets  
2023 – DE Will Anderson Jr., Houston Texans

## COMEBACK PLAYER OF THE YEAR

1992 – QB Randall Cunningham, Philadelphia Eagles  
1993 – RB Marcus Allen, Kansas City Chiefs  
1994 – QB Dan Marino, Miami Dolphins  
1995 – QB Jim Harbaugh, Indianapolis Colts  
1996 – RB Jerome Bettis, Pittsburgh Steelers  
1997 – WR Robert Brooks, Green Bay Packers  
1998 – QB Doug Flutie, Buffalo Bills  
1999 – DT Bryant Young, San Francisco 49ers  
2000 – DE Joe Johnson, New Orleans Saints  
2001 – RB Garrison Hearst, San Francisco 49ers  
2002 – QB Tommy Maddox, Pittsburgh Steelers  
2003 – QB Jon Kitna, Cincinnati Bengals  
2004 – RB Willis McGahee, Buffalo Bills  
2005 – WR Steve Smith, Carolina Panthers  
2006 – QB Chad Pennington, New York Jets  
2007 – WR Randy Moss, New England Patriots  
2008 – QB Chad Pennington, Miami Dolphins  
2009 – QB Tom Brady, New England Patriots  
2010 – QB Michael Vick, Philadelphia Eagles  
2011 – QB Matthew Stafford, Detroit Lions  
2012 – RB Adrian Peterson, Minnesota Vikings  
2013 – QB Philip Rivers, San Diego Chargers  
2014 – TE Rob Gronkowski, New England Patriots  
2015 – S Eric Berry, Kansas City Chiefs

2016 – WR Jordy Nelson, Green Bay Packers  
2017 – WR Keenan Allen, Los Angeles Chargers  
2018 – QB Andrew Luck, Indianapolis Colts  
2019 – QB Ryan Tannehill, Tennessee Titans  
2020 – QB Alex Smith, Washington Football Team  
2021 – QB Joe Burrow, Cincinnati Bengals  
2022 – QB Geno Smith, Seattle Seahawks  
2023 – S Damar Hamlin, Buffalo Bills

## MOST IMPROVED PLAYER OF THE YEAR

2000 – QB Jeff Garcia, San Francisco 49ers  
2001 – QB Kordell Stewart, Pittsburgh Steelers  
2002 – QB Chad Pennington, New York Jets  
2003 – QB Jon Kitna, Cincinnati Bengals  
2004 – QB Drew Brees, San Diego Chargers  
2005 – DE Osi Umenyiora, New York Giants  
2006 – RB Frank Gore, San Francisco 49ers  
2007 – QB Derek Anderson, Cleveland Browns  
2008 – RB DeAngelo Williams, Carolina Panthers  
2009 – WR Miles Austin, Dallas Cowboys  
2010 – RB Arian Foster, Houston Texans  
2011 – WR Victor Cruz, New York Giants  
2012 – WR Dez Bryant, Dallas Cowboys  
2013 – WR Alshon Jeffery, Chicago Bears  
2014 – RB Le'Veon Bell, Pittsburgh Steelers  
2015 – QB Kirk Cousins, Washington Redskins & CB Josh Norman, Carolina Panthers  
2016 – LB Vic Beasley, Atlanta Falcons  
2017 – QB Jared Goff, Los Angeles Rams  
2018 – TE George Kittle, San Francisco 49ers  
2019 – QB Ryan Tannehill, Tennessee Titans  
2020 – QB Josh Allen, Buffalo Bills  
2021 – RB Trevon Diggs, Dallas Cowboys & RB Cordarrelle Patterson, Atlanta Falcons  
2022 – QB Geno Smith, Seattle Seahawks  
2023 – QB Baker Mayfield, Tampa Bay Buccaneers

## COACH OF THE YEAR

1966 – Tom Landry, Dallas Cowboys  
1967 AFL – John Rauch, Oakland Raiders  
1967 NFL – Vince Lombardi, Green Bay Packers  
1968 AFL – Weeb Ewbank, New York Jets  
1968 NFL – Don Shula, Baltimore Colts  
1969 AFL – John Madden, Oakland Raiders  
1969 NFL – Bud Grant, Minnesota Vikings  
1970 AFC – Paul Brown, Cincinnati Bengals  
1970 NFC – Dick Nolan, San Francisco 49ers  
1971 AFC – Don Shula, Miami Dolphins  
1971 NFC – George Allen, Washington Redskins  
1972 AFC – Don Shula, Miami Dolphins  
1972 NFC – Dan Devine, Green Bay Packers  
1973 AFC – John Ralston, Denver Broncos  
1973 NFC – Chuck Knox, Los Angeles Rams  
1974 AFC – Sid Gilman, Houston Oilers  
1974 NFC – Don Coryell, St. Louis Cardinals  
1975 AFC – Ted Marchibroda, Baltimore Colts  
1975 NFC – Tom Landry, Dallas Cowboys  
1976 AFC – Chuck Fairbanks, New England Patriots  
1976 NFC – Jack Pardee, Chicago Bears  
1977 – Red Miller, Denver Broncos  
1978 AFC – Walt Michaels, New York Jets  
1978 NFC – Dick Vermeil, Philadelphia Eagles  
1979 AFC – Don Coryell, San Diego Chargers  
1979 NFC – Dick Vermeil, Philadelphia Eagles  
1980 AFC – Chuck Knox, Buffalo Bills

1980 NFC – Leeman Bennett, Atlanta Falcons  
1981 AFC – Forrest Gregg, Cincinnati Bengals  
1981 NFC – Bill Walsh, San Francisco 49ers  
1982 AFC – Tom Flores, Los Angeles Raiders  
1982 NFC – Joe Gibbs, Washington Redskins  
1983 AFC – Chuck Noll, Pittsburgh Steelers  
1983 NFC – Joe Gibbs, Washington Redskins  
1984 AFC – Chuck Knox, Seattle Seahawks  
1984 NFC – Bill Walsh, San Francisco 49ers  
1985 AFC – Raymond Berry, New England Patriots  
1985 NFC – Mike Ditka, Chicago Bears  
1986 AFC – Marty Schottenheimer, Cleveland Browns  
1986 NFC – Bill Parcells, New York Giants  
1987 AFC – Ron Meyer, New England Patriots  
1987 NFC – Jim Mora, New Orleans Saints  
1988 AFC – Sam Wyche, Cincinnati Bengals  
1988 NFC – Mike Ditka, Chicago Bears  
1989 AFC – Chuck Noll, Pittsburgh Steelers  
1989 NFC – Lindy Infante, Green Bay Packers  
1990 – Art Shell, Los Angeles Raiders  
1991 – Wayne Fontes, Detroit Lions  
1992 – Bobby Ross, San Diego Chargers  
1993 – Dan Reeves, New York Giants  
1994 – Bill Parcells, New England Patriots  
1995 – Dom Capers, Carolina Panthers  
1996 – Dom Capers, Carolina Panthers  
1997 – Jim Fassel, New York Giants  
1998 – Dan Reeves, Atlanta Falcons  
1999 – Dick Vermeil, St. Louis Rams  
2000 – Jim Haslett, New Orleans Saints  
2001 – Dick Jauron, Chicago Bears  
2002 – Andy Reid, Philadelphia Eagles  
2003 – Bill Belichick, New England Patriots  
2004 – Marty Schottenheimer, San Diego Chargers  
2005 – Lovie Smith, Chicago Bears  
2006 – Sean Payton, New Orleans Saints  
2007 – Bill Belichick, New England Patriots  
2008 – Tony Sparano, Miami Dolphins  
2009 – Marvin Lewis, Cincinnati Bengals  
2010 – Bill Belichick, New England Patriots  
2011 – Jim Harbaugh, San Francisco 49ers  
2012 – Bruce Arians, Indianapolis Colts  
2013 – Ron Rivera, Carolina Panthers  
2014 – Bruce Arians, Arizona Cardinals  
2015 – Ron Rivera, Carolina Panthers  
2016 – Jason Garrett, Dallas Cowboys  
2017 – Sean McVay, Los Angeles Rams  
2018 – Matt Nagy, Chicago Bears  
2019 – John Harbaugh, Baltimore Ravens  
2020 – Kevin Stefanski, Cleveland Browns  
2021 – Mike Vrabel, Tennessee Titans  
2022 – Brian Daboll, New York Giants  
2023 – DeMeco Ryans, Houston Texans

## EXECUTIVE OF THE YEAR

1993 – George Young, New York Giants  
1994 – Carmen Policy, San Francisco 49ers  
1995 – Bill Polian, Carolina Panthers  
1996 – Bill Polian, Carolina Panthers  
1997 – George Young, New York Giants  
1998 – Front Office, Minnesota Vikings  
1999 – Bill Polian, Indianapolis Colts  
2000 – Randy Mueller, New Orleans Saints  
2001 – Charley Arney, St. Louis Rams  
2002 – Al Davis, Oakland Raiders



# ON-FIELD AWARDS (1966-2023)

2003 – Scott Pioli, New England Patriots  
 2004 – A.J. Smith, San Diego Chargers  
 2005 – Bill Polian, Indianapolis Colts  
 2006 – Mickey Loomis, New Orleans Saints  
 2007 – Scott Pioli, New England Patriots  
 2008 – Bill Parcells, Miami Dolphins  
 2009 – Bill Polian, Indianapolis Colts  
 2010 – Scott Pioli, Kansas City Chiefs  
 2011 – Trent Baalke, San Francisco 49ers  
 2012 – Ryan Grigson, Indianapolis Colts  
 2013 – John Dorsey, Kansas City Chiefs  
 2014 – Jerry Jones, Dallas Cowboys  
 2015 – Mike Maccagnan, New York Jets  
 2016 – Reggie McKenzie, Oakland Raiders  
 2017 – Howie Roseman, Philadelphia Eagles  
 2018 – Chris Ballard, Indianapolis Colts  
 2019 – John Lynch, San Francisco 49ers  
 2020 – Brandon Beane, Buffalo Bills  
 2021 – Bill Belichick, New England Patriots  
 2022 – Howie Roseman, Philadelphia Eagles  
 2023 – Brad Holmes, Detroit Lions

## ASSISTANT COACH OF THE YEAR

1993 – Ray Rhodes, Green Bay Packers  
 1994 – Dom Capers, Pittsburgh Steelers  
 1995 – Pete Carroll, San Francisco 49ers  
 1996 – Dave Campo, Dallas Cowboys  
 1997 – John Fox, New York Giants  
 1998 – Brian Billick, Minnesota Vikings  
 1999 – Dom Capers, Jacksonville Jaguars  
 2000 – Marvin Lewis, Baltimore Ravens  
 2001 – Mike Mularkey, Pittsburgh Steelers  
 2002 – Monte Kiffin, Tampa Bay Buccaneers  
 2003 – Romeo Crennel, New England Patriots  
 2004 – Dick LeBeau, Pittsburgh Steelers  
 2005 – Ron Rivera, Chicago Bears  
 2006 – Rex Ryan, Baltimore Ravens  
 2007 – Jason Garrett, Dallas Cowboys  
 2008 – Dick LeBeau, Pittsburgh Steelers  
 2009 – Mike Zimmer, Cincinnati Bengals  
 2010 – Marty Mornhinweg, Philadelphia Eagles  
 2011 – Wade Phillips, Houston Texans  
 2012 – Bruce Arians, Indianapolis Colts  
 2013 – Ken Whisenhunt, San Diego Chargers

2014 – Todd Bowles, Arizona Cardinals  
 2015 – Hue Jackson, Cincinnati Bengals & Wade Phillips, Denver Broncos  
 2016 – Kyle Shanahan, Atlanta Falcons  
 2017 – Pat Shurmur, Minnesota Vikings  
 2018 – Vic Fangio, Chicago Bears  
 2019 – Greg Roman, Baltimore Ravens  
 2020 – Brian Daboll, Buffalo Bills  
 2021 – Dan Quinn, Dallas Cowboys  
 2022 – DeMeco Ryans, San Francisco 49ers  
 2023 – Mike Macdonald, Baltimore Ravens

## 2023 PFWA ON-FIELD AWARD WINNERS



**QB Lamar Jackson**  
*Baltimore Ravens*  
**NFL MVP**



**RB Christian McCaffrey**  
*San Francisco 49ers*  
**Offensive Player of the Year**




**DE Myles Garrett**  
*Cleveland Browns*  
**Defensive Player of the Year**



**QB C.J. Stroud**  
*Houston Texans*  
**Rookie of the Year & Offensive Rookie of the Year**




**DE Will Anderson Jr.**  
*Houston Texans*  
**Defensive Rookie of the Year**



**S Damar Hamlin**  
*Buffalo Bills*  
**Comeback Player of the Year**




**QB Baker Mayfield**  
*Tampa Bay Buccaneers*  
**Most Improved Player of the Year**



**DeMeco Ryans**  
*Houston Texans*  
**Coach of the Year**



**Brad Holmes**  
*Detroit Lions*  
**Executive of the Year**



**Mike Macdonald**  
*Baltimore Ravens*  
**Assistant Coach of the Year**

# OFF-FIELD AWARDS (1969-2024)


## GOOD GUY AWARD

The PFWA's Good Guy Award is given to a NFL player for his qualities and professional style in helping pro football writers do their jobs. The award was first given by the PFWA in 2005.

**NOTE:** Year indicates when award was presented for the previous season

2005 – Jerome Bettis, Pittsburgh Steelers  
2006 – Tiki Barber, New York Giants  
2007 – LaDainian Tomlinson, San Diego Chargers  
2008 – Brett Favre, Green Bay Packers  
2009 – Kurt Warner, Arizona Cardinals  
2010 – Drew Brees, New Orleans Saints  
2011 – Aaron Rodgers, Green Bay Packers  
2012 – Tim Tebow, Denver Broncos  
2013 – Tony Gonzalez, Atlanta Falcons  
2014 – Russell Wilson, Seattle Seahawks  
2015 – Richard Sherman, Seattle Seahawks  
2016 – Thomas Davis, Carolina Panthers  
2017 – Larry Fitzgerald, Arizona Cardinals  
2018 – Chris Long, Philadelphia Eagles  
2019 – Chris Long, Philadelphia Eagles  
2020 – Eli Manning, New York Giants  
2021 – Philip Rivers, Indianapolis Colts  
2022 – Cameron Heyward, Pittsburgh Steelers  
2023 – Jason Kelce, Philadelphia Eagles  
2024 – C. J. Stroud, Houston Texans

## GEORGE HALAS AWARD



The PFWA's George Halas Award is given to a NFL player, coach or staff member who overcomes the most adversity to succeed.

The award is named for Halas, a charter member (1963) of the Pro Football Hall of Fame, who was associated with the Chicago Bears and NFL from their inception in 1920 until his death in 1983 as an owner, manager, player and promoter.

Halas represented the Bears, then known as the Decatur Staleys, at the Sept. 17, 1920 organizational meeting of the American Football Association in Canton, Ohio. One year later, the AFA became known as the National Football League.

Halas' teams won six NFL titles in his 40 seasons as the Bears' coach. His 318 regular-season wins and 324 total victories were long-standing NFL records until broken by Don Shula in 1993.

**NOTE:** Year indicates when award was presented for the previous season

1969 – Joe Namath, New York Jets  
1970 – Gale Sayers, Chicago Bears  
1971 – Tom Dempsey, New Orleans Saints  
1972 – Jimmy Johnson, San Francisco 49ers  
1973 – Mike Tilleman, Atlanta Falcons  
1974 – Dick Butkus, Chicago Bears  
1975 – Rocky Bleier, Pittsburgh Steelers  
1976 – Billy Kilmer, Washington Redskins  
1977 – Tom DeLeone, Cleveland Browns  
1978 – Pat Fischer, Washington Redskins  
1979 – Bert Jones, Baltimore Colts  
1980 – Roger Staubach, Dallas Cowboys

1981 – Rolf Benirschke, San Diego Chargers  
1982 – Joe Klecko, New York Jets  
1983 – Eddie Lee Ivey, Green Bay Packers  
1984 – Ted Hendricks, Los Angeles Raiders  
1985 – John Stallworth, Pittsburgh Steelers  
1986 – Gary Jeter, Los Angeles Rams  
1987 – William Andrews, Atlanta Falcons  
1988 – Joe Montana, San Francisco 49ers  
1989 – Karl Nelson, New York Giants  
1990 – Tim Krumrie, Cincinnati Bengals  
1991 – Dan Hampton, Chicago Bears  
1992 – Mike Utley, Detroit Lions  
1993 – Mark Bavaro, Cleveland Browns  
1994 – Joe Montana, San Francisco 49ers  
1995 – Dan Marino, Miami Dolphins  
1996 – Larry Brown, Dallas Cowboys  
1997 – Jim Harbaugh, Indianapolis Colts  
1998 – Mark Schlereth, Denver Broncos  
1999 – Dan Reeves, Atlanta Falcons  
2000 – Bryant Young, San Francisco 49ers  
2001 – Kerry Collins, New York Giants  
2002 – Garrison Hearst, San Francisco 49ers  
2003 – Robert Edwards, Miami Dolphins  
2004 – Sam Mills, Carolina Panthers  
2005 – Mark Fields, Carolina Panthers  
2006 – Tony Dungy, Indianapolis Colts  
2007 – Drew Brees, New Orleans Saints  
2008 – Kevin Everett, Buffalo Bills  
2009 – Matt Bryant, Tampa Bay Buccaneers  
2010 – Mike Zimmer, Cincinnati Bengals  
2011 – Mike Heimerdinger, Tennessee Titans  
2012 – Robert Kraft, New England Patriots  
2013 – Chuck Pagano, Indianapolis Colts  
2014 – O.J. Brigance, Baltimore Ravens  
2015 – Steve Gleason, New Orleans Saints  
2016 – Eric Berry, Kansas City Chiefs  
2017 – David Quessenberry, Houston Texans  
2018 – Marquise Goodwin, San Francisco 49ers  
2019 – Ryan Shazier, Pittsburgh Steelers  
2020 – Travis Frederick, Dallas Cowboys  
2021 – Alex Smith, Washington Football Team  
2022 – Ron Rivera, Washington Football Team  
2023 – Damar Hamlin, Buffalo Bills  
2024 – John Metchie III, Houston Texans

## HORRIGAN AWARD



The PFWA's Horrigan Award is given to the league or club official for his or her qualities and professional style in helping the pro football writers do their job. In 2022, the PFWA honored the Horrigan family – father Jack and son Joe – for their contributions in assisting writers over the

decades in several roles by renaming the original Jack Horrigan Award (1973-2021) to the Horrigan Award.

Jack Horrigan served in the Navy in World War II, and after the war, he was a sportswriter for United Press International and the *Buffalo Eve-*

# OFF-FIELD AWARDS (1969-2024)

ning News, publicity director for the AHL's Buffalo Bisons, public relations director for the American Football League (1963-66) and vice president of public relations for the Buffalo Bills (1966-73) He was the co-author of "The Other League: The Fabulous Story of the American Football League".

Regarded as the foremost historian on pro football, Joe Horrigan served in a variety of executive positions in his first 42 years at the Pro Football Hall of Fame. He began his career at the museum as a curator/researcher in June 1977, and he was promoted to VP, communications and exhibits in 1996. He was the Hall of Fame's EVP of museums, selection process and chief communications officer from 2014-17 before serving as executive director (2017-19). After retiring in 2019, he returned to the HOF in 2021 as a senior advisor.

**NOTE:** Year indicates when award was presented for the previous season

- 1973 – John Breen, Houston Oilers
- 1974 – O.J. Simpson, Buffalo Bills
- 1975 – Art Rooney, Pittsburgh Steelers
- 1976 – Floyd Little, Denver Broncos
- 1977 – Jerry Wynn, San Diego Chargers
- 1978 – Bob Peck, Denver Broncos
- 1979 – John Madden, Oakland Raiders
- 1980 – Bum Phillips, Houston Oilers
- 1981 – Bob Sprenger, Kansas City Chiefs
- 1982 – Joe Gordon, Pittsburgh Steelers
- 1983 – Archie Manning, New Orleans Saints/Houston Oilers
- 1984 – Art Rooney, Pittsburgh Steelers
- 1985 – Joe Browne, NFL
- 1986 – Dick Steinberg, New England Patriots
- 1987 – Charlie Dayton, Atlanta Falcons
- 1988 – Art Modell, Cleveland Browns
- 1989 – Tom Landry, Dallas Cowboys
- 1990 – George Young, New York Giants
- 1991 – Jim Finks, New Orleans Saints
- 1992 – John Robinson, Los Angeles Rams
- 1993 – Warren Moon, Houston Oilers
- 1994 – Don Shula, Miami Dolphins
- 1995 – Leslie Hammond, NFL
- 1996 – Ron Wolf, Green Bay Packers
- 1997 – Don Smith, Pro Football Hall of Fame
- 1998 – Tony Dungy, Tampa Bay Buccaneers
- 1999 – Greg Aiello, NFL
- 2000 – Ernie Accorsi, New York Giants
- 2001 – Jeff Fisher, Tennessee Titans
- 2002 – Charley Casserly, Houston Texans
- 2003 – Herman Edwards, New York Jets
- 2004 – Ozzie Newsome, Baltimore Ravens
- 2005 – Rich McKay, Atlanta Falcons
- 2006 – Floyd Reese, Tennessee Titans
- 2007 – Steve Alic, NFL
- 2008 – Mike Holmgren, Seattle Seahawks
- 2009 – Dan Rooney, Pittsburgh Steelers
- 2010 – Gil Brandt, NFL.com
- 2011 – Rex Ryan, New York Jets
- 2012 – Thomas Dimitroff, Atlanta Falcons
- 2013 – Michael Signora, NFL
- 2014 – Pete Carroll, Seattle Seahawks
- 2015 – Bruce Arians, Arizona Cardinals
- 2016 – John Elway, Denver Broncos
- 2017 – Mike Mayock, NFL Network
- 2018 – Randall Liu, NFL
- 2019 – Joe Horrigan, Pro Football Hall of Fame

- 2020 – Chris Ballard, Indianapolis Colts
- 2021 – Brandon Beane, Buffalo Bills
- 2022 – Michael Signora, NFL
- 2023 – Ron Rivera, Washington Commanders
- 2024 – Les Snead, Los Angeles Rams

**NOTE:** The Horrigan Award was previously known as the Jack Horrigan Award (1973-2021).

## BILL NUNN JR. AWARD



The PFWA's Bill Nunn Jr. Award is given to a reporter who has made a long and distinguished contribution to pro football through coverage.

The award is named for Nunn, who prior to his Hall of Fame scouting career with the Pittsburgh Steelers, worked for 22 years at the *Pittsburgh Courier*, one of the most influential Black publications in the United States as a sports writer, and later, sports editor and managing editor.

Nunn, who started with the *Courier* as a sports writer in 1948, regularly covered HBCU events and athletes. He compiled the definitive Black College All-America team for the *Courier* starting in 1950. In 1952, he became the sports editor, and he was the paper's managing editor when the Steelers hired him as a part-time scout in 1966. Nunn became the Steelers' assistant director of player personnel in 1970, and he stayed with the organization as a scout and personnel executive until his death in 2014. He helped build the Steelers' dynasty of the 1970s, and the organization won six Super Bowls during his tenure. He also continued to write his "Change of Pace" column for the *Courier* well into the 1970s.

Nunn was an inaugural inductee into the Black College Football Hall of Fame in 2011, and he was inducted into the Pro Football Hall of Fame as a contributor in 2021.

The Nunn Award is presented yearly during the Pro Football Hall of Fame Enshrinement Festival weekend in Canton, Ohio.

- 1969 – George Strickler, *Chicago Tribune*
- 1970 – Arthur Daley, *New York Times*
- 1971 – Joe King, *New York World Telegram & Sun*
- 1972 – Lewis "Tony" Atchison, *Washington Star*
- 1973 – Dave Brady, *Washington Post*
- 1974 – Bob Oates, *Los Angeles Times*
- 1975 – John Steadman, *Baltimore News American*
- 1976 – Jack Hand, *Associated Press*
- 1977 – Art Daley, *Green Bay Press-Gazette*
- 1978 – Murray Olderman, Newspaper Enterprise Association
- 1979 – Pat Livingston, *Pittsburgh Press*
- 1980 – Chuck Heaton, *Cleveland Plain Dealer*
- 1981 – Norm Miller, *New York Daily News*
- 1982 – Cameron Snyder, *Baltimore Sun*
- 1983 – Hugh Brown, *Philadelphia Bulletin*
- 1984 – Larry Felser, *Buffalo News*
- 1985 – Cooper Rollow, *Chicago Tribune*
- 1986 – William Wallace, *New York Times*
- 1987 – Jerry Magee, *San Diego Union*
- 1988 – Gordon Forbes, *USA Today*
- 1989 – Vito Stellino, *Baltimore Sun*
- 1990 – Will McDonough, *Boston Globe*

# OFF-FIELD AWARDS (1969-2024)

1991 – Dick Connor, *Denver Post*  
 1992 – Frank Luksa, *Dallas Morning News*  
 1993 – Ira Miller, *San Francisco Chronicle*  
 1994 – Don Pierson, *Chicago Tribune*  
 1995 – Ray Didinger, *Philadelphia Daily News*  
 1996 – Paul Zimmerman, *Sports Illustrated*  
 1997 – Bob Roesler, *New Orleans Times-Picayune*  
 1998 – Dave Anderson, *New York Times*  
 1999 – Art Spander, *Oakland Tribune*  
 2000 – Tom McEwen, *Tampa Tribune*  
 2001 – Len Shapiro, *Washington Post*  
 2002 – Edwin Pope, *Miami Herald*  
 2003 – Joel Buchsbaum, *Pro Football Weekly*  
 2004 – Rick Gosselin, *Dallas Morning News*  
 2005 – Jerry Green, *Detroit News*  
 2006 – John McClain, *Houston Chronicle*  
 2007 – John Clayton, ESPN.com  
 2008 – Len Pasquarelli, ESPN.com  
 2009 – Peter King, *Sports Illustrated*  
 2010 – Peter Finney, *New Orleans Times-Picayune*  
 2011 – Bob McGinn, *Milwaukee Journal-Sentinel*  
 2012 – Tom Kowalski, MLive.com  
 2013 – Dan Pompei, *Chicago Tribune*  
 2014 – Ed Bouchette, *Pittsburgh Post-Gazette*  
 2015 – Dave Goldberg, Associated Press  
 2016 – Chris Mortensen, ESPN.com  
 2017 – Ed Werder, ESPN  
 2018 – Charean Williams, Pro Football Talk  
 2019 – Sam Farmer, *Los Angeles Times*  
 2020 – Don Banks, SI.com  
 2021 – Bob Glauber, *Newsday*  
 2022 – Jarrett Bell, *USA Today*  
 2023 – Jim Trotter, The Athletic  
 2024 – D. Orlando Ledbetter, *Atlanta Journal-Constitution*

**NOTE:** The Bill Nunn Award was previously known as the Dick McCann Award (1969-2020).

## TEREZ A. PAYLOR EMERGING WRITER AWARD



The PFWA's Terez A. Paylor Emerging Writer Award recognizes a young NFL writer who carries on the legacy of Paylor through his or her work ethic, professionalism, and dedication to the craft and commitment to improving diversity in NFL media. Paylor, the former Yahoo! Sports and *Kansas City Star* football writer, passed away in February 2021 at the age of 37.

Paylor joined the *Kansas City Star* after graduating from Howard University in 2006, and he took over the Kansas City Chiefs beat in 2013. He joined Yahoo! Sports in 2018 as a senior writer to cover the league on a national level. He was one of 48 members of the Pro Football Hall of Fame's Selection Committee, and he was a member of the PFWA and National Association of Black Journalists.

Paylor epitomized what it meant to be a football writer: He loved the game and the grind, he built and maintained countless relationships across the NFL and he was a tremendous friend and mentor to so many of his fellow reporters. His love for football shined through both in his reporting, preparation and writing. He was ambitious, relentless and carried himself with the utmost character. He stood on his convictions

and remained undaunted by challenges, and he carried himself with the perfect blend of humility and confidence.

2021 – Jourdan Rodrigue, The Athletic  
 2022 – Jori Epstein, *USA Today*  
 2023 – Tashan Reed, The Athletic  
 2024 – Colton Pouncy, The Athletic

## PETE ROZELLE AWARD



The PFWA's Pete Rozelle Award is given to the NFL club public relations staff that consistently strives for excellence in its dealings and relationships with the media.

Rozelle, NFL commissioner from 1960-89, started his distinguished career in sports PR roles as a student at both Compton (Calif.) Junior College and the University of San Francisco.

After two more years as USF's assistant athletic director after graduation, he broke into the NFL as the PR director of the Los Angeles Rams from 1952-55.

Rozelle used his PR principles as commissioner to build relationships with the media during a period of unprecedented growth and challenge for the league.

**NOTE:** Year indicates when award was presented for the previous season


1990 – Denver Broncos  
 1991 – Pittsburgh Steelers  
 1992 – Seattle Seahawks  
 1993 – Miami Dolphins  
 1994 – Houston Oilers  
 1995 – New York Giants  
 1996 – Indianapolis Colts  
 1997 – St. Louis Rams  
 1998 – Tampa Bay Buccaneers  
 1999 – Miami Dolphins  
 2000 – Tennessee Titans  
 2001 – New York Giants  
 2002 – Philadelphia Eagles  
 2003 – Tampa Bay Buccaneers  
 2004 – Houston Texans  
 2005 – Philadelphia Eagles  
 2006 – Cincinnati Bengals  
 2007 – Houston Texans  
 2008 – Seattle Seahawks  
 2009 – Arizona Cardinals  
 2010 – Houston Texans  
 2011 – Baltimore Ravens  
 2012 – Houston Texans  
 2013 – Baltimore Ravens  
 2014 – Denver Broncos  
 2015 – Pittsburgh Steelers  
 2016 – Denver Broncos  
 2017 – Baltimore Ravens & Houston Texans  
 2018 – Minnesota Vikings  
 2019 – Los Angeles Rams  
 2020 – Indianapolis Colts  
 2021 – Tampa Bay Buccaneers  
 2022 – New England Patriots

# OFF-FIELD AWARDS (1969-2024)

2023 – Detroit Lions

2024 – San Francisco 49ers

## PAUL “DR. Z” ZIMMERMAN AWARD



The PFWA’s Paul “Dr. Z” Zimmerman Award given for lifetime achievement as an assistant coach in the NFL. The award is named for Zimmerman, who covered the NFL for 29 years as *Sports Illustrated* lead pro football writer.

Zimmerman’s writing career was cut short by a series of strokes in November 2008 that left him unable to speak, read and write. But his impact on the writing and football industries was profound. He’s

widely considered one of the best football writers of all time, and his 1970 “A Thinking Man’s Guide to Pro Football” and revised 1984 “The New Thinking Man’s Guide to Pro Football” are textbooks to this day for young football writers trying to learn the game and trying to learn to write about the game.

As a 15-year-old, Zimmerman sparred with Ernest Hemingway in a Manhattan gym. He broke his nose four times as an offensive lineman in high school (Horace Mann High in the Bronx, N.Y.), at two colleges (Stanford and Columbia) and for his Army team (the Western Area Command Rhinos, in Germany). He also played semi-professionally in New Jersey for the Paterson Pioneers and the Morristown Colonials.

Before joining SI in 1979, Zimmerman worked for the *Sacramento Bee*, *New York Journal-American* and the *New York World-Telegram & Sun*, and he spent 13 years at the *New York Post*, where he covered pro football and three Olympic Games. He was one of the few journalists to get close to the Israeli compound during the 1972 hostage-taking in Munich; he bucked two lines of security guards and took a rifle butt to the head.

He served as the 10th president of the Pro Football Writers of America during the 1982 season. He received the PFWA’s highest honor, the Bill Nunn Jr. Award, in 1996 for a long and distinguished contribution to pro football through coverage.

2014 – Jim Johnson, Howard Mudd, Fritz Shurmur and Ernie Zampese

2015 – Dick LeBeau, Tom Moore and Dante Scarnecchia

2016 – Monte Kiffin and Wade Phillips

2017 – Bud Carson

2018 – Joe Bugel and Emmitt Thomas

2019 – Gunther Cunningham and Mike Westhoff

2020 – Bill Arnsparger and Romeo Crennel

2021 – Rod Marinelli and Bobby Turner

2022 – Leslie Frazier and Greg Knapp

2023 – Don “Wink” Martindale, Bobb McKittrick and John Mitchell

2024 – Bill Callahan and Steve Spagnuolo

## 2024 PFWA OFF-FIELD AWARD WINNERS



**QB C.J. Stroud**  
*Houston Texans*  
Good Guy Award



**WR John Metchie III**  
*Houston Texans*  
George Halas Award



**GM Les Snead**  
*Los Angeles Rams*  
Horriagan Award



**D. Orlando Ledbetter**  
*Atlanta Journal-Constitution*  
Bill Nunn Jr. Award



**Colton Pouncy**  
*The Athletic*  
Terez A. Paylor Award



**San Francisco 49ers**  
Pete Rozelle Award



**Bill Callahan**  
*Tennessee Titans*  
Dr. Z Award



**Steve Spagnuolo**  
*Kansas City Chiefs*  
Dr. Z Award



# ALL-NFL TEAMS (1966-1971)

## 1966 NFL

Offense		Defense	
QB	Bart Starr	GB	DE Willie Davis
FB	Leroy Kelly	CLE	DE David Jones
RB	Gale Sayers	CHI	DT Merlin Olsen
SE	Bob Hayes	DAL	DT Bob Lilly
FL	Pat Studstill	DET	OLB Chuck Howley
TE	John Mackey	BAL	OLB Wayne Walker
C	Mick Tingelhoff	MIN	MLB Ray Nitschke
G	Jerry Kramer	GB	CB Herb Adderley
G	John Wooten	CLE	CB Bobby Boyd
T	Bob Brown	PHI	S Larry Wilson
T	Forrest Gregg	GB	S Willie Wood

## 1967 - No selections

## 1968 AFL/NFL First Team

Offense		Defense	
QB	Joe Namath	NYJ	DE Carl Eller
RB	Leroy Kelly	CLE	DE David Jones
RB	Gale Sayers	CHI	DT Merlin Olsen
FL	Lance Alworth	SD	DT Bob Lilly
SE	Clifton McNeil	SF	OLB Mike Curtis
TE	John Mackey	BAL	OLB George Webster
C	Mick Tingelhoff	MIN	MLB Dick Butkus
G	Gene Hickerson	CLE	CB Lem Barney
G	Howard Mudd	SF	CB Bobby Boyd
T	Ralph Neely	DAL	S Rick Volk
T	Bob Vogel	BAL	S Larry Wilson
<b>Special Teams</b>			
PK	Jim Turner	NYJ	P Billy Lothridge

## 1968 AFL/NFL Second Team

Offense		Defense	
QB	Earl Morrall	BAL	DE Gerry Philbin
RB	Bill Brown	MIN	DE Bubba Smith
RB	Paul Robinson	CIN	DT Buck Buchanan
FL	Willie Richardson	BAL	DT Fred Miller
SE	George Sauer	NYJ	OLB Chuck Howley
TE	Billy Cannon	OAK	OLB Dave Robinson
C	Jim Otto	OAK	MLB Tommy Nobis
G	Pete Case	NYG	CB Willie Brown
G	Gene Upshaw	OAK	CB Cornell Green
T	Bob Brown	PHI	S Jerry Logan
T	Ron Mix	SD	S Eddie Meador
<b>Special Teams</b>			
PK	Jan Stenerud	KC	P Jerrel Wilson

## 1969 AFL/NFL First Team

Offense		Defense	
QB	Daryle Lamonica	OAK	DE Carl Eller
RB	Calvin Hill (r)	DAL	DE David Jones
RB	Gale Sayers	CHI	DT Merlin Olsen
WR	Lance Alworth	SD	DT Bob Lilly
WR	Fred Biletnikoff	OAK	OLB Bobby Bell
TE	Jerry Smith	WAS	OLB George Webster
C	Mick Tingelhoff	MIN	MLB Dick Butkus
G	Gene Hickerson	CLE	CB Lem Barney
G	Gene Upshaw	OAK	CB Willie Brown
T	Bob Brown	LA	S Dave Grayson
T	Jim Tyrer	KC	S Larry Wilson
<b>Special Teams</b>			
PK	Jim Turner	NYJ	P David Lee

## 1969 AFL/NFL Second Team

Offense		Defense	
QB	Roman Gabriel	LA	DE Rich Jackson
RB	Leroy Kelly	CLE	DE Gerry Philbin
RB	Floyd Little	DEN	DT John Elliott
WR	Gary Collins	CLE	DT Alan Page
WR	Paul Warfield	CLE	OLB Chuck Howley
TE	Bob Trumpy	CIN	OLB Dave Robinson
C	Jim Otto	OAK	MLB Ray Nitschke
G	Ed Budde	KC	CB Herb Adderley
G	Tom Mack	LA	CB Jim Johnson
T	Grady Alderman	MIN	S Eddie Meador
T	Ralph Neely	DAL	S Mel Renfro
<b>Special Teams</b>			
PK	Jan Stenerud	KC	P Ron Widby

## 1970 First Team

Offense		Defense	
QB	John Brodie	SF	DE Carl Eller
RB	Larry Brown	WAS	DE Rich Jackson
RB	Ron Johnson	NYG	DT Merlin Olsen
WR	Dick Gordon	CHI	DT Alan Page
WR	Gene Washington	SF	OLB Bobby Bell
TE	Charlie Sanders	DET	OLB Chuck Howley
C	Mick Tingelhoff	MIN	MLB Dick Butkus
G	Gene Hickerson	CLE	CB Willie Brown
G	Gene Upshaw	OAK	CB Jim Johnson
T	Bob Brown	LA	S Johnny Robinson
T	Jim Tyrer	KC	S Larry Wilson
<b>Special Teams</b>			
PK	Jan Stenerud	KC	P Dave Lewis (r)

## 1970 Second Team

Offense		Defense	
QB	Fran Tarkenton	NYG	DE David Jones
RB	MacArthur Lane	STL	DE Bubba Smith
RB	Floyd Little	DEN	DT John Elliott
WR	Fred Biletnikoff	OAK	DT Bob Lilly
WR	Marlin Briscoe	BUF	OLB Paul Naumoff
TE	Raymond Chester	OAK	OLB Gus Otto
C	Ed Flanagan	DET	MLB Willie Lanier
G	Gale Gillingham	GB	CB Dick LeBeau
G	Tom Mack	LA	CB Jim Marsalis
T	Winston Hill	NYJ	S Dave Grayson
T	Ron Yary	MIN	S Carl Lockhart
<b>Special Teams</b>			
PK	George Blanda	OAK	P David Lee

## 1971 First Team

Offense		Defense	
QB	Bob Griese	MIA	DE Carl Eller
RB	John Brockington (r)	GB	DE Bubba Smith
RB	Larry Csonka	MIA	DT Bob Lilly
WR	Otis Taylor	KC	DT Alan Page
WR	Paul Warfield	MIA	OLB Ted Hendricks
TE	Charlie Sanders	DET	OLB Dave Wilcox
C	Forrest Blue	SF	MLB Willie Lanier
G	Larry Little	MIA	CB Mike Brown
G	John Niland	DAL	CB Jim Johnson
T	Rayfield Wright	DAL	S Bill Bradley
T	Ron Yary	MIN	S Rick Volk
<b>Special Teams</b>			
PK	Jan Stenerud	KC	P Jerrel Wilson
	Garop Yepremian	MIA	

# ALL-NFL TEAMS (1971-1975)

## 1971 Second Team

Offense			Defense		
QB	Roger Staubach	DAL	DE	Cedrick Hardman	SF
RB	Leroy Kelly	CLE	DE	Claude Humphrey	ATL
RB	Floyd Little	DEN	DT	Curley Culp	KC
WR	Fred Biletnikoff	OAK	DT	Joe Greene	PIT
WR	Gene Washington	SF	OLB	Bobby Bell	KC
TE	Ted Kwalick	SF	OLB	Chuck Howley	DAL
C	Bill Curry	BAL	MLB	Dick Butkus	CHI
G	Gale Gillingham	GB	CB	Mel Renfro	DAL
G	Tom Mack	LA	CB	Emmitt Thomas	KC
T	Bob Brown	OAK	S	Ken Houston	HOU
T	Jim Tyrer	KC	S	Jake Scott	MIA
<b>Special Teams</b>					
PK	Curt Knight	WAS	P	Dave Lewis	CIN

## 1973 Second Team

Offense			Defense		
QB	Fran Tarkenton	MIN	DE	Carl Eller	MIN
RB	John Brockington	GB	DE	Jack Youngblood	LA
RB	Larry Csonka	MIA	DT	Mike Reid	CIN
WR	John Gilliam	MIN	DT	Paul Smith	DEN
WR	Paul Warfield	MIA	OLB	Jack Ham	PIT
TE	Riley Odoms	DEN	OLB	Chris Hanburger	WAS
C	Len Hauss	WAS	MLB	Willie Lanier	KC
G	Gale Gillingham	GB	CB	Lem Barney	DET
G	Tom Mack	LA	CB	Ken Ellis	GB
T	Charlie Cowan	LA	FS	Bill Bradley	PHI
T	George Kunz	ATL	SS	Ken Houston	WAS
<b>Special Teams</b>					
PK	Roy Gerela	PIT	P	Jerrel Wilson	KC

## 1972 First Team

Offense			Defense		
QB	Joe Namath	NYJ	DE	Jack Gregory	NYG
RB	Larry Brown	WAS	DE	Claude Humphrey	ATL
RB	O.J. Simpson	BUF	DT	Joe Greene	PIT
WR	Otis Taylor	KC	DT	Mike Reid	CIN
WR	Gene Washington	SF	OLB	Chris Hanburger	WAS
TE	Bob Tucker	NYG	OLB	Dave Wilcox	SF
C	Forrest Blue	SF	MLB	Dick Butkus	CHI
G	Larry Little	MIA	CB	Willie Brown	OAK
G	Gene Upshaw	OAK	CB	Jim Johnson	SF
T	Bob Brown	OAK	S	Dick Anderson	MIA
T	Rayfield Wright	DAL	S	Bill Bradley	PHI
<b>Special Teams</b>					
PK	Chester Marcol (r)	GB	P	Jerrel Wilson	KC

## 1974 First Team

Offense			Defense		
QB	Ken Stabler	OAK	DE	L.C. Greenwood	PIT
RB	Otis Armstrong	DEN	DE	Jack Youngblood	LA
RB	O.J. Simpson	BUF	DT	Joe Greene	PIT
WR	Cliff Branch	OAK	DT	Alan Page	MIN
WR	Drew Pearson	DAL	OLB	Jack Ham	PIT
TE	Riley Odoms	DEN	OLB	Ted Hendricks	GB
C	Jim Langer	MIA	MLB	Bill Bergey	PHI
G	Larry Little	MIA	CB	Robert James	BUF
G	Tom Mack	LA	CB	Emmitt Thomas	KC
T	Art Shell	OAK	FS	Tony Greene	BUF
T	Ron Yary	MIN	SS	Ken Houston	WAS
<b>Special Teams</b>					
PK	Chester Marcol	GB	P	Ray Guy	OAK

## 1972 Second Team

Offense			Defense		
QB	Daryle Lamonica	OAK	DE	Coy Bacon	LA
RB	Larry Csonka	MIA	DE	Verlon Biggs	WAS
RB	Ron Johnson	NYG	DT	Bob Lilly	DAL
WR	Fred Biletnikoff	OAK	DT	Alan Page	MIN
WR	Harold Jackson	PHI	OLB	Jack Ham	PIT
TE	Ted Kwalick	SF	OLB	Andy Russell	PIT
C	Len Hauss	WAS	MLB	Nick Buoniconti	MIA
G	John Niland	DAL	CB	Ken Ellis	GB
G	Bruce Van Dyke	PIT	CB	Mel Renfro	DAL
T	Winston Hill	NYJ	S	Ken Houston	HOU
T	Ron Yary	MIN	S	Jake Scott	MIA
<b>Special Teams</b>					
PK	Roy Gerela	PIT	P	Dave Chapple	LA

## 1974 Second Team

Offense			Defense		
QB	Ken Anderson	CIN	DE	Claude Humphrey	ATL
RB	Chuck Foreman	MIN	DE	Bill Stanfill	MIA
RB	Lawrence McCutcheon	LA	DT	John Mendenhall	NYG
WR	Fred Biletnikoff	OAK	DT	Merlin Olsen	LA
WR	Isaac Curtis	BUF	OLB	Chris Hanburger	WAS
TE	Charle Young	PHI	OLB	Isiah Robertson	LA
C	Bobby Maples	DEN	MLB	Willie Lanier	KC
G	Reggie McKenzie	BUF	CB	Lemar Parrish	CIN
G	Gene Upshaw	OAK	CB	Roger Wehrli	STL
T	Dan Dierdorf	STL	SS	Dick Anderson	MIA
T	Rayfield Wright	DAL	FS	Jack Tatum	OAK
<b>Special Teams</b>					
PK	Roy Gerela	PIT	P	Billy Van Heusen	DEN

## 1973 First Team

Offense			Defense		
QB	John Hadl	LA	DE	Claude Humphrey	ATL
RB	Calvin Hill	DAL	DE	Bill Stanfill	MIA
RB	O.J. Simpson	BUF	DT	Joe Greene	PIT
WR	Harold Jackson	LA	DT	Alan Page	MIN
WR	Harold Carmichael	PHI	OLB	Isiah Robertson	LA
TE	Charle Young (r)	PHI	OLB	Dave Wilcox	SF
C	Forrest Blue	SF	MLB	Lee Roy Jordan	DAL
G	Larry Little	MIA	CB	Willie Brown	OAK
G	Reggie McKenzie	BUF	CB	Mel Renfro	DAL
T	Rayfield Wright	DAL	SS	Dick Anderson	MIA
T	Ron Yary	MIN	FS	Jake Scott	MIA
<b>Special Teams</b>					
PK	Garo Yepremian	MIA	P	Ray Guy	OAK

## 1975 First Team

Offense			Defense		
QB	Fran Tarkenton	MIN	DE	L.C. Greenwood	PIT
RB	Chuck Foreman	MIN	DE	Jack Youngblood	LA
RB	O.J. Simpson	BUF	DT	Curley Culp	HOU
WR	Mel Gray	STL	DT	Alan Page	MIN
WR	Lynn Swann	PIT	OLB	Jack Ham	PIT
TE	Charle Young	PHI	OLB	Andy Russell	PIT
C	Jim Langer	MIA	MLB	Jack Lambert	PIT
G	Joe DeLamielleure	BUF	CB	Mel Blount	PIT
G	Larry Little	MIA	CB	Roger Wehrli	STL
T	Dan Dierdorf	STL	S	Ken Houston	WAS
T	Ron Yary	MIN	S	Paul Krause	MIN
<b>Special Teams</b>					
PK	Jan Stenerud	KC	P	Ray Guy	OAK

# ALL-NFL TEAMS (1975-1981)

## 1975 Second Team

Offense			Defense		
QB	Ken Anderson	CIN	DE	John Dutton	BAL
RB	Franco Harris	PIT	DE	Dwight White	PIT
RB	Terry Metcalf	STL	DT	Wally Chambers	CHI
WR	Cliff Branch	OAK	DT	Joe Greene	PIT
WR	Isaac Curtis	BUF	OLB	Chris Hanburger	WAS
TE	Rich Caster	NYJ	OLB	Isiah Robertson	LA
C	Bob Johnson	CIN	MLB	Willie Lanier	KC
G	Bob Kuechenberg	MIA	CB	Bobby Bryant	MIN
G	Tom Mack	LA	CB	Ken Riley	CIN
T	George Kunz	BAL	S	Cliff Harris	DAL
T	Art Shell	OAK	S	Jake Scott	MIA
PK	<b>Special Teams</b> Jim Bakken	STL	P	Neil Clabo	MIN

## 1976 First Team

Offense			Defense		
QB	Bert Jones	BAL	DE	Tommy Hart	SF
RB	Walter Payton	CHI	DE	Jack Youngblood	LA
RB	O.J. Simpson	BUF	DT	Wally Chambers	CHI
WR	Cliff Branch	OAK	DT	Jerry Sherk	CLE
WR	Drew Pearson	DAL	OLB	Jack Ham	PIT
TE	Dave Casper	OAK	OLB	Robert Brazile	HOU
C	Jim Langer	MIA	MLB	Jack Lambert	PIT
G	Joe DeLamielleure	BUF	CB	Monte Jackson	LA
G	John Hannah	NE	CB	Roger Wehrli	STL
T	Dan Dierdorf	STL	S	Cliff Harris	DAL
T	Ron Yary	MIN	S	Ken Houston	WAS
PK	<b>Special Teams</b> Jim Bakken	STL	P	Ray Guy	OAK

## 1976 Second Team

Offense			Defense		
QB	Ken Stabler	OAK	DE	Coy Bacon	CIN
RB	Chuck Foreman	MIN	DE	John Dutton	BAL
RB	Franco Harris	PIT	DT	Joe Ehrmann	BAL
WR	Roger Carr	BAL	DT	Alan Page	MIN
WR	Isaac Curtis	CIN	OLB	Ted Hendricks	OAK
TE	Russ Francis	NE	OLB	Isiah Robertson	LA
C	Tom Banks	STL	MLB	Bill Bergey	PHI
G	Gene Upshaw	OAK	CB	Mike Haynes	NE
G	Ed White	MIN	CB	Ken Riley	CIN
T	George Kunz	BAL	S	Tom Casanova	CIN
T	Rayfield Wright	DAL	S	Thom Darden	CIN
PK	<b>Special Teams</b> Efren Herrera	DAL	P	John James	ATL

## 1977

Offense			Defense		
QB	Bob Griese	MIA	DE	Lyle Alzado	DEN
RB	Franco Harris	PIT	DE	Harvey Martin	DAL
RB	Walter Payton	CHI	DT	Larry Brooks	LA
WR	Nat Moore	MIA	DT	Cleveland Elam	SF
WR	Drew Pearson	DAL	OLB	Jack Ham	PIT
TE	Dave Casper	OAK	OLB	Tom Jackson	DEN
C	Jim Langer	MIA	MLB	Bill Bergey	PHI
G	Gene Upshaw	OAK	CB	Monte Jackson	LA
G	Larry Little	MIA	CB	Rolland Lawrence	ATL
T	Joe DeLamielleure	BUF	FS	Cliff Harris	DAL
T	Dan Dierdorf	STL	SS	Charlie Waters	DAL
T	Art Shell	OAK	SS	Charlie Waters	DAL
PK	<b>Special Teams</b> Efren Herrera	DAL	P	Ray Guy	OAK
PR	Billy Johnson	HOU			

## 1978

Offense			Defense		
QB	Terry Bradshaw	PIT	DE	Al Baker*	DET
RB	Earl Campbell*	HOU	DE	Jack Youngblood	LA
RB	Walter Payton	CHI	DT	Louis Kelcher	SD
WR	Wesley Walker	NYJ	DT	Randy White	DAL
WR	Lynn Swann	PIT	OLB	Robert Brazile	HOU
TE	Dave Casper	OAK	OLB	Jack Ham	PIT
C	Mike Webster	PIT	MLB	Randy Gradishar	DEN
G	Joe DeLamielleure	CLE	CB	Louis Wright	DEN
G	John Hannah	NE	CB	Willie Buchanon	GB
T	Dan Dierdorf	STL	FS	Mike Haynes	NE
T	Dan Dierdorf	STL	FS	Thom Darden	CLE
T	Dan Dierdorf	STL	FS	Cliff Harris	DAL
T	Leon Gray	NE	SS	Charlie Waters	DAL
PK	<b>Special Teams</b> Frank Corral*	LA	P	Ray Guy	OAK
KR	Rick Upchurch	DEN			

## 1979

Offense			Defense		
QB	Dan Fouts	SD	DE	Lee Roy Selmon	TB
RB	Ottis Anderson*	STL	DE	Jack Youngblood	LA
RB	Earl Campbell	HOU	DT	Joe Greene	PIT
WR	John Jefferson	SD	DT	Randy White	DAL
WR	John Stallworth	PIT	OLB	Robert Brazile	HOU
TE	Ozzie Newsome	CLE	OLB	Jack Ham	PIT
C	Mike Webster	PIT	MLB	Randy Gradishar	DEN
G	Joe DeLamielleure	CLE	CB	Lemar Parrish	WAS
G	John Hannah	NE	CB	Louis Wright	DEN
T	Leon Gray	HOU	SS	Gary Fencik	CHI
T	Marvin Powell	NYJ	FS	Mike Reinfieldt	HOU
PK	<b>Special Teams</b> Toni Fritsch	HOU	P	Bob Grupp*	KC
KR	Rick Upchurch	DEN	PR	J.T. Smith	KC

## 1980

Offense			Defense		
QB	Brian Sipe	CLE	DE	Lee Roy Selmon	TB
RB	Earl Campbell	HOU	DE	Art Still	KC
RB	Walter Payton	CHI	DT	Gary Johnson	SD
WR	John Jefferson	SD	DT	Randy White	DAL
WR	James Lofton	GB	OLB	Robert Brazile	HOU
TE	Kellen Winslow	SD	OLB	Ted Hendricks	OAK
C	Mike Webster	PIT	MLB	Jack Lambert	PIT
G	Joe DeLamielleure	CLE	CB	Lester Hayes	OAK
G	John Hannah	NE	CB	Lemar Parrish	WAS
T	Leon Gray	HOU	FS	Nolan Cromwell	LA
T	Mike Kenn	ATL	SS	Donnie Shell	PIT
PK	<b>Special Teams</b> Rafael Septien	DAL	P	Dave Jennings	NYG
KR	Horace Ivory	NE	PR	John Smith	NE

## 1981

Offense			Defense		
QB	Ken Anderson	CIN	DE	Fred Dean	SF
RB	Tony Dorsett	DAL	DE	Joe Klecko	NYJ
RB	Billy Sims	DET	DT	Gary Johnson	SD
WR	Alfred Jenkins	ATL	DT	Randy White	DAL
WR	James Lofton	GB	OLB	Jerry Robinson	PHI
TE	Kellen Winslow	SD	OLB	Lawrence Taylor*	NYG
C	Mike Webster	PIT	MLB	Jack Lambert	PIT
G	Randy Cross	SF	CB	Mel Blount	PIT
G	John Hannah	NE	CB	Ronnie Lott*	SF
T	Anthony Muñoz	CIN	S	Gary Barbaro	KC
T	Marvin Powell	NYJ	S	Nolan Cromwell	LA
PK	<b>Special Teams</b> Rafael Septien	DAL	P	Pat McInally	CIN
KR	Mike Nelms	WAS	PR	LeRoy Irvin	LA



# ALL-NFL TEAMS (1982-1989)

## 1982

Offense			Defense		
QB	Dan Fouts	SD	DE	Mark Gastineau	NYJ
RB	Marcus Allen*	LARaid	DE	Lee Roy Selmon	TB
RB	Freeman McNeil	NYJ	DT	Dan Hampton	CHI
WR	Wes Chandler	SD	DT	Randy White	DAL
WR	Dwight Clark	SF	OLB	Hugh Green	TB
TE	Kellen Winslow	SD	OLB	Lawrence Taylor	NYG
C	Mike Webster	PIT	MLB	Jack Lambert	PIT
G	John Hannah	NE	CB	Mark Haynes	NYG
G	Doug Wilkerson	SD	CB	Everson Walls	DAL
T	Anthony Muñoz	CIN	FS	Nolan Cromwell	LARams
T	Marvin Powell	NYJ	SS	Donnie Shell	PIT
<b>Special Teams</b>					
PK	Mark Moseley	WAS	P	Dave Jennings	NYG
KR	Mike Nelms	WAS	PR	LeRoy Irvin	LARams

## 1983

Offense			Defense		
QB	Joe Theismann	WAS	DE	Doug Betters	MIA
RB	Eric Dickerson*	LARams	DE	Howie Long	LARaid
RB	John Riggins	WAS	DT	Doug English	DET
WR	Roy Green	STL	DT	Randy White	DAL
WR	James Lofton	GB	OLB	Chip Banks	CLE
TE	Todd Christensen	LARaid	OLB	Lawrence Taylor	NYG
C	Dwight Stephenson	MIA	MLB	Jack Lambert	PIT
G	Russ Grimm	WAS	CB	Gary Green	KC
G	John Hannah	NE	CB	Ronnie Lott	SF
T	Joe Jacoby	WAS	SS	Kenny Easley	SEA
T	Anthony Muñoz	CIN	FS	Mark Murphy	WAS
<b>Special Teams</b>					
PK	Ali Haji-Sheikh*	NYG	P	Rich Camarillo	NE
KR	Fulton Walker	NYJ	PR	Billy Johnson	ATL

## 1984

Offense			Defense		
QB	Dan Marino	MIA	DE	Mark Gastineau	NYJ
RB	Eric Dickerson	LARams	DE	Howie Long	LARaid
RB	Walter Payton	CHI	DT	Randy White	DAL
WR	Roy Green	STL	OLB	Rod Martin	LARaid
WR	Art Monk	WAS	OLB	Lawrence Taylor	NYG
TE	Ozzie Newsome	CLE	ILB	E.J. Junior	STL
C	Dwight Stephenson	MIA	ILB	Mike Singletary	CHI
G	Russ Grimm	WAS	CB	Lester Hayes	LARaid
G	John Hannah	NE	CB	Mike Haynes	LARaid
T	Keith Fahnhorst	SF	FS	Michael Downs	DAL
T	Joe Jacoby	WAS	SS	Kenny Easley	SEA
<b>Special Teams</b>					
PK	Norm Johnson	SEA	P	Reggie Roby	MIA
KR	Bobby Humphery (r)	NYJ	PR	Louis Lipps (r)	PIT

## 1985

Offense			Defense		
QB	Dan Marino	MIA	DE	Richard Dent	CHI
RB	Marcus Allen	LARaid	DE	Howie Long	LARaid
RB	Walter Payton	CHI	NT	Joe Klecko	NYJ
WR	Steve Largent	SEA	OLB	Lawrence Taylor	NYG
WR	Louis Lipps	PIT	OLB	Andre Tippett	NE
TE	Todd Christensen	LARaid	ILB	Karl Mecklenburg	DEN
C	Dwight Stephenson	MIA	ILB	Mike Singletary	CHI
G	Russ Grimm	WAS	CB	Mike Haynes	LARaid
G	John Hannah	NE	CB	Everson Walls	DAL
T	Jim Covert	CHI	S	Kenny Easley	SEA
T	Anthony Muñoz	CIN	S	Wes Hopkins	PHI
<b>Special Teams</b>					
PK	Morten Andersen	NO	P	Dale Hatcher*	LARams
KR	Ron Brown	LARams			

## 1986

Offense			Defense		
QB	Dan Marino	MIA	DE	Rulon Jones	DEN
RB	Eric Dickerson	LARams	DE	Dexter Manley	WAS
RB	Joe Morris	NYG	DT	Steve McMichael	CHI
WR	Jerry Rice	SF	DT	Reggie White	PHI
WR	Al Toon	NYJ	OLB	Wilber Marshall	CHI
TE	Mark Bavaro	NYG	OLB	Lawrence Taylor	NYG
C	Dwight Stephenson	MIA	ILB	Karl Mecklenburg	DEN
G	Russ Grimm	WAS	ILB	Mike Singletary	CHI
G	Dennis Harrah	LARams	CB	Hanford Dixon	CLE
T	Jim Covert	CHI	CB	LeRoy Irvin	LARams
T	Anthony Muñoz	CIN	S	Dave Duerson	CHI
			S	Ronnie Lott	SF
<b>Special Teams</b>					
PK	Morten Andersen	NO	P	Sean Landeta	NYG
KR	Dennis Gentry	CHI	PR	Bobby Joe Edmonds (r)	SEA

## 1987

Offense			Defense		
QB	Joe Montana	SF	DE	Bruce Smith	BUF
RB	Eric Dickerson	IND	DE	Reggie White	PHI
RB	Charles White	LARams	NT	Michael Carter	SF
WR	Steve Largent	SEA	DT	Steve McMichael	CHI
WR	Jerry Rice	SF	OLB	Carl Banks	NYG
TE	Mark Bavaro	NYG	OLB	Andre Tippett	NE
C	Dwight Stephenson	MIA	ILB	Mike Singletary	CHI
G	Bill Fralic	ATL	ILB	Fredd Young	SEA
G	Mike Munchak	HOU	CB	Hanford Dixon	CLE
T	Anthony Muñoz	CIN	CB	Frank Minnifield	CLE
T	Gary Zimmerman	MIN	S	Joey Browner	MIN
			S	Ronnie Lott	SF
<b>Special Teams</b>					
PK	Morten Andersen	NO	P	Jim Arnold	DET
KR	Dennis Gentry	CHI	PR	Mel Gray	NO

## 1988

Offense			Defense		
QB	Boomer Esiason	CIN	DE	Bruce Smith	BUF
RB	Roger Craig	SF	DE	Reggie White	PHI
RB	Eric Dickerson	IND	DT	Keith Millard	MIN
WR	Henry Ellard	LARams	NT	Tim Krumrie	CIN
WR	Jerry Rice	SF	OLB	Cornelius Bennett	BUF
TE	Keith Jackson*	PHI	OLB	Lawrence Taylor	NYG
C	Jay Hilgenberg	CHI	ILB	Shane Conlan	BUF
G	Bruce Matthews	HOU	ILB	Mike Singletary	CHI
G	Tom Newberry	LARams	CB	Frank Minnifield	CLE
T	Anthony Muñoz	CIN	CB	Carl Lee	MIN
T	Gary Zimmerman	MIN	S	Joey Browner	MIN
			S	Deron Cherry	KC
<b>Special Teams</b>					
PK	Scott Norwood	BUF	P	Mike Horan	DEN
KR	Tim Brown	LARaid	PR	John Taylor	SF

## 1989

Offense			Defense		
QB	Joe Montana	SF	DE	Chris Doleman	MIN
RB	Barry Sanders*	DET	DE	Reggie White	PHI
RB	Christian Okoye	KC	DT	Keith Millard	MIN
WR	Sterling Sharpe	GB	DT	Michael Dean Perry	CLE
WR	Jerry Rice	SF	OLB	Tim Harris	GB
TE	Keith Jackson	PHI	OLB	Lawrence Taylor	NYG
C	Jay Hilgenberg	CHI	ILB	Karl Mecklenburg	DEN
G	Mike Munchak	HOU	ILB	Mike Singletary	CHI
G	Tom Newberry	LARams	CB	Jerry Gray	LARams
T	Anthony Muñoz	CIN	CB	Albert Lewis	KC
T	Gary Zimmerman	MIN	S	David Fulcher	CIN
			S	Ronnie Lott	SF
<b>Special Teams</b>					
PK	Eddie Murray	DET	P	Sean Landeta	NYG
KR	Rod Woodson	PIT	PR	Dave Meggett (r)	NYG

# ALL-NFL TEAMS (1990-1997)

1990

Offense				Defense							
QB	Randall Cunningham	PHI	DE	Bruce Smith	BUF	QB	Steve Young	SF	DE	Charles Haley	DAL
RB	Barry Sanders	DET	DE	Reggie White	PHI	RB	Barry Sanders	DET	DE	Bruce Smith	BUF
RB	Thurman Thomas	BUF	DT	Ray Childress	HOU	RB	Emmitt Smith	DAL	DT	Chester McGlockton	LARaid
WR	Jerry Rice	SF	DT	Michael Dean Perry	CLE	WR	Cris Carter	MIN	DT	John Randle	MIN
WR	Andre Rison	ATL	OLB	Charles Haley	SF	WR	Jerry Rice	SF	OLB	Kevin Greene	PIT
TE	Keith Jackson	PHI	OLB	Derrick Thomas	KC	TE	Ben Coates	NE	OLB	Greg Lloyd	PIT
C	Kent Hull	BUF	ILB	Pepper Johnson	NYG	C	Dermontti Dawson	PIT	ILB	Junior Seau	SD
G	Bruce Matthews	HOU	ILB	John Offerdahl	MIA	G	Randall McDaniel	MIN	ILB	Chris Spellman	DET
G	Steve Wisniewski	LARaid	CB	Albert Lewis	KC	G	Nate Newton	DAL	CB	Deion Sanders	SF
T	Jim Lachey	WAS	CB	Rod Woodson	PIT	T	Willie Roaf	NO	CB	Rod Woodson	PIT
T	Anthony Muñoz	CIN	S	Joey Browner	MIN	T	Richmond Webb	MIA	S	Eric Turner	CLE
			S	Ronnie Lott	SF				S	Darren Woodson	DAL
Special Teams											
PK	Nick Lowery	KC	P	Sean Landeta	NYG	PK	Fuad Reveiz	MIN	P	Reggie Roby	WAS
KR	Mel Gray	DET	PR	Dave Meggett	NYG	KR	Mel Gray	DET	PR	Brian Mitchell	WAS
						ST	Steve Tasker	BUF			

1994

Offense				Defense							
QB	Brett Favre	GB	DE	Bruce Smith	BUF	QB	Brett Favre	GB	DE	Bruce Smith	BUF
RB	Barry Sanders	DET	DE	Reggie White	GB	RB	Barry Sanders	DET	DE	Reggie White	GB
RB	Thurman Thomas	BUF	DT	Chester McGlockton	OAK	RB	Emmitt Smith	DAL	DT	Chester McGlockton	OAK
WR	Michael Irvin	DAL	DT	John Randle	MIN	WR	Herman Moore	DET	DT	John Randle	MIN
WR	Haywood Jeffries	HOU	OLB	Greg Lloyd	PIT	WR	Jerry Rice	SF	OLB	Greg Lloyd	PIT
TE	Marv Cook	NE	OLB	Bryce Paup	BUF	TE	Ben Coates	NE	OLB	Bryce Paup	BUF
C	Kent Hull	BUF	ILB	Junior Seau	SD	C	Dermontti Dawson	PIT	ILB	Junior Seau	SD
G	Mike Munchak	HOU	ILB	Eric Davis	SF	G	Randall McDaniel	MIN	CB	Eric Davis	SF
G	Steve Wisniewski	LARaid	CB	Aeneas Williams	ARI	G	Nate Newton	DAL	CB	Aeneas Williams	ARI
T	Mike Kenn	ATL	CB	Merton Hanks	SF	T	Lomas Brown	DET	S	Merton Hanks	SF
T	Jim Lachey	WAS	S	Darren Woodson	DAL	T	Willie Roaf	NO	S	Darren Woodson	DAL
			S								
Special Teams											
PK	Jeff Jaeger	LARaid	P	Jeff Gossett	LARaid	PK	Morten Andersen	ATL	P	Darren Bennett (r)	SD
KR	no selection		PR	no selection		KR	Brian Mitchell	WAS	PR	no selection	
						ST	Steve Tasker	BUF			

1991

Offense				Defense							
QB	Jim Kelly	BUF	DE	Clyde Simmons	PHI	QB	Brett Favre	GB	DE	Bruce Smith	BUF
RB	Barry Sanders	DET	DE	Reggie White	PHI	RB	Barry Sanders	DET	DE	Reggie White	GB
RB	Thurman Thomas	BUF	DT	Jerry Ball	DET	RB	Emmitt Smith	DAL	DT	Chester McGlockton	OAK
WR	Michael Irvin	DAL	DT	Jerome Brown	PHI	WR	Herman Moore	DET	DT	John Randle	MIN
WR	Haywood Jeffries	HOU	OLB	Seth Joyner	PHI	WR	Jerry Rice	SF	OLB	Greg Lloyd	PIT
TE	Marv Cook	NE	OLB	Pat Swilling	NO	TE	Ben Coates	NE	OLB	Bryce Paup	BUF
C	Kent Hull	BUF	ILB	Sam Mills	NO	C	Dermontti Dawson	PIT	ILB	Junior Seau	SD
G	Mike Munchak	HOU	ILB	Al Smith	HOU	G	Randall McDaniel	MIN	CB	Eric Davis	SF
G	Steve Wisniewski	LARaid	CB	Darrell Green	WAS	G	Nate Newton	DAL	CB	Aeneas Williams	ARI
T	Mike Kenn	ATL	CB	Deion Sanders	ATL	T	Lomas Brown	DET	S	Merton Hanks	SF
T	Jim Lachey	WAS	S	Steve Atwater	DEN	T	Willie Roaf	NO	S	Darren Woodson	DAL
			S	Ronnie Lott	LARaid						
Special Teams											
PK	Jeff Jaeger	LARaid	P	Jeff Gossett	LARaid	PK	Morten Andersen	ATL	P	Darren Bennett (r)	SD
KR	no selection		PR	no selection		KR	Brian Mitchell	WAS	PR	no selection	
						ST	Steve Tasker	BUF			

1995

Offense				Defense							
QB	Brett Favre	GB	DE	Bruce Smith	BUF	QB	Brett Favre	GB	DE	Bruce Smith	BUF
RB	Barry Sanders	DET	DE	Reggie White	GB	RB	Barry Sanders	DET	DE	Reggie White	GB
RB	Thurman Thomas	BUF	DT	Chester McGlockton	OAK	RB	Emmitt Smith	DAL	DT	Chester McGlockton	OAK
WR	Michael Irvin	DAL	DT	John Randle	MIN	WR	Herman Moore	DET	DT	John Randle	MIN
WR	Haywood Jeffries	HOU	OLB	Greg Lloyd	PIT	WR	Jerry Rice	SF	OLB	Greg Lloyd	PIT
TE	Marv Cook	NE	OLB	Bryce Paup	BUF	TE	Ben Coates	NE	OLB	Bryce Paup	BUF
C	Kent Hull	BUF	ILB	Junior Seau	SD	C	Dermontti Dawson	PIT	ILB	Junior Seau	SD
G	Mike Munchak	HOU	ILB	Eric Davis	SF	G	Randall McDaniel	MIN	CB	Eric Davis	SF
G	Steve Wisniewski	LARaid	CB	Aeneas Williams	ARI	G	Nate Newton	DAL	CB	Aeneas Williams	ARI
T	Mike Kenn	ATL	CB	Merton Hanks	SF	T	Lomas Brown	DET	S	Merton Hanks	SF
T	Jim Lachey	WAS	S	Darren Woodson	DAL	T	Willie Roaf	NO	S	Darren Woodson	DAL
			S								
Special Teams											
PK	Jeff Jaeger	LARaid	P	Jeff Gossett	LARaid	PK	Morten Andersen	ATL	P	Darren Bennett (r)	SD
KR	no selection		PR	no selection		KR	Brian Mitchell	WAS	PR	no selection	
						ST	Steve Tasker	BUF			

1992

Offense				Defense							
QB	Steve Young	SF	DE	Chris Doleman	MIN	QB	Brett Favre	GB	DE	Bruce Smith	BUF
RB	Barry Foster	PIT	DE	Reggie White	PHI	RB	Terrell Davis	DEN	DE	Alfred Williams	DEN
RB	Emmitt Smith	DAL	DT	Ray Childress	HOU	RB	Barry Sanders	DET	DT	John Randle	MIN
WR	Jerry Rice	SF	DT	Cortez Kennedy	SEA	WR	Carl Pickens	CIN	DT	Bryant Young	SF
WR	Sterling Sharpe	GB	OLB	Rickey Jackson	NO	WR	Jerry Rice	SF	OLB	Chad Brown	PIT
TE	Jay Novacek	DAL	OLB	Wilber Marshall	WAS	TE	Shannon Sharpe	DEN	OLB	Kevin Greene	CAR
C	Bruce Matthews	HOU	ILB	Sam Mills	NO	C	Dermontti Dawson	PIT	ILB	Sam Mills	CAR
G	Randall McDaniel	MIN	ILB	Junior Seau	SD	G	Larry Allen	DAL	CB	Deion Sanders	DAL
G	Steve Wisniewski	LARaid	CB	Audray McMillian	MIN	G	Randall McDaniel	MIN	CB	Aeneas Williams	ARI
T	Harris Barton	SF	CB	Rod Woodson	PIT	T	Willie Roaf	NO	S	LeRoy Butler	GB
T	Steve Wallace	SF	S	Steve Atwater	DEN	T	Gary Zimmerman	DEN	S	Darren Woodson	DAL
			S	Henry Jones	BUF						
Special Teams											
PK	Morten Andersen	NO	P	Rich Camarillo	PHX	PK	Cary Blanchard	IND	P	Chris Gardocki	IND
KR	Deion Sanders	ATL	PR	Kelvin Martin	DAL	KR	Michael Bates	CAR	PR	Desmond Howard	GB
ST	Steve Tasker	BUF				ST	Jim Schwantz	DAL			

1996

Offense				Defense							
QB	Brett Favre	GB	DE	Bruce Smith	BUF	QB	Brett Favre	GB	DE	Bruce Smith	BUF
RB	Terrell Davis	DEN	DE	Alfred Williams	DEN	RB	Terrell Davis	DEN	DE	Alfred Williams	DEN
RB	Barry Sanders	DET	DT	John Randle	MIN	RB	Barry Sanders	DET	DT	John Randle	MIN
WR	Carl Pickens	CIN	DT	Bryant Young	SF	WR	Carl Pickens	CIN	DT	Bryant Young	SF
WR	Jerry Rice	SF	OLB	Chad Brown	PIT	WR	Jerry Rice	SF	OLB	Chad Brown	PIT
TE	Shannon Sharpe	DEN	OLB	Kevin Greene	CAR	TE	Shannon Sharpe	DEN	OLB	Kevin Greene	CAR
C	Dermontti Dawson	PIT	ILB	Sam Mills	CAR	C	Dermontti Dawson	PIT	ILB	Sam Mills	CAR
G	Larry Allen	DAL	CB	Deion Sanders	DAL	G	Larry Allen	DAL	CB	Deion Sanders	DAL
G	Randall McDaniel	MIN	CB	Aeneas Williams	ARI	G	Randall McDaniel	MIN	CB	Aeneas Williams	ARI
T	Willie Roaf	NO	S	LeRoy Butler	GB	T	Willie Roaf	NO	S	LeRoy Butler	GB
T	Gary Zimmerman	DEN	S	Darren Woodson	DAL	T	Gary Zimmerman	DEN	S	Darren Woodson	DAL
			S								
Special Teams											
PK	Cary Blanchard	IND	P	Chris Gardocki	IND	PK	Cary Blanchard	IND	P	Chris Gardocki	IND
KR	Michael Bates	CAR	PR	Desmond Howard	GB	KR	Michael Bates	CAR	PR	Desmond Howard	GB
ST	Jim Schwantz	DAL				ST	Jim Schwantz	DAL			

1993

Offense				Defense							
QB	Steve Young	SF	DE	Bruce Smith	BUF	QB	Brett Favre	GB	DE	Bruce Smith	BUF
RB	Jerome Bettis*	LARams	DE	Neil Smith	KC	RB	Terrell Davis	DEN	DE	Michael Strahan	NYG
RB	Emmitt Smith	DAL	DT	Cortez Kennedy	SEA	RB	Barry Sanders	DET	DT	John Randle	MIN
WR	Jerry Rice	SF	DT	John Randle	MIN	WR	Herman Moore	DET	DT	Dana Stubblefield	SF
WR	Sterling Sharpe	GB	OLB	Seth Joyner	PHI	WR	Rob Moore	MIN	OLB	Jesse Armistead	NYG
TE	Shannon Sharpe	DEN	OLB	Greg Lloyd	PIT	TE	Shannon Sharpe	DEN	OLB	John Mobley	DEN
C	Bruce Matthews	HOU	ILB	Hardy Nickerson	TB	C	Dermontti Dawson	PIT	ILB	Levon Kirkland	PIT
G	Randall McDaniel	MIN	ILB	Junior Seau	SD	G	Larry Allen	DAL	CB	Deion Sanders	DAL
G	Steve Wisniewski	LARaid	CB	Deion Sanders	ATL	G	Dave Szott	KC	CB	Aeneas Williams	ARI
T	Harris Barton	SF	CB	Rod Woodson	PIT	T	Tony Boselli	JAX	S	LeRoy Butler	GB
T	Erik Williams	DAL	S	LeRoy Butler	GB	T	Jonathan Ogden	BAL	S	Carnell Lake	PIT
			S	Eugene Robinson	SEA						
Special Teams											
PK	Norm Johnson	ATL	P	Greg Montgomery	HOU	PK	Pete Stoyanovich	KC	P	Bryan Barker	JAX
KR	Tyrone Hughes*	NO	PR	Eric Metcalf	CLE	KR	Michael Bates	CAR	PR	Darrien Gordon	DEN
ST	Steve Tasker	BUF				ST	Travis Jervey	GB			

1997

Offense				Defense							
QB	Brett Favre	GB	DE	Bruce Smith	BUF	QB	Brett Favre	GB	DE	Bruce Smith	BUF
RB	Terrell Davis	DEN	DE	Michael Strahan	NYG	RB	Terrell Davis	DEN	DE	Michael Strahan	NYG
RB	Barry Sanders	DET	DT	John Randle	MIN	RB	Barry Sanders	DET	DT	John Randle	MIN
WR	Herman Moore	DET	DT	Dana Stubblefield	SF	WR	Herman Moore	DET	DT	Dana Stubblefield	SF
WR	Rob Moore	MIN	OLB	Jesse Armistead	NYG	WR	Rob Moore	MIN	OLB	Jesse Armistead	NYG
TE	Shannon Sharpe	DEN	OLB	John Mobley	DEN	TE	Shannon Sharpe	DEN	OLB	John Mobley	DEN
C	Dermontti Dawson	PIT	ILB	Levon Kirkland	PIT	C	Dermontti Dawson	PIT	ILB	Levon Kirkland	PIT
G	Larry Allen	DAL	CB	Deion Sanders	DAL	G	Larry Allen	DAL	CB	Deion Sanders	DAL
G	Dave Szott	KC	CB	Aeneas Williams	ARI	G	Dave Szott	KC	CB	Aeneas Williams	ARI
T	Tony Boselli	JAX	S	LeRoy Butler	GB	T	Tony Boselli	JAX	S	LeRoy Butler	GB
T	Jonathan Ogden	BAL	S	Carnell Lake	PIT	T	Jonathan Ogden	BAL	S	Carnell Lake	PIT
			S								
Special Teams											
PK	Pete Stoyanovich	KC	P	Bryan Barker	JAX	PK	Pete Stoyanovich	KC	P	Bryan Barker	JAX
KR	Michael Bates	CAR	PR	Darrien Gordon	DEN	KR	Michael Bates	CAR	PR	Darrien Gordon	DEN
ST	Travis Jervey	GB				ST	Travis Jervey	GB			

# ALL-NFL TEAMS (1998-2005)

1998

Offense			Defense		
QB	Randall Cunningham	PHI	DE	Michael Strahan	NYG
RB	Jamal Anderson	ATL	DE	Reggie White	GB
RB	Terrell Davis	DEN	DT	John Randle	MIN
WR	Herman Moore	DET	DT	Dana Stubblefield	SF
WR	Randy Moss*	MIN	OLB	Chad Brown	SEA
TE	Shannon Sharpe	DEN	OLB	Mo Lewis	NYJ
C	Dermontti Dawson	PIT	ILB	Junior Seau	SD
G	Bruce Matthews	TEN	CB	Ty Law	NE
G	Randall McDaniel	MIN	CB	Deion Sanders	DAL
T	Larry Allen	DAL	S	LeRoy Butler	GB
T	Tony Boselli	JAX	S	Rodney Harrison	SD
<b>Special Teams</b>					
PK	Gary Anderson	MIN	P	Craig Hentrich	TEN
KR	Roell Preston	GB	PR	Deion Sanders	DAL
ST	Bennie Thompson	BAL			

2002

Offense			Defense		
QB	Rich Gannon	OAK	DE	Simeon Rice	TB
RB	Priest Holmes	KC	DE	Jason Taylor	MIA
RB	Ricky Williams	MIA	DT	La'Roi Glover	NO
WR	Marvin Harrison	IND	DT	Warren Sapp	TB
WR	Terrell Owens	SF	OLB	Derrick Brooks	TB
TE	Tony Gonzalez	KC	OLB	Joey Porter	PIT
C	Kevin Mawae	NYJ	ILB	Brian Urlacher	CHI
G	Alan Faneca	PIT	CB	Patrick Surtain	MIA
G	Will Shields	KC	CB	Bobby Taylor	PHI
T	Walter Jones	SEA	S	Brian Dawkins	PHI
T	Jonathan Ogden	BAL	S	Rod Woodson	PIT
<b>Special Teams</b>					
PK	Adam Vinatieri	NE	P	Todd Sauerbrun	CAR
KR	Michael Lewis	NO	PR	Santana Moss	NYJ
ST	Fred McAfee	NO			

1999

Offense			Defense		
QB	Kurt Warner	STL	DE	Kevin Carter	STL
RB	Marshall Faulk	STL	DE	Jevon Kearse*	TEN
RB	Edgerrin James*	IND	DT	Darrell Russell	OAK
WR	Cris Carter	MIN	DT	Warren Sapp	TB
WR	Marvin Harrison	IND	OLB	Derrick Brooks	TB
TE	Tony Gonzalez	KC	OLB	Kevin Hardy	JAX
C	Jeff Christy	MIN	ILB	Ray Lewis	BAL
G	Larry Allen	DAL	CB	Sam Madison	MIA
G	Bruce Matthews	TEN	CB	Charles Woodson	OAK
T	Tony Boselli	JAX	S	Carnell Lake	JAX
T	Orlando Pace	STL	S	John Lynch	TB
<b>Special Teams</b>					
PK	Olindo Mare	MIA	P	Mitch Berger	MIN
KR	Tony Horne	STL	PR	Charlie Rogers*	SEA
ST	Michael Bates	CAR			

2003

Offense			Defense		
QB	Peyton Manning	IND	DE	Leonard Little	STL
RB	Priest Holmes	KC	DE	Michael Strahan	NYG
RB	Jamal Lewis	BAL	DT	Kris Jenkins	CAR
WR	Torry Holt	STL	DT	Richard Seymour	NE
WR	Randy Moss	MIN	OLB	Keith Bulluck	TEN
TE	Tony Gonzalez	KC	OLB	Julian Peterson	SF
C	Tom Nalen	DEN	MLB	Ray Lewis	BAL
G	Steve Hutchinson	SEA	CB	Ty Law	NE
G	Will Shields	KC	CB	Chris McAlister	BAL
T	Jonathan Ogden	BAL	S	Ed Reed	BAL
T	Willie Roaf	KC	S	Roy Williams	DAL
<b>Special Teams</b>					
PK	Mike Vanderjagt	IND	P	Shane Lechler	OAK
KR	Dante Hall	KC	PR	Dante Hall	KC
ST	Alex Bannister	SEA			

2000

Offense			Defense		
QB	Rich Gannon	OAK	DE	Hugh Douglas	PHI
RB	Marshall Faulk	STL	DE	Jason Taylor	MIA
RB	Eddie George	TEN	DT	La'Roi Glover	NO
WR	Marvin Harrison	IND	DT	Warren Sapp	TB
WR	Randy Moss	MIN	OLB	Derrick Brooks	TB
TE	Tony Gonzalez	KC	OLB	Junior Seau	SD
C	Kevin Mawae	NYJ	ILB	Ray Lewis	BAL
G	Larry Allen	DAL	CB	Sam Madison	MIA
G	Bruce Matthews	TEN	CB	Samari Rolle	TEN
T	Jonathan Ogden	BAL	S	John Lynch	TB
T	Willie Roaf	NO	S	Darren Sharper	GB
<b>Special Teams</b>					
PK	Matt Stover	BAL	P	Darren Bennett	SD
KR	Derrick Mason	TEN	PR	Az-Zahir Hakim	STL
ST	Michael Bates	CAR			

2004

Offense			Defense		
QB	Peyton Manning	IND	DE	Dwight Freeney	IND
RB	Shaun Alexander	SEA	DE	Julius Peppers	CAR
RB	Curtis Martin	NYJ	DT	Richard Seymour	NE
WR	Muhsin Muhammad	CAR	DT	Kevin Williams	MIN
WR	Terrell Owens	PHI	OLB	Derrick Brooks	TB
TE	Antonio Gates	SD	OLB	Takeo Spikes	BUF
C	Kevin Mawae	NYJ	ILB	James Farrior	PIT
G	Alan Faneca	PIT	CB	Champ Bailey	DEN
G	Brian Waters	KC	CB	Lito Sheppard	PHI
T	Walter Jones	SEA	S	Brian Dawkins	PHI
T	Willie Roaf	KC	S	Ed Reed	BAL
<b>Special Teams</b>					
PK	Adam Vinatieri	NE	P	Shane Lechler	OAK
KR	Terrence McGee	BUF	PR	Eddie Drummond	DET
ST	Larry Izzo	NE			

2001

Offense			Defense		
QB	Kurt Warner	STL	DE	John Abraham	NYJ
RB	Marshall Faulk	STL	DE	Michael Strahan	NYG
RB	Curtis Martin	NYJ	DT	Sam Adams	BAL
WR	David Boston	ARI	DT	Warren Sapp	TB
WR	Terrell Owens	SF	OLB	Jason Gildon	PIT
TE	Tony Gonzalez	KC	OLB	Jamir Miller	CLE
C	Kevin Mawae	NYJ	ILB	Brian Urlacher	CHI
G	Larry Allen	DAL	CB	Ronde Barber	TB
G	Alan Faneca	PIT	CB	Aeneas Williams	STL
T	Jonathan Ogden	BAL	S	Brian Dawkins	PHI
T	Orlando Pace	STL	S	John Lynch	TB
<b>Special Teams</b>					
PK	David Akers	PHI	P	Todd Sauerbrun	CAR
KR	Steve Smith*	CAR	PR	Troy Brown	NE
ST	Michael Bates	CAR			

2005

Offense			Defense		
QB	Peyton Manning	IND	DE	Dwight Freeney	IND
RB	Tiki Barber	NYG	DE	Osi Umenyiora	NYG
RB	Shaun Alexander	SEA	DT	Rod Coleman	ATL
WR	Chad Johnson	CIN	DT	Richard Seymour	NE
WR	Steve Smith	CAR	OLB	Lance Briggs	CHI
TE	Antonio Gates	SD	OLB	Cato June	IND
C	Olin Kreutz	CHI	MLB	Brian Urlacher	CHI
G	Alan Faneca	PIT	CB	Champ Bailey	DEN
G	Steve Hutchinson	MIN	CB	Nathan Vasher	CHI
T	Willie Anderson	CIN	S	Troy Polamalu	PIT
T	Walter Jones	SEA	S	Darren Sharper	MIN
<b>Special Teams</b>					
PK	Neil Rackers	ARI	P	Brian Moorman	BUF
KR	Jerome Mathis*	HOU	PR	Antwaan Randle El	PIT
ST	David Tyree	NYG			

# ALL-NFL TEAMS (2006-2013)

## 2006

Offense			Defense		
QB	Drew Brees	NO	DE	Julius Peppers	CAR
RB	Larry Johnson	KC	DE	Jason Taylor	MIA
RB	LaDainian Tomlinson	SD	DT	Jamal Williams	SD
WR	Marvin Harrison	IND	DT	Kevin Williams	MIN
WR	Chad Johnson	CIN	OLB	Shawne Merriman	SD
TE	Antonio Gates	SD	OLB	Adalius Thomas	BAL
C	Olin Kreutz	CHI	MLB	Brian Urlacher	CHI
G	Alan Faneca	PIT	CB	Champ Bailey	DEN
G	Steve Hutchinson	MIN	CB	Rashean Mathis	JAX
T	Jammal Brown	NO	S	Ed Reed	BAL
T	Walter Jones	SEA	S	Adrian Wilson	ARI
<b>Special Teams</b>					
PK	Robbie Gould	CHI	P	Brian Moorman	BUF
KR	Justin Miller	NYJ	PR	Devin Hester*	CHI
ST	Brendon Ayanbadejo	CHI			

## 2010

Offense			Defense		
QB	Tom Brady	NE	DE	Julius Peppers	CHI
RB	Adrian Foster	HOU	DE	Justin Tuck	NYG
RB	Jamaal Charles	KC	DT	Haloti Ngata	BAL
WR	Roddy White	ATL	DT	Ndamukong Suh*	DET
WR	Reggie Wayne	IND	OLB	Clay Matthews	GB
TE	Jason Witten	DAL	OLB	James Harrison	PIT
C	Nick Mangold	NYJ	ILB	Jerod Mayo	NE
G	Jahri Evans	NO	CB	Asante Samuel	PHI
G	Chris Snee	NYG	CB	Darrelle Revis	NYJ
T	Joe Thomas	CLE	S	Troy Polamalu	PIT
T	Jake Long	MIA	S	Ed Reed	BAL
<b>Special Teams</b>					
PK	Billy Cundiff	BAL	P	Shane Lechler	OAK
KR	Leon Washington	SEA	PR	Devin Hester	CHI
ST	Eric Weems	ATL			

## 2007

Offense			Defense		
QB	Tom Brady	NE	DE	Patrick Kerney	SEA
RB	LaDainian Tomlinson	SD	DE	Jared Allen	KC
RB	Brian Westbrook	PHI	DT	Albert Haynesworth	TEN
WR	Randy Moss	NE	DT	Kevin Williams	MIN
WR	Terrell Owens	DAL	OLB	Mike Vrabel	NE
TE	Jason Witten	DAL	OLB	DeMarcus Ware	DAL
C	Jeff Saturday	IND	MLB	Patrick Willis*	SF
G	Steve Hutchinson	MIN	CB	Antonio Cromartie	SD
G	Logan Mankins	NE	CB	Asante Samuel	NE
T	Matt Light	NE	S	Ed Reed	BAL
T	Walter Jones	SEA	S	Bob Sanders	IND
<b>Special Teams</b>					
PK	Rob Bironas	TEN	P	Andy Lee	SF
KR	Josh Cribbs	CLE	PR	Devin Hester	CHI
ST	Kassim Osgood	SD			

## 2011

Offense			Defense		
QB	Aaron Rodgers	GB	DE	Jared Allen	MIN
RB	Maurice Jones-Drew	JAX	DE	Jason Pierre-Paul	NYG
RB	LeSean McCoy	PHI	DT	Haloti Ngata	BAL
WR	Calvin Johnson	DET	DT	Justin Smith	SF
WR	Wes Welker	NE	OLB	DeMarcus Ware	DAL
TE	Rob Gronkowski	NE	OLB	Terrell Suggs	BAL
C	Maurkice Pouncey	PIT	ILB	Patrick Willis	SF
G	Jahri Evans	NO	CB	Darrelle Revis	NYJ
G	Carl Nicks	NO	CB	Jonathan Joseph	HOU
T	Jason Peters	PHI	S	Troy Polamalu	PIT
T	Joe Thomas	CLE	S	Eric Weddle	SD
<b>Special Teams</b>					
PK	David Akers	SF	P	Andy Lee	SF
KR	Joe McKnight	NYJ	PR	Patrick Peterson*	ARI
ST	Matthew Slater	NE			

## 2008

Offense			Defense		
QB	Peyton Manning	IND	DE	Justin Tuck	NYG
RB	Adrian Peterson	MIN	DE	John Abraham	ATL
RB	Michael Turner	ATL	DT	Albert Haynesworth	TEN
WR	Andre Johnson	HOU	DT	Kevin Williams	MIN
WR	Larry Fitzgerald	ARI	OLB	DeMarcus Ware	DAL
TE	Tony Gonzalez	KC	OLB	James Harrison	PIT
C	Kevin Mawae	TEN	ILB	Ray Lewis	BAL
G	Chris Snee	NYG	CB	Cortland Finnegan	TEN
G	Steve Hutchinson	MIN	CB	Nnamdi Asomugha	OAK
T	Michael Roos	TEN	S	Ed Reed	BAL
T	Jordan Gross	CAR	S	Troy Polamalu	PIT
<b>Special Teams</b>					
PK	Stephen Gostkowski	NE	P	Shane Lechler	OAK
KR	Danaeal Manning	CHI	PR	Johnnie Lee Higgins	OAK
ST	Brendon Ayanbadejo	BAL			

## 2012

Offense			Defense		
QB	Peyton Manning	DEN	DE	J.J. Watt	HOU
RB	Adrian Peterson	MIN	DE	Cameron Wake	MIA
RB	Marshawn Lynch	SEA	DT	Geno Atkins	CIN
WR	Calvin Johnson	DET	DT	Vince Wilfork	NE
WR	Brandon Marshall	CHI	OLB	Von Miller	DEN
TE	Rob Gronkowski	NE	OLB	Aldon Smith	SF
C	John Sullivan	MIN	ILB	Patrick Willis	SF
G	Mike Iupati	SF	CB	Richard Sherman	SEA
G	Marshal Yanda	BAL	CB	Charles Tillman	CHI
T	Duane Brown	HOU	S	Earl Thomas	SEA
T	Ryan Clady	DEN	S	Eric Weddle	SD
<b>Special Teams</b>					
PK	Blair Walsh*	SF	P	Andy Lee	SF
KR	Jacoby Jones	BAL	PR	Leodis McKelvin	BUF
ST	Matthew Slater	NE			

## 2009

Offense			Defense		
QB	Peyton Manning	IND	DE	Jared Allen	MIN
RB	Chris Johnson	TEN	DE	Dwight Freeney	IND
RB	Adrian Peterson	MIN	DT	Kevin Williams	MIN
WR	Andre Johnson	HOU	DT	Haloti Ngata	BAL
WR	Wes Welker	NE	OLB	Elvis Dumervil	DEN
TE	Dallas Clark	IND	OLB	DeMarcus Ware	DAL
C	Nick Mangold	NYJ	ILB	Patrick Willis	SF
G	Steve Hutchinson	MIN	CB	Charles Woodson	GB
G	Jahri Evans	NO	CB	Darrelle Revis	NYJ
T	Ryan Clady	DEN	S	Darren Sharper	NO
T	Joe Thomas	CLE	S	Adrian Wilson	ARI
<b>Special Teams</b>					
PK	Nate Kaeding	SD	P	Shane Lechler	OAK
KR	Josh Cribbs	CLE	PR	DeSean Jackson	PHI
ST	Brendan Ayanbadejo	BAL			

## 2013

Offense			Defense		
QB	Peyton Manning	DEN	DE	Robert Quinn	STL
RB	Jamaal Charles	KC	DE	J.J. Watt	HOU
RB	LeSean McCoy	PHI	DT	Gerald McCoy	TB
WR	Josh Gordon	CLE	DT	Ndamukong Suh	DET
WR	Calvin Johnson	DET	OLB	Lavonte David	TB
TE	Jimmy Graham	NO	OLB	Robert Mathis	IND
C	Ryan Kalil	CAR	ILB	Luke Kuechly	CAR
G	Evan Mathis	PHI	CB	Patrick Peterson	ARI
G	Louis Vasquez	STL	CB	Richard Sherman	SEA
T	Joe Staley	SF	S	Eric Berry	KC
T	Joe Thomas	CLE	S	Eric Thomas	SEA
<b>Special Teams</b>					
PK	Justin Tucker	BAL	P	Johnny Hekker	STL
KR	Cordarrelle Patterson*	MIN	PR	Dexter McCluster	KC
ST	Justin Bethel	ARI			

# ALL-NFL TEAMS (2014-2021)

2014

Offense		Defense		
QB	Aaron Rodgers	GB	DE	Mario Williams
RB	Le'Veon Bell	PIT	DE	J.J. Watt
RB	DeMarco Murray	DAL	DT	Marcell Dareus
WR	Antonio Brown	PIT	DT	Ndamukong Suh
WR	Dez Bryant	DAL	OLB	Justin Houston
TE	Rob Gronkowski	NE	OLB	Von Miller
C	Travis Frederick	DAL	MLB	Luke Kuechly
G	Josh Sitton	GB	CB	Darrelle Revis
G	Marshal Yanda	BAL	CB	Richard Sherman
T	Tyron Smith	DAL	S	Eric Thomas
T	Joe Thomas	CLE	S	Eric Weddle
<b>Special Teams</b>				
PK	Adam Vinatieri	IND	P	Pat McAfee
KR	Adam Jones	CIN	PR	Darren Sproles
ST	Matthew Slater	NE		

2015

Offense		Defense		
QB	Cam Newton	CAR	DE	Khalil Mack
RB	Doug Martin	TB	DE	J.J. Watt
RB	Adrian Peterson	MIN	DT	Geno Atkins
WR	Antonio Brown	PIT	DT	Aaron Donald
WR	Julio Jones	ATL	OLB	Khalil Mack
TE	Rob Gronkowski	NE	OLB	Von Miller
C	Ryan Kalil	CAR	MLB	Luke Kuechly
G	Zack Martin	DAL	CB	Josh Norman
G	Marshal Yanda	BAL	CB	Patrick Peterson
T	Tyron Smith	DAL	S	Eric Berry
T	Joe Thomas	CLE	S	Tyrann Mathieu
<b>Special Teams</b>				
PK	Stephen Gostkowski	NE	P	Johnny Hekker
KR	Cordarrelle Patterson	MIN	PR	Darren Sproles
ST	Justin Bethel	ARI		

2016

Offense		Defense		
QB	Matt Ryan	ATL	DE	Jadeveon Clowney
RB	Ezekiel Elliott*	DAL	DE	Khalil Mack
RB	David Johnson	ARI	DT	Aaron Donald
WR	Antonio Brown	PIT	DT	Damon Harrison
WR	Julio Jones	ATL	OLB	Vic Beasley
TE	Travis Kelce	KC	OLB	Von Miller
C	Travis Frederick	DAL	MLB	Bobby Wagner
G	Zack Martin	DAL	CB	Marcus Peters
G	Kelechi Osemele	OAK	CB	Aqib Talib
T	Tyron Smith	DAL	S	Eric Berry
T	Joe Thomas	CLE	S	Landon Collins
<b>Special Teams</b>				
PK	Justin Tucker	BAL	P	Johnny Hekker
KR	Cordarrelle Patterson	MIN	PR	Tyreek Hill (r)
ST	Matthew Slater	NE		

2017

Offense		Defense		
QB	Tom Brady	NE	DE	Calais Campbell
RB	Le'Veon Bell	PIT	DE	Cameron Jordan
RB	Todd Gurley	LAR	DT	Aaron Donald
WR	Antonio Brown	PIT	DT	Fletcher Cox
WR	DeAndre Hopkins	HOU	OLB	Chandler Jones
TE	Rob Gronkowski	NE	OLB	Von Miller
C	Jason Kelce	PHI	MLB	Bobby Wagner
G	David DeCastro	PIT	CB	Jalen Ramsey
G	Zack Martin	DAL	CB	Xavier Rhodes
T	Lane Johnson	PHI	S	Kevin Byard
T	Andrew Whitworth	LAR	S	Harrison Smith
<b>Special Teams</b>				
PK	Greg Zuerlein	LAR	P	Johnny Hekker
KR	Pharoh Cooper	LAR	PR	Jamal Agnew*
ST	Budda Baker*	ARI		

2018

Offense		Defense		
QB	Patrick Mahomes	KC	DE	Danielle Hunter
RB	Ezekiel Elliott	DAL	DE	J.J. Watt
RB	Todd Gurley	LAR	DT	Fletcher Cox
WR	DeAndre Hopkins	HOU	DT	Aaron Donald
WR	Julio Jones	ATL	OLB	Khalil Mack
	Michael Thomas	NO		
TE	Travis Kelce	KC	OLB	Von Miller
C	Jason Kelce	PHI	MLB	Bobby Wagner
G	Zack Martin	DAL	CB	Kyle Fuller
G	Quenton Nelson*	IND	CB	Stephon Gilmore
T	David Bakhtiari	GB	S	Eddie Jackson
T	Mitchell Schwartz	KC	S	Derwin James*
<b>Special Teams</b>				
PK	Justin Tucker	BAL	P	Michael Dickson*
KR	Andre Roberts	NYJ	PR	Tarik Cohen
ST	Adrian Phillips	LAC		

2019

Offense		Defense		
QB	Lamar Jackson	BAL	DE	Danielle Hunter
RB	Derrick Henry	TEN	DE	Cameron Jordan
RB	Christian McCafferty	CAR	DT	Aaron Donald
WR	Julio Jones	ATL	DT	Cameron Heyward
WR	Michael Thomas	NO	OLB	Chandler Jones
TE	George Kittle	SF	OLB	T.J. Watt
C	Jason Kelce	PHI	MLB	Bobby Wagner
G	Quenton Nelson	IND	CB	Stephon Gilmore
G	Marshal Yanda	BAL	CB	Tre'Davious White
T	Ryan Ramczyk	NO	S	Jamal Adams
T	Ronnie Stanley	BAL	S	Minkah Fitzpatrick
<b>Special Teams</b>				
PK	Justin Tucker	BAL	P	Brett Kern
KR	Cordarrelle Patterson	CHI	PR	Deonte Harris*
ST	Matthew Slater	NE		

2020

Offense		Defense		
QB	Aaron Rodgers	GB	DE	Myles Garrett
RB	Dalvin Cook	MIN	DE	Trey Hendrickson
RB	Derrick Henry	TEN	DT	DeForest Buckner
WR	Davante Adams	GB	DT	Aaron Donald
WR	Stefon Diggs	BUF	OLB	Khalil Mack
TE	Travis Kelce	KC	OLB	T.J. Watt
C	Corey Linsley	GB	MLB	Fred Warner
G	Joel Bitonio	CLE	CB	Xavien Howard
G	Quenton Nelson	IND	CB	Jalen Ramsey
T	David Bakhtiari	GB	S	Minkah Fitzpatrick
T	Jack Conklin	CLE	S	Tyrann Mathieu
<b>Special Teams</b>				
PK	Justin Tucker	BAL	P	Jake Bailey
KR	Cordarrelle Patterson	CHI	PR	Gunner Olszewski
ST	George Odum	IND		

2021

Offense		Defense		
QB	Aaron Rodgers	GB	DE	Nick Bosa
RB	Nick Chubb	CLE	DE	Myles Garrett
RB	Jonathan Taylor	IND	DT	Aaron Donald
WR	Davante Adams	GB	DT	Cameron Heyward
WR	Cooper Kupp	LAR	OLB	Micah Parsons*
TE	Mark Andrews	BAL	OLB	T.J. Watt
C	Jason Kelce	PHI	ILB	De'Vondre Campbell
G	Joel Bitonio	CLE	CB	Trevon Diggs
G	Zack Martin	DAL	CB	Jalen Ramsey
T	Trent Williams	SF	S	Kevin Byard
T	Tristan Wirfs	TB	S	Jordan Poyer
<b>Special Teams</b>				
PK	Justin Tucker	BAL	P	A.J. Cole
KR	Braxton Berrios	NYJ	PR	Devin Duvernay
ST	J.T. Gray	NO		

# ALL-NFL TEAMS (2022-2023)

## 2022

<b>Offense</b>				<b>Defense</b>	
QB	Patrick Mahomes	KC	DE	Nick Bosa	SF
RB	Nick Chubb	CLE	DE	Myles Garrett	CLE
RB	Josh Jacobs	LV	DT	Chris Jones	KC
WR	Tyreek Hill	MIA	DT	Quinnen Williams	NYJ
WR	Justin Jefferson	MIN	OLB	Micah Parsons	DAL
TE	Travis Kelce	KC	OLB	Haason Reddick	PHI
C	Jason Kelce	PHI	MLB	Fred Warner	SF
G	Joel Bitonio	CLE	CB	Ahmad "Sauce" Gardner*	NYJ
G	Zack Martin	DAL	CB	Patrick Surtain II	DEN
T	Lane Johnson	PHI	S	Minkah Fitzpatrick	PIT
T	Trent Williams	SF	S	Talanoa Hufanga	SF
<b>Special Teams</b>					
PK	Daniel Carlson	LV	P	Tommy Townsend	KC
KR	Keisean Nixon	GB	PR	Marcus Jones	NE
ST	Jeremy Reaves	WAS			

## 2023

<b>Offense</b>				<b>Defense</b>	
QB	Lamar Jackson	BAL	DE	Myles Garrett	CLE
RB	Christian McCaffrey	SF	DE	Trey Hendrickson	CIN
RB	Kyren Williams	LAR	DT	Aaron Donald	LAR
WR	Tyreek Hill	MIA	DT	Chris Jones	KC
WR	CeeDee Lamb	DAL	OLB	Micah Parsons	DAL
TE	George Kittle	SF	OLB	T.J. Watt	PIT
C	Jason Kelce	PHI	MLB	Fred Warner	SF
G	Zack Martin	DAL	CB	DaRon Bland	DAL
G	Joe Thuney	KC	CB	Ahmad "Sauce" Gardner	NYJ
T	Penei Sewell	DET	S	Jessie Bates III	ATL
T	Trent Williams	SF	S	Kyle Hamilton	BAL
<b>Special Teams</b>					
PK	Brandon Aubrey	DAL	P	A.J. Cole	LV
KR	Keisean Nixon	GB	PR	Rashid Shaheed	NO
ST	Miles Killebrew	PIT			

\* - Also selected to PFWA All-Rookie Team in same season (since 1974)

(r) - Rookies selected to PFWA All-NFL teams (1966-73) and rookies who were not selected to PFWA All-Rookie teams (since 1974)

# ALL-NFL PLAYERS (1966-2023)

## OFFENSE (339)

### A

Davante Adams (WR; 2) ..... 2020, 21  
 Grady Alderman (T) ..... 1969-2  
 Shaun Alexander (RB; 2) ..... 2004, 05  
**Larry Allen (G/T; 6)** ..... 1996, 97, 98 (T), 99, 2000, 01  
**Marcus Allen (RB; 2)** ..... 1982\*, 85  
**Lance Alworth (WR; 2)** ..... 1968-1, 69-1  
 Jamal Anderson (RB) ..... 1998  
 Ken Anderson (QB; 3) ..... 1974-2, 75-2, 81  
 Ottis Anderson (RB) ..... 1979  
 Willie Anderson (T) ..... 2005  
 Mark Andrews (TE) ..... 2021  
 Otis Armstrong (RB) ..... 1974-1

### B

David Bakhtiari (T; 2) ..... 2018, 20  
 Tom Banks (C) ..... 1976-2  
 Tiki Barber (RB) ..... 2005  
 Harris Barton (T; 2) ..... 1992, 93  
 Mark Bavaro (TE; 2) ..... 1986, 87  
 Le'Veon Bell (RB; 2) ..... 2014, 17  
**Jerome Bettis (RB)** ..... 1993\*  
**Fred Biletnikoff (WR; 5)** ..... 1969-1, 70-2, 71-2, 72-2, 74-2  
 Joel Bitonio (G; 3) ..... 2020, 21, 22  
 Forrest Blue (C; 3) ..... 1971-1, 72-1, 73-1  
**Tony Boselli (T; 3)** ..... 1997, 98, 99  
 David Boston (WR) ..... 2001  
**Terry Bradshaw (QB)** ..... 1978  
 Tom Brady (QB; 3) ..... 2007, 10, 17  
**Cliff Branch (WR; 3)** ..... 1974-1, 75-2, 76-1  
 Drew Brees (QB) ..... 2006  
 Marlin Briscoe (WR) ..... 1970-2  
 John Brockington (RB; 2) ..... 1971-1r, 73-2  
 John Brodie (QB) ..... 1970-1  
 Antonio Brown (WR; 4) ..... 2014, 15, 16, 17  
 Bill Brown (RB) ..... 1968-2  
**Bo Brown (T; 6)** ..... 1966, 68-2, 69-1, 70-1, 71-2, 72-1  
 Duane Brown (T) ..... 2012  
 Jammal Brown (T) ..... 2006  
 Larry Brown (RB; 2) ..... 1970-1, 72-1  
 Lomas Brown (T) ..... 1995  
 Dez Bryant (WR) ..... 2014  
 Ed Budde (G) ..... 1969-2

### C

**Earl Campbell (RB; 3)** ..... 1978\*, 79, 80  
 Billy Cannon (TE) ..... 1968-2  
**Harold Carmichael (WR)** ..... 1973-1  
 Roger Carr (WR) ..... 1976-2  
**Cris Carter (WR; 2)** ..... 1994, 99  
 Pete Case (G) ..... 1968-2  
**Dave Casper (TE; 3)** ..... 1976-1, 77, 78  
 Rich Caster (TE) ..... 1975-2  
 Wes Chandler (WR) ..... 1982  
 Jamaal Charles (RB; 2) ..... 2010, 13  
 Raymond Chester (TE) ..... 1970-2  
 Todd Christensen (TE; 2) ..... 1983, 85  
 Jeff Christy (C) ..... 1999  
 Nick Chubb (RB; 2) ..... 2021, 22  
 Ryan Clady (T; 2) ..... 2009, 12  
 Dallas Clark (TE) ..... 2009  
 Dwight Clark (WR) ..... 1982  
 Ben Coates (TE; 2) ..... 1994, 95  
 Gary Collins (WR) ..... 1969-2  
 Jack Conklin (T) ..... 2020  
 Dalvin Cook (RB) ..... 2020  
 Marv Cook (TE) ..... 1991  
**Jim Covert (T; 2)** ..... 1985, 86  
 Charlie Cowan (T) ..... 1973-2  
 Roger Craig (RB) ..... 1988  
 Randy Cross (G) ..... 1981  
**Larry Csonka (RB; 3)** ..... 1971-1, 72-2, 73-2  
 Randall Cunningham (QB; 2) ..... 1990, 98  
 Bill Curry (C) ..... 1971-2  
 Isaac Curtis (WR; 3) ..... 1974-2, 75-2, 76-2

### D

**Terrell Davis (RB; 3)** ..... 1996, 97, 98  
**Dermontti Dawson (C; 5)** ..... 1994, 95, 96, 97, 98  
 David DeCastro (G) ..... 2017  
**Joe DeLamielleure (G; 6)** ..... 1975-1, 76-1, 77, 78, 79, 80  
**Eric Dickerson (RB; 5)** ..... 1983\*, 84, 86, 87, 88  
**Dan Dierdorf (T; 5)** ..... 1974-2, 75-1, 76-1, 77, 78  
 Stefon Diggs (WR) ..... 2020  
**Tony Dorsett (RB)** ..... 1981

### E

Henry Ellard (WR) ..... 1988  
 Ezekiel Elliott (RB; 2) ..... 2016\*, 17

Boomer Esiason (QB) ..... 1988  
 Jahri Evans (G; 3) ..... 2009, 10, 11

### F

Keith Fahnhorst (T) ..... 1984  
**Alan Faneca (G; 5)** ..... 2001, 02, 04, 05, 06  
**Marshall Faulk (RB; 3)** ..... 1999, 2000, 01  
**Brett Favre (QB; 3)** ..... 1995, 96, 97  
 Larry Fitzgerald (WR) ..... 2008  
 Ed Flanagan (C) ..... 1970-2  
 Chuck Foreman (RB; 3) ..... 1974-2, 75-1, 76-2  
 Adrian Foster (RB) ..... 2010  
 Barry Foster (RB) ..... 1992  
**Dan Fouts (QB; 2)** ..... 1979, 82  
 Bill Fralic (G) ..... 1987  
 Russ Francis (TE) ..... 1976-2  
 Travis Frederick (C; 2) ..... 2014, 16  
 Antonio Freeman (WR) ..... 1998

### G

Roman Gabriel (QB) ..... 1969-2  
 Rich Gannon (QB; 2) ..... 2000, 02  
 Antonio Gates (TE; 3) ..... 2004, 05, 06  
 Eddie George (RB) ..... 2000  
 John Gilliam (WR) ..... 1973-2  
 Gale Gillingham (G; 3) ..... 1970-2, 71-2, 73-2  
**Tony Gonzalez (TE; 6)** ..... 1999, 2000, 01, 02, 03, 08  
 Dick Gordon (WR) ..... 1970-1  
 Josh Gordon (WR) ..... 2013  
 Jimmy Graham (TE) ..... 2013  
 Leon Gray (T; 3) ..... 1978, 79, 80  
 Mel Gray (WR) ..... 1975-1  
 Roy Green (WR; 2) ..... 1983, 84  
**Forrest Gregg (T)** ..... 1966  
**Bob Griese (QB; 2)** ..... 1971-1, 77  
**Russ Grimm (G; 4)** ..... 1983, 84, 85, 86  
 Rob Gronkowski (TE; 5) ..... 2011, 12, 14, 15, 17  
 Jordan Gross (T) ..... 2008  
 Todd Gurley (RB; 2) ..... 2017, 18

### H

John Hadl (QB) ..... 1973-1  
**John Hannah (G; 9)** ..... 1976-1, 78, 79, 80, 81, 82, 83, 84, 85  
 Dennis Harrah (G) ..... 1986  
**Franco Harris (RB; 3)** ..... 1975-2, 76-2, 77  
**Marvin Harrison (WR; 4)** ..... 1999, 2000, 02, 06  
 Len Hauss (C; 2) ..... 1972-2, 73-2  
**Bob Hayes (SE)** ..... 1966  
 Derrick Henry (RB; 2) ..... 2019, 20  
**Gene Hickerson (G; 3)** ..... 1968-1, 69-1, 70-1  
 Jay Hilgenberg (C; 2) ..... 1988, 89  
 Calvin Hill (RB; 2) ..... 1969-1r, 73-1  
**Winston Hill (T; 2)** ..... 1970-2, 72-2  
 Tyreek Hill (WR; 2) ..... 2022, 23  
 Priest Holmes (RB; 2) ..... 2002, 03  
 Torry Holt (WR) ..... 2003  
 DeAndre Hopkins (WR; 2) ..... 2017, 18  
 Kent Hull (C; 2) ..... 1990, 91  
**Steve Hutchinson (G; 6)** ..... 2003, 05, 06, 07, 08, 09

### I

**Michael Irvin (WR)** ..... 1991  
 Mike Iupati (G) ..... 2012

### J

Harold Jackson (WR; 2) ..... 1972-2, 73-1  
 Lamar Jackson (QB; 2) ..... 2019, 23  
 Keith Jackson (TE; 3) ..... 1988\*, 89, 90  
 Josh Jacobs (RB) ..... 2022  
 Joe Jacoby (T; 2) ..... 1983, 84  
**Edgerrin James (RB)** ..... 1999\*  
 John Jefferson (WR; 2) ..... 1979, 80  
 Justin Jefferson (WR) ..... 2022  
 Haywood Jeffries (WR) ..... 1991  
 Alfred Jenkins (WR) ..... 1981  
**Andre Johnson (WR; 2)** ..... 2008, 09  
 Lane Johnson (T) ..... 2022  
 Bob Johnson (C) ..... 1975-2  
**Calvin Johnson (WR; 3)** ..... 2011, 12, 13  
 Chad Johnson (WR; 2) ..... 2005, 06  
 Chris Johnson (RB) ..... 2009  
 David Johnson (WR) ..... 2016  
 Lane Johnson (T) ..... 2017  
 Larry Johnson (RB) ..... 2006  
 Ron Johnson (RB; 2) ..... 1970-1, 72-2  
 Bert Jones (QB) ..... 1976-1  
 Julio Jones (WR; 4) ..... 2015, 16, 18, 19  
**Walter Jones (T; 5)** ..... 2002, 04, 05, 06, 07  
 Maurice Jones-Drew (RB) ..... 2011

### K

Ryan Kalil (C; 2) ..... 2013, 14  
 Jason Kelce (C; 6) ..... 2017, 18, 19, 21, 22, 23

Travis Kelce (TE; 4) ..... 2016, 18, 20, 22  
**Jim Kelly (QB)** ..... 1991  
**Leroy Kelly (RB; 4)** ..... 1966, 68-1, 69-2, 71-2  
 Mike Kenn (T; 2) ..... 1980, 81  
 George Kittle (TE; 2) ..... 2019, 23  
**Jerry Kramer (G)** ..... 1966  
 Olin Kreutz (C; 2) ..... 2005, 06  
 Bob Kuechenberg (G) ..... 1975-2  
 George Kunz (T; 3) ..... 1973-2, 75-2, 76-2  
 Cooper Kupp (WR) ..... 2021  
 Ted Kwalick (TE; 2) ..... 1971-2, 72-2

### L

Jim Lachey (T; 2) ..... 1990, 91  
 CeeDee Lamb (WR) ..... 2023  
 Daryle Lamonica (QB; 2) ..... 1969-1, 72-2  
 McArthur Lane (RB) ..... 1970-2  
**Jim Langer (C; 4)** ..... 1974-1, 75-1, 76-1, 77  
**Steve Largent (WR; 2)** ..... 1985, 87  
 Jamal Lewis (RB) ..... 2003  
 Matt Light (T) ..... 2017  
 Corey Linsley (C) ..... 2020  
 Louis Lipps (WR) ..... 1985  
**Floyd Little (RB; 3)** ..... 1969-2, 70-2, 71-2  
**Larry Little (G; 6)** ..... 1971-1, 72-1, 73-1, 74-1, 75-1, 77  
**James Lofton (WR; 3)** ..... 1980, 81, 83  
 Jake Long (T) ..... 2010  
 Marshawn Lynch (RB) ..... 2012

### M

**Tom Mack (G; 6)** ..... 1969-2, 70-2, 71-2, 73-2, 74-1, 75-2  
**John Mackey (TE; 2)** ..... 1966, 68-1  
 Patrick Mahomes (QB; 2) ..... 2018, 22  
 Nick Mangold (C; 2) ..... 2009, 10  
 Logan Mankins (G) ..... 2007  
**Peyton Manning (QB; 7)** ..... 2003, 04, 05, 08, 09, 12, 13  
 Bobby Maples (C) ..... 1974-2  
**Dan Marino (QB; 3)** ..... 1984, 85, 86  
 Brandon Marshall (WR) ..... 2012  
**Curtis Martin (RB; 2)** ..... 2001, 04  
 Doug Martin (RB) ..... 2015  
 Zack Martin (G; 7) ..... 2015, 16, 17, 18, 21, 22, 23  
 Evan Mathis (G) ..... 2013  
**Bruce Matthews (G; 6)** ..... 1988, 90, 92, 93, 98, 2000  
**Kevin Mawae (C; 5)** ..... 2000, 01, 02, 04, 08  
 Christian McCaffery (RB; 2) ..... 2019, 23  
 LeSean McCoy (RB; 2) ..... 2011, 13  
 Lawrence McCutcheon (RB) ..... 1974-2  
**Randall McDaniel (G; 6)** ..... 1992, 93, 94, 95, 96, 98  
 Reggie McKenzie (G; 2) ..... 1973-1, 74-2  
 Clifton McNeil (SE) ..... 1968-1  
 Freeman McNeil (RB) ..... 1982  
 Terry Metcalf (RB) ..... 1975-2  
**Ron Mix (T)** ..... 1968-2  
**Art Monk (WR)** ..... 1984  
**Joe Montana (QB; 2)** ..... 1987, 88  
 Herman Moore (WR; 2) ..... 1995, 97  
 Nat Moore (WR) ..... 1977  
 Rob Moore (WR) ..... 1997  
 Earl Morrall (QB) ..... 1968-2  
 Joe Morris (RB) ..... 1986  
**Randy Moss (WR; 4)** ..... 1998\*, 2000, 03, 07  
 Howard Mudd (G) ..... 1968-1  
 Muhsin Muhammad (WR) ..... 2014  
**Mike Munchak (G; 3)** ..... 1987, 89, 91  
**Anthony Muñoz (T; 9)** ..... 1981, 82, 83, 85, 86, 87, 88, 89, 90  
 DeMarco Murray (RB) ..... 2014

### N

Tom Nalen (C) ..... 2003  
**Joe Namath (QB; 2)** ..... 1968-1, 72-1  
 Ralph Neely (T; 2) ..... 1968-1, 69-2  
 Quenton Nelson (G; 3) ..... 2018\*, 19, 20  
 Tom Newberry (G; 2) ..... 1988, 89  
**Ozzie Newsome (TE; 2)** ..... 1979, 84  
 Cam Newton (QB) ..... 2015  
 Nate Newton (G; 2) ..... 1994, 95  
 Carl Nicks (G) ..... 2011  
 John Niland (G; 2) ..... 1971-1, 72-2  
 Jay Novacek (TE) ..... 1992

### O

Riley Odoms (TE; 2) ..... 1973-2, 74-1  
**Jonathan Ogden (T; 5)** ..... 1997, 2000, 01, 02, 03  
 Christian Okoye (RB) ..... 1989  
 Kelechi Osemele (G) ..... 2016  
**Jim Otto (C; 2)** ..... 1968-2, 69-2  
**Terrell Owens (WR; 4)** ..... 2001, 02, 04, 07

### P

**Orlando Pace (T; 2)** ..... 1999, 2001  
**Walter Payton (RB; 6)** ..... 1976-1, 77, 78, 80, 84, 85

# ALL-NFL PLAYERS (1966-2023)

<b>Drew Pearson (WR; 3)</b> .....	1974-1, 76-1, 77
Jason Peters (T).....	2011
Adrian Peterson (RB; 4).....	2008, 09, 12, 15
Carl Pickens (WR).....	1996
Maurkice Pouncey (C).....	2011
Marvin Powell (T; 3).....	1979, 81, 82
<b>R</b>	
Ryan Ramczyk (T).....	2019
<b>Jerry Rice (WR; 10)</b> .....	1986, 87, 88, 89, 90, 92, 93, 94, 95, 96
Willie Richardson (FL).....	1968-2
<b>John Riggins (RB)</b> .....	1983
Andre Rison (WR).....	1990
<b>Willie Roaf (T; 6)</b> .....	1994, 95, 96, 2000, 03, 04
Paul Robinson (RB).....	1968-2
Aaron Rodgers (QB; 4).....	2011, 14, 20, 21
Michael Roos (T).....	2008
Matt Ryan (QB).....	2016
<b>S</b>	
<b>Barry Sanders (RB; 7)</b> .....	1989*, 90, 91, 94, 95, 96, 97
<b>Charlie Sanders (TE; 2)</b> .....	1970-1, 71-1
Jeff Saturday (C).....	2007
George Sauer (SE).....	1968-2
<b>Gale Sayers (RB; 3)</b> .....	1966, 68-1, 69-1
Mitchell Schwartz (T).....	2018
Penei Sewell (T).....	2023
<b>Shannon Sharpe (TE; 4)</b> .....	1993, 96, 97, 98
Sterling Sharpe (WR; 3).....	1989, 92, 93
<b>Art Shell (T; 3)</b> .....	1974-1, 75-2, 77
<b>Will Shields (G; 2)</b> .....	2002, 03
<b>O.J. Simpson (RB; 5)</b> .....	1972-1, 73-1, 74-1, 75-1, 76-1
Billy Sims (RB).....	1981
Brian Sipe (QB).....	1980
Josh Sitton (G).....	2014
<b>Emmitt Smith (RB; 4)</b> .....	1992, 93, 94, 95
Jerry Smith (TE).....	1969-1
Steve Smith (WR).....	2005
Tyron Smith (T; 3).....	2014, 15, 16
Chris Sneer (G; 2).....	2008, 10
<b>Ken Stabler (QB; 2)</b> .....	1974-1, 76-2
Joe Staley (T).....	2013
Ronnie Stanley (T).....	2019
John Stallworth (WR).....	1979
<b>Bart Starr (QB)</b> .....	1966
<b>Roger Staubach (QB)</b> .....	1971-2
<b>Dwight Stephenson (C; 5)</b> .....	1983, 84, 85, 86, 87
Pat Studstill (FL).....	1966
John Sullivan (C).....	2012
<b>Lynn Swann (WR; 2)</b> .....	1975-1, 78
Dave Szott (G).....	1997
<b>T</b>	
<b>Fran Tarkenton (QB; 3)</b> .....	1970-2, 73-2, 75-1
Jonathan Taylor (RB).....	2021
Joe Theismann (QB).....	1983
<b>Joe Thomas (T; 7)</b> .....	2009, 10, 11, 13, 14, 15, 16
Michael Thomas (WR; 2).....	2018, 19
<b>Thurman Thomas (RB; 2)</b> .....	1990, 91
Joe Thuney (G).....	2023
<b>Mick Tingelhoff (C; 4)</b> .....	1966, 68-1, 69-1, 70-1
<b>LaDainian Tomlinson (RB; 2)</b> .....	2006, 07
Al Toon (WR).....	1986
Bob Trumpy (TE).....	1969-2
Bob Tucker (TE).....	1972-1
Michael Turner (RB).....	2008
Jim Tyrer (T; 3).....	1969-1, 70-1, 71-2
<b>U</b>	
<b>Gene Upshaw (G; 7)</b> .....	1968-2, 69-1, 70-1, 72-1, 74-2, 76-2, 77
<b>V</b>	
Bruce Van Dyke (G).....	1972-2
Louis Vasquez (G).....	2013
Bob Vogel (T).....	1968-1
<b>W</b>	
Wesley Walker (WR).....	1978
Steve Wallace (T).....	1992
Paul Warfield (WR; 3).....	1969-2, 71-1, 73-2
<b>Kurt Warner (QB; 2)</b> .....	1999, 2001
Gene Washington (WR; 3).....	1970-1, 71-2, 72-1
Brian Waters (G).....	2004
Reggie Wayne (WR).....	2010
Richmond Webb (T).....	1994
<b>Mike Webster (C; 5)</b> .....	1978, 79, 80, 81, 82
Wes Welker (WR; 2).....	2009, 11
Brian Westbrook (RB).....	2007
Charles White (RB).....	1987
Ed White (G).....	1976-2
Roddy White (WR).....	2010
Andrew Whitworth (T).....	2017
Doug Wilkerson (G).....	1982

Erik Williams (T).....	1993
Kyren Williams (RB).....	2023
Ricky Williams (RB).....	2002
Trent Williams (T; 3).....	2021, 22, 23
<b>Kellen Winslow (TE; 3)</b> .....	1980, 81, 82
Tristan Wirfs (T).....	2021
Steve Wisniewski (G; 4).....	1990, 91, 92, 93
Jason Witten (TE; 2).....	2007, 10
John Wooten (G).....	1966
<b>Rayfield Wright (T; 5)</b> .....	1971-1, 72-1, 73-1, 74-2, 76-2
<b>Y</b>	
Marshal Yanda (G; 4).....	2012, 14, 15, 19
<b>Ron Yary (T; 7)</b> .....	1970-2, 71-1, 72-2, 73-1, 74-1, 75-1, 76-1
Charle Young (TE; 3).....	1973-1r, 74-2, 75-1
<b>Steve Young (QB; 3)</b> .....	1992, 93, 94
<b>Z</b>	
<b>Gary Zimmerman (T; 4)</b> .....	1987, 88, 89, 96

## DEFENSE (354)

<b>A</b>	
John Abraham (DE; 2).....	2001, 08
Jamal Adams (S).....	2019
Sam Adams (DT).....	2001
<b>Herb Adderley (CB; 2)</b> .....	1966, 69-2
Jared Allen (DE; 3).....	2007, 09, 11
Lyle Alzado (DE).....	1977
Dick Anderson (SS/S; 3).....	1972-1 (S), 73-1, 74-2
Jesse Armstrong (OLB).....	1997
Nnamdi Asomugha (CB).....	2008
Geno Atkins (DT; 2).....	2012, 15
<b>Steve Atwater (S; 2)</b> .....	1991, 92
<b>B</b>	
Coy Bacon (DE; 2).....	1972-2, 76-2
<b>Champ Bailey (CB; 3)</b> .....	2004, 05, 06
Al Baker (DE).....	1978*
Jerry Ball (DT).....	1991
Carl Banks (OLB).....	1987
Chip Banks (OLB).....	1983
Gary Barbaro (S).....	1981
<b>Ronde Barber (CB)</b> .....	2001
<b>Lon Barney (CB; 3)</b> .....	1968-1, 69-1, 73-2
Jessie Bates III (S).....	2023
Vic Beasley (OLB).....	2016
<b>Bobby Bell (OLB; 3)</b> .....	1969-1, 70-1, 71-2
Cornelius Bennett (OLB).....	1988
Bill Bergey (MLB; 3).....	1974-1, 76-2, 77
Eric Berry (S; 3).....	2013, 15, 16
Doug Betters (DE).....	1983
Verlon Biggs (DE).....	1972-2
DaRon Bland (CB).....	2023
<b>Mel Blount (CB; 2)</b> .....	1975-1, 81
Nick Bosa (DE; 2).....	2021, 22
Bobby Boyd (CB; 2).....	1966, 68-1
Bill Bradley (S/F/S; 3).....	1971-1, 72-1, 73-2 (FS)
<b>Robert Brazile (OLB; 4)</b> .....	1976-1, 78, 79, 80
Lance Briggs (OLB).....	2005
<b>Derrick Brooks (OLB; 4)</b> .....	1999, 2000, 02, 04
Larry Brooks (DT).....	1977
Chad Brown (OLB; 2).....	1996, 98
Jerome Brown (DT).....	1991
Mike Brown (CB).....	1971-1
<b>Willie Brown (CB; 5)</b> .....	1968-2, 69-1, 70-1, 72-1, 73-1
Joey Browner (S; 3).....	1987, 88, 90
Bobby Bryant (CB).....	1975-2
<b>Buck Buchanan (DT)</b> .....	1968-2
Willie Buchanon (CB).....	1978
DeForest Buckner (DT).....	2020
Keith Bulluck (OLB).....	2003
<b>Nick Buoniconti (MLB)</b> .....	1972-2
<b>Dick Butkus (MLB; 5)</b> .....	1968-1, 69-1, 70-1, 71-2, 72-1
<b>LeRoy Butler (S; 4)</b> .....	1993, 96, 97, 98
Kevin Byard (S; 2).....	2017, 21
<b>C</b>	
Calais Campbell (DE).....	2017
De'Vondre Campbell (ILB).....	2021
Kevin Carter (DE).....	1999
Michael Carter (NT).....	1987
Tom Casanova (S).....	1976-2
Wally Chambers (DT; 2).....	1975-2, 76-1
Deron Cherry (S).....	1988
Ray Childress (DT; 2).....	1990, 92
Jadeveon Clowney (DE).....	2016
Rod Coleman (DT).....	2005
Landon Collins (S).....	2016
Shane Conlan (ILB).....	1988
Fletcher Cox (DT; 2).....	2017, 18

Antonio Cromartie (CB).....	2007
Nolan Cromwell (FS/S; 3).....	1980, 81 (S), 82
<b>Curley Culp (DT; 2)</b> .....	1971-2, 75-1
Mike Curtis (OLB).....	1968-1
<b>D</b>	
Thom Darden (S/FS; 2).....	1976-2 (S), 78 (FS)
Marcell Dareus (DT).....	2014
Lavonte David (OLB).....	2013
Eric Davis (CB).....	1995
<b>Willie Davis (DE)</b> .....	1966
<b>Brian Dawkins (S; 3)</b> .....	2001, 02, 04
<b>Fred Dean (DE)</b> .....	1981
<b>Richard Dent (DE)</b> .....	1985
Trevon Diggs (CB).....	2021
Hanford Dixon (CB; 2).....	1986, 87
<b>Chris Doleman (DE; 2)</b> .....	1989, 92
Aaron Donald (DT; 8).....	2015, 16, 17, 18, 19, 20, 21, 23
Hugh Douglas (DE).....	2000
Michael Downs (FS).....	1984
Dave Duerson (S).....	1986
Elvis Dumervil (OLB).....	2009
John Dutton (DE; 2).....	1975-2, 76-2
<b>E</b>	
<b>Kenny Easley (SS/S; 3)</b> .....	1983, 84, 85 (S)
Joe Ehrmann (DT).....	1976-2
Cleveland Elam (DT).....	1977
<b>Carl Eller (DE; 5)</b> .....	1968-1, 69-1, 70-1, 71-1, 73-2
John Elliott (DT; 2).....	1969-2, 70-2
Ken Ellis (CB; 2).....	1972-2, 73-2
Doug English (DT).....	1983
<b>F</b>	
James Farrior (ILB).....	2004
Gary Fencik (SS).....	1979
Cortland Finnegan (CB).....	2008
Minkah Fitzpatrick (S; 3).....	2019, 20, 22
<b>Dwight Freeney (DE; 3)</b> .....	2004, 05, 09
David Fulcher (S).....	1989
Kyle Fuller (CB).....	2018
<b>G</b>	
Ahmad "Sauce" Gardner (CB; 2).....	2022*, 23
Myles Garrett (DE; 4).....	2020, 21, 22, 23
Mark Gastineau (DE; 2).....	1982, 84
Jason Gildon (OLB).....	2001
Stephon Gilmore (CB; 2).....	2018, 19
La'Roi Glover (DT; 2).....	2000, 02
<b>Randy Gradishar (MLB; 2)</b> .....	1978, 79
Jerry Gray (CB).....	1989
Dave Grayson (S; 2).....	1969-1, 70-2
Cornell Green (CB).....	1968-2
<b>Darrell Green (CB)</b> .....	1991
Gary Green (CB).....	1983
Hugh Green (OLB).....	1982
<b>Joe Greene (DT; 6)</b> .....	1971-2, 72-1, 73-1, 74-1, 75-2, 79
<b>Kevin Greene (OLB; 2)</b> .....	1994, 96
Tony Greene (FS).....	1974-1
L.C. Greenwood (DE; 2).....	1974-1, 75-1
Jack Gregory (DE).....	1972-1
<b>H</b>	
<b>Charles Haley (OLB/DE; 2)</b> .....	1990 (OLB), 94 (DE)
<b>Jack Ham (OLB; 8)</b> .....	1972-2, 73-2, 74-1, 75-1, 76-1, 77, 78, 79
Kyle Hamilton (S).....	2023
<b>Dan Hampton (DT)</b> .....	1982
<b>Chris Hanburger (OLB; 4)</b> .....	1972-2, 73-2, 74-2, 75-2
Merton Hanks (S).....	1995
Cedrick Hardman (DE).....	1971-2
<b>Cliff Harris (S/FS; 4)</b> .....	1975-2 (S), 76-1 (S), 77 (FS), 78 (FS)
Tim Harris (OLB).....	1989
Damon Harrison (DT).....	2016
James Harrison (OLB; 2).....	2008, 10
Rodney Harrison (S).....	1998
Tommy Hart (DE).....	1976-1
Lester Hayes (CB; 2).....	1980, 84
<b>Mark Haynes (CB)</b> .....	1982
Mike Haynes (CB; 4).....	1976-2, 78, 84, 85
Albert Haynesworth (DT; 2).....	2007, 08
<b>Ted Hendricks (OLB; 4)</b> .....	1971-1, 74-1, 76-2, 80
Trey Hendrickson (DE; 2).....	2020, 23
Cameron Heyward (DT; 2).....	2019, 21
Wes Hopkins (S).....	1985
Justin Houston (OLB).....	2014
<b>Ken Houston (S/SS; 6)</b> .....	1971-2, 72-2, 73-2 (SS), 74-1 (SS), 75-1, 76-1
Xavier Howard (CB).....	2020
<b>Chuck Howley (OLB; 5)</b> .....	1966, 68-2, 69-2, 70-1, 71-2
Talanoa Hufanga (S).....	2022
<b>Claude Humphrey (DE; 4)</b> .....	1971-2, 72-1, 73-1, 74-2
Danielle Hunter (DE; 2).....	2018, 19



# ALL-NFL PLAYERS (1966-2023)

<b>I</b>	LeRoy Irvin (CB) .....	1986
<b>J</b>	Eddie Jackson (S) .....	2018
	Monte Jackson (CB; 2) .....	1976-1, 77
	Rich Jackson (DE; 2) .....	1969-2, 70-1
	<b>Rickey Jackson (OLB)</b> .....	<b>1992</b>
	Tom Jackson (OLB) .....	1977
	Derwin James (S) .....	2018*
	Robert James (CB) .....	1974-1
	Kris Jenkins (DT) .....	2003
	Gary Johnson (DT; 2) .....	1980, 81
	<b>Jim Johnson (CB; 4)</b> .....	<b>1969-2, 70-1, 71-1, 72-1</b>
	Pepper Johnson (ILB) .....	1990
	Chandler Jones (MLB; 2) .....	2017, 19
	Chris Jones (DT; 2) .....	2022, 23
	<b>David Jones (DE; 4)</b> .....	<b>1966, 68-1, 69-1, 70-2</b>
	Henry Jones (S) .....	1992
	Rulon Jones (DE) .....	1986
	Cameron Jordan (DE; 2) .....	2017, 19
	Lee Roy Jordan (MLB) .....	1973-1
	Jonathan Joseph (CB) .....	2011
	Seth Joyner (OLB; 2) .....	1991, 93
	Cato June (OLB) .....	2005
	E.J. Junior (ILB) .....	1984
<b>K</b>	Kevin Kearse (DE) .....	1999*
	Louis Kelcher (DT) .....	1978
	<b>Cortez Kennedy (DT; 2)</b> .....	<b>1992, 93</b>
	Patrick Kerney (DE) .....	2007
	Levon Kirkland (ILB) .....	1997
	<b>Joe Klecko (DE/NT; 2)</b> .....	<b>1981 (DE), 85 (NT)</b>
	<b>Paul Krause (S)</b> .....	<b>1975-1</b>
	Tim Krumrie (NT) .....	1988
	Luke Kuechly (MLB/ILB; 3) .....	2013 (ILB), 14, 15
<b>L</b>	Carnell Lake (S; 2) .....	1997, 99
	<b>Jack Lambert (MLB; 6)</b> .....	<b>1975-1, 76-1, 80, 81, 82, 83</b>
	<b>Willie Lanier (MLB; 5)</b> .....	<b>1970-2, 71-1, 73-2, 74-2, 75-2</b>
	<b>Ty Law (S; 2)</b> .....	<b>1998, 2003</b>
	Rolland Lawrence (CB) .....	1977
	<b>Dick LeBeau (CB)</b> .....	<b>1970-2</b>
	Carl Lee (CB) .....	1988
	Albert Lewis (CB; 2) .....	1989, 90
	Mo Lewis (OLB) .....	1998
	<b>Ray Lewis (ILB/MLB; 4)</b> .....	<b>1999, 2000, 03 (MLB), 08</b>
	Bob Lilly (DT; 6) .....	1966, 68-1, 69-1, 70-2, 71-1, 72-2
	Leonard Little (DE) .....	2003
	Greg Lloyd (OLB; 3) .....	1993, 94, 95
	Carl Lockhart (S) .....	1970-2
	Jerry Logan (S) .....	1968-2
	<b>Howie Long (DE; 3)</b> .....	<b>1983, 84, 85</b>
	<b>Ronnie Lott (S/CB; 7)</b> .....	<b>1981 (CB)*, 83 (CB), 86, 87, 89, 90, 91</b>
	<b>John Lynch (S; 3)</b> .....	<b>1999, 2000, 01</b>
<b>M</b>	Khalil Mack (OLB/DE; 5) .....	2015 (DE & OLB), 16 (DE), 18, 20
	Sam Madison (CB; 2) .....	1999, 2001
	Dexter Manley (DE) .....	1986
	Jim Marsalis (CB) .....	1970-2
	Wilber Marshall (OLB; 2) .....	1986, 92
	Harvey Martin (DE) .....	1977
	Rod Martin (OLB) .....	1984
	Tyrann Mathieu (S; 2) .....	2015, 20
	Rashean Mathis (CB) .....	2006
	Robert Mathis (OLB) .....	2013
	Clay Matthews (OLB) .....	2010
	Jerrold Mayo (ILB) .....	2010
	Chris McAlister (CB) .....	2003
	Gerald McCoy (DT) .....	2013
	Chester McClockton (DT; 2) .....	1994, 95
	<b>Steve McMichael (DT; 2)</b> .....	<b>1986, 87</b>
	Audray McMillian (CB) .....	1992
	Eddie Meador (S; 2) .....	1968-2, 69-2
	Karl Mecklenburg (ILB; 3) .....	1985, 86, 89
	John Mendenhall (DT) .....	1974-2
	Shawne Merriman (OLB) .....	2006
	Keith Millard (DT; 2) .....	1988, 89
	Fred Miller (DT) .....	1968-2
	Jamir Miller (OLB) .....	2001
	Von Miller (OLB; 6) .....	2012, 14, 15, 16, 17, 18
	<b>Sam Mills (ILB; 3)</b> .....	<b>1991, 92, 96</b>
	Frank Minnifield (CB; 2) .....	1987, 88
	John Mobley (OLB) .....	1997
	Mark Murphy (FS) .....	1983
<b>N</b>	Paul Naumoff (OLB) .....	1970-2
	Haloti Ngata (DT; 3) .....	2009, 10, 11
	Hardy Nickerson (ILB) .....	1993
	<b>Ray Nitschke (MLB; 2)</b> .....	<b>1966, 69-2</b>
	Tommy Nobis (MLB) .....	1968-2
	Josh Norman (CB) .....	2015
<b>O</b>	<b>Merlin Olsen (DT; 5)</b> .....	<b>1966, 68-1, 69-1, 70-1, 74-2</b>
	Gus Otto (OLB) .....	1970-2
<b>P</b>	<b>Alan Page (DT; 8)</b> .....	<b>1969-2, 70-1, 71-1, 72-2, 73-1, 74-1, 75-1, 76-2</b>
	Lemar Parrish (CB; 3) .....	1974-2, 79, 80
	Micah Parsons (OLB; 3) .....	2021*, 22, 23
	Bryce Paup (OLB) .....	1995
	<b>Julius Peppers (DE; 3)</b> .....	<b>2004, 06, 10</b>
	Michael Dean Perry (DT; 2) .....	1989, 90
	Marcus Peters (CB) .....	2016
	Julian Peterson (OLB) .....	2003
	Patrick Peterson (CB; 2) .....	2013, 15
	Gerry Philbin (DE; 2) .....	1968-2, 69-2
	Jason Pierre-Paul (DE) .....	2011
	<b>Troy Polamalu (S; 4)</b> .....	<b>2005, 08, 10, 11</b>
	Joey Porter (OLB) .....	2002
	Jordan Poyer (S) .....	2021
<b>Q</b>	Robert Quinn (DE) .....	2013
<b>R</b>	Jalen Ramsey (CB; 3) .....	2017, 20, 21
	<b>John Randle (DT; 6)</b> .....	<b>1993, 94, 95, 96, 97, 98</b>
	Haason Reddick (OLB) .....	2022
	<b>Ed Reed (S; 6)</b> .....	<b>2003, 04, 06, 07, 08, 10</b>
	Mike Reid (DT; 2) .....	1972-1, 73-2
	Mike Reinfeldt (FS) .....	1979
	<b>Mel Renfro (CB/S; 4)</b> .....	<b>1969-2 (S), 71-2, 72-2, 73-1</b>
	<b>Darrelle Revis (CB; 4)</b> .....	<b>2009, 10, 11, 14</b>
	Xavier Rhodes (CB) .....	2017
	Simeon Rice (DE) .....	2002
	<b>Ken Riley (CB; 2)</b> .....	<b>1975-2, 76-2</b>
	Isiah Robertson (OLB; 4) .....	1973-1, 74-2, 75-2, 76-2
	<b>Dave Robinson (OLB; 2)</b> .....	<b>1968-2, 69-2</b>
	Eugene Robinson (S) .....	1993
	Jerry Robinson (OLB) .....	1981
	<b>Johnny Robinson (S)</b> .....	<b>1970-1</b>
	Samari Rolle (CB) .....	2000
	Andy Russell (OLB; 2) .....	1972-2, 75-1
	Darrell Russell (DE; 2) .....	1998, 99
<b>S</b>	Asante Samuel (CB; 2) .....	2007, 10
	Bob Sanders (S) .....	2007
	<b>Leonard Sanders (CB; 6)</b> .....	<b>1991, 93, 94, 96, 97, 98</b>
	<b>Warren Sapp (DT; 4)</b> .....	<b>1999, 2000, 01, 02</b>
	Jake Scott (S/FS; 4) .....	1971-2, 72-2, 73-1 (FS), 75-2
	<b>Junior Seau (ILB/OLB; 6)</b> .....	<b>1992, 93, 94, 95, 98, 2000 (OLB)</b>
	<b>Lee Roy Selmon (DE; 3)</b> .....	<b>1979, 80, 82</b>
	<b>Richard Seymour (DT; 3)</b> .....	<b>2003, 04, 05</b>
	Darren Sharper (S; 3) .....	2000, 05, 09
	<b>Donnie Shell (SS; 2)</b> .....	<b>1980, 82</b>
	Lito Sheppard (CB) .....	2004
	Jerry Sherk (DT) .....	1976-1
	Richard Sherman (CB; 3) .....	2012, 13, 14
	Clyde Simmons (DE) .....	1991
	<b>Mike Singletary (ILB; 6)</b> .....	<b>1984, 85, 86, 87, 88, 89</b>
	Al Smith (ILB) .....	1991
	Aldon Smith (OLB) .....	2012
	<b>Bruce Smith (DE; 8)</b> .....	<b>1987, 88, 90, 93, 94, 95, 96, 97</b>
	Bubba Smith (DE; 3) .....	1968-2, 70-2, 71-1
	Harrison Smith (S) .....	2017
	Justin Smith (DT) .....	2011
	Neil Smith (DE) .....	1983
	Paul Smith (DT) .....	1973-2
	Chris Spellman (ILB) .....	1994
	Takeo Spikes (OLB) .....	2004
	Bill Stanfill (DE; 2) .....	1973-1, 74-2
	Art Still (DE) .....	1980
	Michael Strahan (DE; 4) .....	1997, 98, 2001, 03
	Dana Stubblefield (DT) .....	1997
	Terrelluggs (OLB) .....	2011
	Ndamukong Suh (DT; 3) .....	2010*, 13, 14
	Patrick Surtain (CB) .....	2002
	Patrick Surtain II (CB) .....	2022
	Pat Swilling (OLB) .....	1991
<b>T</b>	Aqib Talib (CB) .....	2016
	Jack Tatum (FS) .....	1974-2
	Bobby Taylor (CB) .....	2002
	Jason Taylor (DE; 3) .....	2000, 02, 06
	<b>Lawrence Taylor (OLB; 8)</b> .....	<b>1981*, 82, 83, 84, 85, 86, 88, 89</b>
	Adalius Thomas (OLB) .....	2006
	<b>Derrick Thomas (OLB)</b> .....	<b>1990</b>
	Earl Thomas (S) .....	2012
	Emmitt Thomas (CB; 2) .....	1971-2, 74-1
	Eric Thomas (S; 2) .....	2013, 14
	Charles Tillman (CB) .....	2012
	<b>Andre Tippett (OLB; 2)</b> .....	<b>1985, 87</b>
	Justin Tuck (DE; 2) .....	2008, 10
	Eric Turner (S) .....	1994
<b>U</b>	Osi Umenyiora (DE) .....	2005
	<b>Brian Urlacher (ILB/MLB; 4)</b> .....	<b>2001 (ILB), 02 (ILB), 05 (MLB), 06 (MLB)</b>
<b>V</b>	Nathan Vasher (CB) .....	2005
	Rick Volk (S; 2) .....	1968-1, 71-1
	Mike Vrabel (OLB) .....	2007
<b>W</b>	Bobby Wagner (MLB; 4) .....	2016, 17, 18, 19
	Cameron Wake (DE) .....	2012
	Wayne Walker (OLB) .....	1966
	Emerson Walls (CB; 2) .....	1982, 85
	<b>DeMarcus Ware (OLB; 4)</b> .....	<b>2007, 08, 09, 11</b>
	Fred Warner (MLB; 3) .....	2020, 22, 23
	Charlie Waters (SS; 2) .....	1977, 78
	J.J. Watt (DE; 5) .....	2012, 13, 14, 15, 18
	T.J. Watt (OLB; 4) .....	2019, 20, 21, 23
	George Webster (OLB; 2) .....	1968-1, 69-1
	Eric Weddle (S; 3) .....	2011, 12, 14
	<b>Roger Wehrli (CB; 3)</b> .....	<b>1974-2, 75-1, 76-1</b>
	Dwight White (DE) .....	1975-2
	<b>Randy White (DT; 7)</b> .....	<b>1978, 79, 80, 81, 82, 83, 84</b>
	<b>Reggie White (DE/DT; 9)</b> .....	<b>1986 (DT), 87, 88, 89, 90, 91, 92, 95, 98</b>
	Tre'Davious White (CB) .....	2019
	<b>Dave Wilcox (OLB; 3)</b> .....	<b>1971-1, 72-1, 73-1</b>
	Vince Wilfork (DT) .....	2012
	<b>Aeneas Williams (CB; 4)</b> .....	<b>1995, 96, 97, 2001</b>
	Alfred Williams (DE) .....	1986
	Jamal Williams (DT) .....	2006
	Kevin Williams (DT; 5) .....	2004, 06, 07, 08, 09
	Mario Williams (DE) .....	2014
	Quinnen Williams (DT) .....	2022
	Roy Williams (S) .....	2003
	<b>Patrick Willis (ILB/MLB; 4)</b> .....	<b>2007 (MLB)*, 09, 11, 12</b>
	Adrian Wilson (S; 2) .....	2006, 09
	<b>Larry Wilson (S; 4)</b> .....	<b>1966, 68-1, 69-1, 70-1</b>
	<b>Willie Wood (S)</b> .....	<b>1966</b>
	<b>Charles Woodson (CB; 2)</b> .....	<b>1999, 2009</b>
	Darren Woodson (S; 3) .....	1994, 95, 96
	<b>Rod Woodson (CB/S; 5)</b> .....	<b>1990, 92, 93, 94, 2002 (S)</b>
	Louis Wright (CB; 2) .....	1978, 79
<b>Y</b>	<b>Bryant Young (DT)</b> .....	<b>1996</b>
	Fredd Young (ILB) .....	1987
	<b>Jack Youngblood (DE; 6)</b> .....	<b>1973-2, 74-1, 75-1, 76-1, 78, 79</b>

## SPECIAL TEAMS (163)

<b>A</b>	Jamal Agnew (PR) .....	2017*
	David Akers (PK; 2) .....	2001, 11
	<b>Morten Andersen (PK; 5)</b> .....	<b>1985, 86, 87, 92, 95</b>
	Gary Anderson (PK) .....	1998
	Jim Arnold (P) .....	1987
	Brandon Aubrey (PK) .....	2023
	Brendon Ayanbadejo (ST; 2) .....	2006, 08
<b>B</b>	Jake Bailey (P) .....	2020
	Budda Baker (ST) .....	2017*
	Jim Bakken (PK; 2) .....	1975-1, 76-1
	Alex Banister (ST) .....	2003
	Bryan Barker (P) .....	1997
	Michael Bates (KR/ST; 4) .....	1996 (KR), 97 (KR), 99 (ST), 2000 (ST)
	Darren Bennett (P; 2) .....	1995*, 2000
	Mitch Berger (P) .....	1999
	Braxton Berrios (KR) .....	2021
	Justin Bethel (ST; 2) .....	2013, 15
	Rob Bironas (PK) .....	2007
	Cary Blanchard (PK) .....	1996
	<b>George Blanda (PK)</b> .....	<b>1970-2</b>
	Ron Brown (KR) .....	1985
	<b>Tim Brown (KR)</b> .....	<b>1988</b>
	Troy Brown (PR) .....	2001
<b>C</b>	Rich Camarillo (P; 2) .....	1983, 92
	Daniel Carlson (PK) .....	2022
	Dave Chapple (P) .....	1972-2
	Neil Clabo (P) .....	1975-2
	Tarik Cohen (PR) .....	2018
	A.J. Cole (P; 2) .....	2021, 23

# ALL-NFL PLAYERS (1966-2023)

Pharoh Cooper (KR)	2017	Justin Miller (KR)	2006
Frank Corral (PK)	1978*	Brian Mitchell (PR/KR; 2)	1994 (PR), 95 (KR)
Josh Cribbs (KR; 2)	2007, 09	Greg Montgomery (P)	1993
Billy Cundiff (PK)	2010	Brian Moorman (P; 2)	2005, 06
<b>D</b>		Mark Moseley (PK)	1982
Michael Dickson (P)	2018*	Santana Moss (PR)	2002
Eddie Drummond (PR)	2004	Eddie Murray (PK)	1989
Devin Duvernay (PR)	2021	<b>N</b>	
<b>E</b>		Mike Nelms (KR; 2)	1981, 82
Bobby Joe Edmonds (PR)	1986r	Keisean Nixon (KR; 2)	2022, 23
<b>F</b>		Scott Norwood (PK)	1988
Terry Fair (KR)	1998*	<b>O</b>	
Toni Fritsch (PK)	1979	George Odum (ST)	2020
<b>G</b>		Gunner Olszewski (PR)	2020
Chris Gardocki (P)	1996	Kassim Osgood (ST; 2)	2007, 09
Dennis Gentry (KR; 2)	1986, 87	<b>P</b>	
Roy Gerela (PK; 3)	1972-2, 73-2, 74-2	Cordarrelle Patterson (KR; 5)	2013*, 15, 16, 19, 20
Jeff Gossett (P)	1991	Patrick Peterson (PR)	2011*
Stephen Gostkowski (PK; 2)	2008, 15	Adrian Phillips (ST)	2018
Robbie Gould (PK)	2006	Roell Preston (KR)	1988
J.T. Gray (ST)	2021	<b>R</b>	
Mel Gray (KR/PR; 3)	1987 (PR), 90, 94	Neil Rackers (PK)	2005
Bob Grupp (P)	1979	Antwaan Randle El (PR)	2005
<b>Ray Guy (P; 6)</b>	<b>1973-1, 74-1, 75-1, 76-1, 77, 78</b>	Jeremy Reaves (ST)	2022
<b>H</b>		Fuad Revez (PK)	1994
Ali Haji-Sheikh (PK)	1983*	Andre Roberts (KR)	2018
Az-Zahir Hakim (PR)	2000	Reggie Roby (P; 2)	1984, 94
Dante Hall (KR/PR; 2)	2003 (KR & PR)	Charlie Rogers (PR)	1999*
Deonte Harris (PR)	2019*	<b>S</b>	
Dale Hatcher (P)	1985*	<b>Deion Sanders (KR/PR; 2)</b>	<b>1992 (KR), 98 (PR)</b>
Johnny Hekker (P; 4)	2013, 15, 16, 17	Todd Sauerbrun (P; 2)	2001, 02
Craig Hentrich (P)	1988	Jim Schwartz (ST)	1996
Efren Herrera (PK; 2)	1976-2, 77	Rafael Septien (PK; 2)	1980, 81
<b>Devin Hester (PR; 3)</b>	<b>2006*, 07, 10</b>	Rashid Shaheed (PR)	2023
Johnnie Lee Higgins (PR)	2008	Matthew Slater (ST; 5)	2011, 12, 14, 16, 19
Tyreek Hill (PR)	2016*	J.T. Smith (PR)	1979
Mike Horan (P)	1988	Steve Smith (KR)	2001*
Tony Horne (KR)	1999	Darren Sproles (PR; 2)	2014, 15
Desmond Howard (PR)	1996	<b>Jan Stenerud (PK; 3)</b>	<b>1968-2, 69-2, 70-1</b>
Tyrone Hughes (KR)	1993*	Matt Stover (PK)	2000
Bobby Humphery (KR)	1984r	Pete Stoyanovich (PK)	1997
<b>I</b>		<b>T</b>	
LeRoy Irvin (PR; 2)	1981, 82	Steve Tasker (ST; 4)	1992, 93, 94, 95
Horace Ivory (KR)	1980	John Taylor (PR)	1988
Larry Izzo (ST)	2004	Bennie Thompson (ST)	1998
<b>J</b>		Tommy Townsend (P)	2022
DeSean Jackson (PR)	2009	Justin Tucker (PK; 6)	2013, 16, 18, 19, 20, 21
Jeff Jaeger (PK)	1991	Jim Turner (PK)	1968-1, 69-1
John James (P)	1976-2	David Tyree (ST)	2005
Dave Jennings (P; 2)	1980, 82	<b>U</b>	
Travis Jervey (ST)	1997	Rick Upchurch (KR; 2)	1978, 79
Billy Johnson (PR)	1977, 83	<b>V</b>	
Norm Johnson (PK; 2)	1984, 93	Billy Van Heusen (P)	1974-2
Adam Jones (KR)	2014	Mike Vanderjagt (PK)	2003
Jacoby Jones (KR)	2012	Adam Vinatieri (PK; 3)	2002, 04, 14
Marcus Jones (PR)	2022	<b>W</b>	
<b>K</b>		Fulton Walker (KR)	1983
Nate Kaeding (PK)	2009	Blair Walsh (PK)	2012*
Brett Kern (P)	2019	Leon Washington (KR)	2010
Miles Killebrew (ST)	2023	Eric Weems (ST)	2010
Curt Knight (PK)	1971-2	Larry Whigham (ST)	2001
<b>L</b>		Ron Widby (P)	1969-2
Sean Landeta (P; 3)	1986, 89, 90	Jerrel Wilson (P; 4)	1968-2, 71-1, 72-1, 73-2
Shane Lechler (P; 5)	2003, 04, 08, 09, 10	Rod Woodson (KR)	1989
Andy Lee (P; 3)	2007, 11, 12	<b>Y</b>	
David Lee (P; 2)	1969-1, 70-2	Garo Yepremian (PK; 2)	1971-1, 73-1
Dave Lewis (P; 2)	1970-1r, 71-2	<b>Z</b>	
Michael Lewis (KR)	2002	Greg Zuerlein (PK)	2017
Louis Lipps (PR)	1984r		
Billy Lothridge (PK)	1968-1		
Nick Lowery (PK)	1990		
<b>M</b>			
Danieal Manning (KR)	2008		
Chester Marcol (PK; 2)	1972-1r, 74-1		
Olindo Mare (PK)	1999		
Kelvin Martin (PR)	1992		
Derrick Mason (KR)	2000		
Jerome Mathis (KR)	2005*		
Fred McAfee (ST)	2002		
Pat McAfee (P)	2014		
Dexter McCluster (PR)	2013		
Terrence McGee (KR)	2004		
Pat McNally (P)	1981		
Leodis McKelvin (PR)	2012		
Joe McKnight (KR)	2011		
Dave Meggett (PR; 2)	1989r, 90		
Eric Metcalf (PR)	1993		

Players selected at multiple positions: Most-selected position listed first; years selected at second position marked. If the selections are equal, all years are marked with the position.

-1, -2: PFWA selected first and second teams from 1968-76  
 \*: Player selected to PFWA All-Rookie Team in same season  
 r: Rookies selected to PFWA All-NFL Teams (1966-73) and rookies who were not selected to PFWA All-Rookie Teams (1974-2023)

**Bold: Pro Football Hall of Fame inductee**

## MOST PFWA FIRST TEAM ALL-NFL PLAYERS BY TEAM (1966-2023)

NFL Team	Offense	Defense	Special	Total
Dallas	47	41	7	95
Pittsburgh	30	53	4	87
Minnesota	39	37	6	82
San Francisco	40	35	6	81
L.A. Rams	28	35	13	76
Las Vegas	24	25	18	67
Kansas City	31	22	13	66
Chicago	17	30	12	59
New England	26	15	17	58
Philadelphia	23	27	4	54
Tennessee	22	19	7	48
Green Bay	23	17	7	47
Miami	28	14	4	46
Denver	15	24	4	45
Indianapolis	23	14	7	44
Cleveland	26	15	3	44
Baltimore	14	17	12	43
Buffalo	15	19	9	43
N.Y. Giants	8	23	9	40
L.A. Chargers	16	17	6	39
N.Y. Jets	16	13	8	37
Arizona	11	17	8	36
Seattle	11	19	6	36
Detroit	18	10	7	35
New Orleans	14	10	11	35
Washington	14	10	7	31
Atlanta	13	9	6	28
Cincinnati	15	6	3	24
Carolina	7	9	7	23
Tampa Bay	1	20	0	21
Houston	6	6	1	13
Jacksonville	4	5	1	10

The PFWA selected a first and second All-NFL team from 1968-76. Second-team players not included in above totals. Most selections by unit in **bold**.

## ROOKIES SELECTED TO PFWA FIRST TEAM ALL-NFL (1966-2023)

### Selected to All-NFL First Team (prior to start of All-Rookie Team in 1974; 5)

1969 - RB Calvin Hill  
 1970 - P Dave Lewis  
 1971 - RB John Brockington  
 1972 - PK Chester Marcol  
 1973 - TE Charlie Young

### Selected to All-Rookie and All-NFL Teams (1974-present; 38)

1978 (3) - DE Al Baker, RB Earl Campbell, PK Frank Corral  
 1979 (2) - RB Ottis Anderson, P Bob Grupp  
 1981 (2) - CB Ronnie Lott, OLB Lawrence Taylor  
 1982 - RB Marcus Allen  
 1983 (2) - RB Eric Dickerson, PK Ali Haji-Sheikh  
 1985 - P Dale Hatcher  
 1988 - TE Keith Jackson  
 1989 - RB Barry Sanders  
 1993 (2) - RB Jerome Bettis, KR Tyrone Hughes  
 1998 (2) - KR Terry Fair, WR Randy Moss  
 1999 (3) - RB Edgerrin James, DE Jevon Kearse, PR Charlie Rogers  
 2001 - KR Steve Smith  
 2005 - KR Jerome Mathis  
 2006 - PR Devin Hester  
 2007 - MLB Patrick Willis  
 2010 - DT Ndamukong Suh  
 2011 - PR Patrick Peterson  
 2012 - PK Blair Walsh  
 2013 - KR Cordarrelle Patterson  
 2016 (2) - RB Ezekiel Elliott, PR Tyreek Hill  
 2017 (2) - PR Jamal Agnew, ST Budda Baker  
 2018 (3) - P Michael Dickson, S Derwin James, G Quenton Nelson  
 2019 - PR Deonte Harris  
 2021 - OLB Micah Parsons  
 2022 - CB Ahmad "Sauce" Gardner

### Selected to All-NFL Teams (and not selected to All-Rookie Teams; 1974-present; 5)

1984 - KR Bobby Humphery, PR Louis Lipps  
 1986 - PR Bobby Joe Edmonds  
 1989 - PR Dave Meggett  
 1995 - P Darren Bennett

**Bold: Pro Football Hall of Fame inductee**

# ALL-NFL RECORDS (1966-2023)

## OFFENSE

### Most PFWA First Team All-NFL Honors

10 - Jerry Rice WR  
 9 - John Hannah G  
 9 - Anthony Muñoz T  
 7 - Peyton Manning QB  
 7 - Zack Martin T (active)  
 7 - Barry Sanders RB  
 7 - Joe Thomas T  
 6 - Gene Upshaw G  
 6 - Larry Allen G  
 6 - Joe DeLamielleure G  
 6 - Tony Gonzalez TE  
 6 - Steve Hutchinson G  
 6 - Jason Kelce C (active)  
 6 - Larry Little G  
 6 - Bruce Matthews G  
 6 - Randall McDaniel G  
 6 - Walter Payton RB  
 6 - Willie Roaf T  
 5 - Bob Brown T  
 5 - Dermontti Dawson C  
 5 - Eric Dickerson RB  
 5 - Alan Faneca G  
 5 - Rob Gronkowski TE  
 5 - Walter Jones T  
 5 - Kevin Mawae C  
 5 - Jonathan Ogden T  
 5 - O.J. Simpson RB  
 5 - Dwight Stephenson C  
 5 - Mike Webster C  
 5 - Rayfield Wright T

### Most PFWA First Team All-NFL Selections By Position

QB - 7 Peyton Manning  
 RB - 7 Barry Sanders  
 WR - 10 Jerry Rice  
 TE - 6 Tony Gonzalez  
 C - 6 Jason Kelce (active)  
 G - 9 John Hannah  
 T - 9 Anthony Muñoz

### Most Consecutive First Team PFWA All-NFL Selections

8 - John Hannah G 1978-85  
 6 - Larry Allen G/T 1996-2001  
 6 - Joe DeLamielleure G 1975-80  
 6 - Anthony Muñoz T 1985-90  
 5 - Dermontti Dawson C 1994-98  
 5 - Tony Gonzalez TE 1999-2003  
 5 - Steve Hutchinson G 2005-09  
 5 - Larry Little G 1971-75  
 5 - Randall McDaniel G 1992-96  
 5 (2x) - Jerry Rice WR 1986-90, 1992-96  
 5 - O.J. Simpson RB 1972-76  
 5 - Dwight Stephenson C 1983-87  
 5 - Mike Webster C 1978-82

### Most Consecutive First Team PFWA All-NFL Selections By Position

QB - 3 Dan Marino 1984-86, Steve Young 1992-94, Brett Favre 1995-97, Peyton Manning 2003-05  
 RB - 5 O.J. Simpson 1972-76  
 WR - 5 (2x) Jerry Rice 1986-89, 1992-96  
 TE - 5 Tony Gonzalez 1999-2003  
 C - 5 Mike Webster 1978-82, Dwight Stephenson 1983-87, Dermontti Dawson 1994-98  
 G - 8 John Hannah 1978-85  
 T - 6 Anthony Muñoz 1985-90

## DEFENSE

### Most PFWA First Team All-NFL Honors

9 - Reggie White DE 8/DT 1  
 8 - Aaron Donald DT (active)  
 8 - Bruce Smith DE  
 8 - Lawrence Taylor OLB  
 7 - Ronnie Lott CB 2/S 5  
 7 - Randy White DT  
 6 - Jack Ham OLB  
 6 - Jack Lambert MLB  
 6 - Von Miller OLB (active)  
 6 - John Randle DT  
 6 - Ed Reed S  
 6 - Deion Sanders CB  
 6 - Junior Seau ILB 5/OLB 1  
 6 - Mike Singletary ILB  
 5 - Alan Page DT  
 5 - J.J. Watt DE  
 5 - Kevin Williams DT  
 5 - Rod Woodson CB 4/S 1  
 5 - Jack Youngblood DE

### Most PFWA First Team All-NFL Selections By Position

DE - 8 Reggie White, Bruce Smith  
 DT - 8 Aaron Donald (active)  
 OLB - 8 Lawrence Taylor  
 ILB/MLB - 6 Jack Lambert MLB, Mike Singletary ILB  
 CB - 6 Deion Sanders  
 S - 6 Ed Reed

### Most Consecutive First Team PFWA All-NFL Selections

7 - Aaron Donald DT 2015-21 (active)  
 7 - Randy White DT 1978-84  
 7 - Reggie White DT 1/DE 6 1986-92  
 6 - Jack Ham OLB 1974-79  
 6 - John Randle DT 1993-98  
 6 - Mike Singletary ILB 1984-89  
 6 - Lawrence Taylor OLB 1981-86  
 5 - Dick Butkus MLB 1968-72  
 5 - Von Miller OLB 2014-18 (active)  
 5 - Bruce Smith DE 1993-97

### Most Consecutive First Team PFWA All-NFL Selections By Position

DE - 6 Reggie White 1987-92  
 DT - 7 Aaron Donald 2015-21 (active), Randy White 1978-84  
 OLB - 6 Jack Ham 1974-79, Lawrence Taylor 1981-86  
 ILB/MLB - 6 Mike Singletary ILB 1984-89  
 CB - 3 Jim Johnson 1970-72, Rod Woodson 1994-96, Aeneas Williams 1995-97, Deion Sanders 1996-98, Champ Bailey 2004-06, Darrelle Revis 2009-11, Richard Sherman 2012-14  
 S - 4 Larry Wilson 1966, 1968-70\*  
 \* PFWA did not select an All-NFL team in 1967

### PFWA FIRST TEAM ALL-NFL MULTIPLE HONOREES (1966-2023)

2003 Dante Hall, KC (KR & PR)  
 2015 Khalil Mack, OAK (DE & OLB)

## SPECIAL TEAMS

### Most PFWA First Team All-NFL Honors

6 - Ray Guy P  
 6 - Justin Tucker PK (active)  
 5 - Morten Andersen PK  
 5 - Shane Lechler P  
 5 - Cordarrelle Patterson KR (active)  
 5 - Matthew Slater ST (active)  
 4 - Michael Bates KR 2/ST 2  
 4 - Johnny Hekker P (active)  
 4 - Steve Tasker ST

### Most PFWA First Team All-NFL Selections By Position

PK - 6 Justin Tucker (active)  
 P - 6 Ray Guy  
 PR - 3 Devin Hester  
 KR - 5 Cordarrelle Patterson (active)  
 ST - 5 Matthew Slater (active)

### Most Consecutive First Team PFWA All-NFL Selections

6 - Ray Guy P 1973-78  
 4 - Steve Tasker ST 1992-95  
 4 - Justin Tucker PK 2018-21 (active)  
 3 - Morten Andersen PK 1985-87  
 3 - Johnny Hekker P 2015-17 (active)  
 3 - Shane Lechler P 2008-10

### Most Consecutive First Team PFWA All-NFL Selections By Position

PK - 4 Justin Tucker 2018-21 (active)  
 P - 6 Ray Guy 1973-78  
 KR - 2 Rick Upchurch 1978-79, Dennis Gentry 1986-87, Michael Bates 1996-97, Cordarrelle Patterson 2015-16 & 2019-20 (active), Keisean Nixon 2022-23 (active)  
 PR - 2 LeRoy Irvin 1981-82, Dave Meggett 1989-90, Devin Hester 2006-07, Darren Sproles 2014-15  
 ST - 4 Steve Tasker 1992-95

**Bold: Pro Football Hall of Fame inductee (active):** Players who played in the NFL in 2023

### MOST PLAYERS SELECTED TO PFWA FIRST TEAM ALL-NFL (1966-2023)

#### Offense

4 - Miami 1971, Miami 1977, San Diego 1982, Washington 1983, San Francisco 1992, Kansas City 2003, New England 2007, Dallas 2014, Dallas 2016, Green Bay 2020

#### Defense

5 - Pittsburgh 1975

#### Special Teams

3 - Chicago 2006, L.A. Rams 2017

# ALL-AFC TEAMS (1992-1999)

1992

Offense				Defense			
QB	Dan Marino	MIA	DE	Leslie O'Neal	SD		
RB	Barry Foster	PIT	DE	Bruce Smith	BUF		
RB	Thurman Thomas	BUF	DT	Ray Childress	HOU		
WR	Haywood Jeffires	HOU	DT	Cortez Kennedy	SEA		
WR	Anthony Miller	SD	OLB	Bryan Cox	MIA		
TE	Keith Jackson	MIA	OLB	Derrick Thomas	KC		
C	Bruce Matthews	HOU	ILB	Junior Seau	SD		
G	Mike Munchak	HOU	ILB	Al Smith	HOU		
G	Steve Wisniewski	LARaid	CB	Gill Byrd	SD		
T	Howard Ballard	BUF	CB	Rod Woodson	PIT		
T	Richmond Webb	MIA	S	Steve Atwater	DEN		
			S	Henry Jones	BUF		
<b>Special Teams</b>							
PK	Pete Stoyanovich	MIA	P	Rohn Stark	IND		
KR	Jon Vaughn	NE	PR	Clarence Verdin	IND		
ST	Steve Tasker	BUF					

1993

Offense				Defense			
QB	John Elway	DEN	DE	Bruce Smith	BUF		
RB	Marcus Allen	KC	DE	Neil Smith	KC		
RB	Thurman Thomas	BUF	DT	Ray Childress	HOU		
WR	Tim Brown	LARaid	DT	Cortez Kennedy	SEA		
WR	Anthony Miller	SD	OLB	Greg Lloyd	PIT		
TE	Shannon Sharpe	DEN	OLB	Darryl Talley	BUF		
C	Bruce Matthews	HOU	ILB	Vincent Brown	NE		
G	Mike Munchak	HOU	ILB	Junior Seau	SD		
G	Steve Wisniewski	LARaid	CB	Terry McDaniel	LARaid		
T	Howard Ballard	BUF	CB	Rod Woodson	PIT		
T	John Jackson	PIT	S	Marcus Robertson	HOU		
			S	Eugene Robinson	SEA		
<b>Special Teams</b>							
PK	Gary Anderson	PIT	P	Greg Montgomery	HOU		
KR	O.J. McDuffie (r)	MIA	PR	Eric Metcalf	CLE		
ST	Steve Tasker	BUF					

1994

Offense				Defense			
QB	Dan Marino	MIA	DE	Leslie O'Neal	SD		
RB	Marshall Faulk*	IND	DE	Bruce Smith	BUF		
RB	Chris Warren	SEA	DT	Cortez Kennedy	SEA		
WR	Tim Brown	LARaid	DT	Chester McGlockton	LARaid		
WR	Andre Reed	BUF	OLB	Kevin Greene	PIT		
TE	Ben Coates	NE	OLB	Greg Lloyd	PIT		
C	Dermontti Dawson	PIT	ILB	Bryan Cox	MIA		
G	Keith Sims	MIA	ILB	Junior Seau	SD		
G	Steve Wisniewski	LARaid	CB	Terry McDaniel	LARaid		
T	Tony Jones	CLE	CB	Rod Woodson	PIT		
T	Richmond Webb	MIA	S	Carnell Lake	PIT		
			S	Eric Turner	CLE		
<b>Special Teams</b>							
PK	John Carney	SD	P	Rick Tuten	SEA		
KR	Andre Coleman (r)	SD	PR	Darrien Gordon	SD		
ST	Steve Tasker	BUF					

1995

Offense				Defense			
QB	Jim Harbaugh	IND	DE	Bruce Smith	BUF		
RB	Curtis Martin*	NE	DE	Neil Smith	KC		
RB	Chris Warren	SEA	DT	Chester McGlockton	LARaid		
WR	Tim Brown	LARaid	DT	Dan Saleaumua	KC		
WR	Carl Pickens	CIN	OLB	Greg Lloyd	PIT		
TE	Ben Coates	NE	OLB	Bryce Paup	BUF		
C	Dermontti Dawson	PIT	MLB	Junior Seau	SD		
G	Bruce Matthews	HOU	CB	Dale Carter	KC		
G	Steve Wisniewski	LARaid	CB	Terry McDaniel	LARaid		
T	Bruce Armstrong	NE	S	Blaine Bishop	HOU		
T	Richmond Webb	MIA	S	Carnell Lake	PIT		
<b>Special Teams</b>							
PK	Jason Elam	DEN	P	Darren Bennett (r)	SD		
KR	Glyn Milburn	DEN	PR	Andre Coleman	SD		
ST	Steve Tasker	BUF					

1996

Offense				Defense			
QB	John Elway	DEN	DE	Bruce Smith	BUF		
RB	Jerome Bettis	PIT	DE	Alfred Williams	DEN		
RB	Terrell Davis	DEN	DT	Chester McGlockton	LARaid		
WR	Tony Martin	SD	DT	Cortez Kennedy	SEA		
WR	Carl Pickens	CIN	OLB	Chad Brown	PIT		
TE	Shannon Sharpe	DEN	OLB	Derrick Thomas	KC		
C	Dermontti Dawson	PIT	MLB	Levon Kirkland	PIT		
G	Will Shields	KC	CB	Ashley Ambrose	CIN		
G	Steve Wisniewski	LARaid	CB	Dale Carter	KC		
T	Bruce Armstrong	NE	S	Steve Atwater	DEN		
T	Gary Zimmerman	DEN	S	Carnell Lake	PIT		
<b>Special Teams</b>							
PK	Cary Blanchard	IND	P	Chris Gardocki	IND		
KR	Tamarick Vanover	KC	PR	Darrien Gordon	SD		
ST	John Henry Mills	HOU					

1997

Offense				Defense			
QB	John Elway	DEN	DE	Michael Sinclair	SEA		
RB	Jerome Bettis	PIT	DE	Bruce Smith	BUF		
RB	Terrell Davis	DEN	DT	Joel Steed	PIT		
WR	Tim Brown	OAK	DT	Ted Washington	BUF		
WR	Yancey Thigpen	PIT	OLB	John Mobley	DEN		
TE	Shannon Sharpe	DEN	OLB	Chris Slade	NE		
C	Dermontti Dawson	PIT	MLB	Levon Kirkland	PIT		
G	Bruce Matthews	TEN	CB	Aaron Glenn	NYJ		
G	Dave Scott	KC	CB	Dale Carter	KC		
T	Tony Boselli	JAX	S	James Hasty	KC		
T	Jonathan Ogden	BAL	S	Carnell Lake	PIT		
				Darryl Williams	SEA		
<b>Special Teams</b>							
PK	Pete Stoyanovich	KC	P	Bryan Barker	JAX		
KR	Tamarick Vanover	KC	PR	Darrien Gordon	DEN		
ST	Larry Whigham	NE					

1998

Offense				Defense			
QB	Vinny Testaverde	NYJ	DE	Michael McCrary	BAL		
RB	Terrell Davis	DEN	DE	Michael Sinclair	SEA		
RB	Marshall Faulk	IND	DT	Darrell Russell	OAK		
WR	Keyshawn Johnson	NYJ	DT	Ted Washington	BUF		
WR	Eric Moulds	BUF	OLB	Chad Brown	SEA		
TE	Shannon Sharpe	DEN	OLB	Mo Lewis	NYJ		
C	Dermontti Dawson	PIT	MLB	Junior Seau	SD		
G	Ruben Brown	BUF	CB	Aaron Glenn	NYJ		
G	Bruce Matthews	TEN	CB	Ty Law	NE		
T	Tony Boselli	JAX	S	Rodney Harrison	SD		
T	Jonathan Ogden	BAL	S	Lawyer Milloy	NE		
<b>Special Teams</b>							
PK	Jason Elam	DEN	P	Craig Hentrich	TEN		
KR	Vaughn Hebron	DEN	PR	Jermaine Lewis	BAL		
ST	Bennie Thompson	BAL					

1999

Offense				Defense			
QB	Peyton Manning	IND	DE	Tony Brackens	JAX		
RB	Eddie George	TEN	DE	Jevon Kearse*	TEN		
RB	Edgerrin James*	IND	DT	Trevor Pryce	DEN		
WR	Marvin Harrison	IND	DT	Darrell Russell	OAK		
WR	Jimmy Smith	JAX	OLB	Peter Boulware	BAL		
TE	Tony Gonzalez	KC	OLB	Kevin Hardy	JAX		
C	Kevin Mawae	NYJ	MLB	Ray Lewis	BAL		
G	Ruben Brown	BUF	CB	Sam Madison	MIA		
G	Bruce Matthews	TEN	CB	Charles Woodson	OAK		
T	Tony Boselli	JAX	S	Carnell Lake	JAX		
T	Jonathan Ogden	BAL	S	Lawyer Milloy	NE		
<b>Special Teams</b>							
PK	Olindo Mare	MIA	P	Tom Tupa	NYJ		
KR	Tremain Mack	CIN	PR	Charlie Rogers*	SEA		
ST	Detron Smith	DEN					

# ALL-AFC TEAMS (2000-2007)

## 2000

**Offense**  
 QB Rich Gannon  
 RB Eddie George  
 RB Edgerrin James  
 WR Marvin Harrison  
 WR Rod Smith  
 TE Tony Gonzalez  
 C Tom Nalen  
 G Alan Faneca  
 G Steve Wisniewski  
 T Brad Hopkins  
 T Jonathan Ogden  
**Special Teams**  
 PK Matt Stover  
 KR Derrick Mason  
 ST Larry Izzo

**Defense**  
 OAK DE Trace Armstrong  
 TEN DE Jason Taylor  
 IND DT Sam Adams  
 IND DT Trevor Pryce  
 DEN OLB Mo Lewis  
 KC OLB Junior Seau  
 DEN MLB Ray Lewis  
 PIT CB Sam Madison  
 OAK CB Samari Rolle  
 TEN S Brock Marion  
 BAL S Rod Woodson  
 BAL P Darren Bennett  
 TEN PR Derrick Mason  
 MIA

**Offense**  
 QB Peyton Manning  
 RB Edgerrin James  
 RB Curtis Martin  
 WR Marvin Harrison  
 WR Chad Johnson  
 TE Antonio Gates  
 C Kevin Mawae  
 G Alan Faneca  
 G Will Shields  
 T Jonathan Ogden  
 T Willie Roaf  
**Special Teams**  
 PK Adam Vinatieri  
 KR Terrence McGee  
 ST Larry Izzo

## 2004

**Defense**  
 IND DE Dwight Freeneey  
 IND DE Jason Taylor  
 NYJ DT Richard Seymour  
 IND DT Marcus Stroud  
 CIN OLB Joey Porter  
 SD OLB Takeo Spikes  
 NYJ MLB James Farrior  
 PIT CB Champ Bailey  
 KC CB Chris McAlister  
 BAL S Troy Polamalu  
 KC S Ed Reed  
 IND DE Shane Lechler  
 BUF PR B.J. Sams\*  
 NE

## 2001

**Offense**  
 QB Rich Gannon  
 RB Priest Holmes  
 RB Curtis Martin  
 WR Marvin Harrison  
 WR Rod Smith  
 TE Tony Gonzalez  
 C Kevin Mawae  
 G Alan Faneca  
 G Will Shields  
 T Lincoln Kennedy  
 T Jonathan Ogden  
**Special Teams**  
 PK Jason Elam  
 KR Jermaine Lewis  
 ST Ian Gold

**Defense**  
 OAK DE John Abraham  
 KC DE Marcellus Wiley  
 NYJ DT Sam Adams  
 IND DT John Randle  
 DEN OLB Jason Gildon  
 KC OLB Jamir Miller  
 NYJ MLB Ray Lewis  
 PIT CB Deltha O'Neal  
 KC CB Sam Madison  
 Charles Woodson  
 OAK S Rodney Harrison  
 BAL S Lawyer Milloy  
 DEN P Shane Lechler  
 BAL PR Troy Brown  
 DEN

**Offense**  
 QB Peyton Manning  
 RB Edgerrin James  
 RB Larry Johnson  
 WR Marvin Harrison  
 WR Chad Johnson  
 TE Antonio Gates  
 C Jeff Saturday  
 G Alan Faneca  
 G Will Shields  
 T Willie Anderson  
 T Willie Roaf  
**Special Teams**  
 PK Shayne Graham  
 KR Jerome Mathis\*  
 ST Hanik Milligan

## 2005

**Defense**  
 IND DE Derrick Burgess  
 IND DE Dwight Freeneey  
 KC DT Richard Seymour  
 IND DT Jamal Williams  
 CIN OLB Cato June  
 SD OLB Joey Porter  
 IND MLB Al Wilson  
 PIT CB Champ Bailey  
 KC CB Deltha O'Neal  
 CIN S Troy Polamalu  
 KC S Bob Sanders  
 CIN P Brian Moorman  
 HOU PR Antwaan Randle El  
 SD

## 2002

**Offense**  
 QB Rich Gannon  
 RB Priest Holmes  
 RB Ricky Williams  
 WR Marvin Harrison  
 WR Hines Ward  
 TE Tony Gonzalez  
 C Kevin Mawae  
 G Alan Faneca  
 G Will Shields  
 T Lincoln Kennedy  
 T Jonathan Ogden  
**Special Teams**  
 PK Adam Vinatieri  
 KR Chad Morton  
 ST Larry Izzo

**Defense**  
 OAK DE John Abraham  
 KC DE Jason Taylor  
 MIA DT Richard Seymour  
 IND DT Gary Walker  
 PIT OLB Keith Bulluck  
 KC OLB Joey Porter  
 NYJ MLB Zach Thomas  
 PIT CB Aaron Glenn  
 KC CB Patrick Surtain  
 OAK S Lance Schulters  
 BAL S Rod Woodson  
 NE P Chris Hanson  
 NYJ PR Santana Moss  
 NO

**Offense**  
 QB Peyton Manning  
 RB Larry Johnson  
 RB LaDainian Tomlinson  
 WR Marvin Harrison  
 WR Chad Johnson  
 TE Antonio Gates  
 C Jeff Saturday  
 G Alan Faneca  
 G Will Shields  
 T Willie Anderson  
 T Jonathan Ogden  
**Special Teams**  
 PK Nate Kaeding  
 KR Justin Miller  
 ST Kassim Osgood

## 2006

**Defense**  
 IND DE Aaron Schobel  
 KC DE Jason Taylor  
 SD DT Richard Seymour  
 IND DT Jamal Williams  
 CIN OLB Shawne Merriman  
 SD OLB Adalius Thomas  
 IND MLB Zach Thomas  
 PIT CB Champ Bailey  
 KC CB Rashean Mathis  
 CIN S Ed Reed  
 BAL S Kerry Rhodes  
 SD P Brian Moorman  
 NYJ PR Adam Jones  
 SD

## 2003

**Offense**  
 QB Peyton Manning  
 RB Priest Holmes  
 RB Jamal Lewis  
 WR Marvin Harrison  
 WR Chad Johnson  
 TE Tony Gonzalez  
 C Tom Nalen  
 G Alan Faneca  
 G Will Shields  
 T Jonathan Ogden  
 T Willie Roaf  
**Special Teams**  
 PK Mike Vanderjagt  
 KR Dante Hall  
 ST Adalius Thomas

**Defense**  
 IND DE Dwight Freeneey  
 KC DE Adewale Ogunleye  
 BAL DT Richard Seymour  
 IND DT Marcus Stroud  
 CIN OLB Keith Bulluck  
 KC OLB Takeo Spikes  
 DEN MLB Ray Lewis  
 PIT CB Ty Law  
 KC CB Patrick Surtain  
 BAL S Rodney Harrison  
 KC S Ed Reed  
 IND P Craig Hentrich  
 KC PR Dante Hall  
 BAL

**Offense**  
 QB Tom Brady  
 RB Willie Parker  
 RB LaDainian Tomlinson  
 WR Randy Moss  
 WR Reggie Wayne  
 TE Antonio Gates  
 C Jeff Saturday  
 G Alan Faneca  
 G Logan Mankins  
 T Matt Light  
 T Jason Peters  
**Special Teams**  
 PK Rob Bironas  
 KR Josh Cribbs  
 ST Kassim Osgood

## 2007

**Defense**  
 NE DE Jared Allen  
 PIT DE Kyle Vanden Bosch  
 SD DT Albert Haynesworth  
 NE DT Vince Wilfork  
 IND OLB James Harrison  
 SD OLB Mike Vrabel  
 IND MLB DeMeco Ryans  
 PIT CB Antonio Cromartie  
 NE CB Asante Samuel  
 NE S Ed Reed  
 BUF S Bob Sanders  
 TEN P Shane Lechler  
 CLE PR Roscoe Parrish  
 SD

# ALL-AFC TEAMS (2008-2015)

2008

Offense				Defense			
QB	Peyton Manning	IND	DE	Robert Mathis	IND		
RB	Chris Johnson*	TEN	DE	Mario Williams	HOU		
RB	Thomas Jones	NYJ	DT	Albert Haynesworth	TEN		
WR	Andre Johnson	HOU	DT	Kris Jenkins	NYJ		
WR	Wes Welker	NE	OLB	James Harrison	PIT		
TE	Tony Gonzalez	KC	OLB	Joey Porter	MIA		
C	Kevin Mawae	TEN	ILB	Ray Lewis	BAL		
G	Kris Dielman	SD	CB	Nnamdi Asomugha	OAK		
G	Alan Faneca	NYJ	CB	Cortland Finnegan	TEN		
T	Ryan Clady*	DEN	S	Troy Polamalu	PIT		
T	Michael Roos	TEN	S	Ed Reed	BAL		
Special Teams							
PK	Stephen Gostkowski	NE	P	Shane Lechler	OAK		
KR	Leodis McKelvin*	BUF	PR	Johnnie Lee Higgins	OAK		
ST	Brendon Ayanbadejo	BAL					

2012

Offense				Defense			
QB	Peyton Manning	DEN	DE	Cameron Wake	MIA		
RB	Jammal Charles	KC	DE	J.J. Watt	HOU		
RB	Arian Foster	HOU	DT	Geno Atkins	CIN		
WR	A.J. Green	CIN	DT	Vince Wilfork	NE		
WR	Andre Johnson	HOU	OLB	Jerod Mayo	NE		
TE	Rob Gronkowski	NE	OLB	Von Miller	DEN		
C	Chris Myers	HOU	MLB	Derrick Johnson	KC		
G	Logan Mankins	NE	CB	Antonio Cromartie	NYJ		
G	Marshal Yanda	BAL	CB	Champ Bailey	DEN		
T	Duane Brown	HOU	S	Jarius Byrd	BUF		
T	Ryan Clady	DEN	S	Eric Weddle	SD		
Special Teams							
PK	Phil Dawson	CLE	P	Dustin Colquitt	KC		
KR	Jacoby Jones	BAL	PR	Leodis McKelvin	BUF		
ST	Matthew Slater	NE					

2009

Offense				Defense			
QB	Peyton Manning	IND	DE	Dwight Freeney	IND		
RB	Chris Johnson	TEN	DE	Mario Williams	HOU		
RB	Maurice Jones-Drew	JAX	DT	Haloti Ngata	BAL		
WR	Andre Johnson	HOU	DT	Vince Wilfork	NE		
WR	Wes Welker	NE	OLB	Brian Cushing*	HOU		
TE	Dallas Clark	IND	OLB	Elvis Dumervil	DEN		
C	Nick Mangold	NYJ	ILB	Ray Lewis	BAL		
G	Alan Faneca	NYJ	CB	Nnamdi Asomugha	OAK		
G	Logan Mankins	NE	CB	Darrelle Revis	NYJ		
T	Ryan Clady	DEN	S	Jarius Byrd*	BUF		
T	Joe Thomas	CLE	S	Brian Dawkins	DEN		
Special Teams							
PK	Nate Kaeding	SD	P	Shane Lechler	OAK		
KR	Josh Cribbs	CLE	PR	Josh Cribbs	CLE		
ST	Kassim Osgood	SD					

2013

Offense				Defense			
QB	Peyton Manning	DEN	DE	Cameron Wake	MIA		
RB	Jammal Charles	KC	DE	J.J. Watt	HOU		
RB	Ryan Mathews	SD	DT	Jurrell Casey	TEN		
WR	Antonio Brown	PIT	DT	Dontari Poe	KC		
WR	Josh Gordon	CLE	OLB	Justin Houston	KC		
TE	Jordan Cameron	CLE	OLB	Robert Mathis	IND		
C	Alex Mack	CLE	ILB	Vontaze Burfict	CIN		
G	Logan Mankins	NE	CB	Brent Grimes	MIA		
G	Louis Vasquez	STL	CB	Joe Haden	CLE		
T	Brandon Albert	KC	S	Eric Berry	KC		
T	Joe Thomas	CLE	S	Eric Weddle	SD		
Special Teams							
PK	Justin Tucker	BAL	P	Brandon Fields	MIA		
KR	Quintin Demps	KC	PR	Dexter McCluster	KC		
ST	Matthew Slater	NE					

2010

Offense				Defense			
QB	Tom Brady	NE	DE	Dwight Freeney	IND		
RB	Jammal Charles	KC	DE	Robert Mathis	IND		
RB	Arian Foster	HOU	DT	Haloti Ngata	BAL		
WR	Andre Johnson	HOU	DT	Vince Wilfork	NE		
WR	Reggie Wayne	IND	OLB	James Harrison	PIT		
TE	Antonio Gates	SD	OLB	Cameron Wake	MIA		
C	Nick Mangold	NYJ	ILB	Jerod Mayo	NE		
G	Kris Dielman	SD	CB	Nnamdi Asomugha	OAK		
G	Brian Waters	KC	CB	Darrelle Revis	NYJ		
T	Jake Long	MIA	S	Troy Polamalu	PIT		
T	Joe Thomas	CLE	S	Ed Reed	BAL		
Special Teams							
PK	Billy Cundiff	BAL	P	Shane Lechler	OAK		
KR	Brad Smith	NYJ	PR	Marc Mariani*	TEN		
ST	Montell Owens	JAX					

2014

Offense				Defense			
QB	Tom Brady	NE	DE	J.J. Watt	HOU		
RB	Le'Veon Bell	PIT	DE	Mario Williams	BUF		
RB	Justin Forsett	BAL	DT	Marcell Dareus	BUF		
WR	Antonio Brown	PIT	DT	Kyle Williams	BUF		
WR	Demaryius Thomas	DEN	OLB	Justin Houston	KC		
TE	Rob Gronkowski	NE	OLB	Von Miller	DEN		
C	Nick Mangold	NYJ	ILB	C.J. Mosley*	BAL		
G	Joel Bitonio*	CLE	CB	Chris Harris Jr.	DEN		
G	Marshal Yanda	BAL	CB	Darrelle Revis	NE		
T	Joe Thomas	CLE	S	Devin McCourty	NE		
T	Andrew Whitworth	CIN	S	Eric Weddle	SD		
Special Teams							
PK	Adam Vinatieri	IND	P	Pat McAfee	IND		
KR	Adam Jones	CIN	PR	DeAnthony Thomas*	KC		
ST	Matthew Slater	NE					

2011

Offense				Defense			
QB	Tom Brady	NE	DE	Andre Carter	NE		
RB	Maurice Jones-Drew	JAX	DE	Elvis Dumervil	DEN		
RB	Ray Rice	BAL	DT	Haloti Ngata	BAL		
WR	Mike Wallace	PIT	DT	Vince Wilfork	NE		
WR	Wes Welker	NE	OLB	Von Miller*	DEN		
TE	Rob Gronkowski	NE	OLB	Terrell Suggs	BAL		
C	Maurkice Pouncey	PIT	ILB	Brian Cushing	HOU		
G	Brian Waters	NE	CB	Jonathan Joseph	HOU		
G	Marshal Yanda	BAL	CB	Darrelle Revis	NYJ		
T	Duane Brown	HOU	S	Troy Polamalu	PIT		
T	Joe Thomas	CLE	S	Ed Reed	BAL		
Special Teams							
PK	Sebastian Janikowski	OAK	P	Shane Lechler	OAK		
KR	Joe McKnight	NYJ	PR	Josh Cribbs	CLE		
ST	Matthew Slater	NE					

2015

Offense				Defense			
QB	Tom Brady	NE	DE	Khalil Mack	OAK		
RB	Chris Ivory	NYJ	DE	J.J. Watt	HOU		
RB	Latavius Murray	OAK	DT	Geno Atkins	CIN		
WR	Antonio Brown	PIT	DT	Ndamukong Suh	MIA		
WR	DeAndre Hopkins	HOU	OLB	Khalil Mack	OAK		
TE	Rob Gronkowski	NE	OLB	Von Miller	DEN		
C	Rodney Hudson	OAK	ILB	Derrick Johnson	KC		
	Alex Mack	CLE					
G	David DeCastro	PIT	CB	Chris Harris Jr.	DEN		
G	Marshal Yanda	BAL	CB	Marcus Peters*	KC		
T	Joe Thomas	CLE	S	Eric Berry	KC		
T	Andrew Whitworth	CIN	S	Reggie Nelson	CIN		
Special Teams							
PK	Stephen Gostkowski	NE	P	Sam Koch	BAL		
KR	Taiwan Jones	OAK	PR	Jarvis Landry	MIA		
ST	Matthew Slater	NE					

# ALL-AFC TEAMS (2016-2023)

2016

Offense			Defense		
QB	Tom Brady	NE	DE	Jadeveon Clowney	HOU
RB	Le'Veon Bell	PIT	DE	Khalil Mack	OAK
RB	DeMarco Murray	TEN	DT	Geno Atkins	CIN
WR	Antonio Brown	PIT	DT	Ndamukong Suh	MIA
WR	T.Y. Hilton	IND	OLB	Lorenzo Alexander	BUF
TE	Travis Kelce	KC	OLB	Von Miller	DEN
C	Rodney Hudson	OAK	MLB	Dont'a Hightower	NE
G	Kelechi Osemele	OAK	CB	Marcus Peters	KC
G	Marshal Yanda	BAL	CB	Aqib Talib	DEN
T	Donald Penn	OAK	S	Eric Berry	KC
T	Joe Thomas	CLE	S	Devin McCourty	NE
<b>Special Teams</b>					
PK	Justin Tucker	BAL	P	Pat McAfee	IND
KR	Tyreek Hill*	KC	PR	Tyreek Hill*	KC
ST	Matthew Slater	NE			

2017

Offense			Defense		
QB	Tom Brady	NE	DE	Joey Bosa	LAC
RB	Le'Veon Bell	PIT	DE	Calais Campbell	JAX
RB	Kareem Hunt*	KC	DT	Geno Atkins	CIN
WR	Antonio Brown	PIT	DT	Malik Jackson	JAX
WR	DeAndre Hopkins	HOU	OLB	Jadeveon Clowney	HOU
TE	Rob Gronkowski	NE	OLB	Von Miller	DEN
C	Maurkice Pouncey	PIT	MLB	Ryan Shazier	PIT
G	David DeCastro	PIT	CB	A.J. Bouye	JAX
G	Kelechi Osemele	OAK	CB	Jalen Ramsey	JAX
T	Taylor Lewan	TEN	S	Kevin Byard	TEN
T	Mitchell Schwartz	KC	S	Eric Weddle	BAL
	Alejandro Villanueva	PIT			
<b>Special Teams</b>					
PK	Justin Tucker	BAL	P	Brett Kern	TEN
KR	Dion Lewis	NE	PR	Michael Campanaro	BAL
ST	Matthew Slater	NE			

2018

Offense			Defense		
QB	Patrick Mahomes	KC	DE	Myles Garrett	CLE
RB	Derrick Henry	TEN	DE	J.J. Watt	HOU
RB	Phillip Lindsay*	DEN	DT	Geno Atkins	CIN
WR	Tyreek Hill	KC	DT	Chris Jones	KC
WR	DeAndre Hopkins	HOU	OLB	Darius Leonard*	IND
TE	Travis Kelce	KC	OLB	Von Miller	DEN
C	Maurkice Pouncey	PIT	ILB	C.J. Mosley	BAL
G	Quenton Nelson*	IND	CB	Stephon Gilmore	NE
G	Marshal Yanda	BAL	CB	Xavien Howard	MIA
T	Taylor Lewan	TEN	S	Jamal Adams	NYJ
T	Mitchell Schwartz	KC	S	Derwin James*	LAC
<b>Special Teams</b>					
PK	Justin Tucker	BAL	P	Brett Kern	TEN
KR	Andre Roberts	NYJ	PR	Andre Roberts	NYJ
ST	Adrian Phillips	LAC			

2019

Offense			Defense		
QB	Lamar Jackson	BAL	DE	Joey Bosa	LAC
RB	Nick Chubb	CLE	DE	Calais Campbell	JAX
RB	Derrick Henry	TEN	DT	Cameron Heyward	PIT
WR	Keenan Allen	LAC	DT	Chris Jones	KC
WR	DeAndre Hopkins	HOU	OLB	Matthew Judon	BAL
TE	Travis Kelce	KC	OLB	T.J. Watt	PIT
C	Rodney Hudson	OAK	ILB	Darius Leonard	IND
G	Quenton Nelson	IND	CB	Stephon Gilmore	NE
G	Marshal Yanda	BAL	CB	Tre'Davious White	BUF
T	Mitchell Schwartz	KC	S	Jamal Adams	NYJ
T	Ronnie Stanley	BAL	S	Minkah Fitzpatrick	PIT
<b>Special Teams</b>					
PK	Justin Tucker	BAL	P	Brett Kern	TEN
KR	Mecole Hardman*	KC	PR	Diontae Johnson (r)	PIT
ST	Matthew Slater	NE			

2020

Offense			Defense		
QB	Patrick Mahomes	KC	DE	Joey Bosa	LAC
RB	Nick Chubb	CLE	DE	Myles Garrett	CLE
RB	Derrick Henry	TEN	DT	DeForest Buckner	IND
WR	Stefon Diggs	BUF	DT	Chris Jones	KC
WR	Tyreek Hill	KC	OLB	Bradley Chubb	DEN
TE	Travis Kelce	KC	OLB	T.J. Watt	PIT
C	Ryan Kelly	IND	MLB	Darius Leonard	IND
G	Joel Bitonio	CLE	CB	Xavien Howard	MIA
G	Quenton Nelson	IND	CB	Tre'Davious White	BUF
T	Garett Bolles	DEN	S	Minkah Fitzpatrick	PIT
T	Jack Conklin	CLE	S	Tyrann Mathieu	KC
<b>Special Teams</b>					
PK	Justin Tucker	BAL	P	Jake Bailey	NE
KR	Andre Roberts	BUF	PR	Gunner Olszewski	NE
ST	George Odum	IND			

2021

Offense			Defense		
QB	Joe Burrow	CIN	DE	Maxx Crosby	LV
RB	Nick Chubb	CLE	DE	Myles Garrett	CLE
RB	Jonathan Taylor	IND	DT	Cameron Heyward	PIT
WR	Ja'Marr Chase*	CIN	DT	Chris Jones	KC
WR	Tyreek Hill	KC	OLB	Matthew Judon	NE
TE	Mark Andrews	BAL	OLB	T.J. Watt	PIT
C	Creed Humphrey*	KC	MLB	Darius Leonard	IND
G	Joel Bitonio	CLE	CB	Xavien Howard	MIA
G	Quenton Nelson	IND	CB	J.C. Jackson	NE
T	Kolton Miller	LV	S	Kevin Byard	TEN
T	Rashawn Slater*	LAC	S	Jordan Poyer	BUF
<b>Special Teams</b>					
PK	Justin Tucker	BAL	P	A.J. Cole	LV
KR	Braxton Berrios	NYJ	PR	Devin Duvernay	BAL
ST	Matthew Slater	NE			

2022

Offense			Defense		
QB	Patrick Mahomes	KC	DE	Maxx Crosby	LV
RB	Nick Chubb	CLE	DE	Myles Garrett	CLE
RB	Josh Jacobs	LV	DT	Chris Jones	KC
WR	Davante Adams	LV	DT	Quinnen Williams	NYJ
WR	Tyreek Hill	MIA	OLB	Matthew Judon	NE
TE	Travis Kelce	KC	OLB	Alex Highsmith	PIT
				Matt Milano	BUF
C	Creed Humphrey	KC	MLB	Roquan Smith	BAL
G	Joel Bitonio	CLE	CB	Ahmad "Sauce" Gardner*	NYJ
G	Joe Thuney	KC	CB	Patrick Surtain II	DEN
T	Terron Armstead	MIA	S	Minkah Fitzpatrick	PIT
T	Laremy Tunsil	HOU	S	Derwin James	LAC
<b>Special Teams</b>					
PK	Daniel Carlson	LV	P	Tommy Townsend	KC
KR	Nyheim Hines	BUF	PR	Marcus Jones	NE
ST	Justin Hardee	NYJ			

2023

Offense			Defense		
QB	Lamar Jackson	BAL	DE	Maxx Crosby	LV
RB	Derrick Henry	TEN	DE	Myles Garrett	CLE
RB	Raheem Mostert	MIA	DT	Chris Jones	KC
WR	Nico Collins	HOU	DT	Quinnen Williams	NYJ
WR	Tyreek Hill	MIA	OLB	Josh Allen	JAX
TE	Travis Kelce	KC	OLB	T.J. Watt	PIT
C	Creed Humphrey	KC	MLB	Roquan Smith	BAL
G	Joel Bitonio	CLE	CB	Ahmad "Sauce" Gardner	NYJ
G	Joe Thuney	KC	CB	Patrick Surtain II	DEN
T	Dion Dawkins	BUF	S	Kyle Hamilton	BAL
T	Laremy Tunsil	HOU	S	Jevon Holland	MIA
<b>Special Teams</b>					
PK	Justin Tucker	BAL	P	A.J. Cole	LV
KR	Marvin Mims Jr.*	DEN	PR	Derius Davis*	LAC
ST	Miles Killebrew	PIT			

\* - Also selected to PFWA All-Rookie Team in same season (since 1992)  
(r) - Rookies who were not selected to PFWA All-Rookie teams (since 1992)

# ALL-NFC TEAMS (1992-1999)

## 1992

Offense			Defense		
QB	Steve Young	SF	DE	Chris Doleman	MIN
RB	Barry Sanders	DET	DE	Reggie White	PHI
RB	Emmitt Smith	DAL	DT	Pierce Holt	SF
WR	Jerry Rice	SF	DT	Henry Thomas	MIN
WR	Sterling Sharpe	GB	OLB	Rickey Jackson	NO
TE	Jay Novacek	DAL	OLB	Wilber Marshall	WAS
C	Mark Stepnoski	DAL	ILB	Byron Evans	PHI
G	Randall McDaniel	MIN	ILB	Sam Mills	NO
G	Guy McIntyre	SF	CB	Audray McMillian	MIN
T	Harris Barton	SF	CB	Ricky Reynolds	TB
T	Steve Wallace	SF	S	Chuck Cecil	GB
			S	Tim McDonald	PHX
Special Teams					
PK	Morten Andersen	NO	P	Rich Camarillo	PHX
KR	Deion Sanders	ATL	PR	Kelvin Martin	DAL
ST	Elbert Shelley	ATL			

## 1993

Offense			Defense		
QB	Steve Young	SF	DE	Richard Dent	CHI
RB	Jerome Bettis*	LARams	DE	Reggie White	GB
RB	Emmitt Smith	DAL	DT	Sean Gilbert	LARams
WR	Jerry Rice	SF	DT	John Randle	MIN
WR	Sterling Sharpe	GB	OLB	Rickey Jackson	NO
TE	Brent Jones	SF	OLB	Seth Joyner	PHI
C	Mark Stepnoski	DAL	ILB	Michael Brooks	NYC
G	Randall McDaniel	MIN	ILB	Hardy Nickerson	TB
G	Nate Newton	DAL	CB	Eric Allen	PHI
T	Harris Barton	SF	CB	Deion Sanders	ATL
T	Erik Williams	DAL	S	LeRoy Butler	GB
			S	Tim McDonald	SF
Special Teams					
PK	Norm Johnson	ATL	P	Rich Camarillo	PHX
KR	Tyrone Hughes*	NO	PR	Tyrone Hughes (r)	NO
ST	Elbert Shelley	ATL			

## 1994

Offense			Defense		
QB	Steve Young	SF	DE	Charles Haley	DAL
RB	Barry Sanders	DET	DE	Reggie White	GB
RB	Emmitt Smith	DAL	DT	John Randle	MIN
WR	Cris Carter	MIN	DT	Dana Stubblefield	SF
WR	Jerry Rice	SF	OLB	Ken Harvey	WAS
TE	Brent Jones	SF	OLB	Bryce Paup	GB
C	Kevin Glover	DET	ILB	Jack Del Rio	MIN
G	Randall McDaniel	MIN	ILB	Chris Spielman	DET
G	Nate Newton	DAL	CB	Deion Sanders	SF
T	Lomas Brown	DET	CB	Donnell Woolford	CHI
T	Willie Roaf	NO	S	Merton Hanks	SF
			S	Darren Woodson	DAL
Special Teams					
PK	Fuad Reveiz	MIN	P	Reggie Roby	WAS
KR	Mel Gray	DET	PR	Brian Mitchell	WAS
ST	Maurice Douglass	CHI			

## 1995

Offense			Defense		
QB	Brett Favre	GB	DE	William Fuller	PHI
RB	Barry Sanders	DET	DE	Reggie White	GB
RB	Emmitt Smith	DAL	DT	John Randle	MIN
WR	Herman Moore	DET	DT	Dana Stubblefield	SF
WR	Jerry Rice	SF	OLB	Ken Harvey	WAS
TE	Mark Chmura	GB	OLB	William Thomas	PHI
C	Kevin Glover	DET	MLB	Ken Norton, Jr.	SF
G	Larry Allen	DAL	CB	Eric Davis	SF
G	Randall McDaniel	MIN	CB	Aeneas Williams	ARI
T	Lomas Brown	DET	S	Merton Hanks	SF
T	Willie Roaf	NO	S	Darren Woodson	DAL
Special Teams					
PK	Morten Andersen	ATL	P	Jeff Feagles	ARI
KR	Brian Mitchell	WAS	PR	Brian Mitchell	WAS
ST	Elbert Shelley	ATL			

## 1996

Offense			Defense		
QB	Brett Favre	GB	DE	Tony Tolbert	DAL
RB	Terry Allen	WAS	DE	Reggie White	GB
RB	Barry Sanders	DET	DT	John Randle	MIN
WR	Herman Moore	DET	DT	Bryant Young	SF
WR	Jerry Rice	SF	OLB	Kevin Greene	CAR
TE	Wesley Walls	CAR	OLB	Lamar Lathon	CAR
C	Kevin Glover	DET	MLB	Sam Mills	CAR
G	Larry Allen	DAL	CB	Aeneas Williams	ARI
G	Randall McDaniel	MIN	CB	Deion Sanders	DAL
T	Lomas Brown	ARI	S	LeRoy Butler	GB
T	Willie Roaf	NO	S	Darren Woodson	DAL
Special Teams					
PK	John Kasay	CAR	P	Matt Turk	WAS
KR	Michael Bates	CAR	PR	Desmond Howard	GB
ST	Jim Schwantz	DAL			

## 1997

Offense			Defense		
QB	Brett Favre	GB	DE	Michael Strahan	NYG
RB	Dorsey Levens	GB	DE	Robert Porcher	DET
				Chuck Smith	ATL
RB	Barry Sanders	DET	DT	John Randle	MIN
WR	Herman Moore	DET	DT	Dana Stubblefield	SF
WR	Rob Moore	ARI	OLB	Jesse Armstead	NYG
TE	Wesley Walls	CAR	OLB	Derrick Brooks	TB
C	Kevin Glover	DET	MLB	Hardy Nickerson	TB
G	Larry Allen	DAL	CB	Aeneas Williams	ARI
G	Randall McDaniel	MIN	CB	Deion Sanders	DAL
T	Willie Roaf	NO	S	LeRoy Butler	GB
T	Todd Steussie	MIN	S	Merton Hanks	SF
Special Teams					
PK	Jason Hanson	DET	P	Matt Turk	WAS
KR	Michael Bates	CAR	PR	David Palmer	MIN
ST	Travis Jervey	GB			

## 1998

Offense			Defense		
QB	Randall Cunningham	MIN	DE	Michael Strahan	NYG
RB	Jamal Anderson	ATL	DE	Reggie White	GB
RB	Garrison Hearst	SF	DT	John Randle	MIN
WR	Antonio Freeman	GB	DT	Warren Sapp	TB
WR	Randy Moss*	MIN	OLB	Jesse Armstead	NYG
TE	Mark Chmura	GB	OLB	Derrick Brooks	TB
C	Jeff Christy	MIN	MLB	Jessie Tuggle	ATL
G	Kevin Gogan	SF	CB	Ray Buchanan	ATL
G	Randall McDaniel	MIN	CB	Deion Sanders	DAL
T	Larry Allen	DAL	S	LeRoy Butler	GB
T	Todd Steussie	MIN	S	Eugene Robinson	ATL
Special Teams					
PK	Gary Anderson	MIN	P	Matt Turk	WAS
KR	Roell Preston	GB	PR	Deion Sanders	DAL
ST	Michael Bates	CAR			

## 1999

Offense			Defense		
QB	Kurt Warner	STL	DE	Kevin Carter	STL
RB	Stephen Davis	WAS	DE	Robert Porcher	DET
RB	Marshall Faulk	STL	DT	Luther Elliss	DET
WR	Isaac Bruce	STL	DT	Warren Sapp	TB
WR	Cris Carter	MIN	OLB	Jesse Armstead	NYG
TE	Wesley Walls	CAR	OLB	Derrick Brooks	TB
C	Jeff Christy	MIN	MLB	Hardy Nickerson	TB
G	Larry Allen	DAL	CB	Todd Lyght	STL
G	Tre' Johnson	WAS	CB	Deion Sanders	DAL
T	Orlando Pace	STL	S	Brian Dawkins	PHI
T	Willie Roaf	NO	S	John Lynch	TB
Special Teams					
PK	Jason Hanson	DET	P	Mitch Berger	MIN
KR	Tony Horne	STL	PR	Glyn Milburn	CHI
ST	Michael Bates	CAR			



# ALL-NFC TEAMS (2000-2007)

## 2000

<b>Offense</b>				<b>Defense</b>	
QB	Daunte Culpepper	MIN	DE	Hugh Douglas	PHI
RB	Marshall Faulk	STL	DE	Joe Johnson	NO
RB	Robert Smith	MIN	DT	La'Roi Glover	NO
WR	Randy Moss	MIN	DT	Warren Sapp	TB
WR	Terrell Owens	SF	OLB	Jesse Armstead	NYG
TE	Chad Lewis	PHI	OLB	Derrick Brooks	TB
C	Matt Birk	MIN	MLB	Jeremiah Trotter	PHI
G	Larry Allen	DAL	CB	Champ Bailey	WAS
G	Ron Stone	NYG	CB	Troy Vincent	PHI
T	Orlando Pace	STL	S	John Lynch	TB
T	Willie Roaf	NO	S	Darren Sharper	GB
<b>Special Teams</b>					
PK	Martin Gramatica	TB	P	Scott Player	ARI
KR	Darrick Vaughn*	ATL	PR	Desmond Howard	DET
ST	Michael Bates	CAR			

## 2001

<b>Offense</b>				<b>Defense</b>	
QB	Kurt Warner	STL	DE	Robert Porcher	DET
RB	Marshall Faulk	STL	DE	Michael Strahan	NYG
RB	Ahman Green	GB	DT	Warren Sapp	TB
WR	David Boston	ARI	DT	Bryant Young	SF
WR	Terrell Owens	SF	OLB	LaVar Arrington	WAS
TE	Wesley Walls	CAR	OLB	Derrick Brooks	TB
C	Olin Kreutz	CHI	MLB	Brian Urlacher	CHI
G	Larry Allen	DAL	CB	Aeneas Williams	STL
G	Ray Brown	SF	CB	Troy Vincent	PHI
T	Orlando Pace	STL	S	Brian Dawkins	PHI
T	Chris Samuels	WAS	S	John Lynch	TB
<b>Special Teams</b>					
PK	David Akers	PHI	P	Todd Sauerbrun	CAR
KR	Steve Smith*	CAR	PR	Darrien Gordon	ATL
ST	Larry Whigham	CHI			

## 2002

<b>Offense</b>				<b>Defense</b>	
QB	Brett Favre	GB	DE	Hugh Douglas	PHI
RB	Tiki Barber	NYG	DE	Simeon Rice	TB
RB	Deuce McAllister	NO	DT	La'Roi Glover	DAL
WR	Randy Moss	MIN	DT	Warren Sapp	TB
WR	Terrell Owens	SF	OLB	LaVar Arrington	WAS
TE	Jeremy Shockey*	NYG	OLB	Derrick Brooks	TB
C	Jeremy Newberry	SF	MLB	Brian Urlacher	CHI
G	Jermame Mayberry	PHI	CB	Bobby Taylor	PHI
G	Ron Stone	SF	CB	Troy Vincent	PHI
T	Walter Jones	SEA	S	Brian Dawkins	PHI
T	Tra Thomas	PHI	S	Darren Sharper	GB
<b>Special Teams</b>					
PK	David Akers	PHI	P	Todd Sauerbrun	CAR
KR	Michael Lewis	NO	PR	Michael Lewis	NO
ST	Fred McAfee	NO			

## 2003

<b>Offense</b>				<b>Defense</b>	
QB	Brett Favre	GB	DE	Leonard Little	STL
RB	Ahman Green	GB	DE	Michael Strahan	NYG
RB	Deuce McAllister	NO	DT	La'Roi Glover	DAL
WR	Torry Holt	STL	DT	Kris Jenkins	CAR
WR	Randy Moss	MIN	OLB	LaVar Arrington	WAS
TE	Alge Crumpler	ATL	OLB	Julian Peterson	SF
C	Matt Birk	MIN	MLB	Dat Nguyen	DAL
G	Steve Hutchinson	SEA	CB	Champ Bailey	WAS
G	Marco Rivera	GB	CB	Dre' Bly	DET
T	Walter Jones	SEA	S	Tony Parrish	SF
T	Orlando Pace	STL	S	Roy Williams	DAL
<b>Special Teams</b>					
PK	Jeff Wilkins	STL	P	Todd Sauerbrun	CAR
KR	Jerry Azumah	CHI	PR	Brian Westbrook	PHI
ST	Alex Bannister	SEA			

## 2004

<b>Offense</b>				<b>Defense</b>	
QB	Daunte Culpepper	MIN	DE	Bertrand Berry	ARI
RB	Shaun Alexander	SEA	DE	Julius Peppers	CAR
RB	Tiki Barber	NYG	DT	Rod Coleman	ATL
WR	Muhsin Muhammad	CAR	DT	Kevin Williams	MIN
WR	Terrell Owens	PHI	OLB	Keith Brooking	ATL
TE	Jason Witten	DAL	OLB	Derrick Brooks	TB
C	Olin Kreutz	CHI	MLB	Dan Morgan	CAR
G	Steve Hutchinson	SEA	CB	Lito Sheppard	PHI
G	Marco Rivera	GB	CB	Shawn Springs	WAS
T	Walter Jones	SEA	S	Brian Dawkins	PHI
T	Tra Thomas	PHI	S	Michael Lewis	PHI
<b>Special Teams</b>					
PK	David Akers	PHI	P	Mitch Berger	NO
KR	Eddie Drummond	DET	PR	Eddie Drummond	DET
ST	Ike Reese	PHI			

## 2005

<b>Offense</b>				<b>Defense</b>	
QB	Matt Hasselbeck	SEA	DE	Michael Strahan	NYG
RB	Shaun Alexander	SEA	DE	Osi Umenyiora	NYG
RB	Tiki Barber	NYG	DT	Rod Coleman	ATL
WR	Santana Moss	WAS	DT	Tommie Harris	CHI
WR	Steve Smith	CAR	OLB	Lance Briggs	CHI
TE	Chris Cooley	WAS	OLB	Derrick Brooks	TB
C	Olin Kreutz	CHI	MLB	Brian Urlacher	CHI
G	Steve Hutchinson	SEA	CB	Ronde Barber	TB
G	Mike Wahle	CAR	CB	Nathan Vasher	CHI
T	Walter Jones	SEA	S	Mike Brown	CHI
T	Orlando Pace	STL	S	Darren Sharper	MIN
<b>Special Teams</b>					
PK	Neil Rackers	ARI	P	Josh Bidwell	TB
KR	Koren Robinson	MIN	PR	Reno Mahe	PHI
ST	David Tyree	NYG			

## 2006

<b>Offense</b>				<b>Defense</b>	
QB	Drew Brees	NO	DE	Aaron Kampman	GB
RB	Frank Gore	SF	DE	Julius Peppers	CAR
RB	Steven Jackson	STL	DT	Tommie Harris	CHI
WR	Donald Driver	GB	DT	Kevin Williams	MIN
WR	Torry Holt	STL	OLB	Lance Briggs	CHI
TE	Alge Crumpler	ATL	OLB	DeMarcus Ware	DAL
C	Olin Kreutz	CHI	MLB	Brian Urlacher	CHI
G	Shawn Andrews	PHI	CB	Al Harris	GB
G	Steve Hutchinson	MIN	CB	Lito Sheppard	PHI
T	Jammal Brown	NO	S	Brian Dawkins	PHI
T	Walter Jones	SEA	S	Adrian Wilson	ARI
<b>Special Teams</b>					
PK	Robbie Gould	CHI	P	Mat McBriar	DAL
KR	Devin Hester*	CHI	PR	Devin Hester*	CHI
ST	Brendon Ayanbadejo	CHI			

## 2007

<b>Offense</b>				<b>Defense</b>	
QB	Brett Favre	GB	DE	Aaron Kampman	GB
RB	Adrian Peterson*	MIN	DE	Patrick Kerney	SEA
RB	Brian Westbrook	PHI	DT	Kevin Williams	MIN
WR	Larry Fitzgerald	ARI	DT	Pat Williams	MIN
WR	Terrell Owens	DAL	OLB	Julian Peterson	SEA
TE	Jason Witten	DAL	OLB	DeMarcus Ware	DAL
C	Matt Birk	MIN	MLB	Patrick Willis*	SF
G	Shawn Andrews	PHI	CB	Al Harris	GB
G	Steve Hutchinson	MIN	CB	Marcus Trufant	SEA
T	Flozell Adams	DAL	S	Jermaine Phillips	TB
T	Walter Jones	SEA	S	Darren Sharper	MIN
<b>Special Teams</b>					
PK	Nick Folk*	DAL	P	Andy Lee	SF
KR	Devin Hester	CHI	PR	Devin Hester	CHI
ST	Brendon Ayanbadejo	CHI			

# ALL-NFC TEAMS (2008-2015)

## 2008

Offense			Defense		
QB	Drew Brees	NO	DE	John Abraham	ATL
RB	Adrian Peterson	MIN	DE	Justin Tuck	NYG
RB	Michael Turner	ATL	DT	Jay Ratliff	DAL
WR	Larry Fitzgerald	ARI	DT	Kevin Williams	MIN
WR	Roddy White	ATL	OLB	Lance Briggs	CHI
TE	Jason Witten	DAL	OLB	DeMarcus Ware	DAL
C	Shaun O'Hara	NYG	ILB	Patrick Willis	SF
G	Steve Hutchinson	MIN	CB	Antoine Winfield	MIN
G	Chris Snee	NYG	CB	Charles Woodson	GB
T	David Diehl	NYG	S	Nick Collins	GB
T	Jordan Gross	CAR	S	Adrian Wilson	ARI
<b>Special Teams</b>					
PK	John Carney	NYG	P	Donnie Jones	STL
KR	Danieal Manning	CHI	PR	Clifton Smith*	TB
ST	Sean Morey	ARI			

## 2012

Offense			Defense		
QB	Aaron Rodgers	GB	DE	Jared Allen	MIN
RB	Marshawn Lynch	SEA	DE	Julius Peppers	CHI
RB	Adrian Peterson	MIN	DT	Gerald McCoy	TB
WR	Calvin Johnson	DET	DT	Justin Smith	SF
WR	Brandon Marshall	CHI	OLB	Clay Matthews	GB
TE	Jason Witten	DAL	OLB	Aldon Smith	SF
C	John Sullivan	MIN	MLB	Patrick Willis	SF
G	Jahri Evans	NO	CB	Richard Sherman	SEA
G	Mike Iupati	SF	CB	Charles Tillman	CHI
T	Russell Okung	SEA	S	Dashon Goldson	SF
T	Joe Staley	SF	S	Earl Thomas	SEA
<b>Special Teams</b>					
PK	Blair Walsh*	MIN	P	Andy Lee	SF
KR	Leon Washington	SEA	PR	Dwayne Harris	DAL
ST	Lorenzo Alexander	WAS			

## 2009

Offense			Defense		
QB	Drew Brees	NO	DE	Jared Allen	MIN
RB	Steven Jackson	STL	DE	Trent Cole	PHI
RB	Adrian Peterson	MIN	DT	Jay Ratliff	DAL
WR	Larry Fitzgerald	ARI	DT	Kevin Williams	MIN
WR	DeSean Jackson	PHI	OLB	Lance Briggs	CHI
TE	Vernon Davis	SF	OLB	DeMarcus Ware	DAL
C	Andre Gurode	DAL	ILB	Patrick Willis	SF
G	Jahri Evans	NO	CB	Asante Samuel	PHI
G	Steve Hutchinson	MIN	CB	Charles Woodson	GB
T	Jason Peters	PHI	S	Darren Sharper	NO
T	Jon Stinchcomb	NO	S	Adrian Wilson	ARI
<b>Special Teams</b>					
PK	David Akers	PHI	P	Andy Lee	SF
KR	Percy Harvin*	MIN	PR	DeSean Jackson	PHI
ST	Heath Farwell	MIN			

## 2013

Offense			Defense		
QB	Drew Brees	NO	DE	Greg Hardy	CAR
RB	Matt Forte	CHI	DE	Robert Quinn	STL
RB	LeSean McCoy	PHI	DT	Gerald McCoy	TB
WR	Calvin Johnson	DET	DT	Ndamukong Suh	DET
WR	Brandon Marshall	CHI	OLB	Ahmad Brooks	SF
TE	Jimmy Graham	NO	OLB	Lavonte David	TB
C	Ryan Kalil	CAR	ILB	Luke Kuechly	CAR
G	Evan Mathis	PHI	CB	Patrick Peterson	ARI
G	Josh Sitton	GB	CB	Richard Sherman	SEA
T	Jason Peters	PHI	S	Earl Thomas	SEA
T	Joe Staley	SF	S	Donte Whitner	SF
<b>Special Teams</b>					
PK	Steven Hauschka	SEA	P	Johnny Hekker	STL
KR	Cordarrelle Patterson*	MIN	PR	Golden Tate	SEA
ST	Justin Bethel	ARI			

## 2010

Offense			Defense		
QB	Michael Vick	PHI	DE	Julius Peppers	CHI
RB	Adrian Peterson	MIN	DE	Justin Tuck	NYG
RB	Michael Turner	ATL	DT	B.J. Raji	GB
WR	Calvin Johnson	DET	DT	Ndamukong Suh*	DET
WR	Roddy White	ATL	OLB	Clay Matthews	GB
TE	Jason Witten	DAL	OLB	DeMarcus Ware	DAL
C	Scott Wells	GB	ILB	Brian Urlacher	CHI
G	Jahri Evans	NO	CB	Asante Samuel	PHI
G	Chris Snee	NYG	CB	Tramon Williams	GB
T	Jordan Gross	CAR	S	Nick Collins	GB
T	Jason Peters	PHI	S	Antrel Rolle	NYG
<b>Special Teams</b>					
PK	Matt Bryant	ATL	P	Mat McBriar	DAL
KR	Leon Washington	SEA	PR	Devin Hester	CHI
ST	Eric Weems	ATL			

## 2014

Offense			Defense		
QB	Aaron Rodgers	GB	DE	Calais Campbell	ARI
RB	Marshawn Lynch	SEA	DE	Fletcher Cox	PHI
RB	DeMarco Murray	DAL	DT	Gerald McCoy	TB
WR	Dez Bryant	DAL	DT	Ndamukong Suh	DET
WR	Jordy Nelson	GB	OLB	Connor Barwin	PHI
TE	Greg Olsen	CAR	OLB	DeAndre Levy	DET
C	Travis Frederick	DAL	MLB	Luke Kuechly	CAR
G	Zack Martin*	DAL	CB	Richard Sherman	SEA
G	Josh Sitton	GB	CB	Desmond Trufant	ATL
T	Jason Peters	PHI	S	Glover Quin	DET
T	Tyron Smith	DAL	S	Earl Thomas	SEA
<b>Special Teams</b>					
PK	Dan Bailey	DAL	P	Johnny Hekker	STL
KR	Devin Hester	ATL	PR	Darren Sproles	PHI
ST	Justin Bethel	ARI			

## 2011

Offense			Defense		
QB	Aaron Rodgers	GB	DE	Jared Allen	MIN
RB	Marshawn Lynch	SEA	DE	Jason Pierre-Paul	NYG
RB	LeSean McCoy	PHI	DT	Jay Ratliff	DAL
WR	Victor Cruz	NYG	DT	Justin Smith	SF
WR	Calvin Johnson	DET	OLB	Clay Matthews	GB
TE	Jimmy Graham	NO	OLB	DeMarcus Ware	DAL
C	Ryan Kalil	CAR	ILB	Patrick Willis	SF
G	Jahri Evans	NO	CB	Carlos Rogers	SF
G	Carl Nicks	NO	CB	Charles Woodson	GB
T	Jason Peters	PHI	S	Dashon Goldson	SF
T	Joe Staley	SF	S	Earl Thomas	SEA
<b>Special Teams</b>					
PK	David Akers	SF	P	Andy Lee	SF
KR	Darren Sproles	NO	PR	Patrick Peterson*	ARI
ST	Corey Graham	CHI			

## 2015

Offense			Defense		
QB	Cam Newton	CAR	DE	Ezekiel Ansah	DET
RB	Doug Martin	TB	DE	Michael Bennett	SEA
RB	Adrian Peterson	MIN	DT	Aaron Donald	STL
WR	Odell Beckham Jr.	NYG	DT	Kawann Short	CAR
WR	Julio Jones	ATL	OLB	Thomas Davis	CAR
TE	Greg Olsen	CAR	OLB	Lavonte David	TB
C	Ryan Kalil	CAR	MLB	Luke Kuechly	CAR
G	Zack Martin	DAL	CB	Josh Norman	CAR
G	Josh Sitton	GB	CB	Patrick Peterson	ARI
T	Tyron Smith	DAL	S	Tyrann Mathieu	ARI
T	Trent Williams	WAS	S	Earl Thomas	SEA
<b>Special Teams</b>					
PK	Dan Bailey	DAL	P	Johnny Hekker	STL
KR	Cordarrelle Patterson	MIN	PR	Darren Sproles	PHI
ST	Justin Bethel	ARI			

# ALL-NFC TEAMS (2016-2023)

2016

Offense			Defense		
QB	Matt Ryan	ATL	DE	Cliff Avril	SEA
RB	Ezekiel Elliott*	DAL	DE	Brandon Graham	PHI
RB	David Johnson	ARI	DT	Aaron Donald	LAR
WR	Odell Beckham Jr.	NYG	DT	Damon Harrison	NYG
WR	Julio Jones	ATL	OLB	Vic Beasley	ATL
TE	Greg Olsen	CAR	OLB	Ryan Kerrigan	WAS
C	Travis Frederick	DAL	MLB	Bobby Wagner	SEA
G	T.J. Lang	GB	CB	Janoris Jenkins	NYG
G	Zack Martin	DAL	CB	Patrick Peterson	ARI
T	Tyron Smith	DAL	S	Ha Ha Clinton-Dix	GB
T	Trent Williams	WAS	S	Landon Collins	NYG
<b>Special Teams</b>					
PK	Matt Bryant	ATL	P	Johnny Hekker	LAR
KR	Cordarrelle Patterson	MIN	PR	Marcus Sherels	MIN
ST	Dwayne Harris	NYG			

2017

Offense			Defense		
QB	Carson Wentz	PHI	DE	Cameron Jordan	NO
RB	Todd Gurley	LAR	DE	DeMarcus Lawrence	DAL
RB	Alvin Kamara*	NO	DT	Fletcher Cox	PHI
WR	Julio Jones	ATL	DT	Aaron Donald	LAR
WR	Michael Thomas	NO	OLB	Chandler Jones	ARI
TE	Zach Ertz	PHI	OLB	Ryan Kerrigan	WAS
C	Jason Kelce	PHI	MLB	Luke Kuechly	CAR
G	Brandon Brooks	PHI	CB	Marshon Lattimore*	NO
G	Zack Martin	DAL	CB	Darius Slay	DET
T	Lane Johnson	PHI	S	Harrison Smith	MIN
T	Andrew Whitworth	LAR	S	Earl Thomas	SEA
<b>Special Teams</b>					
PK	Greg Zuerlein	LAR	P	Johnny Hekker	LAR
KR	Pharoh Cooper	LAR	PR	Jamal Agnew*	DET
ST	Budda Baker*	ARI			

2018

Offense			Defense		
QB	Drew Brees	NO	DE	Cameron Jordan	NO
RB	Ezekiel Elliott	DAL	DE	Danielle Hunter	MIN
				DeMarcus Lawrence	DAL
RB	Todd Gurley	LAR	DT	Fletcher Cox	PHI
WR	Julio Jones	ATL	DT	Aaron Donald	LAR
WR	Michael Thomas	NO	OLB	Ryan Kerrigan	WAS
TE	George Kittle	SF	OLB	Khalil Mack	CHI
C	Jason Kelce	PHI	MLB	Bobby Wagner	SEA
G	Brandon Brooks	PHI	CB	Kyle Fuller	CHI
G	Zack Martin	DAL	CB	Byron Jones	DAL
T	Terron Armstead	NO	S	Eddie Jackson	CHI
T	David Bakhtiari	GB	S	Harrison Smith	MIN
<b>Special Teams</b>					
PK	Aldrick Rosas	NYG	P	Michael Dickson*	SEA
KR	Richie James (r)	SF	PR	Tarik Cohen	CHI
ST	Cory Littleton	LAR			

2019

Offense			Defense		
QB	Russell Wilson	SEA	DE	Danielle Hunter	MIN
RB	Dalvin Cook	MIN	DE	Cameron Jordan	NO
RB	Christian McCaffrey	CAR	DT	Aaron Donald	LAR
WR	Julio Jones	ATL	DT	Grady Jarrett	ATL
WR	Michael Thomas	NO	OLB	Shaquil Barrett	TB
TE	George Kittle	SF	OLB	Chandler Jones	ARI
C	Jason Kelce	PHI	MLB	Bobby Wagner	SEA
G	Brandon Brooks	PHI	CB	Marshon Lattimore	NO
G	Zack Martin	DAL	CB	Richard Sherman	SF
T	David Bakhtiari	GB	S	Anthony Harris	MIN
T	Ryan Ramsey	NO	S	Harrison Smith	MIN
<b>Special Teams</b>					
PK	Wil Lutz	NO	P	Tress Way	WAS
KR	Cordarrelle Patterson	CHI	PR	Deonte Harris*	NO
ST	J.T. Gray	NO			

2020

Offense			Defense		
QB	Aaron Rodgers	GB	DE	Cameron Jordan	NO
RB	Dalvin Cook	MIN	DE	Chase Young*	WAS
RB	Alvin Kamara	NO	DT	Fletcher Cox	PHI
WR	Davante Adams	GB	DT	Aaron Donald	LAR
WR	DeAndre Hopkins	ARI	OLB	Khalil Mack	CHI
TE	T.J. Hockenson	DET	OLB	Za'Darius Smith	GB
C	Corey Linsley	GB	MLB	Fred Warner	SF
G	Ali Marpet	TB	CB	Jaire Alexander	GB
G	Brandon Scherff	WAS	CB	Jalen Ramsey	LAR
T	David Bakhtiari	GB	S	Jamal Adams	SEA
T	Trent Williams	SF	S	Budda Baker	ARI
<b>Special Teams</b>					
PK	Younghoe Koo	ATL	P	Jack Fox	DET
KR	Cordarrelle Patterson	CHI	PR	Jamal Agnew	DET
ST	Nick Bellore	SEA			

2021

Offense			Defense		
QB	Aaron Rodgers	GB	DE	Nick Bosa	SF
RB	Dalvin Cook	MIN	DE	Cameron Jordan	NO
RB	Antonio Gibson	WAS	DT	Jonathan Allen	WAS
WR	Davante Adams	GB	DT	Aaron Donald	LAR
WR	Cooper Kupp	LAR	OLB	Micah Parsons*	DAL
TE	George Kittle	SF	OLB	Robert Quinn	CHI
C	Jason Kelce	PHI	ILB	De'Vondre Campbell	GB
G	Ali Marpet	TB	CB	Trevon Diggs	DAL
G	Zack Martin	DAL	CB	Jalen Ramsey	LAR
T	Trent Williams	SF	S	Budda Baker	ARI
T	Tristan Wirfs	TB	S	Quandre Diggs	SEA
<b>Special Teams</b>					
PK	Matt Gay	LAR	P	Bryan Anger	DAL
KR	Kene Nwangwu*	MIN	PR	Jakeem Grant	CHI
ST	J.T. Gray	NO			

2022

Offense			Defense		
QB	Jalen Hurts	PHI	DE	Nick Bosa	SF
RB	Saquon Barkley	NYG	DE	Brian Burns	CAR
RB	Christian McCaffrey	SF	DT	Dexter Lawrence	NYG
WR	A.J. Brown	PHI	DT	Javon Hargrave	PHI
				Daron Payne	WAS
WR	Justin Jefferson	MIN	OLB	Micah Parsons	DAL
TE	George Kittle	SF	OLB	Haason Reddick	PHI
C	Jason Kelce	PHI	MLB	Fred Warner	SF
G	Chris Lindstrom	ATL	CB	Jaire Alexander	GB
G	Zack Martin	DAL	CB	Darius Slay	PHI
T	Lane Johnson	PHI	S	C.J. Gardner-Johnson	PHI
T	Trent Williams	SF	S	Talanoa Hufanga	SF
<b>Special Teams</b>					
PK	Jason Myers	SEA	P	Johnny Hekker	CAR
KR	Keisean Nixon	GB	PR	Kalif Raymond	DET
ST	Jeremy Reaves	WAS			

2023

Offense			Defense		
QB	Dak Prescott	DAL	DE	Nick Bosa	SF
RB	Christian McCaffrey	SF	DE	Aidan Hutchinson	DET
RB	Kyren Williams	LAR	DT	Aaron Donald	LAR
WR	Amon-Ra St. Brown	DET	DT	Dexter Lawrence	NYG
WR	CeeDee Lamb	DAL	OLB	Danielle Hunter	MIN
TE	George Kittle	SF	OLB	Micah Parsons	DAL
C	Jason Kelce	PHI	MLB	Fred Warner	SF
G	Chris Lindstrom	ATL	CB	DeRon Bland	DAL
G	Zack Martin	DAL	CB	Jaylon Johnson	CHI
T	Penei Sewell	DET	S	Jessie Bates III	ATL
T	Trent Williams	SF	S	Antoine Winfield Jr.	TB
<b>Special Teams</b>					
PK	Brandon Aubrey	DAL	P	Bryan Anger	DAL
KR	Keisean Nixon	GB	PR	Rashid Shaheed	NO
ST	Jalen Reeves-Maybin	DET			

\* - Also selected to PFWA All-Rookie Team in same season (since 1992)  
 (r) - Rookies who were not selected to PFWA All-Rookie teams (since 1992)

# ALL-CONFERENCE PLAYERS (1992-2023)

## OFFENSE (295)

### A

Davante Adams (WR; 3) ..... 2020n, 21n, 22a  
 Flozell Adams (T) ..... 2007n  
 Brandon Albert (T) ..... 2013a  
 Shaun Alexander (RB; 2) ..... 2004n, 05n  
 Keenan Allen (WR) ..... 2019a  
**Larry Allen (G/T; 7) ..... 1995n, 96n, 97n, 98n (T), 99n, 2000n, 01n**  
**Marcus Allen (RB) ..... 1993a**  
 Terry Allen (RB) ..... 1996n  
 Jamal Anderson (RB) ..... 1998n  
 Willie Anderson (T; 2) ..... 2005a, 06a  
 Mark Andrews (TE) ..... 2021a  
 Shawn Andrews (G; 2) ..... 2006n, 07n  
 Terron Armstead (T; 2) ..... 2018n, 22a  
 Bruce Armstrong (T; 2) ..... 1995a, 96a

### B

David Bakhtiari (T; 3) ..... 2018n, 19n, 20n  
 Howard Ballard (T; 2) ..... 1992a, 93a  
 Tiki Barber (RB; 3) ..... 2002n, 04n, 05n  
 Saquon Barkley (RB) ..... 2022n  
 Harris Barton (T; 2) ..... 1992n, 93n  
 Odell Beckham Jr. (WR; 2) ..... 2015n, 16n  
 Le'Veon Bell (RB; 3) ..... 2014a, 16a, 17a  
**Jerome Bettis (RB; 3) ..... 1993n\*, 96, 97a**  
 Matt Birk (C; 3) ..... 2000n, 03n, 07n  
 Joel Bitonio (G; 5) ..... 2014a\*, 20a, 21a, 22a, 23a  
 Garrett Bolles (T) ..... 2020a  
**Tony Boselli (T; 3) ..... 1997a, 98a, 99a**  
 David Boston (WR) ..... 2001n  
 Tom Brady (QB; 7) ..... 2007a, 10a, 11a, 14a, 15a, 16a, 17a  
 Drew Brees (QB; 5) ..... 2006n, 08n, 09n, 13n, 18n  
 Brandon Brooks (G; 3) ..... 2017n, 18n, 19n  
 A.J. Brown (WR) ..... 2022n  
 Antonio Brown (WR; 5) ..... 2013a, 14a, 15a, 16a, 17a  
 Duane Brown (T; 2) ..... 2011a, 12a  
 Jammal Brown (T) ..... 2006n  
 Lomas Brown (T; 3) ..... 1994n, 95n, 96n  
 Ray Brown (G) ..... 2001n  
 Ruben Brown (G; 2) ..... 1998a, 99a  
**Tim Brown (WR; 4) ..... 1993a, 94a, 95a, 97a**  
**Isaac Bruce (WR) ..... 1999n**  
 Dez Bryant (WR) ..... 2014n  
 Joe Burrow (QB) ..... 2021

### C

Jordan Cameron (TE) ..... 2013a  
**Cris Carter (WR; 2) ..... 1994n, 99n**  
 Jammal Charles (RB; 3) ..... 2010a, 12a, 13a  
 Ja'Marr Chase (WR) ..... 2021a\*  
 Mark Chmura (TE; 2) ..... 1995n, 98n  
 Jeff Christy (C; 2) ..... 1998n, 99n  
 Nick Chubb (RB; 4) ..... 2019a, 20a, 21a, 22a  
 Ryan Clady (T; 3) ..... 2008a/r, 09a, 12a  
 Dallas Clark (TE) ..... 2009a  
 Ben Coates (TE; 2) ..... 1994a, 95a  
 Jack Conklin (T) ..... 2020a  
 Dalvin Cook (RB; 3) ..... 2019n, 20n, 21n  
 Chris Cooley (TE) ..... 2005n  
 Nico Collins (WR) ..... 2023a  
 Alge Crumpler (TE; 2) ..... 2003n, 06n  
 Victor Cruz (WR) ..... 2011n  
 Daunte Culpepper (QB; 2) ..... 2000n, 04n  
 Randall Cunningham (QB) ..... 1998n

### D

Stephen Davis (RB) ..... 1999n  
**Terrell Davis (RB; 3) ..... 1996a, 97a, 98a**  
 Vernon Davis (TE) ..... 2009n  
 Dion Dawkins (T) ..... 2023a  
**Dermontti Dawson (C; 5) ..... 1994a, 95a, 96a, 97a, 98a**  
 David DeCastro (G; 2) ..... 2015a, 17a  
 David Diehl (T) ..... 2008n, 2010n  
 Kris Dielman (G; 2) ..... 2008a, 10a  
 Stefon Diggs (WR) ..... 2020a  
 Donald Driver (WR) ..... 2006n

### E

Ezekiel Elliott (RB; 2) ..... 2016n\*, 18n  
**John Elway (QB; 3) ..... 1993a, 96a, 97a**  
 Jahri Evans (G; 4) ..... 2009n, 10n, 11n, 12n

### F

**Alan Faneca (G; 10) ..... 2000a, 01a, 02a, 03a, 04a, 05a, 06a, 07a, 08a, 09a**  
**Marshall Faulk (RB; 5) ..... 1994a\*, 98a, 99n, 2000n, 01n**  
**Brett Favre (QB; 6) ..... 1995n, 96n, 97n, 2002n, 03n, 07n**  
 Larry Fitzgerald (WR; 3) ..... 2007n, 08n, 09n  
 Justin Forsett (RB) ..... 2014a  
 Matt Forte (RB) ..... 2013n  
 Arian Foster (RB; 2) ..... 2010a, 12a  
 Travis Frederick (C; 2) ..... 2014n, 16n  
 Antonio Freeman (WR) ..... 1998n

### G

Rich Gannon (QB; 3) ..... 2000a, 01a, 02a  
 Antonio Gates (TE; 5) ..... 2004a, 05a, 06a, 07a, 10a  
 Eddie George (RB; 2) ..... 1999a, 2000a

Antonio Gibson (RB) ..... 2021n  
 Kevin Glover (C; 4) ..... 1994n, 95n, 96n, 97n  
 Kevin Gogan (G) ..... 1998n  
**Tony Gonzalez (TE; 6) ..... 1999a, 2000a, 01a, 02a, 03a, 08a**  
 Josh Gordon (WR) ..... 2013a  
 Frank Gore (RB) ..... 2006n  
 Jimmy Graham (TE; 2) ..... 2011n, 13n  
 A.J. Green (WR) ..... 2012a  
 Ahman Green (RB; 2) ..... 2001n, 03n  
 Rob Gronkowski (TE; 5) ..... 2011a, 12a, 14a, 15a, 17a  
 Jordan Gross (T; 2) ..... 2008n, 2010n  
 Todd Gurley (RB; 2) ..... 2017n, 18n  
 Andre Gurode (C) ..... 2009n

### H

Jim Harbaugh (QB) ..... 1995a  
**Marvin Harrison (WR; 8) ... 1999a, 2000a, 01a, 02a, 03a, 04a, 05a, 06a**  
 Matt Hasselbeck (QB) ..... 2005n  
 Garrison Hearst (RB) ..... 1998n  
 Derrick Henry (RB; 4) ..... 2018a, 19a, 20a, 23a  
 Tyreek Hill (WR; 5) ..... 2018a, 20a, 21a, 22a, 23a  
 T.Y. Hilton (WR) ..... 2016a  
 T.J. Hockenson (TE) ..... 2020n  
 Priest Holmes (RB; 3) ..... 2001a, 02a, 03a  
 Torry Holt (WR; 2) ..... 2003n, 06n  
 Brad Hopkins (T) ..... 2000a  
 DeAndre Hopkins (WR; 5) ..... 2015a, 17a, 18a, 19a, 20n  
 Rodney Hudson (C; 3) ..... 2015a, 16a, 19a  
 Creed Humphrey (C; 3) ..... 2021a\*, 22a, 23a  
 Kareem Hunt (RB) ..... 2017a\*  
 Jalen Hurts (QB) ..... 2022n  
**Steve Hutchinson (G; 7) ..... 2003n, 04n, 05n, 06n, 07n, 08n, 09n**

### I

Mike Iupati (G) ..... 2012n  
 Chris Ivory (RB) ..... 2015a

### J

DeSean Jackson (WR) ..... 2009n  
 John Jackson (T) ..... 1993a  
 Keith Jackson (TE) ..... 1992a  
 Lamar Jackson (QB; 2) ..... 2019a, 23a  
 Steven Jackson (RB; 2) ..... 2006n, 09n  
**Edgerrin James (RB; 4) ..... 1999a\*, 2000a, 04a, 05a**  
 Josh Jacobs (RB) ..... 2022a  
 Justin Jefferson (WR) ..... 2022n  
 Hayward Jeffries (WR) ..... 1992a  
**Andre Johnson (WR; 4) ..... 2008a, 09a, 10a, 12a**  
**Calvin Johnson (WR; 4) ..... 2010n, 11n, 12n, 13n**  
 Chad Johnson (WR; 4) ..... 2003a, 04a, 05a, 06a  
 Chris Johnson (RB; 2) ..... 2008a\*, 09a  
 David Johnson (RB) ..... 2016n  
 Keyshawn Johnson (WR) ..... 1998a  
 Lane Johnson (T; 2) ..... 2017n, 22n  
 Larry Johnson (RB; 2) ..... 2005a, 06a  
 Tre Johnson (G) ..... 1999n  
 Brent Jones (TE; 2) ..... 1993n, 94n  
 Julio Jones (WR; 5) ..... 2015n, 16n, 17n, 18n, 19n  
 Thomas Jones (RB) ..... 2008a  
 Tony Jones (T) ..... 1994a  
**Walter Jones (T; 6) ..... 2002n, 03n, 04n, 05n, 06n, 07n**  
 Maurice Jones-Drew (RB; 2) ..... 2009a, 11a

### K

Ryan Kalil (C; 3) ..... 2011n, 13n, 15n  
 Alvin Kamara (RB; 2) ..... 2017n, 20n  
 Jason Kelce (C; 6) ..... 2017, 18n, 19n, 21n, 22n, 23n  
 Travis Kelce (TE; 6) ..... 2016a, 18a, 19a, 20a, 22a, 23a  
 Ryan Kelly (C) ..... 2020a  
 Lincoln Kennedy (T; 2) ..... 2001, 02a  
 George Kittle (TE; 5) ..... 2018n, 19n, 21n, 22n, 23n  
 Olin Kreutz (C; 4) ..... 2001n, 04, 05n, 06n  
 Cooper Kupp (WR) ..... 2021n

### L

CeeDee Lamb (WR) ..... 2023n  
 T.J. Lang (G) ..... 2016n  
 Dorsey Levens (RB) ..... 1997n  
 Taylor Lewan (T; 2) ..... 2017a, 18a  
 Chad Lewis (TE) ..... 2000n  
 Jamal Lewis (RB) ..... 2013a  
 Matt Light (T) ..... 2007a  
 Phillip Lindsay (RB) ..... 2018a\*  
 Chris Lindstrom (G; 2) ..... 2022n, 23n  
 Corey Linsley (C) ..... 2020n  
 Jake Long (T) ..... 2010a  
 Marshawn Lynch (RB; 3) ..... 2011n, 12n, 14n

### M

Alex Mack (C; 2) ..... 2013a, 15a  
 Patrick Mahomes (QB; 3) ..... 2018a, 20a, 22a  
 Nick Mangold (C; 3) ..... 2009a, 10a, 14a  
 Logan Mankins (G; 4) ..... 2007a, 09a, 12a, 13a  
**Peyton Manning (QB; 9) ..... 1999a, 2003a, 04a, 05a, 06a, 08a, 09a, 12a, 13a**  
**Dan Marino (QB; 2) ..... 1992a, 94a**  
 Ali Marpet (G; 2) ..... 2020n, 21n  
 Brandon Marshall (WR; 2) ..... 2012n, 13n  
**Curtis Martin (RB; 3) ..... 1995a\*, 2001a, 04a**  
 Doug Martin (RB) ..... 2015n

Tony Martin (WR) ..... 1996a  
 Zack Martin (G; 9) ..... 2014n\*, 15n, 16n, 17n, 18n, 19n, 21n, 22n, 23n  
 Ryan Mathews (RB) ..... 2013a  
 Evan Mathis (G) ..... 2013n  
**Bruce Matthews (G/C; 6) ... 1992a (C), 93a (C), 95a, 97a, 98a, 99a**  
**Kevin Mawae (C; 5) ..... 1999a, 2001a, 02a, 04a, 08a**  
 Jermame Mayberry (G) ..... 2002n  
 Deuce McAllister (RB; 2) ..... 2002n, 03n  
 Christian McCaffery (RB; 3) ..... 2019n, 22n, 23n  
 LeSean McCoy (RB; 2) ..... 2011n, 13n  
**Randall McDaniel (G; 7) ..... 1992n, 93n, 94n, 95n, 96n, 97n, 98n**  
 Guy McIntyre (G) ..... 1992n, 93n, 94n, 95n  
 Anthony Miller (WR; 2) ..... 1992a, 93a  
 Kolton Miller (T) ..... 2021a  
 Herman Moore (WR; 3) ..... 1995n, 96n, 97n  
 Rob Moore (WR) ..... 1997n  
**Randy Moss (WR; 5) ..... 1998n\*, 2000n, 02n, 03n, 07a**  
 Santana Moss (WR) ..... 2005n  
 Raheem Mostert (RB) ..... 2023a  
 Eric Moulds (WR) ..... 1998a  
 Muhsin Muhammad (WR) ..... 2004n  
**Mike Munchak (G; 2) ..... 1992a, 93a**  
 DeMarco Murray (RB; 2) ..... 2014n, 16a  
 Latavius Murray (RB) ..... 2015a  
 Chris Myers (C) ..... 2012a

### N

Tom Nalen (C; 2) ..... 2000a, 03a  
 Jordy Nelson (WR) ..... 2014n  
 Quenton Nelson (G; 4) ..... 2018a\*, 19a, 20a, 21a  
 Jeremy Newberry (C) ..... 2002n  
 Cam Newton (QB) ..... 2015n  
 Nate Newton (G; 2) ..... 1993n, 94n  
 Carl Nicks (G) ..... 2011n  
 Jay Novacek (TE) ..... 1992n

### O

**Jonathan Ogden (T; 9) ... 1997a, 98a, 99a, 2000a, 01a, 02a, 03a, 04a, 06a**  
 Shaun O'Hara (C) ..... 2008n  
 Russell Okung (T) ..... 2012n  
 Greg Olsen (TE; 3) ..... 2014n, 15n, 16n  
 Kelechi Osemele (G; 2) ..... 2016a, 17a  
**Terrell Owens (WR; 5) ..... 2000n, 01n, 02n, 04n, 07n**

### P

**Orlando Pace (T; 5) ..... 1999n, 2000n, 01n, 03n, 05n**  
 Willie Parker (RB) ..... 2007a  
 Donald Penn (T) ..... 2016a  
 Jason Peters (T; 6) ..... 2007a, 09n, 10n, 11n, 13n, 14n  
 Adrian Peterson (RB; 6) ..... 2007n\*, 08n, 09n, 10n, 12n, 15n  
 Carl Pickens (WR; 2) ..... 1995a, 96a  
 Dak Prescott (QB) ..... 2023n  
 Maurkice Pouncey (C; 3) ..... 2011a, 17a, 18a

### R

Ryan Ramczyk (T) ..... 2019n  
**Andre Reed (WR) ..... 1994a**  
**Jerry Rice (WR; 5) ..... 1992n, 93n, 94n, 95n, 96n**  
 Ray Rice (RB) ..... 2011a  
 Marco Rivera (G; 2) ..... 2003n, 04n  
**Willie Roaf (T; 9) ... 1994n, 95n, 96n, 97n, 99n, 2000n, 03a, 04a, 05a**  
 Aaron Rodgers (QB; 5) ..... 2011n, 12n, 14n, 20n, 21n  
 Michael Roos (T) ..... 2008a  
 Matt Ryan (QB) ..... 2016n

### S

Chris Samuels (TE) ..... 2011n  
**Barry Sanders (RB; 5) ..... 1992n, 94n, 95n, 96n, 97n**  
 Jeff Saturday (C; 3) ..... 2005a, 06a, 07a  
 Brandon Scherff (G) ..... 2020n  
 Mitchell Schwartz (T; 3) ..... 2017a, 18a, 19a  
 Dave Scott (G) ..... 1997a  
 Penei Sewell (T) ..... 2023n  
**Shannon Sharpe (TE; 4) ..... 1993a, 96a, 97a, 98a**  
 Sterling Sharpe (WR; 2) ..... 1992n, 93n  
**Will Shields (G; 7) ..... 1996a, 2001a, 02a, 03a, 04a, 05a, 06a**  
 Jeremy Shockey (TE) ..... 2002n\*  
 Keith Sims (G) ..... 1994a  
 Josh Sitton (G; 3) ..... 2013n, 14n, 15n  
 Rashawn Slater (T) ..... 2021a\*  
**Emmitt Smith (RB; 4) ..... 1992n, 93n, 94n, 95n**  
 Jimmy Smith (WR) ..... 1999a  
 Robert Smith (RB) ..... 2000n  
 Rod Smith (WR; 2) ..... 2000a, 01a  
 Steve Smith (WR) ..... 2005n  
 Tyron Smith (T; 3) ..... 2014n, 15n, 16n  
 Chris Snee (G; 2) ..... 2008n, 2010n  
 Amon-Ra St. Brown (WR) ..... 2023n  
 Joe Staley (T; 3) ..... 2011n, 12n, 13n  
 Ronnie Stanley (T) ..... 2019a  
 Mark Stepnoski (C; 2) ..... 1992n, 93n  
 Todd Stuebbie (T; 2) ..... 1997n, 98n  
 Ron Stone (G; 2) ..... 2000n, 02n  
 John Sullivan (C) ..... 2012n

### T

Jonathan Taylor (RB) ..... 2021a  
 Vinny Testaverde (QB) ..... 1998a  
 Yancey Thigpen (WR) ..... 1997a

# ALL-CONFERENCE PLAYERS (1992-2023)

Demaryius Thomas (WR) .....	2014a
<b>Joe Thomas (T; 7) .....</b>	<b>2009a, 10a, 11a, 13a, 14a, 15a, 16a</b>
Michael Thomas (WR; 3) .....	2017n, 18n, 19n
<b>Thurman Thomas (RB; 2) .....</b>	<b>1992a, 93a</b>
Tra Thomas (T; 2) .....	2002n, 04n
Joe Thuney (G; 2) .....	2022a, 23a
<b>LaDainian Tomlinson (RB; 2) .....</b>	<b>2006a, 07a</b>
Michael Turner (RB; 2) .....	2008n, 10n
Laremy Tunsil (T; 2) .....	2022a, 23a
<b>V</b>	
Louis Vasquez (G) .....	2013a
Michael Vick (QB) .....	2010n
Alejandro Villanueva (T) .....	2017a
<b>W</b>	
Mike Wahle (G) .....	2005n
Mike Wallace (WR) .....	2011a
Steve Wallace (T) .....	1992n
Wesley Walls (TE; 4) .....	1996n, 97n, 99n, 2001n
Hines Ward (WR) .....	2002a
<b>Kurt Warner (QB; 2) .....</b>	<b>1999n, 2001n</b>
Chris Warren (RB; 2) .....	1994a, 95a
Brian Waters (G; 2) .....	2010a, 11a
Reggie Wayne (WR; 2) .....	2007a, 10a
Richmond Webb (T; 3) .....	1992a, 94a, 95a
Wes Welker (WR; 3) .....	2008a, 09a, 11a
Scott Wells (C) .....	2010n
Carson Wentz (QB) .....	2017n
Brian Westbrook (RB) .....	2007n
Roddy White (WR; 2) .....	2008n, 10n
Andrew Whitworth (T; 3) .....	2014a, 15a, 17n
Erik Williams (T) .....	1993n
Kyren Williams (RB) .....	2023n
Ricky Williams (RB) .....	2002a
Trent Williams (T; 6) .....	2015n, 16n, 20n, 21n, 22n, 23n
Russell Wilson (QB) .....	2019n
Tristan Wirfs (T) .....	2021n
Steve Wisniewski (G; 6) .....	1992a, 93a, 94a, 95a, 96a, 2000a
Jason Witten (TE; 5) .....	2004n, 07n, 08n, 10n, 12n
<b>Y</b>	
Marshal Yanda (G; 7) .....	2011a, 12a, 14a, 15a, 16a, 18a, 19a
<b>Steve Young (QB; 3) .....</b>	<b>1992n, 93n, 94n</b>
<b>Z</b>	
<b>Gary Zimmerman (T) .....</b>	<b>1996a</b>

## DEFENSE (340)

<b>A</b>	
John Abraham (DE; 3) .....	2001a, 02a, 08n
Jamal Adams (S; 3) .....	2018a, 19a, 20n
Sam Adams (DT; 2) .....	2000a, 01a
Jaire Alexander (CB; 2) .....	2020n, 22n
Lorenzo Alexander (OLB) .....	2016a
Eric Allen (CB) .....	1993n
Jared Allen (DE; 4) .....	2007a, 09n, 11n, 12n
Josh Allen (OLB) .....	2023a
Jonathan Allen (DT) .....	2021n
Ashley Ambrose (CB) .....	1996a
Ezekiel Ansah (DE) .....	2015n
Jesse Armstead (OLB; 4) .....	1997n, 98n, 99n, 2000n
Trace Armstrong (DE) .....	2000a
LaVar Arrington (OLB; 3) .....	2001n, 02n, 03n
Nnamdi Asomugha (CB; 3) .....	2008a, 09a, 10a
Ceno Atkins (DT; 5) .....	2012a, 15a, 16a, 17a, 18a
<b>Steve Atwater (S; 2) .....</b>	<b>1992a, 96a</b>
Cliff Avril (DE) .....	2016n
<b>B</b>	
<b>Champ Bailey (CB; 6) .....</b>	<b>2000n, 03n, 04a, 05a, 06a, 12a</b>
Budda Baker (S; 2) .....	2020n, 21n
<b>Ronde Barber (CB) .....</b>	<b>2005n</b>
Shaquill Barrett (OLB) .....	2019n
Connor Barwin (OLB) .....	2014n
Jessie Bates III (S) .....	2023n
Vic Beasley (OLB) .....	2016n
Michael Bennett (DE) .....	2015n
Bertrand Berry (DE) .....	2004n
Eric Berry (S; 3) .....	2013a, 15a, 16a
Blaine Bishop (S) .....	1995a
DeRon Bland (CB) .....	2023n
Dre' Bly (CB) .....	2003n
Joey Bosa (DE; 3) .....	2017a, 19a, 20a
Nick Bosa (DE; 3) .....	2021n, 22n, 23n
Peter Boulware (OLB) .....	1999a
A.J. Bouye (CB) .....	2017a
Tony Brackens (DE) .....	1999a
Lance Briggs (OLB; 4) .....	2005n, 06n, 08n, 09n
Keith Brooking (OLB) .....	2004n
Ahmad Brooks (OLB) .....	2013n
<b>Derrick Brooks (OLB; 8) .....</b>	<b>1997n, 98n, 99n, 2000n, 01n, 02n, 04n, 05n</b>
Michael Brooks (ILB) .....	1993n
Chad Brown (OLB; 2) .....	1996a, 98a
Mike Brown (S) .....	2005n
Vincent Brown (ILB) .....	1993a
Ray Buchanan (CB) .....	1998n

DeForest Buckner (DT) .....	2020a
Keith Bulluck (OLB; 2) .....	2002a, 03a
Vontaze Burfict (ILB) .....	2013a
Derrick Burgess (DE) .....	2005a
Brian Burns (DE) .....	2022
<b>LeRoy Butler (S; 4) .....</b>	<b>1993n, 96n, 97n, 98n</b>
Kevin Byard (S; 2) .....	2017a, 21a
Gill Byrd (CB) .....	1992a
Jarius Byrd (S; 2) .....	2009a*, 12a
<b>C</b>	
Calais Campbell (DE; 3) .....	2014n, 17a, 19a
De'Vondre Campbell (ILB) .....	2021n
Andre Carter (DE) .....	2011a
Dale Carter (CB; 3) .....	1995a, 96a, 97a
Kevin Carter (DE) .....	1999n
Jurrell Casey (DT) .....	2013a
Chuck Cecil (S) .....	1992n
Ray Childress (DT; 2) .....	1992a, 93a
Bradley Chubb (OLB) .....	2020a
Ha Ha Clinton-Dix (S) .....	2016n
Jadeveon Clowney (DE/OLB; 2) .....	2016a (DE), 17a (OLB)
Trent Cole (DE) .....	2009n
Rod Coleman (DT; 2) .....	2004n, 05n
Landon Collins (S) .....	2016n
Nick Collins (S; 2) .....	2008n, 10n
Bryan Cox (OLB/ILB; 2) .....	1992a (OLB), 94 (ILB)
Fletcher Cox (DT/DE; 4) .....	2014n (DE), 17n, 18n, 20n
Antonio Cromartie (CB; 2) .....	2007a, 12a
Maxx Crosby (DE; 3) .....	2021a, 22a, 23a
Brian Cushing (OLB/ILB; 2) .....	2009a (OLB)*, 11a (ILB)
<b>D</b>	
Marcell Dareus (DT) .....	2014a
Lavonte David (OLB; 2) .....	2013n, 15n
Eric Davis (CB) .....	1995n
Thomas Davis (OLB) .....	2015n
<b>Brian Dawkins (S; 6) .....</b>	<b>1999n, 2001n, 02n, 04n, 06n, 09a</b>
Jack Del Rio (ILB) .....	1994n
Quandre Diggs (S) .....	2021n
Trevon Diggs (CB) .....	2021n
Chris Doleman (DE) .....	1992n
Aaron Donald (DT; 8) .....	2015n, 16n, 17n, 18n, 19n, 20n, 21n, 23n
Hugh Douglas (DE; 2) .....	2000n, 02n
Elvis Dumervil (OLB/DE; 2) .....	2009a (OLB), 11a (DE)
<b>E</b>	
Luther Elliss (DT) .....	1999n
Byron Evans (ILB) .....	1992n
<b>F</b>	
James Farrior (MLB) .....	2004a
Cortland Finnegan (CB) .....	2008a
Minkah Fitzpatrick (S; 3) .....	2019a, 20a, 22a
<b>Dwight Freeney (DE; 5) .....</b>	<b>2003a, 04a, 05a, 09a, 10a</b>
Kyle Fuller (CB) .....	2018n
William Fuller (DE) .....	1995n
<b>G</b>	
Ahmad "Sauce" Gardner (CB; 2) .....	2022a*, 23a
C.J. Gardner-Johnson (S) .....	2022n
Myles Garrett (DE; 5) .....	2018a, 20a, 21a, 22a, 23a
Sean Gilbert (DT) .....	1993n
Jason Gildon (OLB) .....	2001a
Stephon Gilmore (CB; 2) .....	2018a, 19a
Aaron Glenn (CB; 3) .....	1997a, 98a, 2002a
La'Ro'i Glover (DT; 3) .....	2000n, 02n, 03n
Dashon Goldson (S; 2) .....	2011n, 12n
Brandon Graham (DE) .....	2016n
<b>Kevin Greene (OLB; 2) .....</b>	<b>1994a, 96n</b>
Brent Grimes (CB) .....	2013a
<b>H</b>	
Joe Haden (CB) .....	2013a
<b>Charles Haley (DE) .....</b>	<b>1994n</b>
Kyle Hamilton (S) .....	2023a
Merton Hanks (S; 3) .....	1994n, 95n, 97n
Greg Hardy (DE) .....	2013n
Kevin Hardy (OLB) .....	1999a
Javon Hargrave (DT) .....	2022
Al Harris (CB; 2) .....	2006n, 07n
Anthony Harris (CB) .....	2019n
Tommie Harris (DT; 2) .....	2005n, 06n
Chris Harris Jr. (CB; 2) .....	2014a, 15a
Damon Harrison (DT) .....	2016n
James Harrison (OLB; 3) .....	2007a, 08a, 10a
Rodney Harrison (S; 3) .....	1998a, 2001a, 03a
Ken Harvey (OLB; 2) .....	1994n, 95n
James Hasty (CB) .....	1997a
Albert Haynesworth (DT; 2) .....	2007a, 08a
Cameron Heyward (DT; 2) .....	2019a, 21a
Alex Highsmith (OLB) .....	2022a
Dont'a Hightower (MLB) .....	2016a
Jevon Holland (S) .....	2023a
Pierce Holt (DT) .....	1992n
Justin Houston (OLB; 2) .....	2013a, 14a
Xavien Howard (CB; 3) .....	2018a, 20a, 21a
Talanoa Hufanga (S) .....	2022n
Danielle Hunter (DE/OLB; 3) .....	2018n, 19n, 23n (OLB)

Aidan Hutchinson (DE) .....	2023n
<b>J</b>	
Eddie Jackson (S) .....	2018n
J.C. Jackson (CB) .....	2021a
Malik Jackson (DT) .....	2017a
<b>Rickey Jackson (OLB; 2) .....</b>	<b>1992n, 93n</b>
Derwin James (S; 2) .....	2018a*, 22a
Grady Jarrett (DT) .....	2019n
Janoris Jenkins (CB) .....	2016n
Kris Jenkins (DT; 2) .....	2008a, 13n
Derrick Johnson (MLB/ILB; 2) .....	2012a (MLB), 15a (ILB)
Jaylon Johnson (CB) .....	2023n
Joe Johnson (DE) .....	2000n
Bryon Jones (CB) .....	2018n
Chandler Jones (OLB; 2) .....	2017n, 19n
Chris Jones (DT; 6) .....	2018a, 19a, 20a, 21a, 22a, 23a
Henry Jones (S) .....	1992a
Cameron Jordan (DE; 5) .....	2017n, 18n, 19n, 20n, 21n
Jonathan Joseph (CB) .....	2011a
Seth Joyner (OLB) .....	1993n
Matthew Judon (OLB; 3) .....	2019a, 21a, 22a
Cato June (OLB) .....	2005a
<b>K</b>	
Aaron Kampman (DE; 2) .....	2006n, 07n
Jevon Kearse (DE) .....	1999a*
<b>Cortez Kennedy (DT; 4) .....</b>	<b>1992a, 93a, 94a, 96a</b>
Patrick Kerney (DE) .....	2007n
Ryan Kerrigan (MLB; 3) .....	2016n, 17n, 18n
Levon Kirkland (OLB; 2) .....	1996a, 97a
Luke Kuechly (MLB/ILB; 4) .....	2013n (ILB), 14n, 15n, 17n
<b>L</b>	
Carnell Lake (S; 5) .....	1994a, 95a, 96a, 97a, 99a
Lamar Lathon (OLB) .....	1996n
Marshon Lattimore (CB; 2) .....	2017n, 19n
<b>Ty Law (CB; 2) .....</b>	<b>1998a, 2003a</b>
DeMarcus Lawrence (DE; 2) .....	2017n, 18n
Dexter Lawrence (DT; 2) .....	2022n, 23n
Darius Leonard (MLB/OLB/ILB; 4) .....	2018a* (OLB), 19a (ILB), 20a, 21a
DeAndre Levy (OLB) .....	2014n
Michael Lewis (S) .....	2004n
Mo Lewis (OLB; 2) .....	1998a, 2000a
<b>Ray Lewis (MLB/ILB; 6) ... 1999a, 2000a, 01a, 03a, 08a (ILB), 09a (ILB)</b>	
Leonard Little (DE) .....	2003n
Greg Lloyd (CB; 3) .....	1993a, 94a, 95a
Todd Lyght (CB) .....	1999n
<b>John Lynch (S; 3) .....</b>	<b>1999n, 2000n, 01n</b>
<b>M</b>	
Khalil Mack (OLB/DE; 5) .....	2015a (DE & OLB); 16a (DE), 18n, 20n
Sam Madison (CB; 3) .....	1999a, 2000a, 01a
Brock Marion (S) .....	2000a
Wilber Marshall (OLB) .....	1992n
Tyrann Mathieu (S; 2) .....	2015n, 20a
Rashean Mathis (CB) .....	2006a
Robert Mathis (DE/OLB; 3) .....	2008a, 10a, 13a (OLB)
Clay Matthews (OLB; 3) .....	2010n, 11n, 12n
Jerod Mayo (ILB/OLB; 2) .....	2010a (ILB), 12a (OLB)
Chris McAllister (CB) .....	2004a
Devin McCourty (S; 2) .....	2014a, 16a
Gerald McCoy (DT; 3) .....	2012n, 13n, 14n
Michael McCrary (DE) .....	1998a
Terry McDaniels (CB; 3) .....	1993a, 94a, 95a
Tim McDonald (S; 2) .....	1992n, 93n
Chester McGlockton (DT; 3) .....	1994a, 95a, 96a
Audray McMillian (CB) .....	1992n
Shawne Merriman (OLB) .....	2006a
Matt Milano (OLB) .....	2022a
Jamir Miller (OLB) .....	2001a
Von Miller (OLB; 7) .....	2011a*, 12a, 14a, 15a, 16a, 17a, 18a
Lawyer Milroy (S; 3) .....	1998a, 99a, 2001a
<b>Sam Mills (ILB/MLB; 2) .....</b>	<b>1992n (ILB), 96n (MLB)</b>
John Mobley (OLB) .....	1997a
Dan Morgan (MLB) .....	2004n
C.J. Mosley (ILB; 2) .....	2014a*, 18a
<b>N</b>	
Reggie Nelson (S) .....	2015a
Haloti Ngata (DT; 3) .....	2009a, 10a, 11a
Dat Nguyen (MLB) .....	2003n
Hardy Nickerson (MLB/ILB; 3) .....	1993n (ILB), 97n, 99n
Josh Norman (CB) .....	2015n
Ken Norton Jr. (MLB) .....	1995n
<b>O</b>	
Adewale Ogunleye (DE) .....	2003a
Deltha O'Neal (CB; 2) .....	2001a, 05a
Leslie O'Neal (DE; 2) .....	1992a, 94a
<b>P</b>	
Tony Parrish (S) .....	2003n
Micah Parsons (OLB; 2) .....	2021n*, 22n, 23n
Bryce Paup (OLB; 2) .....	1994n, 95a
Daron Payne (DT) .....	2022n
<b>Julius Peppers (DE; 4) .....</b>	<b>2004n, 06n, 10n, 12n</b>
Marcus Peters (CB; 2) .....	2015a*, 16a
Julian Peterson (OLB; 2) .....	2003n, 07n
Patrick Peterson (CB; 3) .....	2013n, 15n, 16n

# ALL-CONFERENCE PLAYERS (1992-2023)

Jermaine Phillips (S).....	2007n
Jason Pierre-Paul (DE).....	2011n
Dontari Poe (DT).....	2013a
<b>Troy Polamalu (S; 5).....</b>	<b>2004a, 05a, 08a, 10a, 11a</b>
Robert Porcher (DE; 3).....	1997n, 99n, 2001n
Joey Porter (OLB; 4).....	2002a, 04a, 05a, 08a
Jordan Poyer (S).....	2021a
Trevor Pryce (DT; 2).....	1999a, 2000a
<b>Q</b>	
Glover Quin (S).....	2014n
Robert Quinn (DE/OLB; 2).....	2013n (DE), 21n (OLB)
<b>R</b>	
B.J. Raji (DT).....	2010n
Jalen Ramsey (CB; 3).....	2017a, 20n, 21n
<b>John Randle (DT; 7).....</b>	<b>1993n, 94n, 95n, 96n, 97n, 98n, 2001a</b>
Jay Ratliff (DT; 3).....	2008n, 09n, 11n
Haason Reddick (OLB).....	2022n
<b>Ed Reed (S; 7).....</b>	<b>2003a, 04a, 06a, 07a, 08a, 10a, 11a</b>
<b>Darrelle Revis (CB; 4).....</b>	<b>2009a, 10a, 11a, 14a</b>
Ricky Reynolds (CB).....	1992n
Kerry Rhodes (S).....	2006a
Simeon Rice (DE).....	2002n
Marcus Robertson (S).....	1993a
Eugene Robinson (S; 2).....	1993a, 98n
Carlos Rogers (CB).....	2011n
Antrel Rolle (S).....	2010n
Samari Rolle (CB).....	2000a
Darrell Russell (DT; 2).....	1998a, 99a
DeMeco Ryans (MLB).....	2007a
<b>S</b>	
Dan Saleaumua (DT).....	1995a
Asante Samuel (CB; 3).....	2007a, 09n, 10n
Bob Sanders (S; 2).....	2005a, 07a
<b>Deion Sanders (CB; 6).....</b>	<b>1993n, 94n, 96n, 97n, 98n, 99n</b>
<b>Warren Sapp (DT; 5).....</b>	<b>1998n, 99n, 2000n, 01n, 02n</b>
Aaron Schobel (S).....	2006a
Lance Schulters (S).....	2002a
<b>Junior Seau (ILB/MLB/OLB; 6) ..</b>	<b>1992a, 93a, 94a, 95a (MLB), 96a (MLB), 2000a (OLB)</b>
<b>Richard Seymour (DT; 5).....</b>	<b>2002a, 03a, 04a, 05a, 06a</b>
Darren Sharper (S; 5).....	2000n, 02n, 05n, 07n, 09n
Ryan Shazier (MLB).....	2017a
Lito Sheppard (CB; 2).....	2004n, 2006n
Richard Sherman (CB; 4).....	2012n, 13n, 14n, 19n
Kawann Short (DT).....	2015n
Michael Sinclair (DE; 2).....	1997a, 98a
Chris Slade (OLB).....	1997a
Darius Slay (CB; 2).....	2017n, 22n
Aldon Smith (OLB).....	2012n
<b>Bruce Smith (DE; 6).....</b>	<b>1992a, 93a, 94a, 95a, 96a, 97a</b>
Chuck Smith (DE).....	1997n
Harrison Smith (S; 3).....	2017n, 18n, 19n
Justin Smith (DT; 2).....	2011n, 12n
Neil Smith (DE; 2).....	1993a, 95a
Roquan Smith (MLB; 2).....	2022a, 23a
Za'Darius Smith (OLB).....	2020n
Chris Spielman (ILB).....	1994n
Takeo Spikes (OLB; 2).....	2003a, 04a
Shawn Springs (CB).....	2004n
Joel Steed (DT).....	1997a
<b>Michael Strahan (DE; 5).....</b>	<b>1997n, 98n, 2001n, 03n, 05n</b>
Marcus Stroud (DT; 2).....	2003a, 04a
Dana Stubblefield (DT; 3).....	1994n, 95n, 97n
Terrell Suggs (OLB).....	2011a
Ndamukong Suh (DT; 5).....	2010n*, 13n, 14n, 15a, 16a
Patrick Surtain (CB; 2).....	2002a, 03a
Patrick Surtain II (CB; 2).....	2022a, 23a
<b>T</b>	
Aqib Talib (CB).....	2016a
Darryl Talley (OLB).....	1993a
Bobby Taylor (CB).....	2002n
<b>Jason Taylor (DE; 4).....</b>	<b>2000a, 02a, 04a, 06a</b>
Adalius Thomas (OLB).....	2006a
<b>Derrick Thomas (OLB; 2).....</b>	<b>1992a, 96a</b>
Earl Thomas (S; 6).....	2011n, 12n, 13n, 14n, 15n, 17n
Henry Thomas (DT).....	1992n
William Thomas (OLB).....	1995n
<b>Zach Thomas (MLB; 2).....</b>	<b>2002a, 06a</b>
Charles Tillman (CB).....	2012n
Tony Tolbert (DE).....	1996n
Jeremiah Trotter (MLB).....	2000n
Desmond Trufant (CB).....	2014n
Marcus Trufant (CB).....	2007n
Justin Tuck (DE; 2).....	2008n, 10n
Jesse Tuggle (MLB).....	1998n
Eric Turner (S).....	1994a
<b>U</b>	
Osi Umenyiora (DE).....	2005n
<b>Brian Urlacher (MLB/ILB; 5).....</b>	<b>2001n, 02n, 05n, 06n, 10n (ILB)</b>
<b>V</b>	
Kyle Vanden Bosch (DE).....	2007a
Nathan Vasher (CB).....	2005n
Troy Vincent (CB; 3).....	2000n, 01n, 02n
Mike Vrabel (OLB).....	2007a

<b>W</b>	
Bobby Wagner (MLB; 3).....	2016n, 18n, 19n
Cameron Wake (DE/OLB; 3).....	2010a (OLB), 12a, 13a
Gary Walker (DT).....	2002a
<b>DeMarcus Ware (OLB; 6).....</b>	<b>2006n, 07n, 08n, 09n, 10n, 11n</b>
Fred Warner (MLB; 3).....	2020n, 22n, 23n
Ted Washington (DT; 2).....	1997a, 98a
J.J. Watt (DE; 5).....	2012a, 13a, 14a, 15a, 18a
T.J. Watt (OLB; 4).....	2019a, 20a, 21a, 23a
Eric Weddle (S; 4).....	2012a, 13a, 14a, 17a
<b>Reggie White (DE; 6).....</b>	<b>1992n, 93n, 94n, 95n, 96n, 98n</b>
Tre'Davious White (CB; 2).....	2019a, 20a
Donte Whitner (S).....	2013n
Marcellus Wiley (DE).....	2001a
Vince Wilfork (DT; 5).....	2007a, 09a, 10a, 11a, 12a
Darryl Williams (S).....	1997a
<b>Aeneas Williams (CB; 4).....</b>	<b>1995n, 96n, 97n, 2001n</b>
Alfred Williams (DE).....	1996a
Jamal Williams (DT; 2).....	2005a, 06a
Kevin Williams (DT; 5).....	2004n, 06n, 07n, 08n, 09n
Kyle Williams (DT).....	2014a
Mario Williams (DE; 3).....	2008a, 09a, 14a
Pat Williams (DT).....	2007n
Quinnen Williams (DT; 2).....	2022a, 23a
Roy Williams (S).....	2003n
Tramon Williams (CB).....	2010n
<b>Patrick Willis (ILB/MLB; 5).....</b>	<b>2007n* (MLB), 08n, 09n, 11n, 12n (MLB)</b>
Adrian Wilson (S; 3).....	2006n, 08n, 09n
Al Wilson (MLB).....	2005a
Antoine Winfield (CB).....	2008n
Antoine Winfield Jr. (S).....	2023n
<b>Charles Woodson (CB; 5).....</b>	<b>1999a, 2001a, 08n, 09n, 11n</b>
Darren Woodson (S; 3).....	1994n, 95n, 96n
<b>Rod Woodson (CB/S; 5).....</b>	<b>1992a, 93a, 94a, 2000a (S), 02 (S)</b>
Donnell Woolford (CB).....	1994n
<b>Y</b>	
<b>Bryant Young (DT; 2).....</b>	<b>1996n, 2001n</b>
Chase Young (DE).....	2020n*

## SPECIAL TEAMS (200)

<b>A</b>	
Jamal Agnew (PR; 2).....	2017n*, 20n
David Akers (PK; 5).....	2001n, 02n, 04n, 09n, 11n
Lorenzo Alexander (ST).....	2012n
<b>Morten Andersen (PK; 2).....</b>	<b>1992n, 95n</b>
Gary Anderson (PK; 2).....	1993a, 98n
Bryan Anger (P; 2).....	2021n, 23n
Brandon Aubrey (PK).....	2023n
Brendon Ayanbadejo (ST; 3).....	2006n, 07n, 08a
Jerry Azumah (KR).....	2003n
<b>B</b>	
Dan Bailey (PK; 2).....	2014n, 15n
Jake Bailey (P).....	2020a
Budda Baker (ST).....	2017n*
Alex Bannister (ST).....	2003n
Bryan Barker (P).....	1997a
Michael Bates (ST/KR; 5) ..	1996n (KR), 97n (KR), 98n, 99n, 2000n
Nick Bellore (ST).....	2020n
Darren Bennett (P; 2).....	1995a/r, 2000a
Mitch Berger (P; 2).....	1999n, 2004n
Braxton Berrios (KR).....	2021a
Justin Bethel (ST; 3).....	2013n, 14n, 15n
Josh Bidwell (P).....	2005n
Rob Bironas (PK).....	2007a
Cary Blanchard (PK).....	1996a
Tony Brown (PR).....	2001a
Matt Bryant (PK; 2).....	2010n, 16n
<b>C</b>	
Rich Camarillo (P; 2).....	1992n, 93n
Michael Campanaro (PR).....	2017a
Daniel Carlson (PK).....	2022a
John Carney (PK; 2).....	1994a, 2008n
Tarik Cohen (PR).....	2018n
A.J. Cole (P; 2).....	2021a, 23a
Andre Coleman (KR/PR; 2).....	1994a/r (KR), 95a (PR)
Dustin Colquitt (P).....	2012a
Pharoh Cooper (KR).....	2017n
Josh Cribbs (KR/PR; 4).....	2007a (KR), 09a (KR & PR), 11a (PR)
Billy Cundiff (PK).....	2010a
<b>D</b>	
Phil Dawson (PK).....	2012a
Derius Davis (PR).....	2023a*
Quintin Demps (KR).....	2013a
Michael Dickson (P).....	2018n*
Maurice Douglass (ST).....	1994n
Eddie Drummond (KR/PR; 2).....	2004n (KR & PR)
Devin Duvernay (PR).....	2021a
<b>E</b>	
Jason Elam (PK; 3).....	1995a, 98a, 2001a
<b>F</b>	
Heath Farwell (ST).....	2009n
Jeff Feagles (P).....	1995n

Brandon Fields (P).....	2013a
Nick Folk (PK).....	2007n*
Jack Fox (P).....	2020n
<b>G</b>	
Chris Gardocki (P).....	1996a
Matt Gay (PK).....	2021n
Ian Gold (ST).....	2001a
Darrien Gordon (PR; 4).....	1994a, 96a, 97a, 2001n
Stephen Gostkowski (PK; 2).....	2008a, 15a
Robbie Gould (PK).....	2006n
Corey Graham (ST).....	2011n
Shayne Graham (PK).....	2005a
Martin Gramatica (PK).....	2000n
Jakeem Grant (PR).....	2021n
Mel Gray (KR).....	1994n
J.T. Gray (ST; 2).....	2019n, 21n
<b>H</b>	
Dante Hall (KR/PR; 2).....	2003a (KR & PR)
Chris Hanson (P).....	2002a
Jason Hanson (PK; 2).....	1997n, 99n
Justin Hardee (ST).....	2022a
Mecole Hardman (KR).....	2019a/r
Deonte Harris (PR).....	2019n*
Dwayne Harris (PR/ST; 2).....	2012n (PR), 16n (ST)
Percy Harvin (KR).....	2009n*
Steven Hauschka (PK).....	2013n
Vaughn Hebron (KR).....	1998a
Johnny Hekker (P; 6).....	2013n, 14n, 15n, 16n, 17n, 22n
Craig Henrich (P; 2).....	1998a, 2003a
<b>Devin Hester (KR/PR; 6) 2006n* (KR &amp; PR), 07n (KR &amp; PR), 10 (PR), 14n (KR)</b>	
Johnnie Lee Higgins (PR).....	2008a
Tyreek Hill (KR/PR; 2).....	2016a* (KR & PR)
Nyheim Hines (KR).....	2022a
Tony Horne (KR).....	1999n
Desmond Howard (PR; 2).....	1996n, 2000n
Tyrene Hughes (KR/PR; 2).....	1993n*/r (KR & PR)
<b>I</b>	
Larry Izzo (ST; 3).....	2000a, 02a, 04a
<b>J</b>	
DeSean Jackson (PR).....	2009n
Richie James (KR).....	2018n/r
Sebastian Janikowski (PK).....	2011a
Travis Jervey (ST).....	1997n
Diontae Johnson (PR).....	2019a*
Norm Johnson (PK).....	1993n
Adam Jones (PR/KR; 2).....	2006a (PR), 14a (KR)
Donnie Jones (P).....	2008n
Jacoby Jones (KR).....	2012a
Marcus Jones (PR).....	2022a
Taiwan Jones (KR).....	2015a
<b>K</b>	
Nate Kaeding (PK; 2).....	2006a, 09a
John Kasay (PK).....	1996n
Brett Kern (P; 3).....	2017a, 18a, 19a
Miles Killebrew (ST).....	2023a
Sam Koch (P).....	2015a
Younghee Koo (PK).....	2020n
<b>L</b>	
Jarvis Landry (PR).....	2015a
Shane Lechler (P; 7).....	2001a, 04a, 07a, 08a, 09a, 10a, 11a
Andy Lee (P; 4).....	2007n, 09n, 11n, 12n
Dion Lewis (KR).....	2017a
Jermaine Lewis (PR/KR; 2).....	1998a (PR), 2001a (KR)
Michael Lewis (KR/PR; 2).....	2002n (KR & PR)
Cory Littleton (ST).....	2018n
Wil Lutz (PK).....	2019n
<b>M</b>	
Tremain Mack (KR).....	1999a
Reno Mahe (PR).....	2005n
Danieal Manning (KR).....	2008n
Olindo Mare (PK).....	1999a
Marc Mariani (PR).....	2010a*
Kelvin Martin (PR).....	1992n
Derrick Mason (KR/PR; 2).....	2000a (KR & PR)
Jerome Mathis (KR).....	2005a*
Fred McAfee (ST).....	2002n
Pat McAfee (P; 2).....	2014a, 16a
Mat McBriar (P; 2).....	2006n, 10n
Dexter McClester (PR).....	2013a
O.J. McDuffie (KR).....	1993a/r
Terrence McGee (KR).....	2004a
Leodis McKelvin (KR/PR; 2).....	2008a* (KR), 12a (PR)
Joe McKnight (KR).....	2011a
Eric Metcalf (PR).....	1993a
Glyn Milburn (KR/PR; 2).....	1995a (KR), 99n (PR)
Justin Miller (KR).....	2006a
Hanik Milligan (ST).....	2005a
John Henry Mills (ST).....	1996a
Marvin Mims Jr. (KR).....	2023a*
Brian Mitchell (PR/KR; 3).....	1994n (PR), 95n (PR & KR)
Greg Montgomery (P).....	1993a
Brian Moorman (P; 2).....	2005a, 06a
Sean Morey (ST).....	2008n

# ALL-CONFERENCE PLAYERS (1992-2023)

Chad Morton (KR)	2002a
Santana Moss (PR)	2002a
Jason Myers (PK)	2022n
<b>N</b>	
Kene Nwangwu (KR)	2021n*
Keisean Nixon (KR; 2)	2022n, 23n
<b>O</b>	
George Odum (ST)	2020a
Gunner Olszewski (PR)	2020a
Kassim Osgood (ST; 3)	2006a, 07a, 09a
Montell Owens (ST)	2010a
<b>P</b>	
David Palmer (PR)	1997n
Roscoe Parrish (PR)	2007a
Cordarrelle Patterson (KR; 5)	2013n*, 15n, 16n, 19n, 20n
Patrick Peterson (PR)	2011n
Adrian Phillips (ST)	2018a
Scott Player (P)	2000n
Roell Preston (KR)	1998n
<b>R</b>	
Neil Rackers (PK)	2005n
Antwaan Randle El (PR)	2005a
Kalif Raymond (PR)	2022n
Jeremy Reaves (ST)	2022n
Ike Reese (ST)	2004n
Jalen Reeves-Maybin (ST)	2023n
Fuad Revez (PK)	1994n
Andre Roberts (PR/KR; 3)	2018a (KR & PR), 20a (PR)
Koren Robison (KR)	2005n
Reggie Roby (P)	1994n
Charlie Rogers (PR)	1999a*
Aldrick Rosas (PK)	2018n
<b>S</b>	
B.J. Sams (PR)	2004a*
<b>Deion Sanders (KR/PR; 2)</b>	<b>1992n (KR), 98n (PR)</b>
Todd Sauerbrun (P; 3)	2001n, 02n, 03n
Jim Schwartz (ST)	1996n
Rashid Shaheed (PR)	2023n
Elbert Shelley (ST; 3)	1992n, 93n, 95n
Marcus Sherels (PR)	2016n
Matthew Slater (ST; 9)	2011a, 12a, 13a, 14a, 15a, 16a, 17a, 19a, 21a
Brad Smith (KR)	2010a
Clifton Smith (PR)	2008n
Detron Smith (ST)	1999a
Steve Smith (KR)	2001n
Darren Sproles (PR/KR; 3)	2011n (KR), 14n, 15n
Rohn Stark (P)	1992a
Matt Stover (PK)	2000a
Pete Stoyanovich (PK; 2)	1992a, 97a
<b>T</b>	
Steve Tasker (ST; 4)	1992a, 93a, 94a, 95a
Golden Tate (PR)	2013n
Adalius Thomas (ST)	2003a
DeAnthony Thomas (PR)	2014a*
Bennie Thompson (ST)	1998a
Tommy Townsend (P)	2022a
Justin Tucker (PK; 8)	2013a, 16a, 17a, 18a, 19a, 20a, 21a, 23a
Tom Tupu (P)	1999a
Matt Turk (P; 3)	1996n, 97n, 98n
Rick Tuten (P)	1994a
David Tyree (ST)	2005n
<b>V</b>	
Mike Vanderjagt (PK)	2003a
Tamarick Vanover (KR; 2)	1996a, 97a
Darrick Vaughn (KR)	2000n*
Jon Vaughn (KR)	1992a
Clarence Verdin (PR)	1992a
Adam Vinatieri (PK; 3)	2002a, 04a, 14a
<b>W</b>	
Blair Walsh (PK)	2012n*
Leon Washington (KR; 2)	2010n, 12n
Tress Way (P)	2019n
Eric Weems (ST)	2010n
Brian Westbrook (PR)	2003n
Larry Whigham (ST; 2)	1997a, 2001n
Jeff Wilkins (PK)	2003n
<b>Z</b>	
Greg Zuerlein (PK)	2017n

Players selected at multiple positions: Most-selected position listed first; years selected at second position marked. If the selections are equal, all years are marked with the position.

a: Player selected to All-AFC Teams  
 n: Player selected to All-NFC Teams  
 \*: Player selected to PFWA All-Rookie Team in same season  
 /r: Rookies not selected to PFWA All-Rookie Teams (1992-2023)

**Bold: Pro Football Hall of Fame inductee**

## ROOKIES SELECTED TO PFWA ALL-CONFERENCE (1992-2023)

### Selected to All-Conference and All-Rookie Teams (1992-present; 56)

1993 (2) - RB **Jerome Bettis** (n), KR Tyrone Hughes (n)  
 1994 - RB **Marshall Faulk** (a)  
 1995 - RB Curtis Martin (a)  
 1998 - WR **Randy Moss** (n)  
 1999 (3) - DE Jevon Kearse (a), RB **Edgerrin James** (a), PR Charlie Rogers (a)  
 2000 - KR Darrick Vaughn (n)  
 2001 - KR Steve Smith (n)  
 2002 - TE Jeremy Shockey (n)  
 2004 - PR B.J. Sams (a)  
 2005 - KR Jerome Mathis (a)  
 2006 (2) - KR & PR **Devin Hester** (n)  
 2007 (3) - PK Nick Folk (n), RB Adrian Peterson (n), MLB **Patrick Willis** (n)  
 2008 (3) - RB Chris Johnson (a), KR Leodis McKelvin (a), PR Clifton Smith (n)  
 2009 (2) - OLB Brian Cushing (a), KR Percy Harvin (n)  
 2010 (2) - PR Marc Mariani (a), DT Ndamukong Suh (n)  
 2011 (2) - OLB Von Miller (a), PR Patrick Peterson (n)  
 2012 - PK Blair Walsh (n)  
 2013 - KR Cordarrelle Patterson (n)  
 2014 (4) - G Joel Bitonio (a), G Zack Martin (n), ILB C.J. Mosley (a), PR DeAnthony Thomas (a)  
 2015 - CB Marcus Peters (a)  
 2016 (2) - RB Ezekiel Elliott (n), KR Tyreek Hill (a)  
 2017 (5) - PR Jamal Agnew (n), ST Budda Baker (n), RB Kareem Hunt (a), RB Alvin Kamara (n), CB Marshon Lattimore (n)  
 2018 (5) - P Michael Dickson (n), S Derwin James (a), OLB Darius Leonard (a), RB Phillip Lindsay (a), G Quenton Nelson (a)  
 2019 (2) - KR Mecole Hardman (a), PR Deonte Harris (n)  
 2020 - DE Chase Young (n)  
 2021 (5) - WR Ja'Marr Chase (a), C Creed Humphrey (a), KR Kene Nwangwu (n), OLB Micah Parsons (n), T Rashawn Slater (a)  
 2022 - CB Ahmad "Sauce" Gardner (a)  
 2023 - PR Derius Davis (a), KR Marvin Mims Jr. (a)

### Selected to All-Conference Teams (and not selected to All-Rookie Teams; 1992-present; 5)

1993 (2) - PR Tyrone Hughes (n), KR O.J. McDuffie (a)  
 1994 - KR Andre Coleman (a)  
 2018 - KR Richie James (n)  
 2019 - PR Dontae Johnson (a)

(a) - Player selected to All-AFC Teams  
 (n) - Player selected to All-NFC Teams

**Bold: Pro Football Hall of Fame inductee**

## MOST PFWA ALL-CONFERENCE PLAYERS BY TEAM (1992-2023)

NFL Team	Offense	Defense	Special	Total
Kansas City	<b>49</b>	27	13	89
Dallas	45	30	12	87
Minnesota	39	29	13	81
San Francisco	39	36	6	81
New England	27	32	<b>21</b>	80
Pittsburgh	35	<b>39</b>	4	78
Philadelphia	33	34	10	77
Baltimore	23	31	20	74
Green Bay	34	32	5	71
Indianapolis	35	16	9	60
Denver	23	28	9	60
Las Vegas	25	21	13	59
Seattle	19	29	10	58
New Orleans	29	13	14	56
L.A. Chargers	15	24	15	54
Tennessee	23	16	12	51
L.A. Rams	22	16	12	50
Chicago	7	24	18	49
Buffalo	11	24	12	47
Detroit	21	14	11	46
Miami	13	27	6	46
Washington	10	15	10	45
Carolina	17	16	11	44
N.Y. Jets	15	18	10	43
Atlanta	15	13	13	41
N.Y. Giants	13	20	4	37
Tampa Bay	4	30	3	37
Arizona	8	17	11	36
Cleveland	22	8	6	36
Houston	17	16	1	34
Cincinnati	13	9	3	25
Jacksonville	6	12	3	21

Most selections by unit in **bold**.

## MOST PLAYERS SELECTED TO PFWA ALL-CONFERENCE (1992-2023)

### Offense

**AFC:** 5 - Pittsburgh 2017  
**NFC:** 5 - San Francisco 1992, Minnesota 1998, Dallas 2014, Philadelphia 2017

### Defense

**AFC:** 4 - Pittsburgh 1994, Miami 2000, Jacksonville 2017  
**NFC:** 5 - Chicago 2005

### Special Teams

**AFC:** 3 - San Diego 1994  
**NFC:** 3 - New Orleans 2002, Chicago 2006, Chicago 2007, L.A. Rams 2017, New Orleans 2019

# ALL-CONFERENCE RECORDS (1992-2023)

## OFFENSE

## SPECIAL TEAMS

## DEFENSE

### Most PFWA All-Conference Honors

10 - Alan Faneca G  
9 - Peyton Manning QB  
9 - Zack Martin G (active)  
9 - Jonathan Ogden T  
9 - Willie Roaf T  
8 - Marvin Harrison WR  
7 - Larry Allen G 6/T 1  
7 - Tom Brady QB  
7 - Steve Hutchinson G  
7 - Randall McDaniel G  
7 - Will Shields G  
7 - Joe Thomas T  
7 - Marshal Yanda G  
6 - Brett Favre QB  
6 - Tony Gonzalez TE  
6 - Tyreek Hill WR (active)  
6 - Walter Jones T  
6 - Jason Kelce C (active)  
6 - Travis Kelce TE (active)  
6 - Bruce Matthews G 4/C 2  
6 - Jason Peters T (active)  
6 - Adrian Peterson RB  
6 - Trent Williams T (active)  
6 - Steve Wisniewski G  
5 - Joel Bitonio G (active)  
5 - Antonio Brown WR  
5 - Drew Brees QB  
5 - Dermontti Dawson C  
5 - Marshall Faulk RB  
5 - Antonio Gates TE  
5 - Rob Gronkowski TE  
5 - DeAndre Hopkins WR (active)  
5 - Julio Jones WR (active)  
5 - George Kittle TE (active)  
5 - Kevin Mawae C  
5 - Randy Moss WR  
5 - Terrell Owens WR  
5 - Orlando Pace T  
5 - Jerry Rice WR  
5 - Aaron Rodgers QB (active)  
5 - Barry Sanders RB

### Most PFWA All-Conference Selections By Position

QB - 9 Peyton Manning  
RB - 6 Adrian Peterson  
WR - 8 Marvin Harrison  
TE - 6 Tony Gonzalez  
C - 6 Jason Kelce (active)  
G - 10 Alan Faneca  
T - 9 Jonathan Ogden, Willie Roaf

### Most Consecutive PFWA All-Conference Selections

10 - Alan Faneca G 2000-09  
8 - Marvin Harrison WR 1999-2006  
8 - Jonathan Ogden T 1997-2004  
7 - Larry Allen G/T 1995-2001  
7 - Steve Hutchinson G 2003-09  
7 - Randall McDaniel G 1992-98  
6 - Walter Jones T 2002-07  
6 - Zack Martin G 2014-19 (active)  
6 - Will Shields G 2001-06  
5 - Antonio Brown WR 2013-17  
5 - Dermontti Dawson C 1994-98  
5 - Tony Gonzalez TE 1999-2003  
5 - Julio Jones WR 2015-19 (active)  
5 - Jerry Rice WR 1992-96  
5 - Steve Wisniewski G 1992-96

### Most Consecutive PFWA All-Conference Selections By Position

QB - 4 Peyton Manning 2003-06, Tom Brady 2014-17  
RB - 4 Emmitt Smith 1992-95, Barry Sanders 1994-97, Marshall Faulk 1998-2001, Adrian Peterson 2007-10, Nick Chubb 2019-22 (active)  
WR - 8 Marvin Harrison 1999-2006  
TE - 5 Tony Gonzalez 1999-2003  
C - 5 Dermontti Dawson 1994-98  
G - 10 Alan Faneca 2000-09  
T - 8 Jonathan Ogden 1999-2006

### Most PFWA All-Conference Honors

8 - Derrick Brooks OLB  
8 - Aaron Donald DT (active)  
7 - Von Miller OLB (active)  
7 - John Randle DT  
7 - Ed Reed S  
6 - Champ Bailey CB  
6 - Brian Dawkins S  
6 - Chris Jones DT (active)  
6 - Ray Lewis MLB 4/ILB 2  
6 - Deion Sanders CB  
6 - Junior Seau ILB 3/MLB 2/OLB 1  
6 - Bruce Smith DE  
6 - Earl Thomas S  
6 - DeMarcus Ware OLB  
6 - Reggie White DE  
5 - Geno Atkins DT  
5 - Dwight Freeney DE  
5 - Myles Garrett DE (active)  
5 - Cameron Jordan DE (active)  
5 - Carnell Lake S  
5 - Khalil Mack OLB 3/DE 2 (active)  
5 - Troy Polamalu S  
5 - Warren Sapp DT  
5 - Richard Seymour DT  
5 - Darren Sharper S  
5 - Michael Strahan DE  
5 - Ndamukong Suh DT (active)  
5 - Brian Urlacher MLB 4/ILB 1  
5 - J.J. Watt DE  
5 - Vince Wilfork DT  
5 - Kevin Williams DT  
5 - Patrick Willis ILB 3/MLB 2  
5 - Charles Woodson CB  
5 - Rod Woodson CB 3/S 2

### Most PFWA All-Conference Selections By Position

DE - 6 Bruce Smith, Reggie White  
DT - 8 Aaron Donald (active)  
OLB - 8 Derrick Brooks  
ILB/MLB - 6 Ray Lewis  
CB - 6 Champ Bailey, Deion Sanders  
S - 7 Ed Reed

### Most Consecutive PFWA All-Conference Selections

7 - Aaron Donald DT 2015-21 (active)  
6 - Derrick Brooks OLB 1997-2002  
6 - Chris Jones DT 2018-23 (active)  
6 - John Randle DT 1993-98  
6 - Bruce Smith DE 1992-97  
6 - DeMarcus Ware OLB 2006-11  
5 - Cameron Jordan DE 2017-21 (active)  
5 - Von Miller OLB 2014-18 (active)  
5 - Warren Sapp DT 1998-2002  
5 - Earl Thomas S 2011-15  
5 - Reggie White DE 1992-96

### Most Consecutive PFWA All-Conference Selections By Position

DE - 6 Bruce Smith 1992-97  
DT - 7 Aaron Donald 2015-21 (active)  
OLB - 6 Derrick Brooks 1997-2002  
ILB/MLB - 4 Junior Seau 1992-95  
CB - 4 Champ Bailey 2003-06  
S - 5 Earl Thomas 2011-15

### Most PFWA All-Conference Honors

9 - Matthew Slater ST (active)  
8 - Justin Tucker PK (active)  
7 - Shane Lechler P  
6 - Johnny Hekker P (active)  
6 - Devin Hester KR 3/PR 3  
5 - David Akers PK  
5 - Michael Bates ST 3/KR 2  
5 - Cordarrelle Patterson KR (active)

### Most PFWA All-Conference Selections By Position

PK - 8 Justin Tucker (active)  
P - 7 Shane Lechler  
PR - 4 Darrien Gordon  
KR - 5 Cordarrelle Patterson (active)  
ST - 9 Matthew Slater (active)

### Most Consecutive PFWA All-Conference Selections

7 - Matthew Slater ST 2011-17  
6 - Justin Tucker PK 2016-21 (active)  
5 - Michael Bates ST/KR 1996-2000  
5 - Johnny Hekker P 2013-17 (active)  
5 - Shane Lechler P 2007-11

### Most Consecutive PFWA All-Conference Selections By Position

PK - 6 Justin Tucker 2016-21 (active)  
P - 5 Shane Lechler 2007-11, Johnny Hekker 2013-17 (active)  
KR - 2 Michael Bates 1996-97, Tamarick Vanover 1996-97, Devin Hester 2006-07\*, Keisean Nixon 2022-23 (active); Cordarrelle Patterson 2015-16 & 2019-20 (active)  
PR - 2 Brian Mitchell 1994-95, Darrien Gordon 1996-97, Devin Hester 2006-07\*, Darren Sproles 2014-15  
ST - 7 Matthew Slater 2011-17 (active)

\* - Hester was selected at both PR and KR in 2006 and 2007.

**Bold: Pro Football Hall of Fame inductee**  
(active): Players who played in the NFL in 2023

## PFWA ALL-CONFERENCE MULTIPLE HONOREES (1992-2023)

1993 - NFC Tyrone Hughes, NO (KR & PR)  
1995 - NFC Brian Mitchell, WAS (KR & PR)  
2000 - AFC Derrick Mason, TEN (KR & PR)  
2002 - NFC Michael Lewis, NO (KR & PR)  
2004 - NFC Eddie Drummond, DET (KR & PR)  
2006 - NFC Devin Hester, CHI (KR & PR)  
2007 - NFC Devin Hester, CHI (KR & PR)  
2009 - AFC Josh Cribbs, CLE (KR & PR)  
2015 - AFC Khalil Mack, OAK (DE & OLB)  
2016 - AFC Tyreek Hill, KC (KR & PR)



# ALL-ROOKIE TEAMS (1974-1980)

## 1974

Offense			Defense		
QB	Tom Owen	SF	DE	John Dutton	BAL
RB	Wilbur Jackson	SF	DE	Ed Jones	DAL
RB	Don Woods	SD	DT	Carl Barzilauskas	NYJ
WR	Nat Moore	MIA	DT	Bill Kollar	CIN
WR	Lynn Swann	PIT	OLB	Matt Blair	MIN
TE	Paul Seal	NO	OLB	Sam Hunt	NE
C	Mike Webster	PIT	MLB	Jack Lambert	PIT
G	John Hicks	NYG	CB	Terry Schmidt	NO
G	Tom Mullen	NYG	CB	Roscoe Word	NYJ
T	Charles Getty	KC	S	Prentice McCray	NE
T	Claudie Minor	DEN	S	Bill Simpson	LA
<b>Special Teams</b>					
PK	Efren Herrera	DAL	P	Dave Jennings	NYG

## 1975

Offense			Defense		
QB	Steve Bartkowski	ATL	DE	Mike Hartenstine	CHI
RB	Don Hardeman	HOU	DE	Mack Mitchell	CLE
RB	Mike Thomas	WAS	DT	Gary Johnson	SD
WR	Freddie Solomon	MIA	DT	Louie Kelcher	SD
WR	Rick Upchurch	DEN	OLB	Robert Brazile	HOU
TE	Russ Francis	NE	OLB	Randy White	DAL
C	Bill Reid	SF	MLB	Steve Towle	MIA
G	Lynn Boden	DET	CB	Neal Colzie	OAK
G	Burton Lawless	DAL	CB	Louis Wright	DEN
T	Doug France	LA	S	Ed Jones	BUF
T	Jeff Sevy	CHI	S	Johnnie Gray	GB
<b>Special Teams</b>					
PK	Steve Mike-Mayer	SF	P	Neil Clabo	MIN

## 1976 First Team

Offense			Defense		
QB	Jim Zorn	SEA	DE	Gary Burley	CIN
RB	Clark Gaines	NYJ	DE	Charles Philyaw	OAK
RB	Chuck Muncie	NO	DT	Mike Dawson	STL
WR	Steve Largent	SEA	DT	Steve Niehaus	SEA
WR	Sammy White	MIN	OLB	Greg Buttle	NYJ
TE	David Hill	DET	OLB	Reggie Williams	CIN
C	Randy Cross	SF	MLB	Harry Carson	NYG
G	Tom Glassic	DEN	CB	Marlo Clark	BUF
G	Don Macek	SD	CB	Mike Haynes	NE
T	Mark Koncar	GB	S	Tim Fox	NE
T	Dennis Lick	CHI	S	James Hunter	DET
<b>Special Teams</b>					
PK	Chris Bahr	CIN	P	Rusty Jackson	LA

## 1976 Second Team

Offense			Defense		
QB	Mike Kruczek	PIT	DE	Troy Archer	NYG
RB	Archie Griffin	CIN	DE	Lee Roy Selmon	TB
RB	Lawrence Gaines	DET	DT	Ken Novak	BAL
	Tony Galbreath	NO			
WR	Brian Baschnagel	CHI	DT	John Woodcock	DET
WR	Billy Brooks	CIN	OLB	Larry Gordon	MIA
TE	Bennie Cunningham	PIT	OLB	Dan Jilek	BUF
C	Pete Brock	NE	MLB	Jimbo Elrod	KC
G	Russ Bolinger	DET	CB	Aaron Kyle	DAL
G	Glenn Bujnoch	CIN	CB	Frank Reed	ATL
T	Matt Herkenhoff	KC	S	Gary Barbaro	KC
T	Steve Young	TB	S	Mike Reinfeldt	HOU
<b>Special Teams</b>					
PK	Fred Steinfort	OAK	P	Danny White	DAL

## 1977

Offense			Defense		
QB	Tommy Kramer	MIN	DE	Mike Butler	GB
RB	Rob Carpenter	HOU	DE	A.J. Duhe	MIA
RB	Tony Dorsett	DAL	DT	Bob Baumhower	MIA
WR	Billy Waddy	LA	DT	Eddie Edwards	CIN
WR	Wesley Walker	NYJ	OLB	Kim Bokamper	MIA
TE	Don Hasselbeck	NE	OLB	Bob Brudzinski	LA
C	Bob Rush	SD	MLB	Terry Beeson	SEA
G	George Riehner	HOU	CB	Raymond Clayborn	NE
G	R.C. Thielemann	ATL	CB	Gary Green	KC
T	Ted Albrecht	CHI	S	Bill Currier	HOU
T	Warren Bryant	ATL	S	Vern Roberson	MIA
<b>Special Teams</b>					
PK	Rafael Septien	LA	P	Bucky Dilts	DEN

## 1978

Offense			Defense		
QB	Doug Williams	TB	DE	Al Baker*	DET
RB	Earl Campbell*	HOU	DE	Ross Browner	CIN
RB	Terry Miller	BUF	DT	Dee Hardison	BUF
WR	John Jefferson	SD	DT	Don Latimer	DEN
WR	James Lofton	GB	OLB	John Anderson	GB
TE	Ozzie Newsome	CLE	OLB	Reggie Wilkes	PHI
C	Blair Bush	CIN	MLB	Dan Bunz	SF
G	Walt Downing	SF	CB	Bobby Jackson	NYJ
G	Homer Elias	DET	CB	Ron Johnson	PIT
T	Mike Kenn	ATL	S	Ken Greene	STL
T	Chris Ward	NYJ	S	John Harris	SEA
<b>Special Teams</b>					
PK	Frank Corral*	LA	P	Tom Skladany	DET

## 1979

Offense			Defense		
QB	Phil Simms	NYG	DE	Jesse Baker	HOU
RB	Ottis Anderson*	STL	DE	Dan Hampton	CHI
RB	William Andrews	ATL	DT	Fred Smerlas	BUF
WR	Jerry Butler	BUF	DT	Manu Tuiaosopolo	SEA
WR	Earnest Gray	NYG	OLB	Jim Haslett	BUF
TE	Dan Ross	CIN	OLB	Jerry Robinson	PHI
C	Mark Dennard	MIA	MLB	Stan Blinka	NYJ
G	Cody Risien	CLE	CB	Larry Braziel	BAL
G	Greg Roberts	TB	CB	Henry Williams	OAK
T	Keith Dorney	DET	S	Vernon Perry	HOU
T	Dave Studdard	DEN	S	Brenard Wilson	PHI
<b>Special Teams</b>					
PK	Tony Franklin	PHI	P	Bob Grupp*	KC

## 1980

Offense			Defense		
QB	David Woodley	MIA	DE	Jacob Green	SEA
RB	Joe Cribbs	BUF	DE	Rulon Jones	DEN
RB	Billy Sims	DET	DT	Rush Brown	STL
WR	Ray Butler	BAL	DT	Jim Stuckey	SF
WR	Art Monk	WAS	OLB	Bobby Leopold	SF
TE	Junior Miller	ATL	OLB	Al Richardson	ATL
C	Tommie Ginn	DET	MLB	Buddy Curry	ATL
G	Tyrone McGriff	PIT	CB	Don McNeil	MIA
G	Ray Snell	TB	CB	Roynell Young	PHI
T	Stan Brock	NO	S	Johnnie Johnson	LA
T	Anthony Muñoz	CIN	S	Darrol Ray	NYJ
<b>Special Teams</b>					
PK	Eddie Murray	DET	P	Jim Miller	SF

# ALL-ROOKIE TEAMS (1981-1988)

1981

Offense		Defense			
QB	Neil Lomax	STL	DE	Curtis Green	DET
RB	Joe Delaney	KC	DE	Donnell Thompson	BAL
RB	George Rogers	NO	DT	Bill Neil	NYG
WR	Cris Collinsworth	CIN	DT	Johnny Robinson	OAK
WR	Ken Margerum	CHI	OLB	Hugh Green	TB
TE	Greg LaFleur	STL	OLB	Lawrence Taylor*	NYG
C	John Scully	ATL	MLB	Mike Singletary	CHI
G	Billy Ard	NYG	CB	Ronnie Lott*	SF
G	Curt Marsh	OAK	CB	Everson Walls	DAL
T	Joe Jacoby	WAS	S	Kenny Easley	SEA
T	Keith Van Horne	CHI	S	Carlton Williamson	SF
<b>Special Teams</b>					
PK	Mick Luckhurst	ATL	P	Tom Orosz	MIA

1985

Offense		Defense			
QB	Dieter Brock	LARams	DE	Ray Childress	HOU
RB	Gary Anderson	SD	DE	Garin Veris	NE
RB	Kevin Mack	CLE	DT	Tim Newton	MIN
WR	Eddie Brown	CIN	OLB	Duane Bickett	IND
WR	Jerry Rice	SF	OLB	Chris Doleman	MIN
TE	Mark Bavaro	NYG	ILB	Jack Del Rio	NO
C	Bart Oates	NYG	ILB	Brian Noble	GB
G	Bill Fralic	ATL	CB	Derrick Burroughs	BUF
G	Tom Thayer	CHI	CB	John Hendy	SD
T	Lomas Brown	DET	S	Raphel Cherry	WAS
T	Jim Lachey	SD	S	Lonnie Young	STL
<b>Special Teams</b>					
PK	Kevin Butler	CHI	P	Dale Hatcher*	LARams

1982

Offense		Defense			
QB	Jim McMahon	CHI	DE	Bruce Clark	NO
RB	Marcus Allen*	LARaid	DE	Kenneth Sims	NE
RB	Butch Woolfolk	NYG	DT	Lester Williams	NE
WR	Charlie Brown	WAS	DT	Leo Wisniewski	BAL
WR	Lindsay Scott	NO	OLB	Chip Banks	CLE
TE	Pete Metzelaars	SEA	OLB	Johnnie Cooks	BAL
C	Rich Umphrey	NYG	MLB	Tom Cousineau	CLE
G	Brad Edelman	NO	CB	Vernon Dean	WAS
G	Sean Farrell	TB	CB	Bobby Watkins	DET
T	Tootie Robbins	STL	S	Benny Perrin	STL
T	Luis Sharpe	STL	S	Andre Young	SD
<b>Special Teams</b>					
PK	Gary Anderson	PIT	P	Rohn Stark	BAL

1986

Offense		Defense			
QB	Jim Everett	LARams	DE	Leslie O'Neal	SD
RB	Rueben Mayes	NO	DE	Brent Williams	NE
RB	John Williams	SEA	DT	Tony Casillas	ATL
WR	Bill Brooks	IND	DT	Reggie Singletary	PHI
WR	Ernest Givins	HOU	OLB	Tim Cofield	KC
TE	Greg Baty	NE	OLB	Charles Haley	SF
C	Matt Darwin	PHI	ILB	Dino Hackett	KC
G	Tom Newberry	LARams	ILB	John Offerdahl	MIA
G	Will Wolford	BUF	CB	Don Griffin	SF
T	Brian Jozwiak	KC	CB	Tim McKyer	SF
T	J.D. Maarleveld	TB	S	David Fulcher	CIN
<b>Special Teams</b>					
PK	John Lee	STL	P	John Teltschik	PHI

1983

Offense		Defense			
QB	Dan Marino	MIA	DE	Mike Pitts	ATL
RB	Eric Dickerson*	LARams	DE	Greg Townsend	LARaid
RB	Curt Warner	SEA	DT	Bill Pickel	LARaid
WR	Jeff Chadwick	DET	DT	Andrew Provence	ATL
WR	Willie Gault	CHI	OLB	John Rade	ATL
TE	Tony Hunter	BUF	OLB	Vernon Maxwell	BAL
C	Dave Rimington	CIN	MLB	Mike Green	SD
G	Chris Hinton	BAL	CB	Darrell Green	WAS
G	Bruce Matthews	HOU	CB	Denny Walters	SD
T	Jimbo Covert	CHI	S	Bill Bates	DAL
T	Harvey Salem	HOU	S	Terry Kinard	NYG
<b>Special Teams</b>					
PK	Ali Haji-Sheikh*	NYG	P	Reggie Roby	MIA

1987

Offense		Defense			
QB	Vinny Testaverde	TB	DE	John Bosa	MIA
RB	Christian Okoye	KC	DE	Shawn Knight	NO
RB	Troy Stradford	MIA	DT	Jerry Ball	DET
WR	Ricky Nattiel	DEN	DT	Jerome Brown	PHI
WR	Frankie Neal	GB	OLB	Cornelius Bennett	BUF
TE	Robert Awalt	STL	OLB	Alex Gordon	NYJ
C	no selection		ILB	Brian Bosworth	SEA
G	Todd Peat	STL	ILB	Shane Conlan	BUF
G	Steve Trapilo	NO	CB	Delton Hall	PIT
T	Bruce Armstrong	NE	CB	Nate Odomes	BUF
T	Harris Barton	SF	S	Gene Atkins	NO
<b>Special Teams</b>					
PK	Jeff Jaeger	CLE	P	Ruben Rodriguez	SEA

1984

Offense		Defense			
QB	Warren Moon	HOU	DE	Alphonso Carreker	GB
RB	Alfred Anderson	MIN	DE	Blaise Winter	IND
RB	Greg Bell	BUF	DT	Bill Maas	KC
WR	Louis Lipps	PIT	OLB	Carl Banks	NYG
WR	Daryl Turner	SEA	OLB	Keith Browner	TB
TE	Clarence Kay	DEN	ILB	Eugene Lockhart	DAL
C	Jim Sweeney	NYJ	ILB	Gary Reasons	NYG
G	Brian Blados	CIN	CB	Frank Minnifield	CLE
G	Ron Solt	IND	CB	Kevin Ross	KC
T	Ron Heller	TB	S	Tom Flynn	GB
T	Dean Steinkuhler	HOU	S	Don Rogers	CLE
<b>Special Teams</b>					
PK	Paul McFadden	PHI	P	Brian Hansen	NO

1988

Offense		Defense			
QB	Chris Chandler	IND	DE	Michael Dean Perry	CLE
RB	John Stephens	NE	DE	Daniel Stubbs	SF
RB	Ickey Woods	CIN	DT	Tim Goad	NE
WR	Brian Blades	SEA	DT	Pierce Holt	SF
WR	Tim Brown	LARaid	OLB	Aundray Bruce	ATL
TE	Keith Jackson*	PHI	OLB	O'Brien Alston	IND
C	no selection		ILB	Bill Romanowski	SF
G	Randall McDaniel	MIN	ILB	Sidney Coleman	TB
G	Eric Moore	NYG	CB	Chris Spielman	DET
T	Jumbo Elliott	NYG	CB	Eric Allen	PHI
T	Paul Gruber	TB	S	James Hasty	NYJ
<b>Special Teams</b>					
PK	Chip Lohmiller	WAS	P	Jeff Feagles	NE

# ALL-ROOKIE TEAMS (1989-1996)

1989

Offense		Defense		
QB	Troy Aikman	DAL	DE Trace Armstrong	CHI
RB	Barry Sanders*	DET	DE Burt Grossman	SD
RB	Bobby Humphrey	DEN	DT Bill Hawkins	LARams
WR	Shawn Collins	ATL	DT Tracy Rocker	WAS
WR	Andre Rison	IND	OLB Jeff Lageman	NYJ
TE	Travis McNeal	SEA	OLB Derrick Thomas	KC
C	Courtney Hall	SD	ILB Jerry Olsavsky	PIT
G	Steve Wisniewski	LARaid	CB Robert Massey	NO
G	Joe Wolf	PHX	CB Deion Sanders	ATL
T	Kevin Haverdink	NO	S Steve Atwater	DEN
T	Andy Heck	SEA	S Carnell Lake	DET
<b>Special Teams</b>				
PK	Chris Jacke	GB	P Chris Mohr	TB

1990

Offense		Defense		
QB	Jeff George	IND	DE Ray Agnew	NE
RB	Johnny Johnson	PHX	DE Renaldo Turnbull	SD
RB	Emmitt Smith	DAL	DT Jimmie Jones	DAL
WR	Fred Barnett	PHI	DT Cortez Kennedy	SEA
WR	Rob Moore	NYJ	OLB James Francis	CIN
	Ricky Proehl	PHX	OLB Aaron Wallace	LARaid
TE	Eric Green	PIT	ILB Percy Snow	KC
C	Tim Grunhard	KC	CB Ben Smith	PHI
G	Keith Sims	MIA	CB James Williams	BUF
G	Dave Szott	KC	S Robert Blackmon	SEA
T	Leo Goeas	SD	S Mark Carrier	CHI
T	Richmond Webb	MIA		
<b>Special Teams</b>				
PK	Steve Christie	TB		

1991

Offense		Defense		
QB	no selection		DE Phil Hansen	BUF
RB	Ricky Ervins	WAS	DE Kenny Walker	DEN
RB	Leonard Russell	NE	DT Moe Gardner	ATL
WR	Lawrence Dawsey	TB	DT Russell Maryland	DAL
WR	Mike Pritchard	ATL	OLB Mike Croel	DEN
TE	Adrian Cooper	PIT	OLB Mo Lewis	NYJ
C	John Flannery	HOU	ILB Darrick Brownlow	DAL
G	Ed King	CLE	ILB Keith Traylor	DEN
G	Eric Moten	SD	CB Larry Brown	DAL
T	Antone Davis	PHI	CB Aeneas Williams	PHX
T	Pat Harlow	NE	S Stanley Richard	SD
			S Eric Turner	CLE
<b>Special Teams</b>				
PK	John Kasay	PHI		

1992

Offense		Defense		
QB	David Klingler	CIN	DE Santana Dotson	TB
RB	Vaughn Dunbar	NO	DE Chris Mims	SD
RB	Amp Lee	SF	DT Steve Emtman	ATL
WR	Carl Pickens	CIN	DT Sean Gilbert	LARams
WR	Arthur Marshall	DEN	OLB Quentin Coryatt	IND
TE	Johnny Mitchell	NYJ	OLB Marco Coleman	MIA
C	Matt Elliott	WAS	ILB Robert Jones	DAL
G	no selection		ILB Ricardo McDonald	CIN
G	no selection		CB Dale Carter	KC
T	Troy Auzenne	CHI	CB Troy Vincent	MIA
T	Eugene Chung	NE	S Dana Hall	SF
			S Darren Perry	PIT
<b>Special Teams</b>				
PK	Jason Hanson	DET	P Klaus Wilmsmeyer	SF
KR	Desmond Howard	WAS	PR Dale Carter	KC
ST	Darren Woodson	DAL		

1993

Offense		Defense		
QB	Rick Mirer	SEA	DE John Copeland	CIN
RB	Jerome Bettis*	LARams	DE Eric Curry	TB
RB	Reggie Brooks	WAS	DT Leonard Renfro	PHI
WR	Vincent Brisby	NE	DT Dana Stubblefield	SF
WR	James Jett	LARaid	OLB Darrin Smith	DAL
TE	Tony McGee	CIN	OLB Wayne Simmons	GB
C	Steve Everitt	CLE	ILB/MLB Chad Brown	PIT
G	Lincoln Kennedy	ATL	ILB/MLB Steve Tovar	CIN
G	Will Shields	KC	CB Tom Carter	WAS
T	Brad Hopkins	HOU	CB Darrien Gordon	SD
T	Willie Roaf	NO	S Roger Harper	ATL
			S George Teague	GB
<b>Special Teams</b>				
PK	Jason Elam	DEN	P John Jett	DAL
KR	Tyrone Hughes*	NO	PR Tyrone Hughes	NO
ST	Jessie Armstead	NYG		

1994

Offense		Defense		
QB	Heath Shuler	WAS	DE Sam Adams	SEA
RB	Marshall Faulk	IND	DE Joe Johnson	NO
RB	Errict Rhett	TB	DT Tim Bowens	MIA
WR	Derrick Alexander	CLE	DT Bryant Young	SF
WR	Darnay Scott	CIN	LB Aubrey Beavers	MIA
TE	Andrew Jordan	MIN	LB Rob Fredrickson	LARaid
C	Kevin Mawae	SEA	LB Willie McGinest	NE
G	Joe Panos	PHI	LB Lee Woodall	SF
G	Anthony Redmon	ARI	CB Antonio Langham	CLE
T	Larry Allen	DAL	CB Dewayne Washington	MIN
T	Todd Steussie	MIN	S Keith Lyle	LARams
			S Darryl Morrison	WAS
<b>Special Teams</b>				
PK	Chris Boniol	DAL	P Pat O'Neill	NE
KR	Andre Coleman	SD	PR Jeff Burris	BUF
ST	Sam Rogers	BUF		

1995

Offense		Defense		
QB	Kerry Collins	CAR	DE Hugh Douglas	NYJ
RB	Terrell Davis	DEN	DE Mike Mamula	PHI
RB	Curtis Martin	NE	DT Warren Sapp	TB
WR	Joey Galloway	SEA	DT Gary Walker	HOU
WR	Chris Sanders	HOU	LB Derrick Brooks	TB
TE	Ken Dilger	IND	LB Mark Fields	NO
C	Dave Wohlbaugh	NE	LB Ted Johnson	NE
G	Ruben Brown	BUF	CB Tyrone Poole	CAR
G	Brenden Stai	PIT	CB Bobby Taylor	PHI
T	Tony Boselli	JAX	S Devin Bush	ATL
T	Blake Brockermeyer	CAR	S Orlando Thomas	MIN
<b>Special Teams</b>				
PK	Cole Ford	OAK	P Tom Hutton	PHI
KR	Tamarick Vanover	KC	PR Tamarick Vanover	KC
ST	Chad Cascadden	NYJ		

1996

Offense		Defense		
QB	Tony Banks	STL	DE Tony Brackens	JAX
RB	Karim Abdul-Jabbar	MIA	DE Simeon Rice	ARI
RB	Eddie George	HOU	DT Daryl Gardener	MIA
WR	Terry Glenn	NE	DT Devin Wyman	NE
WR	Eddie Kennison	STL	LB Kevin Hardy	JAX
TE	Jason Dunn	PHI	LB John Mobley	DEN
C	Aaron Graham	ARI	LB Zach Thomas	MIA
G	Jeff Hartings	DET	CB Donnie Abraham	TB
G	Jonathan Ogden	BAL	CB Walt Harris	CHI
T	Willie Anderson	CIN	S Brian Dawkins	PHI
T	John Michels	GB	S Lawyer Milloy	NE
<b>Special Teams</b>				
PK	Adam Vinatieri	NE	P no selection	
KR	Eric Moulds	BUF	PR Eddie Kennison	STL
ST	Larry Izzo	MIA		

# ALL-ROOKIE TEAMS (1997-2004)

1997

Offense			Defense		
QB	Jake Plummer	ARI DE	Darrell Russell	OAK	QB
RB	Corey Dillon	CIN DE	Jason Taylor	MIA	RB
RB	Warrick Dunn	TB DT	Antonio Anderson	DAL	RB
WR	Reidel Anthony	TB DT	Rinaldo Wynn	JAX	WR
WR	Rae Carruth	CAR OLB	Peter Boulware	BAL	WR
TE	Tony Gonzalez	KC OLB	Dexter Coakley	DAL	TE
C	Calvin Collins	ATL ILB	Matt Russell	DET	C
G	Tarik Glenn	IND CB	Shawn Springs	SEA	G
G	Frank Middleton	TB CB	Bryant Westbrook	DET	G
T	Walter Jones	SEA S	Sam Garnes	NYG	T
T	Ross Verba	GB S	Sammy Knight	NO	T
<b>Special Teams</b>			<b>Special Teams</b>		
PK	John Hall	NYJ P	Ken Walter	CAR	PK
KR	Byron Hanspard	ATL PR	Leon Johnson	NYJ	KR
ST	no selection				ST

2001

Offense			Defense		
QB	Chris Weinke	CAR DE	Richard Seymour	NE	QB
RB	Anthony Thomas	CHI DE	Justin Smith	CIN	RB
RB	LaDainian Tomlinson	SD DT	Shaun Rogers	DET	RB
WR	Chris Chambers	MIA DT	Gerrard Warren	CLE	WR
WR	Rod Gardner	WAS LB	Kendrell Bell	PIT	WR
TE	Eric Johnson	SF LB	Dan Morgan	CAR	TE
C	Dominic Raiola	DET LB	Tommy Polley	STL	C
G	Leonard Davis	ARI CB	Anthony Henry	CLE	G
G	Steve Hutchinson	SEA CB	Fred Smoot	WAS	G
T	Jeff Backus	DET S	Adam Archuleta	STL	T
T	Kenyatta Walker	TB S	Idrees Bashir	IND	T
<b>Special Teams</b>			<b>Special Teams</b>		
PK	Jay Feely	ATL P	Jason Baker	SF	PK
KR	Steve Smith*	CAR PR	Steve Smith	CAR	KR
ST	Jamie Winborn	SF			ST

1998

Offense			Defense		
QB	Peyton Manning	IND DE	Vonnie Holliday	GB	QB
RB	Robert Edwards	NE DE	Andre Wadsworth	ARI	RB
RB	Fred Taylor	JAX DT	Larry Chester	IND	RB
WR	Randy Moss*	MIN DT	Brandon Whiting	PHI	WR
WR	Jerome Pathon	IND LB	Sam Cowart	BUF	WR
TE	Cam Cleeland	NO LB	Anthony Simmons	SEA	TE
C	Kevin Long	TEN LB	Takeo Spikes	CIN	C
G	Steve McKinney	IND CB	Terry Fair*	DET	G
G	Kyle Turley	NO CB	Charles Woodson	OAK	G
T	Jason Fabini	NYJ S	Donovin Darius	JAX	T
T	Ephraim Salaam	ATL S	Tony Parrish	CHI	T
<b>Special Teams</b>			<b>Special Teams</b>		
PK	Mike Vanderjagt	IND P	Brad Costello	CIN	PK
KR	Terry Fair	DET PR	Jacquez Green	TB	KR
ST	Tim Dwight	ATL			ST

2002

Offense			Defense		
QB	David Carr	HOU DL	Dwight Freney	IND	QB
RB	William Green	CLE DL	Carlos Hall	TEN	RB
RB	Clinton Portis	DEN DL	John Henderson	JAX	RB
WR	Antonio Bryant	DAL DL	Julius Peppers	CAR	WR
WR	Donte' Stallworth	NO LB	Scott Fujita	KC	WR
TE	Jeremy Shockey	NYG LB	Napoleon Harris	OAK	TE
C	Jason Ball	SD LB	Ben Leber	SD	C
G	LeCharles Bentley	NO CB	Quentin Jammer	SD	G
G	Kendall Simmons	PIT CB	Derek Ross	DAL	G
T	Levi Jones	CIN S	Ed Reed	BAL	T
T	Mike Williams	BUF S	Roy Williams	DAL	T
<b>Special Teams</b>			<b>Special Teams</b>		
PK	Matt Bryant	NYG P	Dave Zastudil	BAL	PK
KR	Andre Davis	CLE PR	Antwaan Randle El	PIT	KR
ST	Michael Lewis	PHI			ST

1999

Offense			Defense		
QB	Tim Couch	CLE DE	Russell Davis	CHI	QB
RB	Olandis Gary	DEN DE	Ebenezer Ekuban	DAL	RB
RB	Edgerrin James*	IND DE	Jevon Kearse*	TEN	RB
WR	Torry Holt	STL DT	Jason Wiltz	NYJ	WR
WR	Kevin Johnson	CLE LB	Chris Claiborne	DET	WR
TE	Jed Weaver	PHI LB	Andy Katzenmoyer	NE	TE
C	Damien Woody	NE LB	Mike Peterson	IND	C
G	Doug Brzezinski	PHI CB	Champ Bailey	WAS	G
G	Randy Thomas	NYJ CB	Fernando Bryant	JAX	G
T	Jon Jansen	WAS S	Cory Hall	CIN	T
T	Chris Terry	CAR S	Jason Perry	SD	T
<b>Special Teams</b>			<b>Special Teams</b>		
PK	Martin Gramatica	TB P	Hunter Smith	IND	PK
KR	Terrence Wilkins	IND PR	Charlie Rogers*	SEA	KR
ST	John McLaughlin	TB			ST

2003

Offense			Defense		
QB	Byron Leftwich	JAX DE	Tyler Brayton	OAK	QB
RB	Domanick Davis	HOU DE	Kevin Williams	MIN	RB
RB	Onterrio Smith	MIN DT	Johnathan Sullivan	NO	RB
WR	Anquan Boldin	ARI DT	Dewayne Robertson	NYJ	WR
WR	Andre Johnson	HOU OLB	Terrelluggs	BAL	WR
TE	Jason Witten	DAL OLB	Pisa Tinoisamo	STL	TE
C	Dan Koppen	NE MLB	Nick Barnett	GB	C
G	Vince Manuwai	JAX CB	Terence Newman	DAL	G
G	Eric Steinbach	CIN CB	Marcus Trufant	SEA	G
T	Jordan Gross	CAR S	Ken Hamlin	SEA	T
T	Wade Smith	MIA S	Eugene Wilson	NE	T
<b>Special Teams</b>			<b>Special Teams</b>		
PK	Josh Brown	SEA P	Eddie Johnson	MIN	PK
KR	Bethel Johnson	NE PR	Zuriel Smith	DAL	KR
ST	David Tyree	NYG			ST

2000

Offense			Defense		
QB	Doug Johnson	ATL DL	Courtney Brown	CLE	QB
RB	Mike Anderson	DEN DL	Chris Hovan	MIN	RB
RB	Jamal Lewis	BAL DL	Darren Howard	NO	RB
WR	Darrell Jackson	SEA DL	Corey Simon	PHI	WR
WR	Sylvester Morris	KC LB	LaVar Arrington	WAS	WR
TE	Anthony Becht	NYJ LB	Na'il Diggs	GB	TE
C	Jean-Phillipe Darche	SEA LB	Brian Urlacher	CHI	C
G	Jeno James	CAR CB	Pat Dennis	KC	G
G	Brad Meester	JAX CB	Ahmed Plummer	SF	G
T	Chris Samuels	WAS S	Mike Brown	CHI	T
T	Todd Wade	MIA S	Greg Wesley	KC	T
<b>Special Teams</b>			<b>Special Teams</b>		
PK	Paul Edinger	CHI P	Shane Lechler	OAK	PK
KR	Darrick Vaughn	ATL PR	Hank Poteat	PIT	KR
ST	Jean-Phillipe Darche	SEA			ST

2004

Offense			Defense		
QB	Ben Roethlisberger	PIT DE	Jared Allen	KC	QB
RB	Kevin Jones	DET DE	Will Smith	NO	RB
RB	Julius Jones	DAL DT	Darnell Dockett	ARI	RB
WR	Michael Clayton	TB DT	Tommie Harris	CHI	WR
WR	Roy Williams	DET OLB	Karlos Dansby	ARI	WR
TE	Chris Cooley	WAS OLB	D.J. Williams	DEN	TE
C	Alex Stepanovich	ARI MLB	Jonathan Vilma	NYJ	C
G	Jacob Bell	TEN CB	Chris Gamble	CAR	G
G	Chris Snee	NYG CB	Dunta Robinson	HOU	G
T	Robert Gallery	OAK S	Michael Boulware	SEA	T
T	Shane Olivea	SD S	Sean Taylor	WAS	T
<b>Special Teams</b>			<b>Special Teams</b>		
PK	Nate Kaeding	SD P	Kyle Larson	CIN	PK
KR	Wes Welker	MIA PR	B.J. Sams	BAL	KR
ST	Keith Lewis	SF			ST

# ALL-ROOKIE TEAMS (2005-2012)

## 2005

Offense			Defense		
QB	Kyle Orton	CHI	DL	Luis Castillo	SD
RB	Ronnie Brown	MIA	DL	Trent Cole	PHI
RB	Cadillac Williams	TB	DL	Mike Patterson	PHI
WR	Mark Clayton	BAL	DL	Marcus Spears	DAL
WR	Chris Henry	CIN	LB	Shawne Merriman	SD
TE	Heath Miller	PIT	LB	Lofa Tatupu	SEA
C	Chris Spencer	SEA	LB	Odell Thurman	CIN
G	Dan Buenning	TB	CB	Ellis Hobbs	NE
G	Logan Mankins	NE	CB	Darrent Williams	DEN
T	Jammal Brown	NO	S	Nick Collins	GB
T	Khalif Barnes	JAX	S	Kerry Rhodes	NYJ
<b>Special Teams</b>					
PK	Mike Nugent	NYJ	P	Chris Kluwe	MIN
KR	Jerome Mathis*	HOU	PR	Adam Jones	TEN
ST	Michael Boley	ATL			

## 2006

Offense			Defense		
QB	Vince Young	TEN	DL	Mark Anderson	CHI
RB	Reggie Bush	NO	DL	Barry Coffield	NYG
RB	Maurice Jones-Drew	JAX	DL	Tamba Hali	KC
WR	Marques Colston	NO	DL	Haloti Ngata	BAL
WR	Greg Jennings	GB	LB	A.J. Hawk	GB
TE	Owen Daniels	HOU	LB	DeMeco Ryans	HOU
C	Nick Mangold	NYJ	LB	Ernie Sims	DET
G	Daryn Colledge	GB	CB	Tye Hill	STL
G	Jahri Evans	NO	CB	Richard Marshall	CAR
T	D'Brickshaw Ferguson	NYJ	S	Dawan Landry	BAL
T	Marcus McNeill	SD	S	Donte Whitner	BUF
<b>Special Teams</b>					
PK	Stephen Gostkowski	NE	P	Ryan Plackemeier	SEA
KR	Devin Hester	CHI	PR	Devin Hester*	CHI
ST	Bernard Pollard	KC			

## 2007

Offense			Defense		
QB	Trent Edwards	BUF	DE	Gaines Adams	TB
RB	Adrian Peterson	MIN	DE	Brian Robison	MIN
RB	Marshawn Lynch	BUF	DT	Edward Johnson	IND
WR	Dwayne Bowe	KC	DT	Amobi Okoye	HOU
WR	Calvin Johnson	DET	OLB	Jon Beason	CAR
TE	Greg Olsen	CHI	OLB	David Harris	NYJ
C	Samson Satele	MIA	MLB	Patrick Willis*	SF
G	Ben Grubbs	BAL	CB	Leon Hall	CIN
G	Arron Sears	TB	CB	Darrelle Revis	NYJ
T	Joe Thomas	CLE	S	LaRon Landry	WAS
T	Tony Ugho	IND	S	Reggie Nelson	JAX
<b>Special Teams</b>					
PK	Nick Folk	DAL	P	Daniel Sepulveda	PIT
KR	Yamon Figurs	BAL	PR	Ted Ginn Jr.	MIA
ST	Brandon Siler	SD			

## 2008

Offense			Defense		
QB	Matt Ryan	ATL	DL	Sedrick Ellis	NO
RB	Matt Forte	CHI	DL	Jason Jones	TEN
RB	Chris Johnson	TEN	DL	Kendall Langford	MIA
WR	DeSean Jackson	PHI	DL	Chris Long	STL
WR	Eddie Royal	DEN	LB	Xavier Adibi	HOU
TE	John Carlson	SEA	LB	Curtis Lofton	ATL
C	Jamey Richard	IND	LB	Jerod Mayo	NE
G	Carl Nicks	NO	CB	Brandon Flowers	KC
G	Mike Pollak	IND	CB	Dominique Rodgers-Cromartie	ARI
T	Ryan Clady	DEN	S	Chris Horton	WAS
T	Jake Long	MIA	S	Kenny Phillips	NYG
<b>Special Teams</b>					
PK	Dan Carpenter	MIA	P	Brett Kern	DEN
KR	Leodis McKelvin	BUF	PR	Clifton Smith	TB
ST	no selection				

## 2009

Offense			Defense		
QB	Mark Sanchez	NYJ	DL	Tyson Jackson	KC
RB	Knowshon Moreno	DEN	DL	Terrance Knighton	JAX
RB	Beanie Wells	ARI	DL	B.J. Raji	GB
WR	Austin Collie	IND	DL	Matt Shaughnessy	OAK
WR	Percy Harvin	MIN	LB	Brian Cushing	HOU
TE	Brandon Pettigrew	DET	LB	Clay Matthews	GB
C	Alex Mack	CLE	LB	Brian Orakpo	WAS
G	Andy Levitre	BUF	CB	Vontae Davis	MIA
G	Louis Vasquez	SD	CB	Jacob Lacey	IND
T	Phil Loadholt	MIN	S	Jairus Byrd	BUF
T	Michael Oher	BAL	S	Louis Delmas	DET
<b>Special Teams</b>					
PK	Ryan Succop	KC	P	Pat McAfee	IND
KR	Percy Harvin	MIN	PR	Quan Cosby	CIN
ST	LaRod Stephens-Howling	ARI			

## 2010

Offense			Defense		
QB	Sam Bradford	STL	DL	Tyson Alualu	JAX
RB	LeGarrette Blount	TB	DL	Carlos Dunlap	CIN
RB	Chris Ivory	NO	DL	Lamarr Houston	OAK
WR	Dez Bryant	DAL	DL	Ndamukong Suh*	DET
WR	Mike Williams	TB	LB	Pat Angerer	IND
TE	Rob Gronkowski	NE	LB	Rolando McClain	OAK
C	Maurkice Pouncey	PIT	LB	Koa Misi	MIA
G	Mike Iupati	SF	CB	Joe Haden	CLE
G	John Jerry	MIA	CB	Devin McCourty	NE
T	Bryan Bulaga	GB	S	Eric Berry	KC
T	Rodger Saffold	STL	S	T.J. Ward	CLE
<b>Special Teams</b>					
PK	Clint Stitser	CIN	P	Zoltan Mesko	NE
KR	Jacoby Ford	OAK	PR	Marc Mariani	TEN
ST	T.J. Ward	CLE			

## 2011

Offense			Defense		
QB	Cam Newton	CAR	DE	Jabaal Sheard	CLE
RB	Roy Helu	WAS	DE	J.J. Watt	HOU
RB	DeMarco Murray	DAL	DT	Marcell Dareus	BUF
WR	A.J. Green	CIN	DT	Phil Taylor	CLE
WR	Julio Jones	ATL	LB	Ryan Kerrigan	WAS
TE	Kyle Rudolph	MIN	LB	Von Miller	DEN
C	Mike Pouncey	MIA	LB	Aldon Smith	WAS
G	Danny Watkins	PHI	CB	Patrick Peterson	ARI
G	Stefen Wisniewski	OAK	CB	Richard Sherman	SEA
T	Tyron Smith	DAL	S	Chris Conte	CHI
T	Nate Solder	NE	S	Chris Harris	DEN
<b>Special Teams</b>					
PK	Dan Bailey	DAL	P	Matt Bosher	ATL
KR	Randall Cobb	GB	PR	Patrick Peterson*	ARI
ST	Akeem Dent	ATL			

## 2012

Offense			Defense		
QB	Robert Griffin III	WAS	DL	Michael Brockers	STL
RB	Alfred Morris	WAS	DL	Fletcher Cox	PHI
RB	Doug Martin	TB	DL	Chandler Jones	NE
WR	Justin Blackmon	JAX	DL	Bruce Irvin	SEA
WR	T.Y. Hilton	IND	LB	Lavonte David	TB
TE	Dwayne Allen	IND	LB	Luke Kuechly	CAR
C	no selection		LB	Bobby Wagner	SEA
G	Amini Silatolu	CAR	CB	Casey Hayward	GB
G	Kevin Zeitler	CIN	CB	Janoris Jenkins	STL
T	Matt Kalil	MIN	S	Mark Barron	TB
T	Mitchell Schwartz	CLE	S	Harrison Smith	MIN
<b>Special Teams</b>					
PK	Blair Walsh*	MIN	P	Bryan Anger	JAX
KR	David Wilson	NYG	PR	T.Y. Hilton	IND
ST	Johnson Bademosi	CLE			

# ALL-ROOKIE TEAMS (2013-2020)

## 2013

Offense			Defense		
QB	Mike Glennon	TB DL	Ezekiel Ansah	DET	
RB	Giovanni Bernard	CIN DL	Star Lotulelei	CAR	
RB	Eddie Lacy	GB DL	Sheldon Richardson	NYJ	
WR	Keenan Allen	SD DL	Kawann Short	CAR	
WR	DeAndre Hopkins	HOU LB	Kiko Alonso	BUF	
TE	Jordan Reed	WAS LB	Sio Moore	OAK	
C	Travis Frederick	DAL LB	Alec Ogletree	STL	
G	Kyle Long	CHI CB	Tyrann Mathieu	ARI	
G	Larry Warford	DET CB	Desmond Trufant	ATL	
T	D.J. Fluker	SD S	Eric Reid	SF	
T	Justin Pugh	NYG S	Kenny Vaccaro	NO	
<b>Special Teams</b>					
PK	Caleb Sturgis	MIA P	Sam Martin	DET	
KR	Cordarrelle Patterson*	MIN PR	Tavon Austin	STL	
ST	Don Jones	MIA			

## 2014

Offense			Defense		
QB	Teddy Bridgewater	MIN DL	Aaron Donald	STL	
RB	Jeremy Hill	CIN DL	Timmy Jernigan	BAL	
RB	Tre Mason	STL DL	Kony Ealy	CAR	
WR	Odell Beckham Jr.	NYG DL	Justin Ellis	OAK	
WR	Mike Evans	TB LB	Chris Borland	SF	
TE	Jace Amaro	NYJ LB	Khalil Mack	OAK	
C	Corey Linsley	GB LB	C.J. Mosley	BAL	
G	Joel Bitonio	CLE CB	Kyle Fuller	CHI	
G	Zack Martin	DAL CB	E.J. Gaines	STL	
T	Taylor Lewan	TEN S	Deone Bucannon	ARI	
T	Ja'Wuan James	MIA S	Ha Ha Clinton-Dix	GB	
<b>Special Teams</b>					
PK	Cody Parkey	PHI P	Pat O'Donnell	CHI	
KR	Jarvis Landry	MIA PR	De'Anthony Thomas	KC	
ST	Trey Burton	PHI			

## 2015

Offense			Defense		
QB	Jameis Winston	TB DL	Malcom Brown	NE	
RB	Todd Gurley	STL DL	Eddie Goldman	CHI	
RB	Thomas Rawls	SEA DL	Danielle Hunter	MIN	
WR	Amari Cooper	OAK DL	Leonard Williams	NYJ	
WR	Stefon Diggs	MIN LB	Kwon Alexander	TB	
TE	Will Tye	NYG LB	Stephone Anthony	NO	
C	Mitch Morse	KC LB	Eric Kendricks	MIN	
G	Ali Marpet	TB CB	Ronald Darby	BUF	
G	Brandon Scherff	WAS CB	Marcus Peters	KC	
T	Rob Havenstein	STL S	Adrian Amos	CHI	
T	Donovan Smith	TB S	Landon Collins	NYG	
<b>Special Teams</b>					
PK	Josh Lambo	SD P	Matt Darr	MIA	
KR	Tyler Lockett	SEA PR	Tyler Lockett	SEA	
ST	Tyler Lockett	SEA			

## 2016

Offense			Defense		
QB	Dak Prescott	DAL DL	Joey Bosa	SD	
RB	Ezekiel Elliott*	DAL DL	DeForest Buckner	SF	
RB	Jordan Howard	CHI DL	Chris Jones	KC	
WR	Sterling Shepard	NYG DL	Yannick Ngakoue	JAX	
WR	Michael Thomas	NO LB	Jatavis Brown	SD	
TE	Hunter Henry	SD LB	Leonard Floyd	CHI	
C	Cody Whitehair	CHI LB	Deion Jones	ATL	
G	Joe Thuney	NE CB	Vernon Hargreaves III	TB	
G	Laremy Tunsil	MIA CB	Jalen Ramsey	JAX	
T	Jack Conklin	TEN S	Karl Joseph	OAK	
T	Taylor Decker	DET S	Keanu Neal	ATL	
<b>Special Teams</b>					
PK	Wil Lutz	NO P	Riley Dixon	DEN	
KR	Tyreek Hill	KC PR	Tyreek Hill*	KC	
ST	Tyreek Hill	KC			

## 2017

Offense			Defense		
QB	Deshaun Watson	HOU DL	Derek Barnett	PHI	
RB	Kareem Hunt	KC DL	Myles Garrett	CLE	
RB	Alvin Kamara	NO DL	Carl Lawson	CIN	
WR	Cooper Kupp	LAR DL	Dalvin Tomlinson	NYG	
WR	Juju Smith-Schuster	PIT LB	Jarrad Davis	DET	
TE	Evan Engram	NYG LB	Rueben Foster	SF	
C	Pat Elflein	MIN LB	T.J. Watt	PIT	
G	Dan Feeney	LAC CB	Marshall Lattimore	NO	
G	Jermaine Eluemunor	BAL CB	Tre'Davious White	BUF	
	Ethan Pocic	SEA			
T	Garrett Bolles	DEN S	Jamal Adams	NYJ	
T	Ryan Ramczyk	NO S	Marcus Williams	NO	
<b>Special Teams</b>					
PK	Harrison Butker	KC P	Rigoberto Sanchez	IND	
KR	Ryan Switzer	DAL PR	Jamal Agnew*	DET	
ST	Budda Baker*	ARI			

## 2018

Offense			Defense		
QB	Baker Mayfield	CLE DL	Bradley Chubb	DEN	
RB	Saquon Barkley	NYG DL	Marcus Davenport	NO	
RB	Phillip Lindsay	DEN DL	Da'Shawn Hand	DET	
WR	Calvin Ridley	ATL DL	Daron Payne	WAS	
WR	DJ Moore	CAR LB	Darius Leonard	IND	
TE	Chris Herndon	NYJ LB	Roquan Smith	CHI	
C	Billy Price	CIN LB	Leighton Vander Esch	DAL	
G	Will Hernandez	NYG CB	Jaire Alexander	GB	
G	Quenton Nelson*	IND CB	Denzel Ward	CLE	
T	Mike Glinchey	SF S	Jessie Bates	CIN	
T	Braden Smith	IND S	Derwin James*	LAC	
<b>Special Teams</b>					
PK	Jason Sanders	MIA P	Michael Dickson*	SEA	
KR	Tremont Smith	KC PR	Christian Kirk	ARI	
ST	Zeke Turner	ARI			

## 2019

Offense			Defense		
QB	Kyler Murray	ARI DL	Josh Allen	JAX	
RB	Josh Jacobs	OAK DL	Nick Bosa	SF	
RB	Miles Sanders	PHI DL	Dexter Lawrence	NYG	
WR	A.J. Brown	TEN DL	Ed Oliver	BUF	
WR	Terry McLaurin	WAS LB	Devin Bush	PIT	
TE	Noah Fant	DEN LB	Dre Greenlaw	SF	
C	Erik McCoy	NO LB	Devin White	TB	
G	Elgton Jenkins	GB CB	Chauncey Gardner-Johnson	NO	
G	Dalton Risner	DEN CB	Sean Murphy-Bunting	TB	
T	Tytus Howard	HOU S	Darnell Savage	GB	
T	Jawaan Taylor	JAX S	Juan Thornhill	KC	
<b>Special Teams</b>					
PK	Austin Seibert	CLE P	Jamie Gillan	CLE	
KR	Mecole Hardman	KC PR	Deonte Harris*	NO	
ST	Drue Tranquill	LAC			

## 2020

Offense			Defense		
QB	Justin Herbert	LAC DL	Derrick Brown	CAR	
RB	James Robinson	JAX DL	Raekwon Davis	MIA	
RB	Jonathan Taylor	IND DL	Javon Kinlaw	SF	
WR	Chase Claypool	PIT DL	Chase Young	WAS	
WR	Justin Jefferson	MIN LB	Kenneth Murray Jr.	LAC	
TE	Harrison Bryant	CLE LB	Patrick Queen	BAL	
C	Lloyd Cushenberry III	DEN LB	Isaiah Simmons	ARI	
G	Damien Lewis	SEA CB	Cameron Dantzler	MIN	
G	Mike Onwenu	NE CB	L'Jarius Sneed	KC	
T	Jedrick Wills Jr.	CLE S	Jeremy Chinn	CAR	
T	Tristan Wirfs	TB S	Antoine Winfield Jr.	TB	
<b>Special Teams</b>					
PK	Rodrigo Blankenship	IND P	Tommy Townsend	KC	
KR	Isaiah Rodgers	IND PR	James Proche II	BAL	
ST	Jordan Glasgow	IND			

# ALL-ROOKIE TEAMS (2021-2023)

## 2021

<b>Offense</b>			<b>Defense</b>		
QB	Mac Jones	NE	DL	Christian Barmore	NE
RB	Najee Harris	PIT	DL	Odafe Oweh	BAL
RB	Javonte Williams	DEN	DL	Kwity Paye	IND
WR	Ja'Marr Chase	CIN	DL	Jaelan Phillips	MIA
WR	Jaylen Waddle	MIA	LB	Nick Bolton	KC
TE	Kyle Pitts	ATL	LB	Jeremiah Owusu-Koramoah	CLE
C	Creed Humphrey	KC	LB	Micah Parsons*	DAL
G	Trey Smith	KC	CB	Greg Newsome II	CLE
G	Alijah Vera-Tucker	NYJ	CB	Patrick Surtain II	DEN
T	Rashawn Slater	LAC	S	Jevon Holland	MIA
T	Penei Sewell	DET	S	Tre'Von Moehrig	LV
<b>Special Teams</b>					
PK	Evan McPherson	CIN	P	Pressley Harvin III	PIT
KR	Kene Nwangwu	MIN	PR	Demetric Felton	CLE
ST	Nick Niemann	LAC			

## 2022

<b>Offense</b>			<b>Defense</b>		
QB	Brock Purdy	SF	DL	Jordan Davis	PHI
RB	Tyler Allgeier	ATL	DL	Aidan Hutchinson	DET
RB	Kenneth Walker III	SEA	DL	George Karlaftis	KC
WR	Chris Olave	NO	DL	Kayvon Thibodeaux	NYG
WR	Garrett Wilson	NYJ	LB	Devin Lloyd	JAX
TE	Chigoziem Okonkwo	TEN	LB	Malcolm Rodriguez	DET
C	Tyler Linderbaum	BAL	LB	Quay Walker	GB
G	Zion Johnson	LAC	CB	Ahmad "Sauce" Gardner*	NYJ
G	Dylan Parham	LV	CB	Tariq Woolen	SEA
T	Braxton Jones	CHI	S	Kyle Hamilton	BAL
T	Tyler Smith	DAL	S	Jalen Pitre	HOU
<b>Special Teams</b>					
PK	Cameron Dicker	LAC	P	Ryan Stonehouse	TEN
KR	Dallis Flowers	IND	PR	Marcus Jones	NE
ST	Brenden Schooler	NE			

## 2023

<b>Offense</b>			<b>Defense</b>		
QB	C.J. Stroud	HOU	DL	Will Anderson Jr.	HOU
RB	Jahmyr Gibbs	DET	DL	Jalen Carter	PHI
RB	Bijan Robinson	ATL	DL	Tuli Tuipulotu	LAC
WR	Jordan Addison	MIN	DL	Kobie Turner	LAR
WR	Puka Nacua	LAR	LB	Jack Campbell	DET
TE	Sam LaPorta	DET	LB	Ivan Pace Jr.	MIN
C	Joe Tippmann	NYJ	LB	Byron Young	LAR
G	Steve Avila	LAR	CB	Joey Porter Jr.	PIT
G	O'Cyrus Torrence	BUF	CB	Devon Witherspoon	SEA
T	Dawand Jones	CLE	S	Jordan Battle	CIN
T	Darnell Wright	CHI	S	Ji'Ayir Brown	SF
<b>Special Teams</b>					
PK	Jake Moody	SF	P	Bryce Baringer	NE
KR	Marvin Mims Jr.	DEN	PR	Derius Davis	LAC
ST	Jerrick Reed II	SEA			

\* - Also selected to PFWA All-NFL Team in same season (since 1974)

# ALL-ROOKIE PLAYERS (1974-2023)

## OFFENSE (558)

<b>A</b>	
Karim Abdul-Jabbar (RB)	1996
Jordan Addison (WR)	2023
<b>Troy Aikman (QB)</b>	<b>1989</b>
Ted Albrecht (T)	1977
Derrick Alexander (WR)	1994
Tyler Allgeier (RB)	2022
Dwayne Allen (TE)	2012
Keenan Allen (WR)	2013
<b>Larry Allen (T)</b>	<b>1994</b>
<b>Marcus Allen (RB)</b>	<b>1982*</b>
Jace Amaro (TE)	2014
Alfred Anderson (RB)	1984
Gary Anderson (RB)	1985
Mike Anderson (RB)	2000
Ottis Anderson (RB)	1979*
Willie Anderson (T)	1996
William Andrews (RB)	1979
Reidel Anthony (WR)	1997
Billy Ard (G)	1981
Bruce Armstrong (T)	1987
Troy Auzenne (T)	1992
Steve Avila (G)	2023
Robert Awalt (TE)	1987
<b>B</b>	
Jeff Backus (T)	2001
Jason Ball (C)	2002
Tony Banks (QB)	1996
Saquon Barkley (RB)	2018
Khalif Barnes (T)	2005
Fred Barnett (WR)	1990
Steve Bartkowski (QB)	1975
Harris Barton (T)	1987
Brian Baschnagel (WR)	1976-2
Greg Baty (TE)	1986
Mark Bavaro (TE)	1985
Anthony Becht (TE)	2000
Odell Beckham Jr. (WR)	2014
Greg Bell (RB)	1984
Jacob Bell (G)	2004
LeCharles Bentley (G)	2002
Giovanni Bernard (RB)	2013
<b>Jerome Bettis (RB)</b>	<b>1993*</b>
Joel Bitonio (G)	2014
Justin Blackmon (WR)	2012
Brian Blades (WR)	1988
Brian Blados (G)	1984
LeGarrette Blount (RB)	2010
Lynn Boden (G)	1975
Anquan Boldin (WR)	2003
Russ Bolinger (G)	1976-2
Garrett Bolles (T)	2017
<b>Tony Boselli (T)</b>	<b>1995</b>
Dwayne Bowe (WR)	2007
Sam Bradford (QB)	2010
Teddy Bridgewater (QB)	2014
Vincent Brisby (WR)	1993
Dieter Brock (QB)	1985
Pete Brock (C)	1976-2
Stan Brock (T)	1980
Blake Brockermeier (T)	1995
Bill Brooks (WR)	1986
Billy Brooks (WR)	1976-2
Reggie Brooks (RB)	1993
A.J. Brown (WR)	2019
Charlie Brown (WR)	1982
Eddie Brown (WR)	1985
Jammal Brown (T)	2005
Lomas Brown (T)	1985
Ronnie Brown (RB)	2005
Ruben Brown (G)	1995
<b>Tim Brown (WR)</b>	<b>1988</b>
Antonio Bryant (WR)	2002
Dez Bryant (WR)	2010
Harrison Bryant (TE)	2020
Warren Bryant (T)	1977
Doug Brzezinski (G)	1999
Dan Buenning (G)	2005
Glenn Buijnoch (G)	1976-2
Bryan Bulaga (T)	2010
Blair Bush (C)	1978
Reggie Bush (RB)	2006
Jerry Butler (WR)	1979
Ray Butler (WR)	1980

<b>C</b>	
<b>Earl Campbell (RB)</b>	<b>1978*</b>
John Carlson (TE)	2008
Rob Carpenter (RB)	1977
David Carr (QB)	2002
Rae Carruth (WR)	1997
Jeff Chadwick (WR)	1983
Chris Chambers (WR)	2001
Chris Chandler (QB)	1988
Ja'Marr Chase (WR)	2021
Eugene Chung (T)	1992
Ryan Clady (T)	2008
Chase Claypool (WR)	2020
Mark Clayton (WR)	2005
Michael Clayton (WR)	2004
Cam Cleeland (TE)	1998
Daryn Colledge (G)	2006
Austin Collie (WR)	2009
Calvin Collins (C)	1997
Kerry Collins (QB)	1995
Shawn Collins (WR)	1989
Cris Collinsworth (WR)	1981
Marques Colston (WR)	2006
Jack Conklin (T)	2016
Chris Cooley (TE)	2004
Adrian Cooper (TE)	1991
Amari Cooper (WR)	2015
Tim Couch (QB)	1999
<b>Jimbo Covert (T)</b>	<b>1983</b>
Joe Cribbs (RB)	1980
Randy Cross (C)	1976-1
Bennie Cunningham (TE)	1976-2
Lloyd Cushenberry III (C)	2020
<b>D</b>	
Owen Daniels (TE)	2006
Jean-Phillipe Darche (C)	2000
Matt Darwin (C)	1986
Antone Davis (T)	1991
Domanick Davis (RB)	2003
Leonard Davis (G)	2001
<b>Terrell Davis (RB)</b>	<b>1995</b>
Lawrence Dawsey (WR)	1991
Taylor Decker (T)	2016
Joe Delaney (RB)	1981
Mark Dennard (C)	1979
<b>Eric Dickerson (RB)</b>	<b>1983*</b>
Stefon Diggs (WR)	2015
Ken Dilger (TE)	1995
Corey Dillon (RB)	1997
Keith Dorney (T)	1979
<b>Tony Dorsett (RB)</b>	<b>1977</b>
Walt Downing (G)	1978
Vaughn Dunbar (RB)	1992
Jason Dunn (TE)	1996
Warrick Dunn (RB)	1997
<b>E</b>	
Brad Edelman (G)	1982
Robert Edwards (RB)	1998
Trent Edwards (QB)	2007
Pat Elflein (C)	2017
Homer Elias (G)	1978
Ezekiel Elliott (RB)	2016*
Jumbo Elliott (T)	1988
Matt Elliott (C)	1992
Jermaine Eluemunor (G)	2017
Evan Engram (TE)	2017
Ricky Ervins (RB)	1991
Jahri Evans (G)	2006
Mike Evans (WR)	2014
Jim Everett (QB)	1986
Steve Everitt (C)	1993
<b>F</b>	
Jason Fabini (T)	1998
Noah Fant (TE)	2019
Sean Farrell (G)	1982
<b>Marshall Faulk (RB)</b>	<b>1994</b>
Dan Feeney (G)	2017
D'Brickashaw Ferguson (T)	2006
John Flannery (C)	1991
D.J. Fluker (T)	2013
Matt Forte (RB)	2008
Bill Fralic (G)	1985
Doug France (T)	1975
Russ Francis (TE)	1975
Travis Frederick (C)	2013

<b>G</b>	
Clark Gaines (RB)	1976-1
Lawrence Gaines (RB)	1976-2
Tony Galbreath (RB)	1976-2
Robert Gallery (T)	2004
Joey Galloway (WR)	1995
Rod Gardner (WR)	2001
Olandis Gary (RB)	1999
Willie Gault (WR)	1983
Eddie George (RB)	1996
Jeff George (QB)	1990
Charles Getty (T)	1974
Jahmyr Gibbs (RB)	2023
Tommie Ginn (C)	1980
Ernest Givins (WR)	1986
Tom Glassic (G)	1976-1
Tarik Glenn (G)	1997
Terry Glenn (WR)	1996
Mike Glennon (QB)	2013
Mike Glinchey (T)	2018
Leo Goetz (T)	1990
<b>Tony Gonzalez (TE)</b>	<b>1997</b>
Aaron Graham (C)	1996
Earnest Gray (WR)	1979
A.J. Green (WR)	2011
Eric Green (TE)	1990
William Green (RB)	2002
Archie Griffin (QB)	1976-2
Robert Griffin III (QB)	2012
Rob Gronkowski (TE)	2010
Jordan Gross (T)	2003
Ben Grubbs (G)	2007
Paul Gruber (T)	1988
Tim Grunhard (C)	1990
Todd Gurley (RB)	2015
<b>H</b>	
Courtney Hall (C)	1989
Don Hardeman (RB)	1975
Pat Harlow (T)	1991
Najee Harris (RB)	2021
Jeff Hartings (G)	1996
Percy Harvin (WR)	2009
Don Hasselbeck (TE)	1977
Rob Havenstein (T)	2015
Kevin Haverdink (T)	1989
Andy Heck (T)	1989
Ron Heller (T)	1984
Roy Helu (RB)	2011
Chris Henry (WR)	2005
Hunter Henry (TE)	2016
Justin Herbert (QB)	2020
Matt Herkenhoff (T)	1976-2
Will Hernandez (G)	2018
Chris Herndon (TE)	2018
John Hicks (G)	1974
David Hill (TE)	1976-1
Jeremy Hill (RB)	2014
T.Y. Hilton (WR)	2012
Chris Hinton (G)	1983
Torry Holt (WR)	1999
Brad Hopkins (T)	1993
DeAndre Hopkins (WR)	2013
Jordan Howard (RB)	2016
Tytus Howard (T)	2019
Bobby Humphrey (RB)	1989
Creed Humphrey (C)	2021
Kareem Hunt (RB)	2017
Tony Hunter (TE)	1983
<b>Steve Hutchinson (G)</b>	<b>2001</b>
<b>I</b>	
Mike Iupati (G)	2010
Chris Ivory (RB)	2010
<b>J</b>	
Darrell Jackson (WR)	2000
DeSean Jackson (WR)	2008
Keith Jackson (TE)	1988*
Wilbur Jackson (RB)	1974
Josh Jacobs (RB)	2019
Joe Jacoby (T)	1981
<b>Edgerrin James (RB)</b>	<b>1999*</b>
Ja'Wuan James (T)	2014
Jeno James (G)	2000
Jon Jansen (T)	1999
John Jefferson (WR)	1978
Justin Jefferson (WR)	2020
Elgton Jenkins (G)	2019



# ALL-ROOKIE PLAYERS (1974-2023)

Greg Jennings (WR).....	2006	Tyrone McGriff (G) .....	1980	Calvin Ridley (WR).....	2018
John Jerry (G) .....	2010	Steve McKinney (G) .....	1998	Dave Rimington (C) .....	1983
James Jett (WR).....	1993	Terry McLaurin (WR).....	2019	Cody Risien (G) .....	1979
<b>Andre Johnson (WR) .....</b>	<b>2003</b>	Jim McMahon (QB) .....	1982	Dalton Risner (G) .....	2019
<b>Calvin Johnson (WR).....</b>	<b>2007</b>	Travis McNeal (TE) .....	1989	Andre Rison (WR).....	1989
Chris Johnson (RB).....	2008	Marcus McNeill (T) .....	2006	<b>Willie Roaf (T) .....</b>	<b>1993</b>
Doug Johnson (QB).....	2000	Brad Meester (G).....	2000	Tootie Robbins (T) .....	1982
Eric Johnson (TE).....	2001	Pete Metzelaars (TE).....	1982	Greg Roberts (G) .....	1979
Johnny Johnson (RB).....	1990	John Michels (T) .....	1996	Bijan Robinson (RB).....	2023
Kevin Johnson (WR).....	1999	Frank Middleton (G).....	1997	James Robinson (RB).....	2020
Zion Johnson (G) .....	2022	Heath Miller (TE) .....	2005	Ben Roethlisberger (QB).....	2004
Braxton Jones (T) .....	2022	Junior Miller (TE) .....	1980	George Rogers (RB).....	1981
Dawand Jones (T) .....	2023	Terry Miller (RB).....	1978	Dan Ross (TE) .....	1979
Julio Jones (WR).....	2011	Claudie Minor (T) .....	1974	Eddie Royal (WR) .....	2008
Julius Jones (RB).....	2004	Rick Mirer (QB).....	1993	Kyle Rudolph (TE).....	2011
Kevin Jones (RB) .....	2004	Johnny Mitchell (TE).....	1992	Bob Rush (C) .....	1977
Levi Jones (T) .....	2002	<b>Art Monk (WR) .....</b>	<b>1980</b>	Leonard Russell (RB).....	1991
Mac Jones (QB).....	2021	Warren Moon (QB).....	1984	Matt Ryan (QB).....	2008
<b>Walter Jones (T).....</b>	<b>1997</b>	DJ Moore (WR) .....	2018	<b>S</b>	
Maurice Jones-Drew (RB).....	2006	Eric Moore (G) .....	1988	Rodger Saffold (T) .....	2010
Andrew Jordan (TE).....	1994	Nat Moore (WR).....	1974	Ephraim Salaam (T) .....	1998
Brian Jozwiak (T).....	1986	Rob Moore (WR).....	1990	Harvey Salem (T) .....	1983
<b>K</b>		Knowshon Moreno (RB).....	2009	Chris Samuels (T).....	2000
Matt Kalil (T) .....	2012	Alfred Morris (RB).....	2012	Mark Sanchez (QB) .....	2009
Alvin Kamara (RB).....	2017	Sylvester Morris (WR).....	2000	<b>Barry Sanders (RB).....</b>	<b>1989*</b>
Clarence Kay (TE).....	1984	Mitch Morse (C) .....	2015	Chris Sanders (WR).....	1995
Mike Kenn (T) .....	1978	<b>Randy Moss (WR) .....</b>	<b>1998*</b>	Miles Sanders (RB) .....	2019
Lincoln Kennedy (G).....	1993	Eric Moten (G) .....	1991	Samson Satele (C) .....	2007
Eddie Kennison (WR) .....	1996	Tom Mullen (G) .....	1974	Brandon Scherff (G) .....	2015
Ed King (G) .....	1991	Chuck Muncie (RB).....	1976-1	Mitchell Schwartz (T).....	2012
David Klingler (QB).....	1992	<b>Anthony Muñoz (T) .....</b>	<b>1980</b>	Darnay Scott (WR).....	1994
Mark Koncar (T) .....	1976-1	DeMarco Murray (RB) .....	2011	Lindsay Scott (WR).....	1982
Dan Koppen (C) .....	2003	Kyler Murray (QB) .....	2019	John Scully (C) .....	1981
Tommy Kramer (QB).....	1977	<b>N</b>		Paul Seal (TE) .....	1974
Mike Kruczek (QB).....	1976-2	Puka Nacua (WR) .....	2023	Arron Sears (G).....	2007
Cooper Kupp (WR).....	2017	Ricky Nattiel (WR).....	1987	Jeff Sevy (T) .....	1975
<b>L</b>		Frankie Neal (WR).....	1987	Penei Sewell (T) .....	2021
Sam LaPorta (TE) .....	2023	Quenton Nelson (G).....	2018*	Luis Sharpe (TE).....	1982
Jim Lachey (T) .....	1985	Tom Newberry (G).....	1986	Sterling Shepard (WR).....	2016
Eddie Lacy (RB).....	2013	<b>Ozzie Newsome (TE) .....</b>	<b>1978</b>	<b>Will Shields (G).....</b>	<b>1993</b>
Greg LaFleur (TE).....	1981	Cam Newton (QB) .....	2011	Jeremy Shockey (TE) .....	2002
<b>Steve Largent (WR) .....</b>	<b>1976-1</b>	Carl Nicks (G) .....	2008	Heath Shuler (QB).....	1994
Burton Lawless (G) .....	1975	<b>O</b>		Amini Silatolu (G) .....	2012
Amp Lee (RB) .....	1992	Bart Oates (C) .....	1985	Kendall Simmons (G).....	2002
Byron Leftwich (QB).....	2003	<b>Jonathan Ogden (G).....</b>	<b>1996</b>	Phil Simms (QB) .....	1979
Andy Levitre (G) .....	2009	Michael Oher (T) .....	2009	Billy Sims (RB) .....	1980
Taylor Lewan (T) .....	2014	Chigoziem Okonkwo (TE).....	2022	Keith Sims (G) .....	1990
Damien Lewis (G).....	2020	Christian Okoye (RB).....	1987	Rashawn Slater (T) .....	2021
Jamal Lewis (RB).....	2000	Chris Olave (WR).....	2022	Braden Smith (T) .....	2018
Dennis Lick (T) .....	1976-1	Shane Olivea (T) .....	2004	Donovan Smith (T).....	2015
Tyler Linderbaum (C).....	2022	Greg Olsen (TE).....	2007	<b>Emmitt Smith (RB) .....</b>	<b>1990</b>
Phillip Lindsay (RB).....	2018	Mike Onwenu (G).....	2020	Onterio Smith (RB).....	2003
Corey Linsley (C) .....	2014	Kyle Orton (QB) .....	2005	Trey Smith (G).....	2021
Louis Lipps (WR).....	1984	Tom Owen (QB) .....	1974	Tyler Smith (T) .....	2022
Phil Loadholt (T).....	2009	<b>P</b>		Tyron Smith (T).....	2011
<b>James Lofton (WR) .....</b>	<b>1978</b>	Joe Panos (G).....	1994	Wade Smith (T) .....	2003
Neil Lomax (QB).....	1981	Dylan Parham (G).....	2022	Juju Smith-Schuster (WR).....	2017
Jake Long (T) .....	2008	Jerome Pathon (WR).....	1998	Chris Sneek (G) .....	2004
Kevin Long (C) .....	1998	Todd Peat (G) .....	1987	Ray Snell (G) .....	1980
Kyle Long (G) .....	2013	Adrian Peterson (RB).....	2007	Nate Solder (T) .....	2011
Marshawn Lynch (RB).....	2007	Brandon Pettigrew (TE).....	2009	Freddie Solomon (WR).....	1975
<b>M</b>		Carl Pickens (WR).....	1992	Ron Solt (G) .....	1984
J.D. Maareveld (T) .....	1986	Kyle Pitts (TE).....	2021	Chris Spencer (C).....	2005
Don Macek (G) .....	1976-1	Jake Plummer (QB) .....	1997	Brenden Stai (G) .....	1995
Alex Mack (C) .....	2009	Ethan Pocic (G).....	2017	Donte' Stallworth (WR).....	2002
Kevin Mack (RB).....	1985	Mike Pollak (G).....	2008	Eric Steinbach (G).....	2003
Nick Mangold (C) .....	2006	Clinton Portis (RB).....	2002	Dean Steinkuhler (T).....	1984
Logan Mankins (G).....	2005	Maurkice Pouncey (C).....	2010	Alex Stepanovich (C).....	2004
<b>Peyton Manning (QB).....</b>	<b>1998</b>	Mike Pouncey (C) .....	2011	John Stephens (RB).....	1988
Vince Manuwai (G).....	2003	Dak Prescott (QB).....	2016	Todd Steussie (T).....	1994
Ken Margerum (WR).....	1981	Billy Price (C) .....	2018	Troy Stradford (RB).....	1987
<b>Dan Marino (QB) .....</b>	<b>1983</b>	Mike Pritchard (WR).....	1991	C.J. Stroud (QB).....	2023
Ali Marpet (G) .....	2015	Ricky Proehl (WR).....	1990	Dave Studdard (T).....	1979
Curt Marsh (G) .....	1981	Justin Pugh (T) .....	2013	<b>Lynn Swann (WR).....</b>	<b>1974</b>
Arthur Marshall (WR).....	1992	Brock Purdy (QB).....	2022	Jim Sweeney (C).....	1984
<b>Curtis Martin (RB).....</b>	<b>1995</b>	<b>R</b>		Dave Szott (G).....	1990
Doug Martin (RB).....	2012	Dominic Raiola (C) .....	2001	<b>T</b>	
Zack Martin (G) .....	2014	Ryan Ramczyk (T).....	2017	Fred Taylor (RB).....	1998
Tre Mason (RB).....	2014	Thomas Rawls (RB).....	2015	Jawaan Taylor (T).....	2019
<b>Bruce Matthews (G).....</b>	<b>1983</b>	Anthony Redmon (G).....	1994	Jonathan Taylor (RB).....	2020
<b>Kevin Mawae (C) .....</b>	<b>1994</b>	Jordan Reed (TE) .....	2013	Chris Terry (T) .....	1999
Rueben Mayes (RB).....	1986	Bill Reid (C) .....	1975	Vinny Testaverde (QB).....	1987
Baker Mayfield (QB).....	2018	George Reihner (G).....	1977	Tom Thayer (G) .....	1985
Erik McCoy (C) .....	2019	Errict Rhett (RB).....	1994	R.C. Thieleman (G).....	1977
<b>Randall McDaniel (G) .....</b>	<b>1988</b>	<b>Jerry Rice (WR) .....</b>	<b>1985</b>	Anthony Thomas (RB).....	2001
Tony McGee (TE).....	1993	Jamey Richard (C) .....	2008	<b>Joe Thomas (T).....</b>	<b>2007</b>

# ALL-ROOKIE PLAYERS (1974-2023)

Michael Thomas (WR).....	2016	O'Brien Alston (OLB).....	1988	Jairus Byrd (S).....	2009
Mike Thomas (RB).....	1975	Tyson Alualu (DL).....	2010	<b>C</b>	
Randy Thomas (G).....	1999	Adrian Amos (S).....	2015	Jack Campbell (LB).....	2023
Joe Thuney (G).....	2016	Antonio Anderson (DT).....	1997	Alphonso Carreker (DE).....	1984
Joe Tippmann (G).....	2023	John Anderson (OLB).....	1978	Mark Carrier (S).....	1990
<b>LaDainian Tomlinson (RB).....</b>	<b>2001</b>	Mark Anderson (DL).....	2006	<b>Harry Carson (MLB).....</b>	<b>1976-1</b>
O'Cyus Torrence (G).....	2023	Will Anderson Jr. (DL).....	2023	Dale Carter (CB).....	1992
Steve Trapilo (G).....	1987	Pat Angerer (LB).....	2010	Jalen Carter (DL).....	2023
Laremy Tunsil (G).....	2016	Ezekiel Ansah (DL).....	2013	Tom Carter (CB).....	1993
Kyle Turley (G).....	1998	Stephone Anthony (LB).....	2015	Tony Casillas (DT).....	1986
Daryl Turner (WR).....	1984	Troy Archer (DE).....	1976-2	Luis Castillo (DL).....	2005
Will Tye (TE).....	2015	Adam Archuleta (S).....	2001	Raphel Cherry (S).....	1985
<b>U</b>		Trace Armstrong (DE).....	1989	Larry Chester (DT).....	1998
Tony Ugho (T).....	2007	LaVar Arrington (LB).....	2000	Ray Childress (DE).....	1985
Rich Umphrey (C).....	1982	Gene Atkins (S).....	1987	Jeremy Chinn (S).....	2020
Rick Upchurch (WR).....	1975	<b>Steve Atwater (S).....</b>	<b>1989</b>	Bradley Chubb (DL).....	2018
<b>V</b>		<b>B</b>		Chris Claiborne (LB).....	1999
Keith Van Horne (T).....	1981	<b>Champ Bailey (CB).....</b>	<b>1999</b>	Bruce Clark (DE).....	1982
Louis Vasquez (G).....	2009	Al Baker (DE).....	1978*	Marlo Clark (CB).....	1976-1
Alijah Vera-Tucker (G).....	2021	Jesse Baker (DE).....	1979	Raymond Clayborn (CB).....	1977
Ross Verba (T).....	1997	Jerry Ball (DT).....	1987	Ha Ha Clinton-Dix (S).....	2014
<b>W</b>		Carl Banks (OLB).....	1984	Dexter Coakley (OLB).....	1997
Jaylen Waddle (WR).....	2021	Chip Banks (OLB).....	1982	Barry Cofield (DL).....	2006
Billy Waddy (WR).....	1977	Gary Barbaro (S).....	1976-2	Tim Cofield (OLB).....	1986
Todd Wade (T).....	2000	Christian Barmore (DL).....	2021	Trent Cole (DL).....	2005
Kenneth Walker III (RB).....	2022	Derek Barnett (DL).....	2017	Marco Coleman (OLB).....	1992
Kenyatta Walker (T).....	2001	Nick Barnett (MLB).....	2003	Sidney Coleman (LB).....	1988
Wesley Walker (WR).....	1977	Mark Barron (S).....	2012	Landon Collins (S).....	2015
Chris Ward (T).....	1978	Carl Barzilauskas (DT).....	1974	Nick Collins (S).....	2005
Larry Warford (G).....	2013	Idrees Bashir (S).....	2001	Neal Colzie (CB).....	1975
Curt Warner (RB).....	1983	Bill Bates (S).....	1983	Shane Conlan (ILB).....	1987
Danny Watkins (G).....	2011	Jessie Bates (S).....	2018	Chris Conte (S).....	2011
Dashaun Watson (QB).....	2017	Jordan Battle (S).....	2023	Johnnie Cooks (OLB).....	1982
Jed Weaver (TE).....	1999	Bob Baumhower (DT).....	1977	John Copeland (DE).....	1993
Richmond Webb (T).....	1990	Jon Beason (OLB).....	2007	Quentin Coryatt (OLB).....	1992
Mike Webster (C).....	1974	Aubrey Beavers (LB).....	1994	Tom Cousineau (MLB).....	1982
Chris Weinke (QB).....	2001	Terry Beeson (MLB).....	1977	Sam Cowart (LB).....	1998
Beanie Wells (RB).....	2009	Kendrell Bell (LB).....	2001	Fletcher Cox (DL).....	2012
Sammy White (WR).....	1976-1	Cornelius Bennett (OLB).....	1987	Mike Croel (OLB).....	1991
Cody Whitehair (C).....	2016	Eric Berry (S).....	2010	Bill Currier (S).....	1977
Cadillac Williams (RB).....	2005	Duane Bickett (OLB).....	1985	Buddy Curry (MLB).....	1980
Doug Williams (QB).....	1978	Robert Blackmon (S).....	1990	Eric Curry (DE).....	1993
Javonte Williams (RB).....	2021	Bennie Blades (S).....	1988	Brian Cushing (LB).....	2009
John Williams (RB).....	1986	Matt Blair (OLB).....	1974	<b>D</b>	
Mike Williams (T).....	2002	Stan Blinka (MLB).....	1979	Karlos Dansby (OLB).....	2004
Mike Williams (WR).....	2010	Kim Bokamper (OLB).....	1977	Cameron Dantzler (CB).....	2020
Roy Williams (WR).....	2004	Nick Bolton (LB).....	2021	Ronald Darby (CB).....	2015
Jedrick Wills Jr. (T).....	2020	Chris Borland (LB).....	2014	Marcell Dareus (DT).....	2011
Garrett Wilson (WR).....	2022	Joey Bosa (DL).....	2016	Donovin Darius (S).....	1998
Jameis Winston (QB).....	2015	John Bosa (DE).....	1987	Marcus Davenport (DL).....	2018
Tristan Wirfs (T).....	2020	Nick Bosa (DL).....	2019	Lavonte David (LB).....	2012
Stefen Wisniewski (G).....	2011	Brian Bosworth (ILB).....	1987	Jarrad Davis (LB).....	2017
Steve Wisniewski (G).....	1989	Michael Boulware (S).....	2004	Jordan Davis (DL).....	2022
Jason Witten (TE).....	2003	Peter Boulware (OLB).....	1997	Raekwon Davis (DL).....	2020
Dave Wohlbaugh (C).....	1995	Tim Bowens (DT).....	1994	Russell Davis (DE).....	1999
Joe Wolf (G).....	1989	Tony Brackens (DE).....	1996	Vontae Davis (CB).....	2009
Will Wolford (G).....	1986	Tyler Brayton (DE).....	2003	<b>Brian Dawkins (S).....</b>	<b>1996</b>
David Woodley (QB).....	1980	Larry Braziel (CB).....	1979	Mike Dawson (DT).....	1976-1
Don Woods (RB).....	1974	Robert Brazile (OLB).....	1975	Vernon Dean (CB).....	1982
Ickey Woods (RB).....	1988	Michael Brockers (DL).....	2012	Jack Del Rio (ILB).....	1985
Damien Woody (C).....	1999	<b>Derrick Brooks (LB).....</b>	<b>1995</b>	Louis Delmas (S).....	2009
Butch Woolfolk (RB).....	1982	Chad Brown (ILB/MLB).....	1993	Pat Dennis (CB).....	2000
Darnell Wright (T).....	2023	Courtney Brown (DL).....	2000	Na'il Diggs (LB).....	2000
<b>Y</b>		Derrick Brown (DL).....	2020	Darnell Dockett (DT).....	2004
<b>Steve Young (T).....</b>	<b>1976-2</b>	Jatavis Brown (LB).....	2016	<b>Chris Doleman (OLB).....</b>	<b>1985</b>
Vince Young (QB).....	2006	Jerome Brown (DT).....	1987	Aaron Donald (DL).....	2014
<b>Z</b>		Ji' Ayir Brown (S).....	2023	Santana Dotson (DE).....	1992
Kevin Zeitler (G).....	2012	Larry Brown (CB).....	1991	Hugh Douglas (DE).....	1995
Jim Zorn (QB).....	1976-1	Malcom Brown (DL).....	2015	A.J. Duhe (DE).....	1977
		Mike Brown (S).....	2000	Carlos Dunlap (DL).....	2010
		Rush Brown (DT).....	1980	John Dutton (DE).....	1974
		Keith Browner (OLB).....	1984	<b>E</b>	
		Ross Browner (DE).....	1978	Kony Ealy (DL).....	2014
		Darrick Brownlow (ILB).....	1991	<b>Kenny Easley (S).....</b>	<b>1981</b>
		Aundray Bruce (OLB).....	1988	Eddie Edwards (DT).....	1977
		Bob Brudzinski (DLB).....	1977	Ebenezer Ekuban (DE).....	1999
		Fernando Bryant (CB).....	1999	Justin Ellis (DL).....	2014
		Deone Bucannon (S).....	2014	Sedrick Ellis (DL).....	2008
		DeForest Buckner (DL).....	2016	Jimbo Elrod (MLB).....	1976-2
		Dan Bunz (MLB).....	1978	Steve Emrtman (DT).....	1992
		Gary Burley (DE).....	1976-1	Thomas Everett (S).....	1987
		Derrick Burroughs (CB).....	1985	<b>F</b>	
		Devin Bush (S).....	1995	Terry Fair (CB).....	1998*
		Devin Bush (LB).....	2019	Mark Fields (LB).....	1995
		Mike Butler (DE).....	1977	Brandon Flowers (CB).....	2008
		Greg Buttle (OLB).....	1976-1	Leonard Floyd (LB).....	2016

## DEFENSE (569)

<b>A</b>	
Donnie Abraham (CB).....	1996
Gaines Adams (DE).....	2007
Jamal Adams (S).....	2017
Sam Adams (DE).....	1994
Xavier Adibi (LB).....	2008
Ray Agnew (DE).....	1990
Jaire Alexander (CB).....	2018
Kwon Alexander (LB).....	2015
Eric Allen (CB).....	1988
Jared Allen (DE).....	2004
Josh Allen (DL).....	2019
Kiko Alonso (LB).....	2013

# ALL-ROOKIE PLAYERS (1974-2023)

Tom Flynn (S) .....	1984	<b>J</b>	Chris Mims (DE) .....	1992	
Rueben Foster (LB) .....	2017	Bobby Jackson (CB) .....	1978	Frank Minnifield (CB) .....	1984
Tim Fox (S) .....	1976-1	Tyson Jackson (DL) .....	2009	Koa Misi (LB) .....	2010
James Francis (OLB) .....	1990	Derwin James (S) .....	2018*	Devon Mitchell (S) .....	1986
Rob Fredrickson (LB) .....	1994	Quentin Jammer (CB) .....	2002	Mack Mitchell (DE) .....	1975
<b>Dwight Freene (DL) .....</b>	<b>2002</b>	Janoris Jenkins (CB) .....	2012	John Mobley (LB) .....	1996
Scott Fujita (LB) .....	2002	Timmy Jernigan (DL) .....	2014	Tre'Von Moehrig (S) .....	2021
David Fulcher (S) .....	1986	Dan Jilek (OLB) .....	1976-2	Sio Moore (LB) .....	2013
Kyle Fuller (CB) .....	2014	Edward Johnson (DT) .....	2007	Dan Morgan (LB) .....	2001
<b>G</b>		Gary Johnson (DT) .....	1975	Darryl Morrison (S) .....	1994
E.J. Gaines (CB) .....	2014	Joe Johnson (DE) .....	1994	C.J. Mosley (LB) .....	2014
Chris Gamble (CB) .....	2004	Johnnie Johnson (S) .....	1980	Sean Murphy-Bunting (CB) .....	2019
Daryl Gardener (DT) .....	1996	Ron Johnson (CB) .....	1978	Kenneth Murray Jr. (LB) .....	2020
Ahmad "Sauce" Gardner (CB) .....	2022*	Ted Johnson (LB) .....	1995	<b>N</b>	
Moe Gardner (DT) .....	1991	Chandler Jones (DL) .....	2012	Keanu Neal (S) .....	2016
Chauncey Gardner-Johnson (CB) .....	2019	Chris Jones (DL) .....	2016	Bill Neil (DT) .....	1981
Sam Garnes (S) .....	1997	Deion Jones (LB) .....	2016	Reggie Nelson (S) .....	2007
Myles Garrett (DL) .....	2017	Ed Jones (DE) .....	1974	Terence Newman (CB) .....	2003
Sean Gilbert (DT) .....	1992	Ed Jones (S) .....	1975	Greg Newsome II (CB) .....	2021
Tim Goad (DT) .....	1988	Jason Jones (DL) .....	2008	Tim Newton (DT) .....	1985
Eddie Goldman (DL) .....	2015	Jimmie Jones (DT) .....	1990	Yannick Ngakoue (DL) .....	2016
Alex Gordon (DLB) .....	1987	Robert Jones (ILB) .....	1992	Haloti Ngata (DL) .....	2006
Darrien Gordon (CB) .....	1993	Rulon Jones (DE) .....	1980	Steve Niehaus (DT) .....	1976-1
Larry Gordon (OLB) .....	1976-2	Karl Joseph (S) .....	2016	Brian Noble (ILB) .....	1985
Johnnie Gray (S) .....	1975	<b>K</b>		Ken Novak (DT) .....	1976-2
Curtis Green (DE) .....	1981	George Karlaftis (DL) .....	2022	<b>O</b>	
<b>Darrell Green (CB) .....</b>	<b>1983</b>	Andy Katzenmoyer (LB) .....	1999	Leslie O'Neal (DE) .....	1986
Gary Green (CB) .....	1977	Jevon Kearse (DE) .....	1999*	Nate Odomes (CB) .....	1987
Hugh Green (DLB) .....	1981	Louie Kelcher (DT) .....	1975	John Offerdahl (ILB) .....	1986
Jacob Green (DE) .....	1980	Eric Kendricks (LB) .....	2015	Alec Ogletree (LB) .....	2013
Mike Green (MLB) .....	1983	<b>Cortez Kennedy (DT) .....</b>	<b>1990</b>	Amobi Okoye (DT) .....	2007
Ken Greene (S) .....	1978	Ryan Kerrigan (LB) .....	2011	Ed Oliver (DL) .....	2019
Dre Greenlaw (LB) .....	2019	Terry Kinard (S) .....	1983	Jerry Olsavsky (ILB) .....	1989
Don Griffin (CB) .....	1986	Javon Kinlaw (DL) .....	2020	Brian Orakpo (LB) .....	2009
Burt Grossman (DE) .....	1989	Sammy Knight (S) .....	1997	Odafe Oweh (DL) .....	2021
<b>H</b>		Shawn Knight (DE) .....	1987	Jeremiah Owusu-Koramoah (LB) .....	2021
Dino Hackett (ILB) .....	1986	Terrance Knighton (DL) .....	2009	<b>P</b>	
Joe Haden (CB) .....	2010	Bill Kollar (DT) .....	1974	Ivan Pace Jr. (LB) .....	2023
<b>Charles Haley (OLB) .....</b>	<b>1986</b>	Luke Kuechly (LB) .....	2012	Tony Parrish (S) .....	1998
Tamba Hall (DL) .....	2006	Aaron Kyle (CB) .....	1976-2	Micah Parsons (LB) .....	2021*
Carlos Hall (DL) .....	2002	<b>L</b>		Mike Patterson (DL) .....	2005
Cory Hall (S) .....	1999	Jacob Lacey (CB) .....	2009	Kwity Paye (DL) .....	2021
Dana Hall (S) .....	1992	Jeff Lageman (OLB) .....	1989	Daron Payne (DL) .....	2018
Delton Hall (CB) .....	1987	Carnell Lake (S) .....	1989	<b>Julius Peppers (DL) .....</b>	<b>2002</b>
Leon Hall (CB) .....	2007	<b>Jack Lambert (MLB) .....</b>	<b>1974</b>	Benny Perrin (S) .....	1982
Kyle Hamilton (S) .....	2022	Dawan Landry (S) .....	2006	Darren Perry (S) .....	1992
Ken Hamlin (S) .....	2003	LaRon Landry (S) .....	2007	Jason Perry (S) .....	1999
<b>Dan Hampton (DE) .....</b>	<b>1979</b>	Kendall Langford (DL) .....	2008	Michael Dean Perry (DE) .....	1988
Da'Shawn Hand (DL) .....	2018	Antonio Langham (CB) .....	1994	Vernon Perry (S) .....	1979
Phil Hansen (DE) .....	1991	Don Latimer (DT) .....	1978	Marcus Peters (CB) .....	2015
Dee Hardison (DT) .....	1978	Marshon Lattimore (CB) .....	2017	Mike Peterson (LB) .....	1999
Kevin Hardy (LB) .....	1996	Dexter Lawrence (DL) .....	2019	Patrick Peterson (CB) .....	2011
Vernon Hargreaves III (CB) .....	2016	Carl Lawson (DL) .....	2017	Jaelan Phillips (DL) .....	2021
Roger Harper (S) .....	1993	Ben Leber (LB) .....	2002	Kenny Phillips (S) .....	2008
Chris Harris (S) .....	2011	Darius Leonard (LB) .....	2018	Charles Philyard (DE) .....	1976-1
David Harris (OLB) .....	2007	Bobby Leopold (DLB) .....	1980	Bill Pickel (DT) .....	1983
John Harris (S) .....	1978	Mo Lewis (OLB) .....	1991	Jalen Pitre (S) .....	2022
Napoleon Harris (LB) .....	2002	Devin Lloyd (LB) .....	2022	Mike Pitts (DE) .....	1983
Tommie Harris (DT) .....	2004	Eugene Lockhart (ILB) .....	1984	Ahmed Plummer (CB) .....	2000
Walt Harris (CB) .....	1996	Curtis Lofton (LB) .....	2008	Tommy Polley (LB) .....	2001
Mike Hartenstein (DE) .....	1975	Chris Long (DL) .....	2008	Tyrone Poole (CB) .....	1995
Jim Haslett (OLB) .....	1979	<b>Ronnie Lott (CB) .....</b>	<b>1981*</b>	Joey Porter Jr. (CB) .....	2023
James Hasty (CB) .....	1988	Star Lotulelei (DL) .....	2013	Andrew Provenca (DT) .....	1983
A.J. Hawk (LB) .....	2006	Keith Lyle (S) .....	1994	<b>Q</b>	
Bill Hawkins (DT) .....	1989	<b>M</b>		Patrick Queen (LB) .....	2020
<b>Mike Haynes (CB) .....</b>	<b>1976-1</b>	Bill Maas (DT) .....	1984	<b>R</b>	
Casey Hayward (CB) .....	2012	Khalil Mack (LB) .....	2014	John Rade (OLB) .....	1983
John Henderson (DL) .....	2002	Mike Mamula (DE) .....	1995	B.J. Raji (DL) .....	2009
John Hendy (CB) .....	1985	Richard Marshall (CB) .....	2006	Jalen Ramsey (CB) .....	2016
Anthony Henry (CB) .....	2001	Russell Maryland (DT) .....	1991	Darrol Ray (S) .....	1980
Tye Hill (CB) .....	2006	Robert Massey (CB) .....	1989	Gary Reasons (ILB) .....	1984
Ellis Hobbs (CB) .....	2005	Tyrann Mathieu (CB) .....	2013	<b>Ed Reed (S) .....</b>	<b>2002</b>
Jevon Holland (S) .....	2021	Clay Matthews (LB) .....	2009	Frank Reed (CB) .....	1976-2
Vonnie Holliday (DE) .....	1998	Vernon Maxwell (DLB) .....	1983	Eric Reid (S) .....	2013
Pierce Holt (DT) .....	1988	Jerod Mayo (LB) .....	2008	Mike Reinfeldt (S) .....	1976-2
Chris Horton (S) .....	2008	Rolando McClain (LB) .....	2010	Leonard Renfro (DT) .....	1993
Lamarr Houston (DL) .....	2010	Devin McCourty (CB) .....	2010	<b>Darrelle Revis (CB) .....</b>	<b>2007</b>
Chris Hovan (DL) .....	2000	Prentice McCray (S) .....	1974	Kerry Rhodes (S) .....	2005
Darren Howard (DL) .....	2000	Ricardo McDonald (ILB) .....	1992	Simeon Rice (DE) .....	1996
Sam Hunt (OLB) .....	1974	Willie McGinest (LB) .....	1994	Stanley Richard (S) .....	1991
Danielle Hunter (DL) .....	2015	Tim McKyer (CB) .....	1986	Al Richardson (OLB) .....	1980
James Hunter (S) .....	1976-1	Erik McMillan (S) .....	1988	Sheldon Richardson (DL) .....	2013
Aidan Hutchinson (DL) .....	2022	Don McNeil (CB) .....	1980	Vern Roberson (S) .....	1977
<b>I</b>		Shawne Merriman (LB) .....	2005	Dewayne Robertson (DT) .....	2003
Bruce Irvin (DL) .....	2012	Von Miller (LB) .....	2011	Dunta Robinson (CB) .....	2004
		Lawyer Milloy (S) .....	1996	Jerry Robinson (OLB) .....	1979

# ALL-ROOKIE PLAYERS (1974-2023)

Johnny Robinson (DT).....	1981
Brian Robison (DE).....	2007
Tracy Rocker (DT).....	1989
Dominique Rodgers-Cromartie (CB).....	2008
Malcolm Rodriguez (LB).....	2022
Don Rogers (S).....	1984
Shaun Rogers (DT).....	2001
Bill Romanowski (OLB).....	1988
Derek Ross (CB).....	2002
Kevin Ross (CB).....	1984
Darrell Russell (DE).....	1997
Matt Russell (ILB).....	1997
DeMeco Ryans (LB).....	2006
<b>S</b>	
<b>Deion Sanders (CB).....</b>	<b>1989</b>
<b>Warren Sapp (DT).....</b>	<b>1995</b>
Darnell Savage (S).....	2019
Terry Schmidt (CB).....	1974
<b>Lee Roy Selmon (DE).....</b>	<b>1976-2</b>
<b>Richard Seymour (DE).....</b>	<b>2001</b>
Matt Shaughnessy (DL).....	2009
Jabaal Sheard (DE).....	2011
Richard Sherman (CB).....	2011
Kawann Short (DL).....	2013
Anthony Simmons (LB).....	1998
Isaiah Simmons (LB).....	2020
Wayne Simmons (OLB).....	1993
Corey Simon (DL).....	2000
Bill Simpson (S).....	1974
Ernie Sims (LB).....	2006
Kenneth Sims (DE).....	1982
<b>Mike Singletary (MLB).....</b>	<b>1981</b>
Reggie Singletary (DT).....	1986
Fred Smerlas (DT).....	1979
Aldon Smith (LB).....	2011
Ben Smith (CB).....	1990
Darrin Smith (OLB).....	1993
Harrison Smith (S).....	2012
Justin Smith (DE).....	2001
Roquan Smith (LB).....	2018
Will Smith (DE).....	2004
Fred Smoot (CB).....	2001
L'Jarvis Sneed (CB).....	2020
Percy Snow (ILB).....	1990
Marcus Spears (DL).....	2005
Chris Spielman (LB).....	1988
Takeo Spikes (LB).....	1998
Shawn Springs (CB).....	1997
Dana Stubblefield (DT).....	1993
Daniel Stubbs (DE).....	1988
Jim Stuckey (DT).....	1980
Terrell Suggs (OLB).....	2003
Ndamukong Suh (DL).....	2010*
Johnathan Sullivan (DT).....	2003
Patrick Surtain II (CB).....	2021
<b>T</b>	
Lofa Tatupu (LB).....	2005
Bobby Taylor (CB).....	1995
Jason Taylor (DE).....	1997
<b>Lawrence Taylor (OLB).....</b>	<b>1981*</b>
Phil Taylor (DT).....	2011
Sean Taylor (S).....	2004
George Teague (S).....	1993
Kayvon Thibodeaux (DL).....	2022
<b>Derrick Thomas (OLB).....</b>	<b>1989</b>
Orlando Thomas (S).....	1995
<b>Zach Thomas (LB).....</b>	<b>1996</b>
Donnell Thompson (DE).....	1981
Juan Thornhill (S).....	2019
Odell Thurman (LB).....	2005
Pisa Tinoisamoa (OLB).....	2003
Dalvin Tomlinson (DL).....	2017
Steve Tovar (ILB/MLB).....	1993
Steve Towle (MLB).....	1975
Greg Townsend (DE).....	1983
Keith Traylor (ILB).....	1991
Desmond Trufant (CB).....	2013
Marcus Trufant (CB).....	2003
Manu Tuiaososopo (DT).....	1979
Tuli Tuipulotu (DL).....	2023
Ronaldo Turnbull (DE).....	1990
Eric Turner (S).....	1991
Kobie Turner (DL).....	2023
<b>U</b>	
<b>Brian Urlacher (LB).....</b>	<b>2000</b>

<b>V</b>	
Kenny Vaccaro (S).....	2013
Leighton Vander Esch (LB).....	2018
Garin Veris (DE).....	1985
Jonathan Vilma (MLB).....	2004
Troy Vincent (CB).....	1992
Andre Wadsworth (DE).....	1998
<b>W</b>	
Bobby Wagner (LB).....	2012
Gary Walker (DT).....	1995
Kenny Walker (DE).....	1991
Quay Walker (LB).....	2022
Aaron Wallace (OLB).....	1990
Everson Walls (CB).....	1981
Denny Walters (CB).....	1983
Denzel Ward (CB).....	2018
T.J. Ward (S).....	2010
Gerrard Warren (DT).....	2001
Dewayne Washington (CB).....	1994
Bobby Watkins (CB).....	1982
J.J. Watt (DE).....	2011
T.J. Watt (LB).....	2017
Greg Wesley (S).....	2000
Bryant Westbrook (CB).....	1997
Devin White (LB).....	2019
<b>Randy White (OLB).....</b>	<b>1975</b>
Tre'Davious White (CB).....	2017
Brandon Whiting (DT).....	1998
Donte Whitner (S).....	2006
Reggie Wilkes (OLB).....	1978
<b>Aeneas Williams (CB).....</b>	<b>1991</b>
Brent Williams (DE).....	1986
D.J. Williams (OLB).....	2004
Darrent Williams (CB).....	2005
Henry Williams (CB).....	1979
James Williams (CB).....	1990
Kevin Williams (DE).....	2003
Leonard Williams (DL).....	2015
Lester Williams (DT).....	1982
Marcus Williams (S).....	2017
Reggie Williams (OLB).....	1976-1
Roy Williams (S).....	2002
Carlton Williamson (S).....	1981
<b>Patrick Willis (MLB).....</b>	<b>2007*</b>
Brenard Wilson (S).....	1979
Eugene Wilson (S).....	2003
Jason Wiltz (DT).....	1999
Antoine Winfield Jr. (S).....	2020
Blaise Winter (DE).....	1984
Leo Wisniewski (DT).....	1982
Devon Witherspoon (CB).....	2023
Lee Woodall (LB).....	1994
John Woodcock (DT).....	1976-2
<b>Charles Woodson (CB).....</b>	<b>1998</b>
Tariq Woolen (CB).....	2022
Roscoe Word (CB).....	1974
Louis Wright (CB).....	1975
Devin Wyman (DT).....	1996
Renaldo Wynn (DT).....	1997
<b>Y</b>	
Andre Young (S).....	1982
<b>Bryant Young (DT).....</b>	<b>1994</b>
Byron Young (LB).....	2023
Chase Young (DL).....	2020
Lonnie Young (S).....	1985
Roynell Young (CB).....	1980
<b>SPECIAL TEAMS (185)</b>	
<b>A</b>	
Jamal Agnew (PR).....	2017*
Gary Anderson (PK).....	1982
Bryan Anger (P).....	2012
Jessie Armstead (ST).....	1993
Tavon Austin (PR).....	2013
<b>B</b>	
Johnson Bademosi (ST).....	2012
Chris Bahr (PK).....	1976-1
Dan Bailey (PK).....	2011
Budda Baker (ST).....	2017*
Jason Baker (P).....	2001
Rodrigo Blankenship (PK).....	2020
Bryce Baringer (P).....	2023
Michael Boley (ST).....	2005
Chris Boniol (PK).....	1994

Matt Boshier (P).....	2011
Josh Brown (PK).....	2003
Matt Bryant (PK).....	2002
Jeff Burris (PR).....	1994
Trey Burton (ST).....	2014
Harrison Butker (PK).....	2017
Kevin Butler (PK).....	1985
<b>C</b>	
Dan Carpenter (PK).....	2008
Dale Carter (PR).....	1992
Chad Cascadden (ST).....	1995
Steve Christie (PK).....	1990
Neil Clabo (P).....	1975
Randall Cobb (KR).....	2011
Andre Coleman (KR).....	1994
Frank Corral (PK).....	1978*
Quan Cosby (PR).....	2009
Brad Costello (P).....	1998
<b>D</b>	
Jean-Phillipe Darche (ST).....	2000
Matt Darr (P).....	2015
Andre Davis (KR).....	2002
Derius Davis (PR).....	2023
Akeem Dent (ST).....	2011
Cameron Dicker (PK).....	2022
Michael Dickson (P).....	2018*
Bucky Dilts (P).....	1977
Riley Dixon (P).....	2016
Tim Dwight (ST).....	1998
<b>E</b>	
Paul Edinger (PK).....	2000
Jason Elam (PK).....	1993
<b>F</b>	
Terry Fair (KR).....	1998
Jeff Feagles (P).....	1988
Jay Feely (PK).....	2001
Demetric Felton (PR).....	2021
Yamon Figurs (KR).....	2007
Dallis Flowers (KR).....	2022
Nick Folk (PK).....	2007
Cole Ford (PK).....	1995
Jacoby Ford (KR).....	2010
Tony Franklin (PK).....	1979
<b>G</b>	
Jamie Gillan (P).....	2019
Ted Ginn Jr. (PR).....	2007
Jordan Glasgow (ST).....	2020
Stephen Gostkowski (PK).....	2006
Martin Gramatica (PK).....	1999
Jacquez Green (PR).....	1998
Bob Grupp (P).....	1979*
<b>H</b>	
Ali Haji-Sheikh (PK).....	1983*
John Hall (PK).....	1997
Brian Hansen (P).....	1984
Jason Hanson (PK).....	1992
Byron Hanspard (KR).....	1997
Mecole Hardman (KR).....	2019
Deonte Harris (PR).....	2019*
Percy Harvin (KR).....	2009
Pressley Harvin III (P).....	2021
Dale Hatcher (P).....	1985*
Efen Herrera (PK).....	1974
<b>Devin Hester (KR &amp; PR).....</b>	<b>2006(*PR)</b>
Tyreek Hill (KR, PR & ST).....	2016(*ST)
T.Y. Hilton (PR).....	2012
Desmond Howard (KR).....	1992
Tyrone Hughes (KR & PR).....	1993(*KR)
Tom Hutton (P).....	1995
<b>I</b>	
Larry Izzo (ST).....	1996
<b>J</b>	
Chris Jacke (PK).....	1989
Rusty Jackson (P).....	1976-1
Jeff Jaeger (PK).....	1987
Dave Jennings (P).....	1974
John Jett (P).....	1993
Bethel Johnson (KR).....	2003
Eddie Johnson (P).....	2003
Leon Johnson (PR).....	1997
Adam Jones (PR).....	2005
Marcus Jones (PR).....	2022
Don Jones (ST).....	2013
<b>K</b>	
Nate Kaeding (PK).....	2004
John Kasay (PK).....	1991

# ALL-ROOKIE PLAYERS (1974-2023)

Eddie Kennison (PR).....	1996
Brett Kern (P).....	2008
Christian Kirk (PR).....	2018
Chris Kluwe (P).....	2005
<b>L</b>	
Josh Lambo (PK).....	2015
Jarvis Landry (KR).....	2014
Kyle Larson (P).....	2004
Shane Lechler (P).....	2000
John Lee (PK).....	1986
Keith Lewis (ST).....	2004
Michael Lewis (ST).....	2002
Tyler Lockett (KR, PR & ST).....	2015
Chip Lohmiller (PK).....	1988
Mick Luckhurst (PK).....	1981
Wil Lutz (PK).....	2016
<b>M</b>	
Marc Mariani (PR).....	2010
Sam Martin (P).....	2013
Jerome Mathis (KR).....	2005*
Pat McAfee (P).....	2009
Paul McFadden (PK).....	1984
Leodis McKelvin (KR).....	2008
John McLaughlin (ST).....	1999
Evan McPherson (PK).....	2021
Zoltan Mesko (P).....	2010
Steve Mike-Mayer (PK).....	1975
Jim Miller (P).....	1980
Marvin Mims Jr. (KR).....	2023
Chris Mohr (P).....	1989
Jake Moody (PK).....	2023
Eric Moulds (KR).....	1996
Eddie Murray (PK).....	1980
<b>N</b>	
Nick Niemann (ST).....	2021
Mike Nugent (PK).....	2005
Kene Nwangwu (KR).....	2021
<b>O</b>	
Pat O'Donnell (P).....	2014
Pat O'Neill (P).....	1994
Tom Orosz (P).....	1981
<b>P</b>	
Cody Parkey (PK).....	2014
Cordarrelle Patterson (KR).....	2013*
Patrick Peterson (PR).....	2011*
Ryan Plackemeier (P).....	2006
Bernard Pollard (ST).....	2006
Hank Poteat (PR).....	2000
James Proche II (PR).....	2020
<b>R</b>	
Antwaan Randle El (PR).....	2002
Jerrick Reed II (ST).....	2023
Reggie Roby (P).....	1983
Isaiah Rodgers (KR).....	2020
Ruben Rodriguez (P).....	1987
Charlie Rogers (PR).....	1999*
Sam Rogers (ST).....	1994
<b>S</b>	
B.J. Sams (PR).....	2004
Rigoberto Sanchez (P).....	2017
Jason Sanders (PK).....	2018
Brenden Schooler (ST).....	2022
Austin Seibert (PK).....	2019
Rafael Septien (PK).....	1977
Daniel Sepulveda (P).....	2007
Brandon Siler (ST).....	2007
Tom Skladany (P).....	1978
Clifton Smith (PR).....	2008
Hunter Smith (P).....	1999
Steve Smith (KR & PR).....	2001(*KR)
Tremont Smith (KR).....	2018
Zurii Smith (PR).....	2003
Rohn Stark (P).....	1982
Fred Steinfurt (PK).....	1976-2
LaRod Stephens-Howling (ST).....	2009
Clint Stitser (PK).....	2010
Ryan Stonehouse (P).....	2022
Caleb Sturgis (PK).....	2013
Ryan Succop (PK).....	2009
Ryan Switzer (KR).....	2017
<b>T</b>	
John Teltschik (P).....	1986
De'Anthony Thomas (PR).....	2014
Tommy Townsend (P).....	2020
Drue Tranquill (ST).....	2019
Zeke Turner (ST).....	2018

David Tyree (ST).....	2003
<b>V</b>	
Mike Vanderjagt (PK).....	1998
Tamarick Vanover (KR & PR).....	1995
Darrick Vaughn (KR).....	2000
Adam Vinatieri (PK).....	1996
<b>W</b>	
Blair Walsh (PK).....	2012*
Ken Walter (P).....	1997
T.J. Ward (ST).....	2010
Wes Welker (KR).....	2004
Danny White (P).....	1976-2
Terrence Wilkins (KR).....	1999
Klaus Wilmsmeyer (P).....	1992
David Wilson (KR).....	2012
Jamie Winborn (ST).....	2001
Darren Woodson (ST).....	1992
<b>Z</b>	
Dave Zastudil (P).....	2002

-1, -2: PFWA selected a first and second team in 1976  
 \*: Selected to PFWA All-NFL Team in same season (1974-2023)

**Bold: Pro Football Hall of Fame inductee**

## MOST PFWA FIRST TEAM ALL-ROOKIE PLAYERS BY TEAM (1974-2023)

NFL Team	Offense	Defense	Special	Total
New England.....	21	24	9	54
Indianapolis.....	23	19	11	53
Seattle.....	22	21	10	53
Miami.....	20	21	11	52
L.A. Chargers.....	21	22	8	51
Detroit.....	22	22	6	50
Kansas City.....	14	22	<b>14</b>	50
New Orleans.....	26	19	5	50
Tampa Bay.....	<b>27</b>	16	6	49
Cincinnati.....	23	19	6	48
Atlanta.....	20	16	8	44
San Francisco.....	12	<b>25</b>	7	44
N.Y. Jets.....	17	22	4	43
Dallas.....	16	20	8	42
Cleveland.....	16	19	7	42
L.A. Rams.....	18	18	6	42
Chicago.....	17	18	5	40
Denver.....	21	14	5	40
Arizona.....	18	15	6	39
N.Y. Giants.....	20	13	6	39
Philadelphia.....	11	20	8	39
Minnesota.....	18	13	7	38
Washington.....	18	17	2	37
Buffalo.....	12	19	4	35
Green Bay.....	11	20	2	33
Tennessee.....	21	9	3	33
Las Vegas.....	10	18	3	31
Pittsburgh.....	14	11	5	30
Carolina.....	10	12	3	25
Jacksonville.....	10	13	1	24
Baltimore.....	7	10	4	21
Houston.....	8	8	1	17

The PFWA selected a first and second All-Rookie Team in 1976. Second-team players not included in above totals. Most selections by unit in **bold**.

## PFWA FIRST TEAM ALL-ROOKIE MULTIPLE HONOREES (1974-2023)

- 1993 - Tyrone Hughes, NO (KR & PR)
- 1995 - Tamarick Vanover, KC (KR & PR)
- 1998 - Terry Fair, DET (CB & KR)
- 2000 - Jean-Phillipe Darche, SEA (C & ST)
- 2001 - Steve Smith, CAR (KR & PR)
- 2006 - Devin Hester, CHI (KR & PR)
- 2009 - Percy Harvin, MIN (WR & KR)
- 2010 - T.J. Ward, CLE (S & ST)
- 2011 - Patrick Peterson, ARI (CB & PR)
- 2012 - T.Y. Hilton, IND (WR & PR)
- 2015 - Tyler Lockett, SEA (KR, PR & ST)
- 2016 - Tyreek Hill, KC (KR, PR & ST)

## MOST PLAYERS SELECTED TO PFWA FIRST TEAM ALL-ROOKIE (1974-2023)

### Offense

3 - Tampa Bay 1997, Indianapolis 1998, New Orleans 2006, Tampa Bay 2015

### Defense

4 - Miami 1977

### Special Teams

3 - Seattle 2015, Kansas City 2016, Indianapolis 2020

## PFWA ALL-ROOKIE POSITIONS NOT SELECTED (1974-2023)

- 1987 - Center
- 1988 - Center
- 1991 - Quarterback
- 1992 - Guard (2)
- 1996 - Punter
- 1997 - Special Teamer
- 2008 - Special Teamer
- 2012 - Center



***ProFootballWriters.org***